

**Cooperative Agreement for AIDS
Community-Based
Outreach/Intervention Research
Program, 1992-1998: [United
States]**

*United States Department of Health and
Human Services. National Institutes of
Health. National Institute on Drug Abuse*

Respondent Data Codebook

Terms of Use

The terms of use for this study can be found at:

<http://datafiles.samhsa.gov/terms-use-nid3422>

*** Processor Notes ***

**INSTRUMENT SUMMARY
RESPONDENT DATA COLLECTION**

Instrument Name	Description	Records
Risk Behavior Assessment (RB3)	Baseline survey completed prior to first intervention.	<u>31,088</u>
Client Eligibility & Assignment (CE3)	Baseline eligibility, biological test results, HIV testing, intervention attendance.	<u>31,088</u>
Risk Behavior Follow-Up Assessment (RBFA)	Follow-up survey completed after the baseline survey at either: 6-months = 3-months =	<u>18, 144</u> 13,006 5,138
Client Participation Summary (CPX)	Lost-to-Follow-Up survey conducted up to 9-months after baseline interview. CPS - Original = CP2 - Revised =	<u>28,216</u> 3,807 24,409
HIV Test Results (HT3)	Biological test results and post-test counseling data. Baseline (BHT3) = 3-month Follow-up (FHT33) = 6-month Follow-up (FHT36) =	26,770 3,513 9,251


*** Processor Notes ***

**INSTRUMENT SUMMARY
PROCESS (SITE) DATA COLLECTION**

Instrument Name	Description	Records
Standard Intervention Questionnaire (SI)	Information about standard intervention process.	<u>23</u>
Standard Intervention Questionnaire Supplement (SIS)	Supplemental questions about standard intervention process.	<u>22</u>
Enhanced Intervention Questionnaire (EI)	Information about enhanced intervention process.	<u>18</u>
Anderson & McCoy Enhanced Intervention Questionnaire (AMC)	Additional questions about enhanced intervention types.	<u>16</u>
Local Drug & HIV Prevention Scene Questionnaire (LD)	Information about local HIV/drug abuse interventions; includes patterns of local HIV infection rates.	<u>22</u>

***** Processor Notes *****

1. See Respondent Guide section on page 16 in this document for more information about the respondent survey instruments.
2. See Process Guide section in the Process Codebook document (also available on-line) for more information about the process survey instruments completed by the Cooperative Agreement facilities.
3. The baseline interview date was used as a reference date instead of the respondent's birthday due to frequent discrepancies between self-reported date of birth at baseline and at follow-up. The baseline interview date itself was recoded as the age in days (according to the first self-reported birthday) at the time of that interview. The only exception was the date of the AMC interview, for which there is no corresponding respondent date. Here, recoding was accomplished by subtracting an arbitrary constant date from this date.
4. The field named SII52 'When is reimbursement given' was dropped by the principal investigator. No further information available.
5. The field named EINUM is 100% Missing. No further information available.
6. The Process data file contains one or two records per site. There are two records for each of the four sites providing information on two intervention methods.
7. Outlier values may be found throughout the respondent data file. At the request of the principal investigator, these existing outliers were not recoded or removed. To illustrate a few examples, the value '98' is clearly out-of-range for the field EDT30D "Q23D-D. DAYS IN OUTPAT. DRUG FREE LAST 30 DAYS". Likewise, there are data values greater than '183', which are considered out-of-range, for the field FEDTD6MA "Q23C-A. DAYS IN METHADONE DETOX, LAST 6 MONTHS". There are other count variables with values that appear to be outliers. For example, thirty-two respondents claimed to have injected cocaine 600 times in the past 30 days and one respondent reported injecting cocaine 900 times (e.g. field BTIJD "Q11C(3)D TIMES INJ COCAINE, 30 DAYS"). The process data file may also contain out-of-range values which the user may wish to exclude from their analysis.



**Cooperative Agreement for
AIDS Community-Based
Outreach/Intervention Research
Program**

PUBLIC USE CODEBOOK

National Institute on Drug Abuse

NIH/NIDA
6001 EXECUTIVE BLVD.
BETHESDA, MD 20892
<http://www.nida.nih.gov>

2000





TABLE OF CONTENTS

	<u>PAGE</u>
FOREWORD	1
ACKNOWLEDGMENTS	2
OVERVIEW	3
RESPONSIBILITY	5
DESCRIPTION OF NIDA COOPERATIVE AGREEMENT	6
RESPONDENT INSTRUMENT GUIDE	18
SITE-LEVEL PROCESS INSTRUMENT GUIDE	25
FREQUENCY TABLES – RESPONDENT DATA	29
APPENDIX A	507



FOREWORD

The National Institute on Drug Abuse (NIDA) initiated the Cooperative Agreement (CA) for AIDS Community-Based Outreach/Intervention Research Program in September 1990 (for overview, see Appendix A). The public use data sets accompanying this document include data collected from respondents and sites in the program from 1992 to 1998.

NIDA requests the cooperation of users of these data in observing the following guidelines:

- Users should read and follow the data use restrictions on page 5 of this document.
- Any published material derived from these data should acknowledge the National Institute on Drug Abuse as the original data source. It should include a disclaimer that credits any analyses, interpretations, and conclusions reached to those of the author(s) and not to NIDA, which is responsible only for the initial data.

Authors should provide NIDA with a reprint of published articles that utilize the Cooperative Agreement data. Please send reprints to:

NIH/NIDA/CAMCODA
6001 EXECUTIVE BLVD.
ROOM 5198, MSC 9593
BETHESDA MD 20892-9593

ACKNOWLEDGMENTS

Sections of this publication were produced for the National Institute on Drug Abuse (NIDA), Center on AIDS and Other Medical Consequences of Drug Abuse by CSR, Incorporated, Washington, DC, under Contract No. N01DA-6-5052. Significant contributors at CSR, Incorporated include Thomas Nephew, MPPS, Shara Godiwalla, MPH, and Christine Whitmore, PhD. Significant contributors at NIDA include Elizabeth Lambert, MSc, Helen Cesari, MSc, and Richard Needle, PhD, MPH.

OVERVIEW

This document describes the contents of two public use flat files generated from the Cooperative Agreement for AIDS Community-based Outreach/Intervention Research Program. The CA program was implemented in 1990 and, while some of the CA sites remained active until 1999, this public use data set includes data for the period of 1992 through 1998 only. The public use data were provided from the original data collected by the 23 sites, and the survey data collected from 31,088 respondents.

Measures Taken to Protect Confidentiality

In preparing the public use data sets, measures were taken to protect both the confidentiality of respondents and the confidentiality of the sites involved in the study. These measures included a combination of recodes and deletions altering the original data. An overview of these measures is provided in Appendix A.

- Respondent identification numbers were randomly recoded. Also, site number codes were recoded in a way that assigned a randomly chosen, single, constant new site number code to all respondents from that site.
- Respondent date variables were combined from month, day, and year triplets into single dates, and then converted to reflect the time periods between two respondent dates, such as the baseline interview date. For example, the date of the baseline interview was subtracted from the date of the followup interview to obtain the number of days elapsed between those interviews. The new variable (XDRBFINT) was kept, and the variables used to calculate the new variable were dropped from the data set in a later step.
- Site-level process date variables were combined with appropriate respondent date variables to produce a variable showing whether the respondent date occurred before or after the site-level process date. The new variables were merged with the respondent data set, while the original site-level process dates were dropped from the process data set. For example, the date of a site cross-over to a new assignment design was compared to the respondent assignment date, and a new variable XSI32B was set to "1" if the respondent was assigned during the first crossover period, "2" if the respondent was assigned during the second crossover period, "9" if crossovers did not happen at that site, or "8" if the respondent assignment date could not be assigned to a crossover period. The new variable XSI32B was kept as a respondent variable, and the respondent and process variables used to calculate the new variable were dropped from the two data sets in later steps.
- Another kind of recoding occurred to conceal some respondents' extreme values (for example, on questions about income or the number of female or male sex partners), or in order to conceal the fact that respondents might be part of other available databases (for example, prison populations or military personnel).

Indirect or inferential identifiers are a concern because the review of several variables simultaneously could divulge sufficient characteristics to lead to specific individuals (Rasinski, 1997). Cell sizes for demographic and other critical variables (both continuous and categorical) were reviewed to assess the statistical strength of the data, and were reviewed relative to other information provided by the data set, to prevent revealing specific person, time, or place. The decision was made to top code income and number of partners of a specified sex to conceal outliers.

- Variables with direct identifiers such as geographic identifiers or highly specific text data were dropped from both data sets altogether. For instance, text responses that revealed institutional names were suppressed to avoid disclosure, and all text responses to questions of the type “Other (specify): _____” were dropped. Two lists of dropped variables (listdele.txt and listdelp.txt, for the respondent and process data sets, respectively) and the reason for dropping the variable are provided in Appendix A.
- Finally, the confidentiality of some variable data was protected by combining two or more code values into a single category. An example is the variable FALIVE (current living place), where the counts for "jail" and for "other place" were combined into a single count.

Sections of the Codebook

This document includes sections for an overview of the data files including a discussion of the NIDA Cooperative Agreement program, brief survey overview, frequency tables, and an appendix describing data recodification and deletions. The actual survey instruments are provided in a separate document as indicated below.

- Overview of public use datafiles.
- Description of the NIDA Cooperative Agreement program & User Responsibility
- The “Respondent Instrument Guide” and “Site-Level Process Instrument Guide”) provide a brief description of each of the survey instruments.
- The frequency tables include descriptive labels, value codes and definitions, and frequency distributions for all variables.
- Appendix A lists all variables deleted, and summarizes other data recodes implemented as part of the public use file creation process.
- The respondent and process survey instruments (i.e. questionnaires) are provided in separate documents. See NIDACA_RESP_SURVEY.PDF and NIDACA_PROC_SURVEY.PDF at the Reports and Related Sites page of the SAMHDA web address:
<http://datafiles.samhsa.gov>.

USER RESPONSIBILITY

The Public Health Service Act (Section 301) provides that the data collected by the National Institute on Drug Abuse (NIDA) may be used only for the purpose of statistical reporting and analysis. Any effort to determine the identity of any reported case is prohibited by this law.

NIDA does all it can to assure that the identity of subjects cannot be disclosed. All direct identifiers, as well as any characteristics that may lead to identification, are omitted from the data set. Any intentional identification or disclosure of a person or establishment violates the assurances of confidentiality given to the providers of the information. Therefore, users will:

1. Use the data in this data set for statistical reporting and analysis only.
2. Make no use of the identity of any person or establishment discovered inadvertently and advise the Director, NIDA, of any such discovery.
3. Not link this data set with individually identifiable data from other NIDA and non-NIDA data sets.
4. Refrain from using secondary information about study sites to identify subjects.

By using these data you signify your agreement to comply with the above-stated statutorily based requirements.

DESCRIPTION OF NIDA COOPERATIVE AGREEMENT

The Program Overview: Cooperative Agreement for AIDS Community-Based Outreach/Intervention Research Program

HISTORY OF AIDS PREVENTION

The HIV epidemic in the United States is driven in large part by infections in injection drug users (IDUs), their sex partners, and their offspring. Drug users constitute an important high risk groups in themselves, but they also have potential to serve as a bridge for HIV transmission to non-IDUs. To date the U.S. has had 548102 cases of AIDS, with 36 percent (193,278 cases) attributed directly to IDU or indirectly through IDU sexual contact. Roughly half of all new HIV infections yearly (41,000) are among drug users (Holmberg, 1996).

IDUs are linked in a complex sequence of behaviors preceding injection (acquiring, preparing, and dividing drugs) that increase the likelihood of multiperson reuse of drug injection equipment and other paraphernalia. During the early to mid-1980s, sharing patterns of IDUs were also influenced by the: (1) increased availability of powdered (injectable) cocaine following years of heroin use by IDUs; (2) emergence of shooting galleries and anonymous sharing of contaminated needles and syringes; and (3) inaccessibility to sterile injection equipment (Alcabes & Friedland, 1995). To limit the spread of HIV infection to IDUs, AIDS prevention has relied on outreach to injection drug users in their communities to create multiple opportunities to reduce high-risk drug use, needle practices, and sexual behaviors. It is estimated that between 50 percent to 85 percent of injection drug users are not in treatment at any one time.

The Community-Based Outreach and HIV Testing and Counseling Risk Reduction Model

Over time, the community-based outreach model of outreach has evolved to combine street outreach with HIV testing and counseling as a feasible and effective way to engage the out-of-treatment population in AIDS prevention (Coyle, 1993). The model originated in Chicago in the late 1990s to respond to the drug epidemic, with former drug users providing targeted outreach to active IDUs to encourage them to enter methadone maintenance treatment (Hughes, 1977). The model was later adapted in the mid to late 1980s to respond to the emerging epidemic of HIV/AIDS in IDUs (Wiebel et al., 1993).

Beginning in 1987, and as adapted from by the grantees in the NADR and CA programs, the outreach model involves a process of intervention that begins when outreach workers contact and engage IDUs. Outreach workers indigenous to the community act as credible messengers, provide

risk reduction materials and education and arrange for IDUs to receive free HIV testing and counseling in private settings. Pretest counseling encourages HIV antibody testing; if test results are positive, post-test counseling refers IDUs to appropriate services. In addition, each site developed and implemented a site specific enhanced intervention that was intended to reinforce the acceptance and promote the adoption of hierarchical risk reduction strategy.

A drug-related risk reduction hierarchy promotes the following: (1) abstain from drug use; (2) if abstinence is not possible, stop re-using injection equipment; and (4) if drug injection equipment syringes and needles continue to be reused, follow proper disinfection procedures.

There is also a hierarchy of sex risk reduction options, which encourages IDUs to: (1) abstain from sex; (2) if abstinence is not possible, have non-penetrative sex; (3) if sex is penetrative, use condoms and other barrier methods; and (4) reduce the number of sex partners. Pre- and posttest counselors distribute bleach and help IDUs rehearse techniques for cleaning injection equipment; they also distribute condoms and teach their proper use.

NATIONAL AIDS DEMONSTRATION RESEARCH PROJECT

Starting in 1987, National Institute on Drug Abuse (NIDA) sponsored the National AIDS Demonstration Research (NADR) Project to provide HIV counseling and education interventions to out-of-treatment injection drug users and their sexual partners. While the ultimate aim of the NADR Project was to eliminate the incidence of HIV infection among injection drug users and their sexual partners, more proximate goals were the reduction or elimination of behaviors that risk transmitting the virus (such as the avoidance of sharing needles and other equipment) and the promotion of behaviors that protect against infection (such as the use of bleach to sterilize needles).

Experience from the NADR program suggested that certain intervention components were particularly effective in promoting positive behavioral change in the targeted audience. These included:

1. Outreach work among out-of-treatment drug users, their sexual partners, and people at risk of injecting drugs
2. Basic education (including the correction of misinformation) about HIV disease, HIV transmission routes, and antibody screening
3. Instilling a sense of personal vulnerability to the virus
4. Social support for the adoption and maintenance of positive behavior
5. Resource support for positive behavioral change.

To work effectively, these elements were to be used in combination, as any single element appeared insufficient to produce behavioral change.

In addition to participation in HIV risk reduction interventions, NADR program staff routinely offered IDUs assistance in securing admission to treatment. In many cases, IDUs contacted by the program were unwilling to enter treatment. Often, participants were unable to enter treatment because of unavailability of treatment slots. However, participation in NADR HIV risk reduction often led to decreases in frequency of injection among IDUs. Additionally, at follow-up interview, many had sought or entered treatment, often for the first time.

THE COOPERATIVE AGREEMENT

Based on the lessons learned from NADR, the Cooperative Agreement (CA) for AIDS Community-Based Outreach/Intervention Research Program was initiated in September 1990 by NIDA's Community Research Branch. The Cooperative Agreement program was guided by a Steering Committee, composed of NIDA staff and grantee Principal Investigators, who jointly determined the structure of protocols, instruments, and processes to be used in gathering baseline and follow-up data and evaluating behavioral risk-reduction interventions. The Steering Committee was assisted by several subcommittees and work groups.

RESEARCH DESIGN

The research program was a collaborative effort between NIDA and NIDA's grantees to monitor risk factors, behaviors and rates of HIV seroprevalence and seroincidence among out-of-treatment injection drug users (IDUs) and users of crack cocaine. Additionally, grantees were required to evaluate the efficacy of experimental interventions designed to prevent, eliminate, or reduce HIV risk behaviors. Rapid response to emerging HIV-related issues and implementation of interventions to prevent the further spread of HIV was also expected.

The Cooperative Agreement study used a randomized and quasi-experimental design. Each site had a targeted sampling strategy, either individual or community-level, utilizing ethnographic and quantitative epidemiologic sampling techniques. For all sites the goal was to recruit per month 35 multi-ethnic/racial male and female drug injectors and crack users at risk for HIV--70 percent male and 30 percent female, 70 percent IDUs and 30 percent crack users. However, obtaining an overall 70 percent IDU and 30 percent crack sample proved to be more difficult because of differences in the patterns of drug use among sites.

Eligibility

Once recruited into the study, a person had to meet the following eligibility criteria:

1. Have self-reported injection, crack or cocaine use within the past 30 days.
2. Be at least 18 years of age at the time of the Risk Behavior Assessment and Questionnaire (RB3).
3. Not be currently enrolled in a treatment program at the time of the baseline interview.
4. Not have been interviewed by NADR or the CA within the past year.

Individuals or communities were randomly assigned to a standard or enhanced intervention track either at the time of the RB3 and first Standard intervention session or after completing the second intervention session. The standard intervention was a program-wide common intervention consisting of street-based risk reduction (outreach) and HIV prevention pre- and posttest counseling. All participants received the standard intervention, while those assigned to the Enhanced Intervention received more sessions (See Standard Intervention, below).

Enhanced interventions were designed by each site based on a range of theoretical models to reinforce acceptance and adoption of risk reduction behaviors (see table, A-5). Interviews were conducted at baseline and 6-month or 3-month follow-up. At each interview data were collected on HIV risk behavior and HIV serostatus. Voluntary HIV antibody testing was offered at baseline and follow-up.

Theoretical Basis for the Intervention

The content of the NIDA intervention is based on fundamental principles about human behaviors as well as on practical experience. As characterized by Turner, Miller, and Moses (1989;260), these behavioral principles have two major themes:

1. For behavior to change, individuals must recognize the problem, be motivated to act, and have the knowledge and skills necessary to perform the action.
2. To increase the likelihood of action, impediments in the social environment must be removed or weakened and inducements for change provided whenever possible.

The NIDA intervention hews closely to these principles. The model uses the establishment of trust and basic education as the logical and necessary starting points for behavioral intervention, but moves readily to personalized motivational messages, the modeling of new behaviors, and the provision of support to overcome impediments and foster the adoption of change.

An amalgam of theories underlies the specific components of the intervention. Communication theory suggests, for example, that for individuals to recognize the problem of disease transition, the message must be understandable and come from a credible source. Effective communicators need “referent power”—the characteristic of a person used by others as a frame of reference or of an influential person who provides a normative reference (Janis, 1982).

Since outreach workers made the initial contacts (and in some programs were continuously available in the community), it was important for HIV prevention projects to enlist workers who would reflect the makeup of the neighborhoods they will serve. Former drug users could be particularly effective outreach workers because of their experience with the target population and potential for acting as role models. Such “indigenous” workers have referent power as they serve two functions: informal street intervention and recruitment into the formal intervention. As street interventionists, outreach workers circulated within communities to establish their own trustworthiness and to promote general awareness of HIV prevention steps that drug users could take. As recruiters, outreach workers made additional overtures to bring people in for the two-part counseling and education sessions.

In projects where outreach workers refer clients to counselors, the counseling staff would need to be culturally sensitive to the clients they serve and to develop a rapport with each client, especially when discussing the meaning of test results. In part, counselors would derive authority by providing a normative, knowledgeable influence; in addition, counselors could establish their credibility by working together with the client to rehearse the skills required for safe injection and sex practices.

Other theoretical bases for the NIDA intervention include the Health Belief Model and fear arousal theory. According to the Health Belief Model, motivation for behavioral change requires that individuals perceive their own vulnerability to serious risk as well as their ability to protect against risk (Janz and Becker, 1984). Harmonizing with this model is fear arousal theory, which posits that fear messages effectively function to motivate behavior change so long as they are carefully linked to instruction about new behaviors that a client can adopt (Sutton, 1982). To this end, the first education and counseling session is designed to lay out basic information about the dimensions of HIV disease. By focusing on the HIV risks associated with drug use practices, sexual behaviors and pregnancy, the intervention is intended to show that clients’ commonplace activities, pleasurable and relatively safe only a few years ago, have become life threatening practices in an era of AIDS. To alleviate vulnerability and fear, counselors next focus on the preventive value of stopping drug use or discontinuing the sharing/renting/borrowing of drug injection equipment and on the benefits of drug treatment and HIV antibody testing.

The NIDA intervention also incorporates elements of social learning theory, which suggests that behaviors are learned through observation and copying, coupled with expectations of self-efficacy about practicing new behaviors (Bandura, 1977). For this reason, counselors demonstrated the correct use of bleach and condoms during the first education session and asked clients to rehearse these skills until the counselor was sure he or she was able to use them effectively.

The content of the second session was dependent on whether a client tested negative or positive for HIV antibodies (or declined to be tested). Despite some variation between session “tracks,” the second sessions shared repeated education about HIV prevention and rehearsal of protection skills. These booster sessions were intended to clarify clients’ understanding and to secure clients’ competence and self-efficacy about practicing new behaviors. Prevention alternatives to protection skills were stressed, such as drug treatment, abstinence from drugs and sex, discontinuation of sharing drug paraphernalia, and reduction in the number of sexual partners. Basic health care advice

and medical referral was provided at the second session if the client tested seropositive, and the benefits of partner notification were discussed.

To help remove impediments to positive change, the NIDA intervention sought to provide the needed resources and support necessary to pave the way for the adoption and maintenance of safe behaviors. The NIDA intervention calls for the free distribution of condoms and bleach during outreach and after both of the education sessions. Moreover, literature was distributed each time to refresh memories about HIV transmission routes and the correct way to use hygiene materials. The literature also included referrals (names, phone numbers, addresses) to social and economic service agencies that could help support clients in their desire to reduce health risks. If resources permitted, sites had the option of making phone calls and of providing transportation to referral services for HIV-infected clients. Finally, outreach services provided regular and consistent reminder of safe needle and sex practices to support behavioral change.

STANDARD VS. ENHANCED INTERVENTIONS

The NIDA Cooperative Agreement employed two types of interventions—Standard and Enhanced. Details of the respective interventions are outlined in table below.

The Multicomponent Standard Strategy

	Components	Format	Duration
Standard	<ul style="list-style-type: none"> Community Outreach, Basic Risk Reduction 	<ul style="list-style-type: none"> Street-based, Face-to-face Outreach Contacts 	<ul style="list-style-type: none"> Contacts Typically Running 5 to 20 Minutes
Session I	<ul style="list-style-type: none"> Risk Reduction Skills Modeling, Pretest Counseling HIV Antibody Testing 	<ul style="list-style-type: none"> Individualized, Confidential Session Free, Voluntary, Private 	<ul style="list-style-type: none"> Usually 20 to 30 Minutes 10 to 20 Minutes, Depending on HIV Test Results
Session II	<ul style="list-style-type: none"> Booster Risk-Reduction Education, Posttest Counseling, and Referrals 	<ul style="list-style-type: none"> Individual Session 2 to 3 Weeks Posttest 	<ul style="list-style-type: none"> 10 to 20 Minutes, Depending on HIV Testing Results

Standard Intervention

The standard intervention of the CA consisted of two education and counseling sessions that structurally bracketed – and encouraged – confidential HIV antibody screening. The goals for the intervention were to educate out-of-treatment injection drug users (IDUs) about AIDS and the behaviors that transmit HIV, to teach them risk reduction strategies and the meaning of test results, and to stimulate them to adopt safe behaviors. Outreach occurred both individually and in groups. It consisted of five parts: 1) outreach and recruitment of study participants; 2) intake and assessment; 3) HIV prevention counseling and HIV antibody testing; 4) group assignment based on HIV status for second counseling session; and 5) random assignment to further “enhanced” intervention. The details of sessions I and II are as follows:

Session One: private, one-on-one formats of 20 to 30 minutes, including issues such as:

- HIV disease
- transmission routes
- risky behaviors
- condom use, demonstration
- needle, works disinfecting, demonstration
- stopping unsafe drug use
- cocaine associated risks
- benefits of drug treatment
- testing for HIV antibodies
- infection
- literature and referrals
- HIV Testing: voluntary, done in house if possible

Session Two: 14-21 days post-testing, or when tests results come in; private, one-on-one format

Track A – seronegative or not tested; booster session

- provision of test results
- retest in 6 months if practiced risky behavior
- HIV disease
- transmission routes
- risky behaviors
- condom use, demonstration
- needle, works disinfecting, demonstration
- stopping unsafe drug use
- cocaine associated risks
- benefits of drug treatment

Track B – seropositive; booster session

- ❑ provision of test results
- ❑ discussion of health care and medical treatment
- ❑ partner notification
- ❑ literature and referrals

Another important feature of the NIDA intervention was that it minimized the amount of resources necessary to provide comprehensive AIDS education. Counseling sessions were succinct providing one-on-one office settings; information cue cards were developed to guide interventionists through the sessions; no audiovisual equipment was required; and referral services could be restricted to the provision of written referrals (although sites with sufficient resources had the option of offering HIV-infected clients more active referral services). The NIDA intervention was designed for projects with outreach and recruitment services, but could be adopted by projects that served walk-in clients only.

The goals for the intervention were to educate out-of-treatment injection drug users (IDUs) about AIDS and the behaviors that transmit HIV, to teach them risk reduction strategies and the meaning of test results, and to stimulate them to adopt safe behaviors.

In addition, the encouragement of blood screening made the NIDA intervention particularly appropriate for projects with HIV surveillance as a program component.

A Revised Standard Intervention

For the six “new cohort” sites, a revised standard intervention was employed in the Spring of 1995. The need for a revised intervention was signaled by several developments relating both to the state of the knowledge of HIV transmission and to changing drug use patterns.

The Standard Intervention was revised so that it:

1. Provided a detailed script for outreach workers to follow; content similar as Standard
2. Employed a Screener Form to determine the eligibility of a recruit, and a Significant Contact Form for any contact lasting longer than 5 minutes which provided information on ineligible contacts and “dosage” of contact
3. Gave prepackaged hygiene kits including referral lists
4. Used revised cue cards for both Sessions that made meanings more clear, wording more forceful, and targeted more realistic behavioral changes
5. Added four cue cards to Session One: indirect sharing, how to clean needles, female condoms, talking with partner about safe sex
6. Added HIV Control Measures card to indicate how seropositives can control the spread of HIV
7. Provided detailed scripts for the counselor in discussion of cue cards, and general guidelines for crisis intervention with seropositive clients

Enhanced Intervention

The purpose of the Enhanced Intervention was to determine whether individuals who received services and activities beyond the Standard Intervention showed greater reduction in drug use and sex risk behaviors compared to individuals who only received the Standard Intervention. After all participants received the Standard Intervention, some participants were randomly assigned to the enhanced intervention in which several types of activities that could be implemented. Activities included providing clients with additional individual counseling sessions, group sessions, or couples sessions. The Enhanced Intervention was employed on a site-by-site basis, so each site could determine the appropriateness of this level of intervention given their client population.

Most of the sites implemented at least one Enhanced Intervention, whereas a few sites implemented two or more Enhanced Interventions. Most enhanced interventions were based on one or more theories of behavioral change; some used models already found in the Standard Intervention such as Social Learning Theory and the Health Behavior Model. Other models used include: the cognitive-behavioral model, self-help, protection-motivation theory, theory of reasoned action, and the change process model.

Like the theoretical bases, the structure of Enhanced Intervention activities varied across sites. Common activities included:

1. Additional individual counseling sessions at home, on the street, or in the office
2. Group counseling sessions
3. A select combination of individual and group sessions
4. Videos about sex and injection risk behaviors and about preventing HIV
5. Behavior change planning sessions
6. Social gatherings
7. Participation in existing outreach and support group activities

DATA COLLECTION

Data collection began in January 1992. By August 1994, the program had grown to 23 research sites—21 sites located in the United States and one each in Puerto Rico and Brazil. As with many multi-site studies, grants were funded and implemented over a 5-year period. Research activities at the First Cohort of six Cooperative Agreement sites were completed in August 1995. The next nine sites were funded in the Summer of 1991 and an additional eight awarded through 1994. This dataset includes data collected through October 1998; the last site is scheduled to conclude its data collection in the Spring of 1999. According to NIDA, this is the only current database on out-of-treatment injecting drug-users and crack-cocaine users (NIDA/CRB, June 1995).

CONCLUSIONS

AIDS prevention has worked and continues to work with IDUs. Data from NADR and the CA programs show that many IDUs report that they have changed their drug use patterns, needle practices, and sexual practices to reduce their risk of acquiring or transmitting HIV.

- Community-based outreach interventions are effective in facilitating behavior change among many IDUs. At a minimum, outreach interventions consist of risk reduction information, referrals to services, and the distribution of condoms and bleach. Second generation outreach interventions also include making arrangements for HIV antibody testing, pre- and posttest counseling, and demonstration and rehearsal of risk reduction skills. Both types of outreach programs have helped IDUs reduce their risk-taking behaviors particularly drug and needle using practices, and to a lesser extent sex risk behaviors, thereby reducing their risks for HIV infection.
- Recent evidence indicates that intensive exposure to outreach interventions may bring about greater change.
- Some IDUs have stopped using drugs. Although many IDUs continue to use drugs, they have reduced their risk for HIV infection by eliminating or reducing the rates of equipment disinfection, and increasing their condom use.
- Post-intervention seroconversion continues to occur among IDUs who persist in injection with potentially infected syringes and other drug injection equipment.

Overview of Community–Based Strategies for IDUs

Thirty-six published studies evaluating outreach effects were reviewed that met our criteria for inclusion, i.e. they focused on out-of-treatment drug users, evaluated street-based outreach (at a minimum), and reported behavioral and/or biological outcomes and significance of effects. Twenty-four published studies from the NADR and CA programs evaluated the effectiveness of outreach in combination with HIV counseling and testing, and 12 studies evaluated changes in risk behaviors of IDUs, using single and multiple samples of IDUs (N's range from 103 to 2,973 IDUs). IDUs were located in their communities using targeted sampling, a strategy that provides the best possible sampling frames for street-based, hidden and changing populations by mapping geographic areas of local drug use activity and HIV infection (Watters and Biernacki, 1989).

Generally, IDUs engaged in the outreach process reduced their risks for HIV transmission and/or increased their protective behaviors. The following summary of data from studies illustrates the types of changes made. In some cases, the magnitude of changes is also provided. Because analysts sometimes used different operational definitions of behaviors, the range and median are shown only for behaviors that were measured consistently in four or more studies.

Reduction in Risk Behaviors

Risk Behaviors	Significant /total Studies	% significance
Stopped injection drug use	10/11	91
Reduced injection frequency	17/18	94
Stopped/reduced multiperson reuse of needles/syringes	16/20	80
Stopped/reduced reuse of cookers, cotton, and rinse water	8/12	67
Stopped or reduced crack use	7/7	100
Decreased use of shooting galleries/other injection settings	8/12	67
Decreased risky needle practices	8/9	89
Decreased number of sex partners	2/5	40
Protective Behaviors		
Increased needle disinfection	10/16	62
Entered drug treatment	6/7	86
Increased condom use or had less unprotected sex	16/17	94

The data presented indicate that community-based outreach interventions have been effective in reaching the at-risk population, and by disseminating information and providing risk reduction supplies, have enabled IDUs to reduce their drug use, needle practices, and sex risk behaviors, and most importantly, reduced their HIV infection rates. The studies reviewed met the following criteria: 1) they focused on out-of-treatment drug users (thus, studies based on clinical populations such as clients of drug treatment or STD clinics are excluded); 2) they evaluated, at a minimum, street-based outreach risk reduction interventions; and lastly, 3) they reported on behavioral and/or serological outcomes and included data on the significance and magnitude of any change observed. It should be noted that almost all these reports relied on quasi-experimental designs that measured behaviors before and after participating in an outreach intervention.

Multisite Analysis of Behavior Changes

A study by Stephens et al. (1993) analyzed data from multiple NADR sites to examine not only the effects of the standard intervention but also the effects of intervention exposure (i.e., the duration and content of community-based interventions delivered to out-of-treatment drug users). Data from 13,475 IDUs across 28 NADR sites showed significant post-intervention reductions in injection frequency: the proportion of IDUs injecting daily declined from 45 percent to 24 percent for heroin, from 29 percent to 14 percent for cocaine, and from 29 percent to 16 percent for speedball (a drug cocktail combining heroin and cocaine). Exposure time in the intervention was a significant predictor of reduced injection frequency (or continued low frequency). Additionally, three intervention components were found to be significant predictors of low or reduced injection frequency (e.g., provision of bleach and condoms, number of demonstrations or rehearsals of bleach and condom use, and number of group intervention/education sessions provided). Finally, IDUs are also at risk for HIV through unprotected sex, but this behavior seems more resistant to change. For

example, the consistent use of condoms by IDUs rose from 10 percent to 19 percent after intervention. While this was significant, it meant that over 80 percent of IDUs continued not to use condoms or not to use them regularly.

REFERENCES

Rasinski, Kenneth et al. Producing a Public Use File: A Case Study. National Opinion Research Center. Chicago, IL, 1997.

Winkler, William E., Producing Public-Use Microdata that Are Analytically Valid and Confidential. Bureau of the Census, Washington, DC, 1997.

Coyle, Susan L. National Institute on Drug Abuse (NIDA). The NIDA HIV Counseling and Education Intervention Model. Intervention Manual. NIH Publication. Rockville, MD, 1993.

National Institute on Drug Abuse (NIDA).Community Research Branch. Community-Based HIV Prevention Research: National AIDS Demonstration Research (NADR) Program, 1987-1992. Cooperative Agreement for AIDS Community-Based Outreach/ Intervention Research (CA) Program, 1990-Present. Rockville, MD, 1996.

RESPONDENT INSTRUMENT GUIDE

This section provides information on the respondent data collection instruments used in the CA program, and on special characteristics of the data set that users should know before they begin data analysis.

Risk Behavior Assessment Questionnaire (RB3)

All 31,088 records in the CA data file have an RB3. This instrument (the baseline questionnaire) is completed before the first intervention session. It contains preliminary project data (e.g., respondent ID, interview date, drug use target population) and interview questions, divided into 11 sections (see below). For an RB3 to be included in the public use data file, the RB3 or CE3 had to have a valid interview date of 1/1/92 or later and a valid respondent ID, gender code, race code, and respondent date of birth. In addition, the respondent had to self-report injection, crack or cocaine use within the past 30 days; be at least 18 years of age at the time of the interview; and not be currently enrolled in a treatment program 30 days prior to the time of the interview.

The **RB3** sections include:

Section A: Demographics--Gender, race, education, marital status, living arrangements

Section B: Drug Use --Lifetime use, age at first use, and past 30 day use of alcohol and other drugs

Section C: Injection Use--Injection risk behavior questions asked of persons reporting injection drug use in the past 30 days

Section D: Drug Use--Last 48 Hours--Use of specific drugs and drug use risk behaviors within the past 48 hours

Section E: Drug Treatment--Lifetime and most recent participation in different types of drug treatment

Section F: Sexual Activity--Past 30-day number of partners, number of drug-using partners, sex of partners, sex risk behaviors, and drug use with sex

Section G: Sex for Money/Drugs--Lifetime and past 30-day trading of sex for drugs or money or trading of drugs or money for sex

Section H: Health--Previous diagnoses of HIV and other STDs, pregnancy status, perception of HIV risk, and past 30-day intervention or risk reduction activities

Section I: Arrests--Lifetime and past 30-day arrests

Section J: Work and Income--Work status, income sources and monthly income amount

Section K: Interviewer Comments and Observations--Interviewer assessment of data reliability

Except for preliminary data, variable names begin with the same letter as the questionnaire section. For example, gender is coded ASEX and pregnancy status is coded HPREG; these variables are placed in sections A and H respectively within the RB3 instrument. To match variables to the questionnaire, however, the variable label may be more useful because it includes the question number.

Client Eligibility and Assignment (CE3)

The CA protocol requires that every submitted RB3 have a corresponding CE3. The CE3 is the baseline administrative form that provides eligibility criteria, biological markers of drug use, baseline HIV test administration, attendance at intervention sessions, and intervention assignment. The CE3 variables follow the RB3 variables in the data file and in the codebook.

Risk Behavior Follow-up Assessment (RBFA)

The Risk Behavior Follow-up Assessment or RBFA refers to both the RF4 and RF5. It is the interview instrument used to identify changes in behaviors after the intervention. The RBFA was originally designed for administration 6 months after the RB3. The initial version is called the RF4. The majority of sites used the RF4 for all or a portion of their follow-up interviews. However, some sites decided to implement a 3-month follow-up instead and this form is the RF5. Developed in January 1995, this form is the RF5. **Each record in the data file may have *either* RF4 data or RF5 data, but *not* both.**

The RBFA contains a preliminary data section and sections A-K as in the RB3. Many of the questions, particularly questions about risk behaviors in the past 30 days, are identical to the RB3. Responses to questions in the RBFA (RF4, RF5) can be compared to baseline responses in the RBA (RB3) to identify any changes between the two points in time. In certain sections of the two versions of the RBFA, additional questions are asked about most recent activity, activity between interviews, and activity between the follow-up interview and the previous 3 or 6 months (see “Differences between the RF4 and RF5,” below).

In the RBFA, variable names are copied from the RB3 where possible and preceded by an F to indicate that it is a follow-up variable. For example, gender is coded FASEX and pregnancy status is coded FHPREG. For variables not found in the RB3 the convention F+section letter+other identifying characters is used, e.g., FASHLWK, Q7a, the number of weeks living in a shelter since the last interview. As in the RB3, each variable label includes the question number and may be more useful for matching the variables to the questionnaire.

➤ **Differences Between Questionnaire Versions (RF4 and RF5)**

The RF4 (6-month RBFA) and RF5 (3-month RBFA) follow the same question format, which is why they are treated as a single instrument. However, there are two key differences. First, for certain questions the wording of the question changes depending on whether the questionnaire is trying to capture information on behaviors in the past 6 months (RF4) or the past 3 months (RF5). For example, Question 25a in the RF4 asks, “During the last **6 months**, how many different people have you had sex with?” On the RF5 Question 25a asks, “During the last **3 months**, how many different people have you had sex with?” The variable names are coded differently to reflect differences in the questionnaires; e.g., FFSEXP6M for the RF4 and FFSEXP3M for the RF5.

Second, for selected variables, question and variable names will be the same for the RF4 and the RF5, but the value labels will differ depending on which version was used. The following is a list of variable names that differ between the RF4 and RF5 questionnaire:

<i>RF4 Variable</i>	<i>RF5 Variable</i>	<i>Variable Label</i>
FCINJ6M	FCINJ3M	Q21b How often injected last _ months
FCTUSED6	FCTUSED3	Q21d Times know used works used, last
FCTGIVE6	FCTGIVE3	Q21e Times gave taste/\$ to use works,
FEDT6MA	FEDT3MA	Q23b-A Enrolled methadone detox, _ mo
FEDTD6MA	FEDTD3MA	Q23c-A Days in methadone detox, _ mo
FEDT6MB	FEDT3MB	Q23b-B Enrolled methadone maint., _ mo
FEDTD6MB	FEDTD3MB	Q23c-B Days in methadone maint., _ mo
FEDT6MC	FEDT3MC	Q23b-C Enrolled outpt drug free, _ mo
FEDTD6MC	FEDTD3MC	Q23c-C Days in outpt drug-free, _ mo
FEDT6MD	FEDT3MD	Q23b-D Enrolled residential tx, _ mo
FEDTD6MD	FEDTD3MD	Q23c-D Days in residential tx, _ mo
FEDT6ME	FEDT3ME	Q23b-E Enrolled prison/jail tx, _ mo
FEDTD6ME	FEDTD3ME	Q23c-E Days in prison, jail tx, _ mo
FEDT6MF	FEDT3MF	Q23b-F Enrolled other drug tx, _ mo
FEDTD6MF	FEDTD3MF	Q23c-F Days in other drug tx, _ mo
FFSEXP6M	FFSEXP3M	Q25a No. diff people had sex with, _ m
FFSEXI6M	FFSEXI3M	Q25b No. SPs were injectors, _ mo
FFOSEX6M	FFOSEX3M	Q25c How often had sex in last _ mons
FFCSEX6M	FFCSEX3M	Q25d How often used condom last _ mon
FHHER6M	FHHER3M	Q65b Times spent in hospital ER, _ mo
FHHIPD6M	FHHIPD3M	Q65c Days spent as hosp in-patient,
FHHIPM6M	FHHIPM3M	Q65c Months spent as hosp in-patient,
FHBC6MA	FHBC3MA	Q76b-A Use of drugs changed, _ mo
FHBC6MB	FHBC3MB	Q76b-B Use of inj. drugs changed, _ mo

<i>RF4 Variable</i>	<i>RF5 Variable</i>	<i>Variable Label</i>
FHBC6MC	FHBC3MC	Q76b-C Use others' needles changed,
FHBC6MD	FHBC3MD	Q76b-D Use of bleach changed, _ mo
FHBC6ME	FHBC3ME	Q76b-E Sex encounters changed, _ mo
FHBC6MF	FHBC3MF	Q76b-F Use of condoms changed, _ mo
FHBC6MG	FHBC3MG	Q76b-G Sexual activities changed, _ mo

In the data file, the_ in the variable label is a 6 for RF4 variables and a 3 for RF5 variables.

As noted above, the second key difference between the RF4 and RF5 is that, for the following variables, the question and variable name are identical for both versions, but certain value labels will change depending on whether the record is an RF4 or an RF5:

<i>Variable Name</i>	<i>Variable Label</i>
FMRUSA	Q11b(2)-A Alcohol-Most recent use
FMRUSB	Q11b(2)-B Marijuana-Most recent use
FMRUSC	Q11b(2)-C Crack-Most recent use
FMRUSD	Q11b(2)-D Cocaine-Most recent use
FMRUSE	Q11b(2)-E Heroin-Most recent use
FMRUSF	Q11b(2)-F Heroin&Coke-Most recent use
FMRUSG	Q11b(2)-G Methadone-Most recent use
FMRUSH	Q11b(2)-H Other opiates-Most recent use
FMRUSI	Q11b(2)-I Amphetamines-Most recent use
FMRUSJ	Q11b(2)-J Other drugs-Most recent use
FCLTIJ	Q11d Last Time Injected Drugs
FCLTUSED	Q21c Last time know used works used
FFMRSEX	Q25 Most recent sex
FGEGSGDL	Q59a Last time gave sex for drugs
FGEGDHSL	Q60a Last time gave drugs to get sex
FGEGSGML	Q62a Gave sex to get money, last time
FGEGMHSL	Q63a Gave money for sex, last time

A hand card that has specific, recent time periods on it is shown to the respondent when the questions are asked. For the RF4, the hand card has categories that include a 6-month time frame:

- 0=Never
- 1=Within the past 30 days
- 2=More than 1 month ago but less than 6 months ago
- 3=More than 6 months ago but less than 1 year ago
- 4=1 or more years ago but less than 3 years ago
- 5=3 or more years ago
- 7=Don't Know/Unsure
- 8=Refused
- 9=Skip

The value labels of 2 and 3 change if the case is an RF5 to reflect a 3-month time frame:

- 2=More than 1 month ago but less than 3 months ago
- 3=More than 3 months ago but less than 1 year ago

In the codebook and in the data formats the value labels for these variables are indicated as:

- 2=More than 1 month ago but less than 6 (3) months ago
- 3=More than 6 (3) months ago but less than 1 year ago

Records or frequencies for the 6-month and 3-month follow-ups can be differentiated by the flag variables RF4 (Does the record have an RF4?) and RF5 (Does the record have an RF5?) to create data subsets, to run by-variable or crosstab frequencies, or to create new variables.

▪ **Caveat: The Follow-up Window**

The RBFA was designed to be implemented 3 months (RF5) or 6 months (RF4) after the baseline (RB3) interview. However, sites were permitted to go beyond the 6-month timeframe to obtain a follow-up interview. The original protocol allowed for a follow-up window of 6 months. This was made operational for up to 9.5 months after baseline (specific guidelines were established in April 1994 at the CA's Research Analyst Meeting). In May 1997, this window was expanded up to 15 months to permit follow-up assessments at sites with migrant populations, high rates of incarceration, or other difficulties in obtaining interviews in the 9.5-month time frame.

Many analyses of the CA data prior to the release of the public use data file use a 9.5-month window or a 15-month window, but in an effort to release all available data, there are RBFA records in the public use data file with a window beyond 15 months. To explore the extent of the time difference or to create subsets of records with specific follow-up windows, use the created variable XDRBFINT, number of days between the RB3 and the RBFA.

Client Participation Summary (CPX)

In this document, "CPX" refers to both the original Client Participation Summary ("CPS"), and a revised version ("CP2"). The Client Participation Summary (CPX) is the follow-up administrative form for post-intervention process data and follow-up or attrition information. Efforts were made to complete a CPX either at the time of the RBFA or approximately 9 months after the baseline interview if the client was lost to follow-up. **Each record with RBFA data has CPX data in the database.**

➤ Differences Between Questionnaire Versions (CPS and CP2)

The original Client Participation Summary (CPS) was developed in September 1992. It includes information about assignment, reason lost to follow-up, tracks, urine test results, follow-up HIV test, number and length of intervention sessions, and referral information. The Client Participation Summary - Revised (CP2) was developed in August 1993 to include detailed process information on participation in the standard intervention, follow-up or lost to follow-up information, number and length of standard and enhanced intervention sessions, and unscheduled session participation. The majority of records (24,409) have a CP2, but 3,807 records have a CPS. **A record has either CPS data or CP2 data, but not both, with the exception of 2,872 records having an RB3 and CE3, but no CPX.**

Only 5 variables are the same on both the CPS and CP2: CPHIVT, REFDT, REFHS, REFOT, and OREFOT.

There are also a few variables that have similar values but slightly different question wording and different variable names:

<i>CPS Variable</i>	<i>CPS Variable Label</i>	<i>CP2 Variable</i>	<i>CP2 Variable Label</i>
S2ASSG	Assignment after Session #2	CPASSG	1A: Assignment code
CPTRACKS	Tracks present	CPTRKS	Tracks present at RBFA
CPURINE1	Has cocaine in urine	CPURN1	4A: Positive for cocaine at RBFA
CPURINE2	Has morphine in urine	CPURN2	4B: Positive for Morphine at RBFA
CPURINE3	Has amphetamines in urine	CPURN3	4C: Positive for Amphetamines at RBFA
CPURINE4	Has other drugs in urine	CPURN4	4D: Positive for Other Drug at RBFA

The remaining variables are distinct. They should be analyzed and interpreted separately within the context of other variables for each instrument. For example, MPIGRP (Minutes of Planned Group Sessions Attended) from the CPS needs to be grouped by assignment to be comparable to ESGRPRM, (Q10c, Minutes Required Group Sessions from the CP2).

HIV Test Results (HT3)

In this document, "HT3" refers to any of the instruments BHT3, FHT33, or FHT36. These identical forms were used to record the biological test results of HIV serostatus at baseline (BHT3), 6-month followup (FHT36) or 3-month followup (FHT33). Any HT3 instrument includes information on the initial ELISA test, the second ELISA test if the first test was positive, the confirmatory test if the second ELISA test was positive, laboratory band data for cases with a confirmatory test result, and client post-test counseling.

Every record in the database may have one baseline test and one follow-up test (either a 3-month test or a 6-month test, but not both). No HT3 results are included in the database unless there is a corresponding RB3 and CE3. However, some follow-up HT3 results are included even when the RBFA is not available.

➤ Differences Between Variable Names (HT3, FHT33, FHT36)

Since one record can have two HT3 forms on file—one at baseline and one at follow-up—subsets of the HT3 data were created using separate names for all variables. This was done to prevent test data from being overwritten when merging the HT3 data to the other instruments, and to distinguish between baseline and follow-up test results for analytical purposes. For the BHT3, the original variable names apply. For the FHT33, all variable names begin with F3. For the FHT36, the variable names begin with F6. For example, the first band reported is called BAND01 for the baseline HT3, F3BAND01 for the 3-month HT3, and F6BAND01 for the 6-month HT3.

SITE-LEVEL PROCESS INSTRUMENT GUIDE

This portion of the Cooperative Agreement Public Use Data File is intended to make available to analysts additional data on the program structure, process and community context. The site-level process data include responses to five questionnaires completed by each site's principal investigator and other program staff between 1994 and 1999.

Cross-site analyses of variation in participant outcomes should be able to make use of these site-level process data on characteristics such as the number and types of intervention items typically distributed in an intervention or the presence of needle exchanges and other HIV prevention programs. These data can be used to supplement and cross-check the participant-level process data from the respondent questionnaires.

The following questionnaires were the source of the site-level process data:

Standard Intervention Questionnaire (SI)

Distributed in March 1994 by NIDA/Targeting the Standard Workgroup. Items on the format, duration and content of: outreach and study recruitment; intake (RB3 and other interview forms); Sessions I and II, Tracks A and B; HIV testing; client eligibility and assignment; other intervention projects in the community; and other client contacts. Data were re-entered from hardcopy summary tables. 23 sites responded.

Standard Intervention Questionnaire Supplement (SIS)

Distributed in April 1996 by NIDA. Asks additional questions on outreach and intake activities, estimates of number of prevention items distributed, changes in Standard Intervention (Session I and II, Tracks A and B), and other HIV outreach/prevention programs active during the CA. Data were entered directly from the questionnaires. 22 sites responded.

Enhanced Intervention Questionnaire (EI)

Distributed in April 1994 by NIDA/Measurement and Analysis of Change Workgroup. Intended to permit clustering of sites for analysis purposes. As on SI questionnaire, the EI questionnaire asks items on the format, duration and content of the Enhanced Intervention. For 18 sites that responded in 1996, data were re-entered from hardcopy summary tables. Four sites provided data for two different enhanced interventions. These sites are each represented by two records in the data set. Differences may be observed among the EI variables and the AMC variables (see next section).

Anderson and McCoy Enhanced Intervention Questionnaire (AMC)

Titled "Enhanced Intervention Types." Distributed by Marcia Anderson and Virginia McCoy in March 1993. Items covering format, content, location of interventions, and statements of intervention theme. SPSS data set provided by investigators and converted to SAS. 16 sites responded.

Local Drug and HIV Prevention Scene Questionnaire (LD)

Distributed by NIDA in August 1996. Asks about patterns of local HIV infection rates, availability of new and clean syringes, needle exchange programs, pharmacy syringe sales, other HIV/Drug Abuse interventions, and changes in the characteristics of the IDU population and types of drugs used, and changes in recruitment strategy over the course of the CA. Data re-entered from hardcopy Excel spreadsheet pages as reproduced in the Questionnaire and Response Summary distributed to sites in December 1996. 22 sites responded.

Site-Level Process Data Variable Names and Labels

Variable Names

The variable names and labels begin with an abbreviation indicating the questionnaire source (SI, SIS, EI, AMC, or LD) as indicated in the questionnaire descriptions above. The balance of the variable name generally consists of the question number on the original questionnaire and an indicator of item sub-parts ("_1," "_2," etc). There are two exceptions to this convention:

1. The Anderson and McCoy variable names are adapted from the generally mnemonic names by adding an initial A.
2. In the Local Drug questionnaire many items in response matrices did not have specific question numbers, so the variable names assigned to these cells have been included in the appropriate cells on the questionnaire.

Variable Labels

Abbreviations used in the labels include the following:

SI = Standard Intervention
EI = Enhanced Intervention
S1A = Session 1, Track A
S2A = Session 2, Track A
S2B = Session 2, Track B

Because the labels are highly abbreviated descriptions, it will be helpful to refer to the process data questionnaires, which should be facilitated by this naming convention.

FREQUENCY TABLES

IDENTIFICATION VARIABLES

CASEID **ID (randomly recoded by NIDACA)**

31,088 cases (Range of valid codes: 1-31,088)

Data type: numeric
 Missing-data codes: *--4
 Columns: 5-9

SITECODE **Site (recode)**

PCT	PCT	N	VALUE	LABEL
VALID	ALL			
4.9	4.9	1,513	101	
1.8	1.8	571	102	
5.2	5.2	1,620	103	
3.0	3.0	941	104	
3.9	3.9	1,200	105	
5.6	5.6	1,735	106	
5.2	5.2	1,620	107	
4.2	4.2	1,314	108	
2.0	2.0	616	109	
3.7	3.7	1,164	110	
3.6	3.6	1,120	111	
5.9	5.9	1,822	112	
3.8	3.8	1,187	113	
4.0	4.0	1,236	114	
5.6	5.6	1,728	115	
4.3	4.3	1,327	116	
4.5	4.5	1,389	117	
5.2	5.2	1,624	118	
4.4	4.4	1,363	119	
5.6	5.6	1,737	120	
5.4	5.4	1,693	121	
5.0	5.0	1,544	122	
3.3	3.3	1,024	123	
-----	-----	-----		
100.0	100.0	31,088	cases	

Data type: numeric
 Missing-data codes: *--4
 Columns: 2-4

RISK BEHAVIOR ASSESSMENT SURVEY (RB3)

RB3 **Does record have RB3?**

PCT	PCT	N	VALUE	LABEL
VALID	ALL			
100.0	100.0	31,088	1	1=YES
-----	-----	-----		
100.0	100.0	31,088	cases	

Data type: numeric
 Missing-data codes: *--4
 Column: 1

PILANG **Interview language**

PCT	PCT	N	VALUE	LABEL
VALID	ALL			
91.8	90.9	28,272	1	1=ENGLISH
8.2	8.1	2,517	2	2=SPANISH
0.1	0.1	18	3	3=OTHER
	0.9	281	-5	-5 = SYSTEM MISSING
-----	-----	-----		
100.0	100.0	31,088	cases	

Data type: numeric
 Missing-data codes: *--4
 Columns: 10-11

XYXPINT **Age (yrs to .001), at RB3 interview**

31,088 cases (Range of valid codes: 17.999-80.194)

Data type: numeric
 Decimals: 3
 Missing-data codes: *--4.000
 Columns: 12-17

PSTARTH	Start time -- hours
----------------	----------------------------

PCT	PCT	N	VALUE	LABEL
VALID	ALL			
13.3	13.2	4,114	1	
16.6	16.6	5,148	2	
10.1	10.0	3,120	3	
3.1	3.1	954	4	
0.9	0.9	279	5	
0.5	0.5	165	6	
0.3	0.3	105	7	
2.4	2.4	752	8	
9.0	9.0	2,795	9	
18.0	17.9	5,563	10	
16.3	16.3	5,053	11	
9.4	9.4	2,907	12	
	0.4	133	-5	-5 = SYSTEM MISSING
-----	-----	-----		
100.0	100.0	31,088	cases	

Data type: numeric
Missing-data codes: *--4
Columns: 18-19

PSTARTM	Start time -- minutes
----------------	------------------------------

31,088 cases (Range of valid codes: 0-59)

Data type: numeric
Missing-data codes: *--4
Columns: 20-21

PSTARTT	Start time -- AM (1) or PM (2)
----------------	---------------------------------------

PCT	PCT	N	VALUE	LABEL
VALID	ALL			
45.6	45.4	14,116	1	1=AM
54.4	54.2	16,855	2	2=PM
	0.4	117	-5	-5 = SYSTEM MISSING
-----	-----	-----		
100.0	100.0	31,088	cases	

Data type: numeric
Missing-data codes: *--4
Columns: 22-23

PTARPOP	Target population
----------------	--------------------------

PCT	PCT	N	VALUE	LABEL
VALID	ALL			
38.0	37.9	11,784	1	1=IDU
44.6	44.5	13,840	2	2=NON-IDU
17.4	17.4	5,415	3	3=BOTH
	0.2	49	-5	-5 = SYSTEM MISSING
-----	-----	-----		
100.0	100.0	31,088		cases

Data type: numeric
Missing-data codes: *--4
Columns: 24-25

PBLTST	Blood test-counseling done after intervw
---------------	---

PCT	PCT	N	VALUE	LABEL
VALID	ALL			
5.1	4.8	1,507	0	0=NO
94.9	90.1	28,011	1	1=BT-COUNSEL AFTER
	1.7	519	-8	-8 = REFUSED
	3.2	985	-7	-7 = DO NOT KNOW, UNSURE
	0.2	66	-5	-5 = SYSTEM MISSING
-----	-----	-----		
100.0	100.0	31,088		cases

Data type: numeric
Missing-data codes: *--4
Columns: 26-27

PURTST Urine test done before interview

PCT	PCT	N	VALUE	LABEL
VALID	ALL			
7.4	7.4	2,288	0	0=NO
75.3	75.1	23,356	1	1=URINE TEST BEF.
17.3	17.2	5,356	2	2=URINE TEST AFT.
	0.1	19	-8	-8 = REFUSED
	0.0	2	-7	-7 = DO NOT KNOW, UNSURE
	0.2	67	-5	-5 = SYSTEM MISSING
-----	-----	-----		
100.0	100.0	31,088	cases	

Data type: numeric
 Missing-data codes: *--4
 Columns: 28-29

ASEX Q1 Gender of respondent

PCT	PCT	N	VALUE	LABEL
VALID	ALL			
69.1	69.1	21,494	1	1=MALE
30.9	30.9	9,594	2	2=FEMALE
-----	-----	-----		
100.0	100.0	31,088	cases	

Data type: numeric
 Missing-data codes: *--4
 Column: 30

ARACGP Q3 Racial-ethnic group

PCT	PCT	N	VALUE	LABEL
VALID	ALL			
57.0	57.0	17,719	1	1=BLACK-NOT HISP.
16.7	16.7	5,185	2	2=WHITE-NOT HISP.
21.0	21.0	6,542	3	3=HISPANIC
0.2	0.2	72	4	4=ASIAN/PACIFIC
2.5	2.5	786	5	5=NATIVE AMERICAN
2.5	2.5	784	6	6=OTHER
-----	-----	-----		
100.0	100.0	31,088	cases	

Data type: numeric
 Missing-data codes: *--4
 Column: 31

AHISP	Q3a Hispanic family origin
--------------	-----------------------------------

PCT	PCT	N	VALUE	LABEL
VALID	ALL			
37.7	7.9	2,445	2	2=Mexican American/Chicano
7.7	1.6	501	3	3=Mexican
51.1	10.7	3,318	5	5=Cuban, Dominican, or Puerto Rican
1.0	0.2	64	6	6=Central/South American
2.5	0.5	162	7	7=Other
	0.0	2	-8	-8=REFUSED
	0.0	3	-7	-7=DO NOT KNOW/UNSURE
	78.9	24,541	-6	-6=N/A
	0.2	52	-5	-5=SYSTEM MISSING
-----	-----	-----		
100.0	100.0	31,088		cases

Data type: numeric
 Missing-data codes: *--4
 Columns: 32-33

ASCHGR	Q4 Highest grade of school completed
---------------	---

PCT	PCT	N	VALUE	LABEL
VALID	ALL			
0.5	0.5	143	0	0=NO SCHOOLING
11.5	11.5	3,562	1	1=8TH GRD OR LESS
32.8	32.7	10,175	2	2=LESS THAN H.S.
10.0	9.9	3,091	3	3=GED (H.S. EQUIV)
22.9	22.9	7,121	4	4=H.S. GRADUATION
3.5	3.5	1,082	5	5=TRADE/TECHNICAL
14.6	14.6	4,531	6	6=SOME COLLEGE
4.4	4.4	1,358	7	7=COLLEGE GRAD.
	0.1	16	-7	-7 = DO NOT KNOW, UNSURE
	0.0	9	-5	-5 = SYSTEM MISSING
-----	-----	-----		
100.0	100.0	31,088		cases

Data type: numeric
 Missing-data codes: *--4
 Columns: 34-35

AMARST	Q5 Marital status
--------	-------------------

PCT	PCT	N	VALUE	LABEL
VALID	ALL			
45.2	45.1	14,030	1	1=SINGLE
8.5	8.5	2,654	2	2=MARRIED
9.4	9.4	2,913	3	3=COMMON LAW
0.6	0.6	173	4	4=SAME-SEX PARTNER
5.3	5.3	1,649	5	5=OPP.-SEX PARTNER
13.6	13.6	4,240	6	6=SEPARATED
15.0	15.0	4,667	7	7=DIVORCED
2.3	2.3	726	8	8=WIDOWED
0.1	0.1	16	9	9=OTHER
	0.0	2	-8	-8 = REFUSED
	0.1	18	-5	-5 = SYSTEM MISSING
-----	-----	-----		
100.0	100.0	31,088	cases	

Data type: numeric
Missing-data codes: *--4
Columns: 36-37

ALIVE	Q6 Current living place
-------	-------------------------

PCT	PCT	N	VALUE	LABEL
VALID	ALL			
35.6	35.6	11,063	1	1=OWN HOUSE, APT
45.8	45.8	14,228	2	2=OTHER HOUSE, APT
2.1	2.1	666	3	3=HOTEL
3.1	3.1	961	4	4=R&B OR HALFWAY
6.3	6.3	1,965	5	5=SHELTER, WELFARE
5.7	5.7	1,763	6	6=ON THE STREETS
0.0	0.0	5	7	7=JAIL, CORRECTION
1.3	1.3	417	8	8=OTHER PLACE
	0.0	1	-8	-8 = REFUSED
	0.0	2	-7	-7 = DO NOT KNOW, UNSURE
	0.1	17	-5	-5 = SYSTEM MISSING
-----	-----	-----		
100.0	100.0	31,088	cases	

Data type: numeric
Missing-data codes: *--4
Columns: 38-39

ALIVDA Q7 Days of living at current address

PCT VALID	PCT ALL	N	VALUE	LABEL
82.8	71.3	22,168	0	
1.1	1.0	305	1	
1.3	1.1	336	2	
1.0	0.9	274	3	
0.7	0.6	181	4	
0.5	0.5	147	5	
0.3	0.3	87	6	
2.7	2.3	712	7	
0.2	0.2	66	8	
0.2	0.1	43	9	
0.6	0.5	150	10	
0.1	0.1	29	11	
0.1	0.1	28	12	
0.0	0.0	10	13	
3.8	3.3	1,028	14	
1.4	1.2	371	15	
0.1	0.1	17	16	
0.1	0.1	21	17	
0.1	0.1	21	18	
0.0	0.0	8	19	
0.2	0.2	47	20	
2.1	1.8	564	21	
0.1	0.1	18	22	
0.1	0.0	15	23	
0.0	0.0	7	24	
0.1	0.1	16	25	
0.0	0.0	12	26	
0.0	0.0	7	27	
0.1	0.1	25	28	
0.0	0.0	2	29	
0.2	0.2	55	30	
0.0	0.0	1	31	
	0.0	1	-9	-9 = SKIP, INELIG, NA
	0.0	8	-8	-8 = REFUSED
	11.6	3,592	-7	-7 = DO NOT KNOW, UNSURE
	2.3	716	-5	-5 = SYSTEM MISSING

 100.0 100.0 31,088 cases

Data type: numeric
 Missing-data codes: *--4
 Columns: 40-41

ALIVMO Q7 Months of living at current address

PCT VALID	PCT ALL	N	VALUE	LABEL
52.7	48.8	15,166	0	
8.2	7.6	2,367	1	
7.6	7.1	2,201	2	
7.0	6.5	2,013	3	
4.8	4.4	1,375	4	
2.9	2.7	842	5	
9.6	8.9	2,770	6	
2.2	2.1	643	7	
2.3	2.1	648	8	
1.4	1.3	390	9	
0.8	0.7	218	10	
0.5	0.5	150	11	
0.0	0.0	11	12	
0.0	0.0	2	14	
	0.0	2	-9	-9 = SKIP, INELIG, NA
	0.0	8	-8	-8 = REFUSED
	5.8	1,790	-7	-7 = DO NOT KNOW, UNSURE
	1.6	492	-5	-5 = SYSTEM MISSING
-----	-----	-----		
100.0	100.0	31,088	cases	

Data type: numeric
 Missing-data codes: *--4
 Columns: 42-43

ALIVYR Q7 Years of living at current address

31,088 cases (Range of valid codes: 0-64)

Data type: numeric
 Missing-data codes: *--4
 Columns: 44-45

ANLIVA	Q9-A Living with no other person
---------------	---

PCT	PCT	N	VALUE	LABEL
VALID	ALL			
79.8	79.7	24,762	0	0=NOT ALONE
20.2	20.1	6,255	1	1=NO OTHER PERSON
	0.0	3	-7	-7 = DO NOT KNOW, UNSURE
	0.2	68	-5	-5 = SYSTEM MISSING
-----	-----	-----		
100.0	100.0	31,088		cases

Data type: numeric
Missing-data codes: *--4
Columns: 46-47

ANLIVB	Q9-B Living with spouse
---------------	--------------------------------

PCT	PCT	N	VALUE	LABEL
VALID	ALL			
85.3	85.0	26,416	0	0=NO
14.7	14.6	4,553	1	1=WITH SPOUSE
	0.0	5	-9	-9 = SKIP, INELIG, NA
	0.0	1	-8	-8 = REFUSED
	0.4	113	-5	-5 = SYSTEM MISSING
-----	-----	-----		
100.0	100.0	31,088		cases

Data type: numeric
Missing-data codes: *--4
Columns: 48-49

ANLIVC	Q9-C With partner, opposite sex
---------------	--

PCT	PCT	N	VALUE	LABEL
VALID	ALL			
88.3	88.0	27,351	0	0=NO
11.7	11.7	3,622	1	1=OPP.-SEX PARTNER
	0.0	5	-9	-9 = SKIP, INELIG, NA
	0.4	110	-5	-5 = SYSTEM MISSING
-----	-----	-----		
100.0	100.0	31,088		cases

Data type: numeric
Missing-data codes: *--4
Columns: 50-51

ANLIVD Q9-D With partner, same sex

PCT	PCT	N	VALUE	LABEL
VALID	ALL			
99.0	98.6	30,650	0	0=NO
1.0	1.0	307	1	1=SAME-SEX PARTNER
	0.0	5	-9	-9 = SKIP, INELIG, NA
	0.0	1	-8	-8 = REFUSED
	0.4	125	-5	-5 = SYSTEM MISSING
-----	-----	-----		
100.0	100.0	31,088		cases

Data type: numeric
 Missing-data codes: *--4
 Columns: 52-53

ANLIVE Q9-E With other adults -- family, frnds

PCT	PCT	N	VALUE	LABEL
VALID	ALL			
52.4	52.3	16,254	0	0=NO
47.6	47.4	14,745	1	1=ADULT FAM/FRIEND
	0.0	5	-9	-9 = SKIP, INELIG, NA
	0.0	1	-8	-8 = REFUSED
	0.3	83	-5	-5 = SYSTEM MISSING
-----	-----	-----		
100.0	100.0	31,088		cases

Data type: numeric
 Missing-data codes: *--4
 Columns: 54-55

ANLIVF	Q9-F With children under 18
--------	-----------------------------

PCT	PCT	N	VALUE	LABEL
VALID	ALL			
74.4	74.1	23,040	0	0=NO
25.6	25.5	7,937	1	1=CHILDREN < 18
	0.0	6	-9	-9 = SKIP, INELIG, NA
	0.0	2	-8	-8 = REFUSED
	0.3	103	-5	-5 = SYSTEM MISSING
-----	-----	-----		
100.0	100.0	31,088		cases

Data type: numeric
Missing-data codes: *--4
Columns: 56-57

ANLIVG	Q9-G With any other adults
--------	----------------------------

PCT	PCT	N	VALUE	LABEL
VALID	ALL			
89.0	88.7	27,567	0	0=NO
11.0	10.9	3,400	1	1=OTHER ADULTS
	0.0	6	-9	-9 = SKIP, INELIG, NA
	0.0	2	-8	-8 = REFUSED
	0.4	113	-5	-5 = SYSTEM MISSING
-----	-----	-----		
100.0	100.0	31,088		cases

Data type: numeric
Missing-data codes: *--4
Columns: 58-59

ANLIVH Q9-H With other?

PCT	PCT	N	VALUE	LABEL
VALID	ALL			
98.1	97.7	30,365	0	0=NO
1.9	1.9	577	1	1=SOMEONE ELSE
	0.0	6	-9	-9 = SKIP, INELIG, NA
	0.0	2	-8	-8 = REFUSED
	0.4	138	-5	-5 = SYSTEM MISSING
-----	-----	-----		
100.0	100.0	31,088	cases	

Data type: numeric
 Missing-data codes: *--4
 Columns: 60-61

AHMLS Q10 Considered homeless

PCT	PCT	N	VALUE	LABEL
VALID	ALL			
71.7	71.3	22,153	0	0=NO, NOT HOMELESS
28.3	28.1	8,748	1	1=YES, HOMELESS
	0.0	1	-8	-8 = REFUSED
	0.3	89	-7	-7 = DO NOT KNOW, UNSURE
	0.3	97	-5	-5 = SYSTEM MISSING
-----	-----	-----		
100.0	100.0	31,088	cases	

Data type: numeric
 Missing-data codes: *--4
 Columns: 62-63

BEDRGA Q11a-A Ever used alcohol

PCT	PCT	N	VALUE	LABEL
VALID	ALL			
3.2	3.2	997	0	0=NO ALCOHOL USE
96.8	96.8	30,090	1	1=USED ALCOHOL
	0.0	1	-5	-5 = SYSTEM MISSING
-----	-----	-----		
100.0	100.0	31,088	cases	

Data type: numeric
 Missing-data codes: *--4
 Columns: 64-65

BDGAGEA Q11b-A Age of 1st alcohol use

31,088 cases (Range of valid codes: 0-55)

Data type: numeric

Missing-data codes: *--4

Columns: 66-67

BDYLSTA Q11c(1)A Days used alcohol, 30 days

PCT	PCT	N	VALUE	LABEL
VALID	ALL			
16.8	16.3	5,062	0	
5.9	5.7	1,782	1	
5.4	5.2	1,630	2	
4.2	4.1	1,266	3	
3.7	3.6	1,117	4	
4.1	4.0	1,229	5	
1.8	1.7	544	6	
2.1	2.0	618	7	
2.0	1.9	593	8	
0.3	0.3	79	9	
4.6	4.4	1,369	10	
0.1	0.1	29	11	
1.7	1.7	525	12	
0.1	0.1	45	13	
1.0	0.9	286	14	
6.4	6.2	1,921	15	
0.5	0.4	136	16	
0.3	0.2	77	17	
0.3	0.3	101	18	
0.1	0.1	35	19	
5.7	5.5	1,710	20	
0.5	0.5	152	21	
0.2	0.2	67	22	
0.2	0.2	55	23	
0.2	0.2	64	24	
2.5	2.4	756	25	
0.4	0.4	126	26	
0.6	0.6	173	27	
1.3	1.2	385	28	
0.7	0.7	216	29	
26.3	25.4	7,909	30	
	3.2	998	-9	-9 = SKIP, INELIG, NA
	0.1	24	-7	-7 = DO NOT KNOW, UNSURE
	0.0	9	-5	-5 = SYSTEM MISSING

 100.0 100.0 31,088 cases

Data type: numeric

Missing-data codes: *--4

Columns: 68-69

BTNIJA	Q11c(5)A Times not inj alcohol, 30 days
---------------	--

31,088 cases (Range of valid codes: 0-890)

Data type: numeric
 Missing-data codes: *--4
 Columns: 70-72

BEDRGB	Q11a-B Ever used marijuana-hashish
---------------	---

PCT	PCT	N	VALUE	LABEL
VALID	ALL			
6.1	6.1	1,883	0	0=NEVER MARIJUANA
93.9	93.9	29,204	1	1=USED MARIJUANA
	0.0	1	-8	-8 = REFUSED
-----	-----	-----		
100.0	100.0	31,088		cases

Data type: numeric
 Missing-data codes: *--4
 Columns: 73-74

BDGAGEB	Q11b-B Age 1st marijuana-hashish use
----------------	---

31,088 cases (Range of valid codes: 0-63)

Data type: numeric
 Missing-data codes: *--4
 Columns: 75-76

BDYLSTB Q11c(1)B Days used marijuana, 30 days

PCT VALID	PCT ALL	N	VALUE	LABEL
46.0	43.2	13,418	0	
12.0	11.3	3,515	1	
8.1	7.6	2,370	2	
4.8	4.5	1,414	3	
3.1	2.9	906	4	
3.5	3.3	1,017	5	
1.2	1.1	346	6	
1.4	1.3	414	7	
0.9	0.8	254	8	
0.2	0.1	45	9	
2.9	2.7	845	10	
0.1	0.1	18	11	
0.6	0.6	172	12	
0.1	0.1	19	13	
0.6	0.5	161	14	
2.9	2.7	849	15	
0.2	0.1	46	16	
0.1	0.1	29	17	
0.1	0.1	28	18	
0.0	0.0	10	19	
2.1	1.9	606	20	
0.2	0.2	59	21	
0.1	0.1	20	22	
0.1	0.1	16	23	
0.0	0.0	14	24	
0.8	0.7	228	25	
0.1	0.1	29	26	
0.1	0.1	38	27	
0.4	0.4	110	28	
0.2	0.2	53	29	
7.3	6.9	2,136	30	
	6.1	1,884	-9	-9 = SKIP, INELIG, NA
	0.0	8	-7	-7 = DO NOT KNOW, UNSURE
	0.0	11	-5	-5 = SYSTEM MISSING
-----	-----	-----		
100.0	100.0	31,088	cases	

Data type: numeric
 Missing-data codes: *--4
 Columns: 77-78

BTNIJB Q11c(5)B Times not inj marijuana, 30 dys

31,088 cases (Range of valid codes: 0-900)

Data type: numeric
 Missing-data codes: *--4
 Columns: 79-81

BEDRGC Q11a-C Ever used crack

PCT	PCT	N	VALUE	LABEL
VALID	ALL			
18.6	18.6	5,771	0	0=NO CRACK USE
81.4	81.4	25,315	1	1=USED CRACK
	0.0	2	-5	-5 = SYSTEM MISSING
-----	-----	-----		
100.0	100.0	31,088		cases

Data type: numeric
 Missing-data codes: *--4
 Columns: 82-83

BDGAGEC Q11b-C Age of 1st crack use

31,088 cases (Range of valid codes: 0-72)

Data type: numeric
 Missing-data codes: *--4
 Columns: 84-85

BDYLSTC Q11c(1)C Days used crack, 30 days

PCT VALID	PCT ALL	N	VALUE	LABEL
16.1	13.1	4,065	0	
5.2	4.2	1,321	1	
5.0	4.1	1,267	2	
4.0	3.2	1,007	3	
3.4	2.8	871	4	
3.8	3.1	949	5	
1.8	1.5	454	6	
1.9	1.6	482	7	
1.7	1.4	422	8	
0.4	0.3	101	9	
5.0	4.1	1,276	10	
0.1	0.1	30	11	
1.3	1.1	335	12	
0.2	0.1	41	13	
1.1	0.9	284	14	
7.4	6.1	1,882	15	
0.6	0.5	149	16	
0.3	0.2	71	17	
0.6	0.5	143	18	
0.2	0.1	38	19	
7.3	6.0	1,853	20	
0.6	0.5	144	21	
0.4	0.3	94	22	
0.3	0.2	72	23	
0.4	0.3	93	24	
3.9	3.2	991	25	
0.7	0.5	170	26	
0.9	0.7	221	27	
1.9	1.5	476	28	
1.0	0.8	261	29	
22.6	18.4	5,725	30	
0.0	0.0	1	32	
	18.6	5,770	-9	-9 = SKIP, INELIG, NA
	0.0	9	-7	-7 = DO NOT KNOW, UNSURE
	0.1	20	-5	-5 = SYSTEM MISSING

 100.0 100.0 31,088 cases

Data type: numeric
 Missing-data codes: *--4
 Columns: 86-87

BTNIJC **Q11c(5)C Times not inj crack, 30 days**

31,088 cases (Range of valid codes: 0-998)

Data type: numeric
 Missing-data codes: *--4
 Columns: 88-90

BEDRGD **Q11a-D Ever used cocaine by itself**

PCT VALID	PCT ALL	N	VALUE	LABEL
16.8	16.8	5,219	0	0=NO COCAINE USE
83.2	83.2	25,869	1	1=USED COCAINE
-----	-----	-----		
100.0	100.0	31,088 cases		

Data type: numeric
 Missing-data codes: *--4
 Column: 91

BDGAGED **Q11b-D Age 1st cocaine by itself use**

31,088 cases (Range of valid codes: 0-75)

Data type: numeric
 Missing-data codes: *--4
 Columns: 92-93

BDYLSTD Q11c(1)D Days used cocaine, 30 days

PCT VALID	PCT ALL	N	VALUE	LABEL
47.3	39.3	12,226	0	
7.3	6.1	1,892	1	
6.0	5.0	1,543	2	
3.9	3.2	1,009	3	
3.1	2.6	803	4	
3.4	2.8	870	5	
1.3	1.1	341	6	
1.3	1.1	334	7	
1.3	1.1	334	8	
0.3	0.2	74	9	
3.7	3.0	947	10	
0.1	0.1	28	11	
1.2	1.0	305	12	
0.2	0.1	40	13	
0.5	0.4	118	14	
3.7	3.1	959	15	
0.4	0.3	105	16	
0.1	0.1	33	17	
0.2	0.2	57	18	
0.1	0.1	22	19	
3.1	2.6	808	20	
0.2	0.2	63	21	
0.2	0.1	43	22	
0.1	0.1	30	23	
0.1	0.1	29	24	
1.1	1.0	296	25	
0.2	0.1	45	26	
0.2	0.2	59	27	
0.5	0.4	117	28	
0.4	0.3	103	29	
8.5	7.0	2,191	30	
0.0	0.0	1	34	
	16.8	5,217	-9	-9 = SKIP, INELIG, NA
	0.1	22	-7	-7 = DO NOT KNOW, UNSURE
	0.1	24	-5	-5 = SYSTEM MISSING

 100.0 100.0 31,088 cases

Data type: numeric
 Missing-data codes: *--4
 Columns: 94-95

BDYIJD **Q11c(2)D Days cocaine inject, 30 days**

PCT VALID	PCT ALL	N	VALUE	LABEL
28.0	12.2	3,803	0	
10.0	4.4	1,361	1	
8.7	3.8	1,182	2	
5.7	2.5	780	3	
4.3	1.9	584	4	
4.9	2.2	669	5	
1.9	0.8	259	6	
1.8	0.8	247	7	
1.6	0.7	222	8	
0.4	0.2	52	9	
5.2	2.3	700	10	
0.1	0.1	20	11	
1.1	0.5	150	12	
0.2	0.1	26	13	
0.7	0.3	95	14	
4.9	2.1	659	15	
0.3	0.1	43	16	
0.2	0.1	21	17	
0.3	0.1	34	18	
0.1	0.0	9	19	
3.8	1.7	514	20	
0.3	0.1	45	21	
0.1	0.1	20	22	
0.1	0.1	20	23	
0.1	0.1	16	24	
1.5	0.6	197	25	
0.2	0.1	29	26	
0.3	0.1	46	27	
0.6	0.3	81	28	
0.6	0.2	77	29	
11.9	5.2	1,611	30	
0.0	0.0	1	60	
	56.2	17,460	-9	-9 = SKIP, INELIG, NA
	0.0	1	-8	-8 = REFUSED
	0.1	18	-7	-7 = DO NOT KNOW, UNSURE
	0.1	36	-5	-5 = SYSTEM MISSING

 100.0 100.0 31,088 cases

Data type: numeric
 Missing-data codes: *--4
 Columns: 96-97

BTIJD **Q11c(3)D Times inj cocaine, 30 days**

31,088 cases (Range of valid codes: 0-900)

Data type: numeric
 Missing-data codes: *--4
 Columns: 98-100

BDYNIJD Q11c(4)D Days cocaine noninject, 30 days

PCT	PCT	N	VALUE	LABEL
VALID	ALL			
60.4	26.3	8,181	0	
7.3	3.2	992	1	
5.2	2.3	703	2	
2.9	1.3	393	3	
2.4	1.1	330	4	
2.2	1.0	299	5	
0.9	0.4	125	6	
0.9	0.4	125	7	
1.2	0.5	164	8	
0.3	0.1	34	9	
2.6	1.1	353	10	
0.1	0.0	15	11	
1.2	0.5	162	12	
0.1	0.1	17	13	
0.3	0.1	42	14	
2.7	1.2	363	15	
0.5	0.2	65	16	
0.1	0.1	17	17	
0.2	0.1	23	18	
0.1	0.0	12	19	
2.2	1.0	300	20	
0.1	0.1	17	21	
0.3	0.1	35	22	
0.1	0.0	10	23	
0.1	0.0	14	24	
0.7	0.3	94	25	
0.2	0.1	26	26	
0.1	0.1	19	27	
0.4	0.2	51	28	
0.3	0.1	39	29	
3.9	1.7	535	30	
	56.1	17,429	-9	-9 = SKIP, INELIG, NA
	0.0	1	-8	-8 = REFUSED
	0.0	8	-7	-7 = DO NOT KNOW, UNSURE
	0.3	95	-5	-5 = SYSTEM MISSING
-----	-----	-----		
100.0	100.0	31,088	cases	

Data type: numeric
 Missing-data codes: *--4
 Columns: 101-102

BTNIJD	Q11c(5)D Times not inj cocaine, 30 days
---------------	--

31,088 cases (Range of valid codes: 0-900)

Data type: numeric
 Missing-data codes: *--4
 Columns: 103-105

BEDRGE	Q11a-E Ever used heroin by itself
---------------	--

PCT	PCT	N	VALUE	LABEL
VALID	ALL			
38.4	38.4	11,939	0	0=NO HEROIN USE
61.6	61.6	19,146	1	1=USED HEROIN
	0.0	1	-7	-7 = DO NOT KNOW, UNSURE
	0.0	2	-5	-5 = SYSTEM MISSING
-----	-----	-----		
100.0	100.0	31,088	cases	

Data type: numeric
 Missing-data codes: *--4
 Columns: 106-107

BDGAGEE	Q11b-E Age 1st heroin by itself use
----------------	--

31,088 cases (Range of valid codes: 0-72)

Data type: numeric
 Missing-data codes: *--4
 Columns: 108-109

BDYLSTE

Q11c(1)E Days used heroin, 30 days

PCT	PCT	N	VALUE	LABEL
VALID	ALL			
28.8	17.7	5,506	0	
4.3	2.6	816	1	
3.7	2.3	712	2	
2.6	1.6	499	3	
2.1	1.3	393	4	
2.4	1.5	453	5	
1.0	0.6	200	6	
1.0	0.6	187	7	
0.9	0.5	166	8	
0.2	0.1	38	9	
2.6	1.6	504	10	
0.1	0.1	23	11	
0.7	0.5	142	12	
0.1	0.1	16	13	
0.5	0.3	96	14	
3.7	2.3	702	15	
0.2	0.1	41	16	
0.2	0.1	35	17	
0.3	0.2	50	18	
0.1	0.1	22	19	
3.4	2.1	658	20	
0.3	0.2	59	21	
0.3	0.2	50	22	
0.2	0.1	38	23	
0.2	0.1	39	24	
2.2	1.4	424	25	
0.4	0.2	76	26	
0.5	0.3	95	27	
1.3	0.8	247	28	
0.8	0.5	147	29	
35.0	21.5	6,686	30	
	38.4	11,937	-9	-9 = SKIP, INELIG, NA
	0.0	1	-8	-8 = REFUSED
	0.1	16	-7	-7 = DO NOT KNOW, UNSURE
	0.0	14	-5	-5 = SYSTEM MISSING

 100.0 100.0 31,088 cases

Data type: numeric
 Missing-data codes: *--4
 Columns: 110-111

BDYIJE Q11c(2)E Days heroin inject, 30 days

PCT VALID	PCT ALL	N	VALUE	LABEL
8.2	3.6	1,118	0	
4.8	2.1	651	1	
4.8	2.1	648	2	
3.4	1.5	456	3	
2.6	1.1	351	4	
3.1	1.4	422	5	
1.4	0.6	186	6	
1.3	0.6	181	7	
1.1	0.5	151	8	
0.3	0.1	40	9	
3.5	1.5	474	10	
0.1	0.1	17	11	
0.9	0.4	125	12	
0.1	0.1	18	13	
0.6	0.3	85	14	
4.9	2.2	669	15	
0.3	0.1	35	16	
0.2	0.1	32	17	
0.4	0.2	48	18	
0.2	0.1	22	19	
4.6	2.0	626	20	
0.4	0.2	59	21	
0.3	0.1	44	22	
0.3	0.1	41	23	
0.3	0.1	41	24	
2.9	1.3	395	25	
0.5	0.2	66	26	
0.7	0.3	92	27	
1.7	0.8	238	28	
1.0	0.4	130	29	
45.1	19.8	6,141	30	
0.0	0.0	1	90	
	56.1	17,445	-9	-9 = SKIP, INELIG, NA
	0.0	2	-8	-8 = REFUSED
	0.1	19	-7	-7 = DO NOT KNOW, UNSURE
	0.1	19	-5	-5 = SYSTEM MISSING

 100.0 100.0 31,088 cases

Data type: numeric
 Missing-data codes: *--4
 Columns: 112-113

BTIJE Q11c(3)E Times inj heroin, 30 days

31,088 cases (Range of valid codes: 0-900)

Data type: numeric

Missing-data codes: *--4

Columns: 114-116

BDYNIJE Q11c(4)E Days heroin noninject, 30 days

PCT VALID	PCT ALL	N	VALUE	LABEL
85.4	37.2	11,561	0	
2.5	1.1	340	1	
1.6	0.7	214	2	
0.9	0.4	121	3	
0.6	0.2	76	4	
1.1	0.5	146	5	
0.3	0.1	44	6	
0.2	0.1	29	7	
0.3	0.1	34	8	
0.1	0.0	15	9	
0.8	0.4	109	10	
0.1	0.0	10	11	
0.2	0.1	24	12	
0.0	0.0	5	13	
0.1	0.0	14	14	
0.8	0.3	103	15	
0.0	0.0	6	16	
0.1	0.0	8	17	
0.1	0.0	15	18	
0.4	0.2	59	20	
0.0	0.0	5	21	
0.1	0.0	8	22	
0.0	0.0	6	23	
0.1	0.0	10	24	
0.3	0.1	45	25	
0.1	0.1	17	26	
0.1	0.0	14	27	
0.2	0.1	23	28	
0.2	0.1	31	29	
3.3	1.4	450	30	
0.0	0.0	1	60	
	56.1	17,440	-9	-9 = SKIP, INELIG, NA
	0.0	2	-8	-8 = REFUSED
	0.0	8	-7	-7 = DO NOT KNOW, UNSURE
	0.3	95	-5	-5 = SYSTEM MISSING

 100.0 100.0 31,088 cases

Data type: numeric

Missing-data codes: *--4

Columns: 117-118

BTNIJE **Q11c(5)E Times not inj heroin, 30 days**

31,088 cases (Range of valid codes: 0-600)

Data type: numeric
 Missing-data codes: *--4
 Columns: 119-121

BEDRGF **Q11a-F Ever used heroin-cocaine mixed**

PCT	PCT	N	VALUE	LABEL
VALID	ALL			
50.6	50.6	15,742	0	0=NO SPEEDBALL USE
49.4	49.4	15,343	1	1=USED SPEEDBALL
	0.0	3	-5	-5 = SYSTEM MISSING
-----	-----	-----		
100.0	100.0	31,088		cases

Data type: numeric
 Missing-data codes: *--4
 Columns: 122-123

BDGAGEF **Q11b-F Age 1st speedball use**

31,088 cases (Range of valid codes: 0-68)

Data type: numeric
 Missing-data codes: *--4
 Columns: 124-125

BDYLSTF Q11c(1)F Days used speedball, 30 days

PCT VALID	PCT ALL	N	VALUE	LABEL
44.8	22.1	6,865	0	
6.6	3.3	1,015	1	
5.7	2.8	877	2	
3.6	1.8	545	3	
2.4	1.2	363	4	
3.0	1.5	456	5	
1.1	0.6	173	6	
1.2	0.6	191	7	
0.8	0.4	122	8	
0.2	0.1	34	9	
3.5	1.7	535	10	
0.0	0.0	4	11	
0.6	0.3	87	12	
0.1	0.0	15	13	
0.5	0.2	69	14	
3.9	1.9	598	15	
0.2	0.1	24	16	
0.2	0.1	24	17	
0.2	0.1	24	18	
0.1	0.0	9	19	
2.6	1.3	405	20	
0.2	0.1	23	21	
0.1	0.1	17	22	
0.1	0.1	20	23	
0.1	0.1	18	24	
1.3	0.6	196	25	
0.2	0.1	31	26	
0.3	0.2	47	27	
0.6	0.3	95	28	
0.6	0.3	88	29	
15.3	7.5	2,344	30	
	50.6	15,740	-9	-9 = SKIP, INELIG, NA
	0.0	1	-8	-8 = REFUSED
	0.1	20	-7	-7 = DO NOT KNOW, UNSURE
	0.0	13	-5	-5 = SYSTEM MISSING

 100.0 100.0 31,088 cases

Data type: numeric
 Missing-data codes: *--4
 Columns: 126-127

BDYIJF **Q11c(2)F Days speedball inject, 30 days**

PCT	PCT	N	VALUE	LABEL
VALID	ALL			
3.3	0.9	276	0	
11.3	3.1	951	1	
10.0	2.7	841	2	
6.2	1.7	526	3	
4.0	1.1	340	4	
5.2	1.4	443	5	
2.0	0.5	166	6	
2.2	0.6	186	7	
1.4	0.4	117	8	
0.4	0.1	35	9	
6.2	1.7	520	10	
0.0	0.0	4	11	
1.0	0.3	85	12	
0.2	0.0	13	13	
0.8	0.2	67	14	
6.8	1.9	577	15	
0.3	0.1	22	16	
0.3	0.1	23	17	
0.3	0.1	22	18	
0.1	0.0	9	19	
4.6	1.3	389	20	
0.3	0.1	23	21	
0.2	0.1	19	22	
0.2	0.1	18	23	
0.2	0.1	17	24	
2.3	0.6	193	25	
0.4	0.1	30	26	
0.6	0.2	48	27	
1.1	0.3	90	28	
1.0	0.3	86	29	
27.4	7.4	2,315	30	
	72.7	22,600	-9	-9 = SKIP, INELIG, NA
	0.0	1	-8	-8 = REFUSED
	0.1	17	-7	-7 = DO NOT KNOW, UNSURE
	0.1	19	-5	-5 = SYSTEM MISSING

 100.0 100.0 31,088 cases

Data type: numeric
 Missing-data codes: *--4
 Columns: 128-129

BTIJF **Q11c(3)F Times inj speedball, 30 days**

31,088 cases (Range of valid codes: 0-900)

Data type: numeric
 Missing-data codes: *--4
 Columns: 130-132

BDYNIJF Q11c(4)F Days speedball noninject, 30 d.

PCT VALID	PCT ALL	N	VALUE	LABEL
94.5	25.5	7,930	0	
1.3	0.4	111	1	
0.8	0.2	68	2	
0.4	0.1	31	3	
0.2	0.1	20	4	
0.3	0.1	28	5	
0.1	0.0	8	6	
0.1	0.0	7	7	
0.1	0.0	9	8	
0.0	0.0	3	9	
0.3	0.1	27	10	
0.1	0.0	9	12	
0.0	0.0	2	13	
0.1	0.0	5	14	
0.4	0.1	34	15	
0.0	0.0	3	16	
0.0	0.0	2	17	
0.0	0.0	1	18	
0.0	0.0	1	19	
0.2	0.0	15	20	
0.0	0.0	1	21	
0.0	0.0	3	22	
0.0	0.0	1	23	
0.0	0.0	2	24	
0.1	0.0	9	25	
0.0	0.0	4	26	
0.1	0.0	6	27	
0.1	0.0	8	28	
0.1	0.0	10	29	
0.4	0.1	30	30	
	72.7	22,602	-9	-9 = SKIP, INELIG, NA
	0.0	1	-8	-8 = REFUSED
	0.0	7	-7	-7 = DO NOT KNOW, UNSURE
	0.3	90	-5	-5 = SYSTEM MISSING
-----	-----	-----		
100.0	100.0	31,088	cases	

Data type: numeric
 Missing-data codes: *--4
 Columns: 133-134

BTNIJF Q11c(5)F Times not inj speedball, 30 dys

31,088 cases (Range of valid codes: 0-600)

Data type: numeric
 Missing-data codes: *--4
 Columns: 135-137

BEDRGG Q11a-G Ever used methadone-nonprescript.

PCT	PCT	N	VALUE	LABEL
VALID	ALL			
82.3	82.3	25,592	0	0=NO METHADONE USE
17.7	17.7	5,488	1	1=USED METHADONE
	0.0	1	-8	-8 = REFUSED
	0.0	1	-7	-7 = DO NOT KNOW, UNSURE
	0.0	6	-5	-5 = SYSTEM MISSING
-----	-----	-----		
100.0	100.0	31,088	cases	

Data type: numeric
 Missing-data codes: *--4
 Columns: 138-139

BDGAGEG Q11b-G Age 1st methadone-nonpr use

31,088 cases (Range of valid codes: 0-70)

Data type: numeric
 Missing-data codes: *--4
 Columns: 140-141

BDYLSSTG Q11c(1)G Days used methadone, 30 days

PCT VALID	PCT ALL	N	VALUE	LABEL
70.3	12.4	3,846	0	
9.0	1.6	490	1	
6.2	1.1	337	2	
2.9	0.5	160	3	
3.0	0.5	164	4	
2.0	0.4	112	5	
0.7	0.1	37	6	
0.6	0.1	35	7	
0.8	0.1	44	8	
0.1	0.0	8	9	
1.2	0.2	67	10	
0.1	0.0	4	11	
0.4	0.1	20	12	
0.0	0.0	2	13	
0.2	0.0	9	14	
0.7	0.1	40	15	
0.0	0.0	1	16	
0.0	0.0	1	18	
0.0	0.0	1	19	
0.6	0.1	32	20	
0.0	0.0	2	21	
0.2	0.0	9	25	
0.0	0.0	1	26	
0.1	0.0	4	28	
0.0	0.0	1	29	
0.9	0.2	47	30	
	82.3	25,586	-9	-9 = SKIP, INELIG, NA
	0.0	3	-7	-7 = DO NOT KNOW, UNSURE
	0.1	25	-5	-5 = SYSTEM MISSING
-----	-----	-----		
100.0	100.0	31,088	cases	

Data type: numeric
 Missing-data codes: *--4
 Columns: 142-143

BDYIJG Q11c(2)G Days methadone inject, 30 days

PCT	PCT	N	VALUE	LABEL
VALID	ALL			
93.4	4.8	1,498	0	
1.9	0.1	31	1	
1.3	0.1	21	2	
0.5	0.0	8	3	
0.4	0.0	7	4	
0.7	0.0	12	5	
0.1	0.0	1	6	
0.1	0.0	1	7	
0.2	0.0	4	8	
0.1	0.0	2	9	
0.3	0.0	5	10	
0.1	0.0	1	12	
0.1	0.0	1	14	
0.2	0.0	3	15	
0.1	0.0	1	20	
0.1	0.0	1	21	
0.1	0.0	1	25	
0.3	0.0	5	30	
	94.7	29,437	-9	-9 = SKIP, INELIG, NA
	0.0	1	-8	-8 = REFUSED
	0.0	2	-7	-7 = DO NOT KNOW, UNSURE
	0.1	45	-5	-5 = SYSTEM MISSING
-----	-----	-----		
100.0	100.0	31,088	cases	

Data type: numeric
 Missing-data codes: *--4
 Columns: 144-145

BTIJG

Q11c(3)G Times inj methadone, 30 days

PCT	PCT	N	VALUE	LABEL
VALID	ALL			
22.5	0.1	27	0	
15.8	0.1	19	1	
14.2	0.1	17	2	
5.8	0.0	7	3	
6.7	0.0	8	4	
7.5	0.0	9	5	
2.5	0.0	3	6	
0.8	0.0	1	7	
1.7	0.0	2	8	
1.7	0.0	2	9	
2.5	0.0	3	10	
2.5	0.0	3	12	
2.5	0.0	3	15	
0.8	0.0	1	16	
0.8	0.0	1	18	
5.0	0.0	6	20	
0.8	0.0	1	21	
0.8	0.0	1	25	
0.8	0.0	1	30	
0.8	0.0	1	40	
0.8	0.0	1	60	
0.8	0.0	1	90	
0.8	0.0	1	99	
0.8	0.0	1	100	
	99.4	30,917	-9	-9 = SKIP, INELIG, NA
	0.0	1	-8	-8 = REFUSED
	0.0	2	-7	-7 = DO NOT KNOW, UNSURE
	0.2	48	-5	-5 = SYSTEM MISSING

 100.0 100.0 31,088 cases

Data type: numeric
 Missing-data codes: *--4
 Columns: 146-148

BDYNIJG Q11c(4)G Days methadone noninject, 30 d.

PCT VALID	PCT ALL	N	VALUE	LABEL
6.9	0.4	111	0	
28.4	1.5	457	1	
19.0	1.0	306	2	
9.4	0.5	151	3	
9.7	0.5	157	4	
6.5	0.3	104	5	
2.2	0.1	36	6	
2.0	0.1	33	7	
2.4	0.1	39	8	
0.2	0.0	4	9	
3.6	0.2	58	10	
0.2	0.0	4	11	
1.2	0.1	19	12	
0.1	0.0	2	13	
0.4	0.0	7	14	
2.2	0.1	35	15	
0.1	0.0	1	16	
0.1	0.0	1	18	
0.1	0.0	1	19	
1.8	0.1	29	20	
0.1	0.0	2	21	
0.6	0.0	9	25	
0.1	0.0	1	26	
0.2	0.0	3	28	
2.5	0.1	41	30	
	94.7	29,427	-9	-9 = SKIP, INELIG, NA
	0.0	2	-7	-7 = DO NOT KNOW, UNSURE
	0.2	48	-5	-5 = SYSTEM MISSING
-----	-----	-----		
100.0	100.0	31,088	cases	

Data type: numeric
 Missing-data codes: *--4
 Columns: 149-150

BTNIJG Q11c(5)G Times not inj methadone, 30 dys

31,088 cases (Range of valid codes: 0-300)

Data type: numeric
 Missing-data codes: *--4
 Columns: 151-153

BEDRGH	Q11a-H Ever used other opiates
---------------	---------------------------------------

PCT	PCT	N	VALUE	LABEL
VALID	ALL			
69.5	69.5	21,602	0	0=NO OPIATES USE
30.5	30.5	9,481	1	1=USED OTHER OP.
	0.0	5	-5	-5 = SYSTEM MISSING
-----	-----	-----		
100.0	100.0	31,088		cases

Data type: numeric
 Missing-data codes: *--4
 Columns: 154-155

BDGAGEH	Q11b-H Age 1st other opiates use
----------------	---

31,088 cases (Range of valid codes: 0-67)

Data type: numeric
 Missing-data codes: *--4
 Columns: 156-157

BDYLSTH Q11c(1)H Days used other opiates, 30 dys

PCT VALID	PCT ALL	N	VALUE	LABEL
75.4	22.9	7,123	0	
5.8	1.8	547	1	
4.1	1.2	388	2	
2.5	0.8	238	3	
1.8	0.5	166	4	
2.3	0.7	215	5	
0.8	0.2	74	6	
0.9	0.3	81	7	
0.4	0.1	35	8	
0.1	0.0	12	9	
1.4	0.4	131	10	
0.0	0.0	4	11	
0.2	0.1	19	12	
0.1	0.0	6	13	
0.2	0.1	21	14	
1.1	0.3	105	15	
0.1	0.0	7	16	
0.0	0.0	2	17	
0.0	0.0	1	19	
0.8	0.2	73	20	
0.1	0.0	7	21	
0.0	0.0	2	22	
0.0	0.0	1	23	
0.0	0.0	2	24	
0.3	0.1	26	25	
0.0	0.0	3	26	
0.1	0.0	5	27	
0.1	0.0	8	28	
0.1	0.0	6	29	
1.5	0.4	137	30	
	69.5	21,605	-9	-9 = SKIP, INELIG, NA
	0.0	1	-8	-8 = REFUSED
	0.0	10	-7	-7 = DO NOT KNOW, UNSURE
	0.1	27	-5	-5 = SYSTEM MISSING

 100.0 100.0 31,088 cases

Data type: numeric
 Missing-data codes: *--4
 Columns: 158-159

BDYIJH	Q11c(2)H Days other opiates inject, 30 d
--------	--

PCT	PCT	N	VALUE	LABEL
VALID	ALL			
78.7	5.8	1,808	0	
6.2	0.5	143	1	
3.3	0.2	75	2	
2.0	0.1	46	3	
0.9	0.1	20	4	
1.3	0.1	30	5	
0.7	0.1	16	6	
0.5	0.0	12	7	
0.4	0.0	9	8	
0.0	0.0	1	9	
1.4	0.1	33	10	
0.0	0.0	1	11	
0.2	0.0	5	12	
0.0	0.0	1	13	
0.2	0.0	5	14	
1.0	0.1	23	15	
0.2	0.0	4	16	
0.0	0.0	1	19	
0.7	0.1	17	20	
0.2	0.0	5	21	
0.3	0.0	8	25	
0.1	0.0	2	27	
0.1	0.0	2	28	
0.2	0.0	4	29	
1.1	0.1	26	30	
	92.4	28,738	-9	-9 = SKIP, INELIG, NA
	0.0	4	-7	-7 = DO NOT KNOW, UNSURE
	0.2	49	-5	-5 = SYSTEM MISSING
-----	-----	-----		
100.0	100.0	31,088	cases	

Data type: numeric
Missing-data codes: *--4
Columns: 160-161

BTIJH	Q11c(3)H Times inj other opiates, 30 dys
-------	--

31,088 cases (Range of valid codes: 0-630)

Data type: numeric
Missing-data codes: *--4
Columns: 162-164

BDYNIJH Q11c(4)H Days other op. noninject, 30 d.

PCT VALID	PCT ALL	N	VALUE	LABEL
18.2	1.3	418	0	
18.5	1.4	424	1	
14.2	1.0	326	2	
8.5	0.6	195	3	
6.4	0.5	147	4	
7.8	0.6	179	5	
2.7	0.2	62	6	
3.0	0.2	69	7	
1.2	0.1	28	8	
0.6	0.0	14	9	
4.6	0.3	105	10	
0.1	0.0	2	11	
0.4	0.0	9	12	
0.3	0.0	6	13	
0.7	0.1	16	14	
3.5	0.3	81	15	
0.2	0.0	4	16	
0.1	0.0	2	17	
0.0	0.0	1	19	
2.5	0.2	57	20	
0.3	0.0	7	21	
0.0	0.0	1	22	
0.0	0.0	1	24	
0.7	0.1	17	25	
0.1	0.0	3	26	
0.1	0.0	3	27	
0.3	0.0	6	28	
0.3	0.0	6	29	
4.5	0.3	102	30	
0.0	0.0	1	40	
	92.4	28,726	-9	-9 = SKIP, INELIG, NA
	0.0	9	-7	-7 = DO NOT KNOW, UNSURE
	0.2	61	-5	-5 = SYSTEM MISSING
-----	-----	-----		
100.0	100.0	31,088	cases	

Data type: numeric
 Missing-data codes: *--4
 Columns: 165-166

BTNIJH	Q11c(5)H Times not inj other op., 30 dys
---------------	---

31,088 cases (Range of valid codes: 0-750)

Data type: numeric

Missing-data codes: *--4

Columns: 167-169

BEDRGI	Q11a-I Ever used amphetamines
---------------	--------------------------------------

PCT	PCT	N	VALUE	LABEL
VALID	ALL			
64.4	64.4	20,029	0	0=NO AMPHETAMINE
35.6	35.5	11,050	1	1=USED AMPHET.
	0.0	9	-5	-5 = SYSTEM MISSING
-----	-----	-----		
100.0	100.0	31,088		cases

Data type: numeric

Missing-data codes: *--4

Columns: 170-171

BDGAGEI	Q11b-I Age 1st amphetamines use
----------------	--

31,088 cases (Range of valid codes: 0-63)

Data type: numeric

Missing-data codes: *--4

Columns: 172-173

BDYLSTI Q11c(1)I Days used amphetamines, 30 days

PCT VALID	PCT ALL	N	VALUE	LABEL
84.9	30.1	9,343	0	
3.4	1.2	378	1	
2.4	0.8	261	2	
1.3	0.4	138	3	
0.9	0.3	98	4	
0.9	0.3	101	5	
0.4	0.2	47	6	
0.5	0.2	53	7	
0.3	0.1	35	8	
0.1	0.0	11	9	
0.9	0.3	101	10	
0.0	0.0	3	11	
0.1	0.0	12	12	
0.0	0.0	4	13	
0.2	0.1	24	14	
0.9	0.3	96	15	
0.1	0.0	7	16	
0.0	0.0	3	17	
0.1	0.0	7	18	
0.0	0.0	2	19	
0.8	0.3	91	20	
0.1	0.0	7	21	
0.0	0.0	2	22	
0.0	0.0	2	23	
0.1	0.0	6	24	
0.3	0.1	34	25	
0.1	0.0	6	26	
0.1	0.0	6	27	
0.1	0.0	14	28	
0.0	0.0	2	29	
0.9	0.3	104	30	
0.0	0.0	1	39	
	64.4	20,035	-9	-9 = SKIP, INELIG, NA
	0.0	7	-7	-7 = DO NOT KNOW, UNSURE
	0.2	47	-5	-5 = SYSTEM MISSING

 100.0 100.0 31,088 cases

Data type: numeric
 Missing-data codes: *--4
 Columns: 174-175

BDYIJI	Q11c(2)I Days amphetamines inject, 30 d.
--------	--

PCT	PCT	N	VALUE	LABEL
VALID	ALL			
39.9	2.1	660	0	
12.5	0.7	206	1	
8.7	0.5	144	2	
4.7	0.2	77	3	
3.3	0.2	54	4	
3.7	0.2	61	5	
1.3	0.1	22	6	
1.8	0.1	30	7	
1.7	0.1	28	8	
0.5	0.0	9	9	
4.2	0.2	69	10	
0.1	0.0	2	11	
0.6	0.0	10	12	
0.7	0.0	12	14	
3.9	0.2	64	15	
0.2	0.0	4	16	
0.1	0.0	2	17	
0.4	0.0	7	18	
0.1	0.0	2	19	
3.5	0.2	58	20	
0.4	0.0	7	21	
0.1	0.0	2	22	
0.2	0.0	3	23	
0.4	0.0	6	24	
1.6	0.1	26	25	
0.2	0.0	4	26	
0.1	0.0	2	27	
0.7	0.0	12	28	
0.1	0.0	1	29	
4.2	0.2	69	30	
	94.5	29,381	-9	-9 = SKIP, INELIG, NA
	0.0	3	-7	-7 = DO NOT KNOW, UNSURE
	0.2	51	-5	-5 = SYSTEM MISSING
-----	-----	-----		
100.0	100.0	31,088	cases	

Data type: numeric
Missing-data codes: *--4
Columns: 176-177

BTIJI	Q11c(3)I Times inj amphetamines, 30 days
-------	--

31,088 cases (Range of valid codes: 0-300)

Data type: numeric
Missing-data codes: *--4
Columns: 178-180

BDYNIJI Q11c(4)I Days amphet. noninject, 30 days

PCT VALID	PCT ALL	N	VALUE	LABEL
48.6	2.6	793	0	
13.9	0.7	226	1	
10.4	0.5	170	2	
4.5	0.2	74	3	
4.0	0.2	65	4	
3.5	0.2	57	5	
1.4	0.1	23	6	
1.8	0.1	30	7	
0.8	0.0	13	8	
0.1	0.0	2	9	
2.6	0.1	42	10	
0.1	0.0	2	11	
0.3	0.0	5	12	
0.2	0.0	3	13	
0.6	0.0	10	14	
2.2	0.1	36	15	
0.2	0.0	4	16	
0.1	0.0	1	17	
0.3	0.0	5	18	
0.1	0.0	2	19	
1.3	0.1	21	20	
0.2	0.0	4	21	
0.1	0.0	1	24	
0.4	0.0	6	25	
0.1	0.0	2	27	
0.2	0.0	3	28	
0.1	0.0	2	29	
1.8	0.1	29	30	
	94.5	29,373	-9	-9 = SKIP, INELIG, NA
	0.0	1	-8	-8 = REFUSED
	0.0	6	-7	-7 = DO NOT KNOW, UNSURE
	0.2	77	-5	-5 = SYSTEM MISSING
-----	-----	-----		
100.0	100.0	31,088	cases	

Data type: numeric
 Missing-data codes: *--4
 Columns: 181-182

BTNIJI	Q11c(5)I Times not inj amphet., 30 days
---------------	--

31,088 cases (Range of valid codes: 0-700)

Data type: numeric

Missing-data codes: *--4

Columns: 183-185

BEDRGJ	Q11a-J Ever used other drugs
---------------	-------------------------------------

PCT	PCT	N	VALUE	LABEL
VALID	ALL			
76.9	76.8	23,867	0	0=NO OTHER DRUGS
23.1	23.1	7,178	1	1=USED OTHER DRUGS
	0.0	1	-7	-7 = DO NOT KNOW, UNSURE
	0.1	42	-5	-5 = SYSTEM MISSING
-----	-----	-----		
100.0	100.0	31,088		cases

Data type: numeric

Missing-data codes: *--4

Columns: 186-187

BDGAGEJ	Q11b-J Age 1st other drugs use
----------------	---------------------------------------

31,088 cases (Range of valid codes: 0-67)

Data type: numeric

Missing-data codes: *--4

Columns: 188-189

BDYLSTJ Q11c(1)J Days used other drugs, 30 days

PCT VALID	PCT ALL	N	VALUE	LABEL
76.0	17.4	5,419	0	
7.7	1.8	547	1	
4.2	1.0	301	2	
2.0	0.5	146	3	
1.4	0.3	102	4	
1.6	0.4	114	5	
0.4	0.1	32	6	
0.7	0.2	48	7	
0.3	0.1	23	8	
0.1	0.0	9	9	
1.2	0.3	85	10	
0.1	0.0	4	11	
0.3	0.1	18	12	
0.2	0.1	16	14	
0.7	0.2	52	15	
0.0	0.0	3	16	
0.0	0.0	1	17	
0.1	0.0	6	18	
0.0	0.0	3	19	
0.5	0.1	33	20	
0.1	0.0	5	21	
0.0	0.0	2	22	
0.0	0.0	1	24	
0.2	0.0	12	25	
0.0	0.0	2	26	
0.0	0.0	3	27	
0.1	0.0	7	28	
0.0	0.0	1	29	
1.9	0.4	133	30	
	76.9	23,912	-9	-9 = SKIP, INELIG, NA
	0.0	2	-7	-7 = DO NOT KNOW, UNSURE
	0.1	46	-5	-5 = SYSTEM MISSING
-----	-----	-----		
100.0	100.0	31,088	cases	

Data type: numeric
 Missing-data codes: *--4
 Columns: 190-191

BDYIJJ	Q11c(2)J Days other drugs inject, 30 dys
--------	--

PCT	PCT	N	VALUE	LABEL
VALID	ALL			
89.4	4.8	1,505	0	
2.1	0.1	35	1	
1.9	0.1	32	2	
1.1	0.1	19	3	
0.5	0.0	9	4	
1.0	0.1	16	5	
0.2	0.0	4	6	
0.2	0.0	4	7	
0.2	0.0	4	8	
0.1	0.0	2	9	
0.7	0.0	12	10	
0.1	0.0	1	12	
0.1	0.0	1	14	
0.5	0.0	9	15	
0.1	0.0	1	19	
0.1	0.0	2	20	
0.1	0.0	2	21	
0.1	0.0	1	22	
0.1	0.0	1	24	
0.2	0.0	4	25	
0.1	0.0	1	26	
0.1	0.0	1	27	
0.1	0.0	1	29	
1.0	0.1	16	30	
	94.4	29,342	-9	-9 = SKIP, INELIG, NA
	0.0	1	-7	-7 = DO NOT KNOW, UNSURE
	0.2	62	-5	-5 = SYSTEM MISSING

 100.0 100.0 31,088 cases

Data type: numeric
 Missing-data codes: *--4
 Columns: 192-193

BTIJJ	Q11c(3)J Times inj other drugs, 30 days
-------	---

31,088 cases (Range of valid codes: 0-600)

Data type: numeric
 Missing-data codes: *--4
 Columns: 194-196

BDYNIJJ Q11c(4)J Days oth drugs noninject, 30 d.

PCT VALID	PCT ALL	N	VALUE	LABEL
11.8	0.6	199	0	
29.5	1.6	495	1	
15.3	0.8	257	2	
7.6	0.4	128	3	
5.5	0.3	92	4	
5.8	0.3	97	5	
1.7	0.1	29	6	
2.4	0.1	40	7	
1.0	0.1	17	8	
0.4	0.0	6	9	
4.1	0.2	69	10	
0.2	0.0	3	11	
1.1	0.1	18	12	
0.1	0.0	2	13	
0.8	0.0	13	14	
2.6	0.1	44	15	
0.2	0.0	3	16	
0.1	0.0	1	17	
0.2	0.0	4	18	
0.1	0.0	1	19	
1.8	0.1	31	20	
0.1	0.0	2	21	
0.2	0.0	3	22	
0.5	0.0	8	25	
0.1	0.0	1	26	
0.1	0.0	2	27	
0.4	0.0	7	28	
0.1	0.0	1	29	
6.4	0.3	107	30	
	94.4	29,333	-9	-9 = SKIP, INELIG, NA
	0.0	3	-7	-7 = DO NOT KNOW, UNSURE
	0.2	72	-5	-5 = SYSTEM MISSING
-----	-----	-----		
100.0	100.0	31,088	cases	

Data type: numeric
 Missing-data codes: *--4
 Columns: 197-198

BTNIJJ	Q11c(5)J Times not inj other drugs, 30 d
---------------	---

31,088 cases (Range of valid codes: 0-776)

Data type: numeric

Missing-data codes: *--4

Columns: 199-201

BIJEVR	Q11d Ever injected drugs mentioned
---------------	---

PCT	PCT	N	VALUE	LABEL
VALID	ALL			
75.8	23.1	7,191	0	0=NO
24.2	7.4	2,302	1	1=INJECTED DRUGS
	28.7	8,931	-9	-9 = SKIP, INELIG, NA
	0.0	2	-7	-7 = DO NOT KNOW, UNSURE
	40.7	12,662	-5	-5 = SYSTEM MISSING
-----	-----	-----		
100.0	100.0	31,088	cases	

Data type: numeric

Missing-data codes: *--4

Columns: 202-203

XMBLIJ	Last drug injection (mths before RB3)
---------------	--

31,088 cases (Range of valid codes: -379-0)

Data type: numeric

Missing-data code: -9999

Columns: 204-208

BIJAGE	Q11f Age first time injected drug(s)
---------------	---

31,088 cases (Range of valid codes: 0-68)

Data type: numeric

Missing-data codes: *--4

Columns: 209-210

CTIJ30 Q12 Times injected drugs last 30 days

31,088 cases (Range of valid codes: 0-998)

Data type: numeric
 Missing-data codes: *--4
 Columns: 211-213

CLTUSED Q13 Last time know used works used

PCT	PCT	N	VALUE	LABEL
VALID	ALL			
29.2	8.5	2,630	0	0=NEVER
39.5	11.4	3,550	1	1=WITHIN PAST 30
8.2	2.4	734	2	2= >1 MO. <6(3) MO
4.7	1.4	421	3	3= >=6(3) MO <1 YR
5.3	1.5	481	4	4= 1+ YRS. AGO
13.1	3.8	1,177	5	5= 3+ YRS. AGO
	30.1	9,343	-9	-9 = SKIP, INELIG, NA
	0.0	2	-8	-8 = REFUSED
	0.0	7	-7	-7 = DO NOT KNOW, UNSURE
	41.0	12,743	-5	-5 = SYSTEM MISSING
-----	-----	-----		
100.0	100.0	31,088	cases	

Data type: numeric
 Missing-data codes: *--4
 Columns: 214-215

CTUSED Q13a Times know used works used, 30 days

31,088 cases (Range of valid codes: 0-776)

Data type: numeric
 Missing-data codes: *--4
 Columns: 216-218

CTGIVE Q13b Times taste, \$ to use works, 30 dys

31,088 cases (Range of valid codes: 0-776)

Data type: numeric
 Missing-data codes: *--4
 Columns: 219-221

CTSUUWA Q14-A Times used works without cleaning

31,088 cases (Range of valid codes: 0-450)

Data type: numeric

Missing-data codes: *--4

Columns: 222-224

CTSUUWB Q14-B Times water only cleaned works

31,088 cases (Range of valid codes: 0-776)

Data type: numeric

Missing-data codes: *--4

Columns: 225-227

CTSUUWC Q14-C Times bleach & water cleaned works

31,088 cases (Range of valid codes: 0-776)

Data type: numeric

Missing-data codes: *--4

Columns: 228-230

CTSUUWD Q14-D Times alc., peroxide cleaned works

31,088 cases (Range of valid codes: 0-305)

Data type: numeric

Missing-data codes: *--4

Columns: 231-233

CTSUUWE Q14-E Times boiled water cleaned works

PCT VALID	PCT ALL	N	VALUE	LABEL
98.4	19.6	6,087	0	
0.5	0.1	29	1	
0.2	0.0	12	2	
0.2	0.0	11	3	
0.1	0.0	5	4	
0.2	0.0	11	5	
0.0	0.0	3	6	
0.0	0.0	1	7	
0.0	0.0	2	8	
0.1	0.0	4	9	
0.1	0.0	5	10	
0.0	0.0	1	18	
0.0	0.0	3	20	
0.0	0.0	1	23	
0.0	0.0	1	30	
0.0	0.0	1	40	
0.0	0.0	1	46	
0.0	0.0	1	50	
0.0	0.0	2	60	
0.0	0.0	1	68	
0.0	0.0	2	80	
0.0	0.0	1	85	
0.0	0.0	1	90	
0.0	0.0	1	120	
0.0	0.0	1	200	
0.0	0.0	1	752	
	79.8	24,799	-9	-9 = SKIP, INELIG, NA
	0.0	9	-7	-7 = DO NOT KNOW, UNSURE
	0.3	91	-5	-5 = SYSTEM MISSING
-----	-----	-----		
100.0	100.0	31,088	cases	

Data type: numeric
 Missing-data codes: *--4
 Columns: 234-236

CTSUUWF	Q14-F Times other way cleaned works
---------	-------------------------------------

PCT VALID	PCT ALL	N	VALUE	LABEL
98.4	19.6	6,088	0	
0.5	0.1	29	1	
0.3	0.1	20	2	
0.1	0.0	4	3	
0.1	0.0	6	4	
0.0	0.0	2	5	
0.1	0.0	5	6	
0.0	0.0	2	8	
0.2	0.0	10	10	
0.0	0.0	1	13	
0.0	0.0	3	15	
0.0	0.0	1	20	
0.0	0.0	1	30	
0.0	0.0	2	40	
0.0	0.0	2	45	
0.0	0.0	2	50	
0.0	0.0	1	55	
0.0	0.0	1	56	
0.0	0.0	1	65	
0.0	0.0	1	170	
0.0	0.0	1	194	
0.0	0.0	1	199	
0.0	0.0	1	200	
	79.8	24,799	-9	-9 = SKIP, INELIG, NA
	0.0	9	-7	-7 = DO NOT KNOW, UNSURE
	0.3	95	-5	-5 = SYSTEM MISSING
-----	-----	-----		
100.0	100.0	31,088	cases	

Data type: numeric
Missing-data codes: *--4
Columns: 237-239

CTUW30A	Q15-A Times spouse, lover had works
---------	-------------------------------------

31,088 cases (Range of valid codes: 0-722)

Data type: numeric
Missing-data codes: *--4
Columns: 240-242

CTUW30B Q15-B Times a sex partner had works

31,088 cases (Range of valid codes: 0-500)

Data type: numeric
Missing-data codes: *--4
Columns: 243-245

CTUW30C Q15-C Times another relative had works

31,088 cases (Range of valid codes: 0-720)

Data type: numeric
Missing-data codes: *--4
Columns: 246-248

CTUW30D Q15-D Times a running buddy had works

31,088 cases (Range of valid codes: 0-400)

Data type: numeric
Missing-data codes: *--4
Columns: 249-251

CTUW30E Q15-E Times a friend had works

31,088 cases (Range of valid codes: 0-776)

Data type: numeric
Missing-data codes: *--4
Columns: 252-254

CTUW30F Q15-F Times drug seller had works

31,088 cases (Range of valid codes: 0-652)

Data type: numeric
Missing-data codes: *--4
Columns: 255-257

CTUW30G Q15-G Times a stranger had works

PCT VALID	PCT ALL	N	VALUE	LABEL
96.5	21.0	6,523	0	
0.9	0.2	59	1	
0.6	0.1	38	2	
0.4	0.1	28	3	
0.2	0.0	12	4	
0.3	0.1	21	5	
0.1	0.0	5	6	
0.1	0.0	5	7	
0.0	0.0	3	8	
0.2	0.0	13	10	
0.0	0.0	3	11	
0.1	0.0	5	12	
0.0	0.0	2	13	
0.1	0.0	4	15	
0.0	0.0	1	16	
0.1	0.0	6	20	
0.0	0.0	1	22	
0.0	0.0	2	25	
0.1	0.0	4	30	
0.0	0.0	2	32	
0.0	0.0	1	34	
0.0	0.0	2	40	
0.0	0.0	1	42	
0.0	0.0	3	45	
0.0	0.0	1	50	
0.0	0.0	1	55	
0.0	0.0	1	65	
0.0	0.0	1	90	
0.0	0.0	1	95	
0.0	0.0	2	100	
0.0	0.0	3	120	
0.0	0.0	1	138	
0.0	0.0	1	215	
0.0	0.0	1	355	
	77.9	24,219	-9	-9 = SKIP, INELIG, NA
	0.0	5	-7	-7 = DO NOT KNOW, UNSURE
	0.3	107	-5	-5 = SYSTEM MISSING

 100.0 100.0 31,088 cases

Data type: numeric
 Missing-data codes: *--4
 Columns: 258-260

CTUW30H Q15-H Times acquaintance had works

31,088 cases (Range of valid codes: 0-776)

Data type: numeric
Missing-data codes: *--4
Columns: 261-263

CTSUPLA Q16-A Times used works at own place

31,088 cases (Range of valid codes: 0-752)

Data type: numeric
Missing-data codes: *--4
Columns: 264-266

CTSUPLB Q16-B Times used works at dope house

31,088 cases (Range of valid codes: 0-776)

Data type: numeric
Missing-data codes: *--4
Columns: 267-269

CTSUPLC Q16-C Times used works at other home

31,088 cases (Range of valid codes: 0-468)

Data type: numeric
Missing-data codes: *--4
Columns: 270-272

CTSUPLD Q16-D Times used works at abandoned bldg

31,088 cases (Range of valid codes: 0-358)

Data type: numeric
Missing-data codes: *--4
Columns: 273-275

CTSUPLE **Q16-E Times used works in park/st/alley**

31,088 cases (Range of valid codes: 0-350)

Data type: numeric

Missing-data codes: *--4

Columns: 276-278

CTSUPLF **Q16-F Times used works in a car**

31,088 cases (Range of valid codes: 0-298)

Data type: numeric

Missing-data codes: *--4

Columns: 279-281

CTSUPLG Q16-G Times used works in bathroom, publ

PCT VALID	PCT ALL	N	VALUE	LABEL
96.0	20.9	6,497	0	
0.8	0.2	57	1	
0.8	0.2	52	2	
0.3	0.1	18	3	
0.3	0.1	19	4	
0.4	0.1	27	5	
0.1	0.0	5	6	
0.1	0.0	4	7	
0.1	0.0	5	8	
0.0	0.0	3	9	
0.5	0.1	32	10	
0.1	0.0	5	12	
0.1	0.0	5	15	
0.1	0.0	6	20	
0.1	0.0	6	25	
0.0	0.0	1	28	
0.0	0.0	2	30	
0.0	0.0	1	35	
0.0	0.0	2	40	
0.0	0.0	1	45	
0.0	0.0	1	46	
0.1	0.0	5	50	
0.0	0.0	2	60	
0.0	0.0	1	70	
0.0	0.0	1	73	
0.0	0.0	1	80	
0.0	0.0	2	100	
0.0	0.0	1	123	
0.0	0.0	1	150	
0.0	0.0	1	155	
0.0	0.0	1	330	
	77.8	24,200	-9	-9 = SKIP, INELIG, NA
	0.0	2	-8	-8 = REFUSED
	0.0	9	-7	-7 = DO NOT KNOW, UNSURE
	0.4	112	-5	-5 = SYSTEM MISSING

 100.0 100.0 31,088 cases

Data type: numeric
 Missing-data codes: *--4
 Columns: 282-284

CTSUPLH	Q16-H Times used works elsewhere?
----------------	--

31,088 cases (Range of valid codes: 0-282)

Data type: numeric

Missing-data codes: *--4

Columns: 285-287

CTCCRW	Q17 Times used supplies used by others
---------------	---

31,088 cases (Range of valid codes: 0-776)

Data type: numeric

Missing-data codes: *--4

Columns: 288-290

CEUAIDS	Q18 Ever used HIV positive works
----------------	---

PCT	PCT	N	VALUE	LABEL
VALID	ALL			
90.5	47.7	14,831	0	0=NO HIV WORKS
9.5	5.0	1,552	1	1=USED HIV WORKS
	44.7	13,890	-9	-9 = SKIP, INELIG, NA
	0.0	15	-8	-8 = REFUSED
	2.3	729	-7	-7 = DO NOT KNOW, UNSURE
	0.2	71	-5	-5 = SYSTEM MISSING
-----	-----	-----		
100.0	100.0	31,088	cases	

Data type: numeric

Missing-data codes: *--4

Columns: 291-292

CTGUN	Q19 Times gave used works to other
--------------	---

31,088 cases (Range of valid codes: 0-776)

Data type: numeric

Missing-data codes: *--4

Columns: 293-295

CTGUNA Q20-A Times gave works to spouse, lover

31,088 cases (Range of valid codes: 0-722)

Data type: numeric
Missing-data codes: *--4
Columns: 296-298

CTGUNB Q20-B Times gave works to sex partner

31,088 cases (Range of valid codes: 0-400)

Data type: numeric
Missing-data codes: *--4
Columns: 299-301

CTGUNC Q20-C Times gave works to relative

31,088 cases (Range of valid codes: 0-260)

Data type: numeric
Missing-data codes: *--4
Columns: 302-304

CTGUND Q20-D Times gave works to running buddy

31,088 cases (Range of valid codes: 0-600)

Data type: numeric
Missing-data codes: *--4
Columns: 305-307

CTGUNE Q20-E Times gave works to a friend

31,088 cases (Range of valid codes: 0-422)

Data type: numeric
Missing-data codes: *--4
Columns: 308-310

CTGUNF Q20-F Times gave works to drug seller

31,088 cases (Range of valid codes: 0-600)

Data type: numeric

Missing-data codes: *--4

Columns: 311-313

CTGUNG Q20-G Times gave works to a stranger

PCT VALID	PCT ALL	N	VALUE	LABEL
94.4	19.4	6,033	0	
1.6	0.3	103	1	
0.8	0.2	49	2	
0.6	0.1	39	3	
0.2	0.0	10	4	
0.7	0.1	46	5	
0.2	0.0	12	6	
0.1	0.0	6	7	
0.1	0.0	5	8	
0.4	0.1	23	10	
0.1	0.0	4	11	
0.1	0.0	5	12	
0.0	0.0	1	13	
0.2	0.0	12	15	
0.0	0.0	2	16	
0.2	0.0	12	20	
0.0	0.0	3	25	
0.0	0.0	1	27	
0.0	0.0	2	30	
0.0	0.0	2	35	
0.0	0.0	1	38	
0.0	0.0	3	40	
0.0	0.0	2	45	
0.0	0.0	1	49	
0.0	0.0	1	50	
0.0	0.0	1	51	
0.0	0.0	1	55	
0.0	0.0	1	58	
0.0	0.0	1	75	
0.0	0.0	2	90	
0.1	0.0	4	100	
0.0	0.0	1	120	
0.0	0.0	1	244	
	78.8	24,511	-9	-9 = SKIP, INELIG, NA
	0.0	1	-8	-8 = REFUSED
	0.1	41	-7	-7 = DO NOT KNOW, UNSURE
	0.5	145	-5	-5 = SYSTEM MISSING

 100.0 100.0 31,088 cases

Data type: numeric

Missing-data codes: *--4

Columns: 314-316

CTGUNH Q20-H Times gave works to acquaintance

31,088 cases (Range of valid codes: 0-776)

Data type: numeric
 Missing-data codes: *--4
 Columns: 317-319

CNSW30 Q21 Number of new works used, 30 days

31,088 cases (Range of valid codes: 0-776)

Data type: numeric
 Missing-data codes: *--4
 Columns: 320-322

CTOW30 Q21a Times reused own works

31,088 cases (Range of valid codes: 0-450)

Data type: numeric
 Missing-data codes: *--4
 Columns: 323-325

DUD48 Q22 Used drugs in the past 48 hours

PCT	PCT	N	VALUE	LABEL
VALID	ALL			
3.9	3.9	1,200	0	0=NO DRUGS 48 HRS
96.1	96.1	29,867	1	1=DRUGS 48 HOURS
	0.0	1	-8	-8 = REFUSED
	0.0	1	-7	-7 = DO NOT KNOW, UNSURE
	0.1	19	-5	-5 = SYSTEM MISSING
-----	-----	-----		
100.0	100.0	31,088		cases

Data type: numeric
 Missing-data codes: *--4
 Columns: 326-327

DUD48A	Q22a-A Used alcohol last 48 hours
--------	-----------------------------------

PCT	PCT	N	VALUE	LABEL
VALID	ALL			
38.1	36.6	11,371	0	0=NO ALCOHOL
61.9	59.4	18,480	1	1=USED ALCOHOL
	3.9	1,217	-9	-9 = SKIP, INELIG, NA
	0.0	2	-7	-7 = DO NOT KNOW, UNSURE
	0.1	18	-5	-5 = SYSTEM MISSING
-----	-----	-----		
100.0	100.0	31,088		cases

Data type: numeric
Missing-data codes: *--4
Columns: 328-329

DUD48B	Q22a-B Used marijuana last 48 hours
--------	-------------------------------------

PCT	PCT	N	VALUE	LABEL
VALID	ALL			
75.0	72.0	22,387	0	0=NO MARIJUANA
25.0	23.9	7,443	1	1=USED MARIJUANA
	3.9	1,218	-9	-9 = SKIP, INELIG, NA
	0.0	2	-7	-7 = DO NOT KNOW, UNSURE
	0.1	38	-5	-5 = SYSTEM MISSING
-----	-----	-----		
100.0	100.0	31,088		cases

Data type: numeric
Missing-data codes: *--4
Columns: 330-331

DUD48C Q22a-C Used crack last 48 hours

PCT VALID	PCT ALL	N	VALUE	LABEL
43.1	41.3	12,844	0	0=NO CRACK
56.9	54.6	16,984	1	1=USED CRACK
	3.9	1,214	-9	-9 = SKIP, INELIG, NA
	0.0	4	-7	-7 = DO NOT KNOW, UNSURE
	0.1	42	-5	-5 = SYSTEM MISSING
-----	-----	-----		
100.0	100.0	31,088	cases	

Data type: numeric
 Missing-data codes: *--4
 Columns: 332-333

DUD48D Q22a-D Used cocaine last 48 hours

PCT VALID	PCT ALL	N	VALUE	LABEL
72.7	69.7	21,678	0	0=NO COCAINE
27.3	26.2	8,144	1	1=USED COCAINE
	4.0	1,228	-9	-9 = SKIP, INELIG, NA
	0.0	1	-8	-8 = REFUSED
	0.0	1	-7	-7 = DO NOT KNOW, UNSURE
	0.1	36	-5	-5 = SYSTEM MISSING
-----	-----	-----		
100.0	100.0	31,088	cases	

Data type: numeric
 Missing-data codes: *--4
 Columns: 334-335

DUD48E	Q22a-E Used heroin last 48 hours
--------	----------------------------------

PCT	PCT	N	VALUE	LABEL
VALID	ALL			
64.9	62.3	19,359	0	0=NO HEROIN
35.1	33.6	10,460	1	1=USED HEROIN
	3.9	1,225	-9	-9 = SKIP, INELIG, NA
	0.0	1	-7	-7 = DO NOT KNOW, UNSURE
	0.1	43	-5	-5 = SYSTEM MISSING
-----	-----	-----		
100.0	100.0	31,088		cases

Data type: numeric
 Missing-data codes: *--4
 Columns: 336-337

DUD48F	Q22a-F Used speedball last 48 hours
--------	-------------------------------------

PCT	PCT	N	VALUE	LABEL
VALID	ALL			
84.7	81.2	25,254	0	0=NO SPEEDBALL
15.3	14.6	4,553	1	1=USED SPEEDBALL
	4.0	1,228	-9	-9 = SKIP, INELIG, NA
	0.2	53	-5	-5 = SYSTEM MISSING
-----	-----	-----		
100.0	100.0	31,088		cases

Data type: numeric
 Missing-data codes: *--4
 Columns: 338-339

DUD48G	Q22a-G Used methadone-nonpr last 48 hrs
--------	---

PCT	PCT	N	VALUE	LABEL
VALID	ALL			
98.2	94.2	29,291	0	0=NO METHADONE
1.8	1.7	524	1	1=USED METHADONE
	4.0	1,229	-9	-9 = SKIP, INELIG, NA
	0.1	44	-5	-5 = SYSTEM MISSING
-----	-----	-----		
100.0	100.0	31,088		cases

Data type: numeric
 Missing-data codes: *--4
 Columns: 340-341

DUD48H Q22a-H Used other opiates last 48 hours

PCT VALID	PCT ALL	N	VALUE	LABEL
97.7	93.7	29,135	0	0=NO OTHER OP.
2.3	2.2	683	1	1=USED OTHER OP.
	3.9	1,227	-9	-9 = SKIP, INELIG, NA
	0.1	43	-5	-5 = SYSTEM MISSING
-----	-----	-----		
100.0	100.0	31,088		cases

Data type: numeric
 Missing-data codes: *--4
 Columns: 342-343

DUD48I Q22a-I Used amphetamines last 48 hours

PCT VALID	PCT ALL	N	VALUE	LABEL
97.7	93.7	29,141	0	0=NO AMPHETAMINES
2.3	2.2	681	1	1=USED AMPHET.
	3.9	1,224	-9	-9 = SKIP, INELIG, NA
	0.1	42	-5	-5 = SYSTEM MISSING
-----	-----	-----		
100.0	100.0	31,088		cases

Data type: numeric
 Missing-data codes: *--4
 Columns: 344-345

DUD48J Q22a-J Used other drugs last 48 hours

PCT VALID	PCT ALL	N	VALUE	LABEL
97.7	93.7	29,122	0	0=NO OTHER DRUGS
2.3	2.2	693	1	1=USED OTHER DRUGS
	3.9	1,225	-9	-9 = SKIP, INELIG, NA
	0.2	48	-5	-5 = SYSTEM MISSING
-----	-----	-----		
100.0	100.0	31,088		cases

Data type: numeric
 Missing-data codes: *--4
 Columns: 346-347

DUDIN48	Q22b Injected drugs in the last 48 hrs
---------	--

PCT	PCT	N	VALUE	LABEL
VALID	ALL			
53.3	51.2	15,925	0	0=NO INJECT 48 HRS
46.7	44.8	13,938	1	1=INJECTED 48 HRS
	3.9	1,211	-9	-9 = SKIP, INELIG, NA
	0.0	1	-7	-7 = DO NOT KNOW, UNSURE
	0.0	13	-5	-5 = SYSTEM MISSING
-----	-----	-----		
100.0	100.0	31,088		cases

Data type: numeric
Missing-data codes: *--4
Columns: 348-349

DSUNS48	Q22c Shot up with used works?
---------	-------------------------------

PCT	PCT	N	VALUE	LABEL
VALID	ALL			
77.0	34.5	10,718	0	0=NO, OWN NEEDLE
23.0	10.3	3,193	1	1=USED NEEDLE
	55.1	17,144	-9	-9 = SKIP, INELIG, NA
	0.0	14	-7	-7 = DO NOT KNOW, UNSURE
	0.1	19	-5	-5 = SYSTEM MISSING
-----	-----	-----		
100.0	100.0	31,088		cases

Data type: numeric
Missing-data codes: *--4
Columns: 350-351

DSUCL48	Q22d Cleaned used works with anything?
----------------	---

PCT	PCT	N	VALUE	LABEL
VALID	ALL			
13.3	1.4	422	0	0=NO, NOT CLEANED
86.7	8.8	2,744	1	1=CLEANED WORKS
	89.7	27,880	-9	-9 = SKIP, INELIG, NA
	0.0	7	-7	-7 = DO NOT KNOW, UNSURE
	0.1	35	-5	-5 = SYSTEM MISSING
-----	-----	-----		
100.0	100.0	31,088		cases

Data type: numeric
Missing-data codes: *--4
Columns: 352-353

DSUNG48	Q22e Shot up & gave works to other?
----------------	--

PCT	PCT	N	VALUE	LABEL
VALID	ALL			
78.9	35.3	10,974	0	0=NO, KEPT NEEDLE
21.1	9.4	2,928	1	1=YES, GAVE NEEDLE
	55.1	17,141	-9	-9 = SKIP, INELIG, NA
	0.1	19	-7	-7 = DO NOT KNOW, UNSURE
	0.1	26	-5	-5 = SYSTEM MISSING
-----	-----	-----		
100.0	100.0	31,088		cases

Data type: numeric
Missing-data codes: *--4
Columns: 354-355

DSUSN48	Q22f Shot up with sterile works?
---------	----------------------------------

PCT	PCT	N	VALUE	LABEL
VALID	ALL			
28.8	12.9	3,999	0	0=NO, DIRTY WORKS
71.2	31.8	9,882	1	1=STERILE WORKS
	55.1	17,136	-9	-9 = SKIP, INELIG, NA
	0.0	13	-7	-7 = DO NOT KNOW, UNSURE
	0.2	58	-5	-5 = SYSTEM MISSING
-----	-----	-----		
100.0	100.0	31,088		cases

Data type: numeric
 Missing-data codes: *--4
 Columns: 356-357

EDT	Q23 Ever been in drug treatment, detox?
-----	---

PCT	PCT	N	VALUE	LABEL
VALID	ALL			
45.7	45.7	14,212	0	0=NO TX OR DETOX
54.3	54.2	16,857	1	1=YES, DETOX OR TX
	0.0	1	-7	-7 = DO NOT KNOW, UNSURE
	0.1	18	-5	-5 = SYSTEM MISSING
-----	-----	-----		
100.0	100.0	31,088		cases

Data type: numeric
 Missing-data codes: *--4
 Columns: 358-359

EDTA	Q23a-A Ever in methadone detoxification?
-------------	---

PCT	PCT	N	VALUE	LABEL
VALID	ALL			
74.8	40.5	12,585	0	0=NO METH. DETOX
25.2	13.7	4,248	1	1=METHADONE DETOX
	45.7	14,213	-9	-9 = SKIP, INELIG, NA
	0.0	1	-8	-8 = REFUSED
	0.0	1	-7	-7 = DO NOT KNOW, UNSURE
	0.1	40	-5	-5 = SYSTEM MISSING
-----	-----	-----		
100.0	100.0	31,088		cases

Data type: numeric
 Missing-data codes: *--4
 Columns: 360-361

EDTWA	Q23b-A Weeks in methadone detoxification
--------------	---

31,088 cases (Range of valid codes: 0-780)

Data type: numeric
 Missing-data codes: *--4
 Columns: 362-364

XYEDTYRA	Age at last methadone detox
-----------------	------------------------------------

31,088 cases (Range of valid codes: 10-68)

Data type: numeric
 Missing-data codes: *--4
 Columns: 365-366

EDT30A	Q23d-A Days in methadone detox last 30
--------	--

PCT	PCT	N	VALUE	LABEL
VALID	ALL			
98.8	8.1	2,510	0	
0.0	0.0	1	1	
0.0	0.0	1	2	
0.0	0.0	1	3	
0.0	0.0	1	4	
0.1	0.0	3	5	
0.1	0.0	2	10	
0.1	0.0	2	14	
0.1	0.0	2	15	
0.1	0.0	2	17	
0.1	0.0	2	18	
0.5	0.0	13	21	
0.0	0.0	1	28	
	91.6	28,476	-9	-9 = SKIP, INELIG, NA
	0.0	1	-8	-8 = REFUSED
	0.0	2	-7	-7 = DO NOT KNOW, UNSURE
	0.2	68	-5	-5 = SYSTEM MISSING
-----	-----	-----		
100.0	100.0	31,088	cases	

Data type: numeric
Missing-data codes: *--4
Columns: 367-368

EDTB	Q23a-B Ever in methadone maintenance?
------	---------------------------------------

PCT	PCT	N	VALUE	LABEL
VALID	ALL			
74.8	40.5	12,596	0	0=NO METH. MAINT.
25.2	13.6	4,240	1	1=METHADONE MAINT.
	45.7	14,215	-9	-9 = SKIP, INELIG, NA
	0.0	1	-8	-8 = REFUSED
	0.1	36	-5	-5 = SYSTEM MISSING
-----	-----	-----		
100.0	100.0	31,088	cases	

Data type: numeric
Missing-data codes: *--4
Columns: 369-370

EDTWB Q23b-B Weeks in methadone maintenance

31,088 cases (Range of valid codes: 0-998)

Data type: numeric
 Missing-data codes: *--4
 Columns: 371-373

XYEDTYRB Age at last methadone maint

31,088 cases (Range of valid codes: 4-75)

Data type: numeric
 Missing-data codes: *--4
 Columns: 374-375

EDT30B Q23d-B Days in methadone maint. last 30

PCT	PCT	N	VALUE	LABEL
VALID	ALL			
99.2	7.5	2,341	0	
0.0	0.0	1	2	
0.0	0.0	1	5	
0.0	0.0	1	14	
0.7	0.1	17	30	
	92.2	28,667	-9	-9 = SKIP, INELIG, NA
	0.0	3	-7	-7 = DO NOT KNOW, UNSURE
	0.2	57	-5	-5 = SYSTEM MISSING

 100.0 100.0 31,088 cases

Data type: numeric
 Missing-data codes: *--4
 Columns: 376-377

EDTC	Q23a-C Ever in outpatient drug free?
-------------	---

PCT	PCT	N	VALUE	LABEL
VALID	ALL			
75.9	41.1	12,780	0	0=NO OUTPT DF
24.1	13.0	4,056	1	1=OUTPT DRUG-FREE
	45.7	14,215	-9	-9 = SKIP, INELIG, NA
	0.0	1	-7	-7 = DO NOT KNOW, UNSURE
	0.1	36	-5	-5 = SYSTEM MISSING
-----	-----	-----		
100.0	100.0	31,088	cases	

Data type: numeric
 Missing-data codes: *--4
 Columns: 378-379

EDTWC	Q23b-C Weeks in outpatient drug free
--------------	---

31,088 cases (Range of valid codes: 0-560)

Data type: numeric
 Missing-data codes: *--4
 Columns: 380-382

XYEDTYRC	Age at last outpat. drug-free
-----------------	--------------------------------------

31,088 cases (Range of valid codes: 9-67)

Data type: numeric
 Missing-data codes: *--4
 Columns: 383-384

EDT30C Q23d-C Days in outpat. drug free last 30

PCT	PCT	N	VALUE	LABEL
VALID	ALL			
99.4	7.5	2,342	0	
0.1	0.0	2	2	
0.2	0.0	4	4	
0.0	0.0	1	14	
0.0	0.0	1	22	
0.0	0.0	1	25	
0.2	0.0	4	30	
	92.2	28,667	-9	-9 = SKIP, INELIG, NA
	0.0	3	-7	-7 = DO NOT KNOW, UNSURE
	0.2	63	-5	-5 = SYSTEM MISSING
-----	-----	-----		
100.0	100.0	31,088	cases	

Data type: numeric
 Missing-data codes: *--4
 Columns: 385-386

EDTD Q23a-D Ever in residential treatment?

PCT	PCT	N	VALUE	LABEL
VALID	ALL			
42.0	22.8	7,083	0	0=NO RESID. TX
58.0	31.4	9,762	1	1=RESIDENTIAL TX
	45.7	14,215	-9	-9 = SKIP, INELIG, NA
	0.1	28	-5	-5 = SYSTEM MISSING
-----	-----	-----		
100.0	100.0	31,088	cases	

Data type: numeric
 Missing-data codes: *--4
 Columns: 387-388

EDTWD Q23b-D Weeks in residential treatment

31,088 cases (Range of valid codes: 0-769)

Data type: numeric
 Missing-data codes: *--4
 Columns: 389-391

XYEDTYRD Age at last residential tx

31,088 cases (Range of valid codes: 7-78)

Data type: numeric

Missing-data codes: *--4

Columns: 392-393

EDT30D Q23d-D Days in residential tx last 30

PCT	PCT	N	VALUE	LABEL
VALID	ALL			
99.7	17.6	5,482	0	
0.0	0.0	1	1	
0.0	0.0	1	2	
0.0	0.0	1	4	
0.0	0.0	2	5	
0.0	0.0	1	7	
0.0	0.0	1	8	
0.0	0.0	1	11	
0.0	0.0	2	14	
0.0	0.0	1	18	
0.0	0.0	1	23	
0.1	0.0	6	30	
0.0	0.0	1	98	
	81.9	25,455	-9	-9 = SKIP, INELIG, NA
	0.0	3	-7	-7 = DO NOT KNOW, UNSURE
	0.4	129	-5	-5 = SYSTEM MISSING
-----	-----	-----		
100.0	100.0	31,088	cases	

Data type: numeric

Missing-data codes: *--4

Columns: 394-395

EDTE	Q23a-E Ever in prison jail treatment
-------------	---

PCT	PCT	N	VALUE	LABEL
VALID	ALL			
87.9	47.6	14,797	0	0=NO PRIS-JAIL TX
12.1	6.5	2,032	1	1=PRISON-JAIL TX
	45.7	14,217	-9	-9 = SKIP, INELIG, NA
	0.0	2	-8	-8 = REFUSED
	0.1	40	-5	-5 = SYSTEM MISSING
-----	-----	-----		
100.0	100.0	31,088		cases

Data type: numeric
 Missing-data codes: *--4
 Columns: 396-397

EDTWE	Q23b-E Weeks in prison jail treatment
--------------	--

31,088 cases (Range of valid codes: 0-750)

Data type: numeric
 Missing-data codes: *--4
 Columns: 398-400

XYEDTYRE	Age at last prison time
-----------------	--------------------------------

31,088 cases (Range of valid codes: 8-66)

Data type: numeric
 Missing-data codes: *--4
 Columns: 401-402

EDT30E	Q23d-E Days in prison jail tx last 30
---------------	--

PCT	PCT	N	VALUE	LABEL
VALID	ALL			
100.0	4.0	1,230	0	
	95.9	29,825	-9	-9 = SKIP, INELIG, NA
	0.0	1	-7	-7 = DO NOT KNOW, UNSURE
	0.1	32	-5	-5 = SYSTEM MISSING
-----	-----	-----		
100.0	100.0	31,088	cases	

Data type: numeric
 Missing-data codes: *--4
 Columns: 403-404

EDTF	Q23a-F Ever in other drug treatment?
-------------	---

PCT	PCT	N	VALUE	LABEL
VALID	ALL			
85.2	46.1	14,332	0	0=NO TX OR DETOX
14.8	8.0	2,489	1	1=YES, DETOX OR TX
	45.7	14,216	-9	-9 = SKIP, INELIG, NA
	0.2	51	-5	-5 = SYSTEM MISSING
-----	-----	-----		
100.0	100.0	31,088	cases	

Data type: numeric
 Missing-data codes: *--4
 Columns: 405-406

EDTWF	Q23b-F Weeks in other drug treatment
--------------	---

31,088 cases (Range of valid codes: 0-520)

Data type: numeric
 Missing-data codes: *--4
 Columns: 407-409

XYEDTYRF	Age at last other drug treatment
-----------------	---

31,088 cases (Range of valid codes: 8-76)

Data type: numeric
 Missing-data codes: *--4
 Columns: 410-411

EDT30F Q23d-F Days in other drug tx last 30

PCT	PCT	N	VALUE	LABEL
VALID	ALL			
98.9	4.5	1,401	0	
0.1	0.0	2	1	
0.1	0.0	2	3	
0.1	0.0	2	4	
0.1	0.0	2	5	
0.1	0.0	1	7	
0.1	0.0	2	8	
0.1	0.0	1	10	
0.1	0.0	1	14	
0.1	0.0	1	21	
0.1	0.0	2	30	
	95.3	29,615	-9	-9 = SKIP, INELIG, NA
	0.0	3	-7	-7 = DO NOT KNOW, UNSURE
	0.2	53	-5	-5 = SYSTEM MISSING
-----	-----	-----		
100.0	100.0	31,088	cases	

Data type: numeric
 Missing-data codes: *--4
 Columns: 412-413

ENODT Q24 Tried but unable to get treatment?

PCT	PCT	N	VALUE	LABEL
VALID	ALL			
84.5	84.4	26,223	0	0=NO TRY
15.5	15.5	4,828	1	1=TRIED BUT UNABLE
	0.0	4	-7	-7 = DO NOT KNOW, UNSURE
	0.1	33	-5	-5 = SYSTEM MISSING
-----	-----	-----		
100.0	100.0	31,088	cases	

Data type: numeric
 Missing-data codes: *--4
 Columns: 414-415

ENODTT Q24a Times unable to get treatment

PCT VALID	PCT ALL	N	VALUE	LABEL
1.0	0.2	48	0	
43.7	6.5	2,035	1	
23.2	3.5	1,083	2	
12.6	1.9	588	3	
6.3	0.9	293	4	
4.4	0.7	204	5	
2.2	0.3	103	6	
1.1	0.2	50	7	
0.7	0.1	31	8	
0.2	0.0	10	9	
1.9	0.3	89	10	
0.5	0.1	25	12	
0.0	0.0	1	13	
0.0	0.0	2	14	
0.3	0.0	15	15	
0.1	0.0	4	16	
0.0	0.0	1	17	
0.0	0.0	1	19	
0.7	0.1	33	20	
0.0	0.0	1	21	
0.1	0.0	4	24	
0.1	0.0	3	25	
0.0	0.0	1	26	
0.0	0.0	2	28	
0.3	0.1	16	30	
0.0	0.0	1	37	
0.0	0.0	2	40	
0.0	0.0	1	44	
0.1	0.0	4	50	
0.0	0.0	1	55	
0.1	0.0	3	60	
0.0	0.0	2	70	
0.0	0.0	2	76	
0.0	0.0	1	90	
	84.4	26,251	-9	-9 = SKIP, INELIG, NA
	0.1	42	-7	-7 = DO NOT KNOW, UNSURE
	0.4	135	-5	-5 = SYSTEM MISSING

 100.0 100.0 31,088 cases

Data type: numeric
 Missing-data codes: *--4
 Columns: 416-417

ENODTA Q24b-A Unable because not qualify

PCT	PCT	N	VALUE	LABEL
VALID	ALL			
84.6	13.1	4,063	0	0=NOT MENTIONED
15.4	2.4	740	1	1=DID NOT QUALIFY
	84.4	26,251	-9	-9 = SKIP, INELIG, NA
	0.0	1	-8	-8 = REFUSED
	0.0	3	-7	-7 = DO NOT KNOW, UNSURE
	0.1	30	-5	-5 = SYSTEM MISSING
-----	-----	-----		
100.0	100.0	31,088	cases	

Data type: numeric
 Missing-data codes: *--4
 Columns: 418-419

ENODTB Q24b-B Unable because not enough money

PCT	PCT	N	VALUE	LABEL
VALID	ALL			
77.9	12.0	3,743	0	0=NOT MENTIONED
22.1	3.4	1,060	1	1=NOT ENOUGH MONEY
	84.4	26,252	-9	-9 = SKIP, INELIG, NA
	0.0	1	-8	-8 = REFUSED
	0.0	2	-7	-7 = DO NOT KNOW, UNSURE
	0.1	30	-5	-5 = SYSTEM MISSING
-----	-----	-----		
100.0	100.0	31,088	cases	

Data type: numeric
 Missing-data codes: *--4
 Columns: 420-421

ENODTC	Q24b-C Unable because no room, wait list
--------	--

PCT	PCT	N	VALUE	LABEL
VALID	ALL			
56.6	8.7	2,716	0	0=NOT MENTIONED
43.4	6.7	2,086	1	1=NO ROOM/WAIT LST
	84.4	26,252	-9	-9 = SKIP, INELIG, NA
	0.0	1	-8	-8 = REFUSED
	0.0	2	-7	-7 = DO NOT KNOW, UNSURE
	0.1	31	-5	-5 = SYSTEM MISSING
-----	-----	-----		
100.0	100.0	31,088	cases	

Data type: numeric
Missing-data codes: *--4
Columns: 422-423

ENODTD	Q24b-D Unable because not take women
--------	--------------------------------------

PCT	PCT	N	VALUE	LABEL
VALID	ALL			
98.9	15.1	4,709	0	0=NOT MENTIONED
1.1	0.2	53	1	1=NO WOMEN/KIDS
	84.4	26,253	-9	-9 = SKIP, INELIG, NA
	0.0	1	-8	-8 = REFUSED
	0.0	1	-7	-7 = DO NOT KNOW, UNSURE
	0.2	71	-5	-5 = SYSTEM MISSING
-----	-----	-----		
100.0	100.0	31,088	cases	

Data type: numeric
Missing-data codes: *--4
Columns: 424-425

ENODTE Q24b-E Got appointment - no follow thru

PCT	PCT	N	VALUE	LABEL
VALID	ALL			
77.9	12.0	3,741	0	0=NOT MENTIONED
22.1	3.4	1,061	1	1=APPT, NO FOLLOW
	84.4	26,252	-9	-9 = SKIP, INELIG, NA
	0.0	1	-8	-8 = REFUSED
	0.0	1	-7	-7 = DO NOT KNOW, UNSURE
	0.1	32	-5	-5 = SYSTEM MISSING
-----	-----	-----		
100.0	100.0	31,088	cases	

Data type: numeric
 Missing-data codes: *--4
 Columns: 426-427

ENODTF Q24b-F Went to jail before program start

PCT	PCT	N	VALUE	LABEL
VALID	ALL			
98.0	15.1	4,702	0	0=NOT MENTIONED
2.0	0.3	98	1	1=JAIL BEF. START
	84.4	26,252	-9	-9 = SKIP, INELIG, NA
	0.0	1	-8	-8 = REFUSED
	0.0	1	-7	-7 = DO NOT KNOW, UNSURE
	0.1	34	-5	-5 = SYSTEM MISSING
-----	-----	-----		
100.0	100.0	31,088	cases	

Data type: numeric
 Missing-data codes: *--4
 Columns: 428-429

ENODTG	Q24b-G Unable for other reason			
--------	--------------------------------	--	--	--

PCT	PCT	N	VALUE	LABEL
VALID	ALL			
79.5	12.3	3,821	0	0=NOT MENTIONED
20.5	3.2	984	1	1=OTHER REASON
	84.4	26,252	-9	-9 = SKIP, INELIG, NA
	0.0	1	-8	-8 = REFUSED
	0.0	1	-7	-7 = DO NOT KNOW, UNSURE
	0.1	29	-5	-5 = SYSTEM MISSING
-----	-----	-----		
100.0	100.0	31,088	cases	

Data type: numeric
Missing-data codes: *--4
Columns: 430-431

FDASEX Q25 Days had sex in the last 30 days

PCT VALID	PCT ALL	N	VALUE	LABEL
24.9	24.9	7,727	0	
6.8	6.7	2,098	1	
8.6	8.6	2,664	2	
6.7	6.7	2,081	3	
5.8	5.7	1,785	4	
6.1	6.1	1,904	5	
3.0	3.0	921	6	
2.2	2.2	689	7	
2.5	2.5	766	8	
0.4	0.4	133	9	
6.5	6.5	2,025	10	
0.2	0.2	51	11	
2.0	2.0	623	12	
0.2	0.2	62	13	
0.8	0.8	239	14	
6.2	6.2	1,936	15	
0.5	0.5	148	16	
0.3	0.3	79	17	
0.4	0.4	120	18	
0.1	0.1	39	19	
5.3	5.3	1,651	20	
0.3	0.3	96	21	
0.2	0.2	70	22	
0.2	0.2	58	23	
0.2	0.2	63	24	
1.8	1.8	557	25	
0.3	0.3	105	26	
0.4	0.4	124	27	
0.7	0.7	210	28	
0.2	0.2	62	29	
6.2	6.2	1,917	30	
	0.0	15	-8	-8 = REFUSED
	0.1	36	-7	-7 = DO NOT KNOW, UNSURE
	0.1	34	-5	-5 = SYSTEM MISSING

 100.0 100.0 31,088 cases

Data type: numeric
 Missing-data codes: *--4
 Columns: 432-433

FSEXPF	Q28 No of female sex partners
---------------	--------------------------------------

31,088 cases (Range of valid codes: 0-660)

Data type: numeric

Missing-data codes: *--4

Columns: 434-436

FSEXPSU	Q27 No of sex partners who used drug
----------------	---

31,088 cases (Range of valid codes: 0-300)

Data type: numeric

Missing-data codes: *--4

Columns: 437-439

FSEXPF	Q28 No of female sex partners
---------------	--------------------------------------

PCT VALID	PCT ALL	N	VALUE	LABEL
25.0	24.9	7,749	0	0 = 0
31.8	31.7	9,865	1	
8.2	8.1	2,532	2	
4.1	4.1	1,268	3	
1.9	1.9	601	4	
1.2	1.2	383	5	
0.8	0.8	240	6	
0.4	0.4	131	7	
0.3	0.3	94	8	
0.1	0.1	27	9	
0.5	0.5	164	10	
0.5	0.5	144	11	11 = 11-19
0.2	0.2	65	20	20 = 20-29
25.1	25.0	7,776	30	
	0.2	49	-5	-5=SYSTEM MISSING
-----	-----	-----		
100.0	100.0	31,088	cases	

Data type: numeric

Missing-data codes: *--4

Columns: 440-441

FSEXPM **Q29 No of male sex partners**

PCT	PCT	N	VALUE	LABEL
VALID	ALL			
48.9	48.8	15,185	0	0 = 0
16.2	16.2	5,022	1	
3.6	3.6	1,130	2	
1.8	1.8	546	3	
0.7	0.7	224	4	
0.7	0.7	212	5	
0.3	0.3	94	6	
0.2	0.2	68	7	
0.1	0.1	46	8	
0.1	0.1	18	9	
0.5	0.5	158	10	
0.4	0.4	134	11	11 = 11-19
0.4	0.4	111	20	20 = 20-29
26.2	26.2	8,130	30	
	0.0	10	-5	-5=SYSTEM MISSING
-----	-----	-----		
100.0	100.0	31,088	cases	

Data type: numeric
 Missing-data codes: *--4
 Columns: 442-443

FMFPV **Q30 (M-F) Times your penis in her vagina**

31,088 cases (Range of valid codes: 0-333)

Data type: numeric
 Missing-data codes: *--4
 Columns: 444-446

FMFPVL **Q30a(M-F) Times penis-vagina with condom**

31,088 cases (Range of valid codes: 0-333)

Data type: numeric
 Missing-data codes: *--4
 Columns: 447-449

FMFPM **Q31 (M-F) Times your penis in her mouth**

31,088 cases (Range of valid codes: 0-240)

Data type: numeric

Missing-data codes: *--4

Columns: 450-452

FMFPL **Q31a(M-F) Times penis-mouth with condom**

31,088 cases (Range of valid codes: 0-300)

Data type: numeric

Missing-data codes: *--4

Columns: 453-455

FMFMV **Q32 (M-F) Times your mouth on her vagina**

31,088 cases (Range of valid codes: 0-270)

Data type: numeric

Missing-data codes: *--4

Columns: 456-458

FMFMVL **Q32a(M-F) Times mouth-vagina with barr.**

PCT VALID	PCT ALL	N	VALUE	LABEL
96.7	16.2	5,027	0	
0.9	0.1	46	1	
0.7	0.1	35	2	
0.2	0.0	12	3	
0.2	0.0	12	4	
0.2	0.0	12	5	
0.1	0.0	3	6	
0.1	0.0	4	7	
0.1	0.0	3	8	
0.0	0.0	1	9	
0.3	0.1	16	10	
0.1	0.0	3	11	
0.1	0.0	3	12	
0.0	0.0	1	14	
0.1	0.0	6	15	
0.0	0.0	1	16	
0.0	0.0	1	18	
0.0	0.0	1	19	
0.1	0.0	4	20	
0.0	0.0	1	26	
0.0	0.0	2	30	
0.0	0.0	1	60	
0.0	0.0	1	87	
0.0	0.0	1	88	
0.0	0.0	1	100	
	52.3	16,250	-9	-9 = SKIP, INELIG, NA
	0.0	10	-7	-7 = DO NOT KNOW, UNSURE
	30.8	9,572	-6	-6 = NOT APPLIC
	0.2	58	-5	-5 = SYSTEM MISSING

 100.0 100.0 31,088 cases

Data type: numeric
 Missing-data codes: *--4
 Columns: 459-461

FMFPA **Q33 (M-F) Times your penis in her anus**

31,088 cases (Range of valid codes: 0-150)

Data type: numeric
 Missing-data codes: *--4
 Columns: 462-464

FMFPAL	Q33a(M-F) Times penis-anus with condom			
--------	--	--	--	--

PCT	PCT	N	VALUE	LABEL
VALID	ALL			
76.5	3.3	1,022	0	
8.5	0.4	114	1	
6.1	0.3	81	2	
2.5	0.1	33	3	
1.8	0.1	24	4	
1.4	0.1	19	5	
0.4	0.0	6	6	
0.2	0.0	3	7	
0.1	0.0	1	8	
0.5	0.0	7	10	
0.1	0.0	2	12	
0.1	0.0	1	14	
0.4	0.0	5	15	
0.1	0.0	1	18	
0.5	0.0	7	20	
0.1	0.0	2	22	
0.1	0.0	1	25	
0.1	0.0	1	27	
0.3	0.0	4	30	
0.1	0.0	1	90	
0.1	0.0	1	100	
	64.7	20,129	-9	-9 = SKIP, INELIG, NA
	0.0	2	-7	-7 = DO NOT KNOW, UNSURE
	30.8	9,572	-6	-6 = NOT APPLIC
	0.2	49	-5	-5 = SYSTEM MISSING
-----	-----	-----		
100.0	100.0	31,088	cases	

Data type: numeric
Missing-data codes: *--4
Columns: 465-467

FMBFPV

Q34 (M-BF) Times your penis in her vag.

PCT VALID	PCT ALL	N	VALUE	LABEL
4.2	0.0	8	0	
10.1	0.1	19	1	
13.2	0.1	25	2	
11.1	0.1	21	3	
6.3	0.0	12	4	
3.7	0.0	7	5	
6.3	0.0	12	6	
4.2	0.0	8	7	
3.7	0.0	7	8	
3.2	0.0	6	9	
4.8	0.0	9	10	
2.1	0.0	4	12	
2.1	0.0	4	14	
5.3	0.0	10	15	
0.5	0.0	1	16	
0.5	0.0	1	17	
0.5	0.0	1	19	
2.1	0.0	4	20	
0.5	0.0	1	22	
0.5	0.0	1	23	
1.1	0.0	2	24	
1.6	0.0	3	25	
1.1	0.0	2	27	
4.8	0.0	9	30	
0.5	0.0	1	36	
0.5	0.0	1	50	
2.1	0.0	4	60	
0.5	0.0	1	80	
0.5	0.0	1	90	
0.5	0.0	1	100	
0.5	0.0	1	120	
0.5	0.0	1	150	
0.5	0.0	1	380	
	68.6	21,322	-9	-9 = SKIP, INELIG, NA
	0.0	1	-8	-8 = REFUSED
	30.8	9,570	-6	-6 = NOT APPLIC
	0.0	6	-5	-5 = SYSTEM MISSING
-----	-----	-----		
100.0	100.0	31,088	cases	

Data type: numeric
 Missing-data codes: *--4
 Columns: 468-470

FMBFPVL	Q34a(M-BF) Times penis-vagina with condm
---------	--

PCT	PCT	N	VALUE	LABEL
VALID	ALL			
63.9	0.4	115	0	
10.0	0.1	18	1	
4.4	0.0	8	2	
3.9	0.0	7	3	
1.7	0.0	3	4	
1.1	0.0	2	5	
2.8	0.0	5	6	
2.2	0.0	4	7	
0.6	0.0	1	8	
0.6	0.0	1	9	
1.7	0.0	3	10	
0.6	0.0	1	12	
0.6	0.0	1	14	
1.7	0.0	3	15	
0.6	0.0	1	20	
0.6	0.0	1	21	
1.7	0.0	3	30	
0.6	0.0	1	45	
0.6	0.0	1	50	
0.6	0.0	1	150	
	68.6	21,333	-9	-9 = SKIP, INELIG, NA
	30.8	9,568	-6	-6 = NOT APPLIC
	0.0	7	-5	-5 = SYSTEM MISSING
-----	-----	-----		
100.0	100.0	31,088	cases	

Data type: numeric
Missing-data codes: *--4
Columns: 471-473

FMBFPM Q35 (M-BF) Times your penis in her mouth

PCT	PCT	N	VALUE	LABEL
VALID	ALL			
23.9	0.1	45	0	
8.5	0.1	16	1	
11.2	0.1	21	2	
11.7	0.1	22	3	
6.4	0.0	12	4	
4.3	0.0	8	5	
6.9	0.0	13	6	
2.1	0.0	4	7	
1.6	0.0	3	8	
1.6	0.0	3	9	
5.3	0.0	10	10	
0.5	0.0	1	13	
0.5	0.0	1	14	
4.3	0.0	8	15	
0.5	0.0	1	16	
0.5	0.0	1	19	
2.1	0.0	4	20	
1.1	0.0	2	23	
0.5	0.0	1	24	
1.1	0.0	2	25	
2.1	0.0	4	30	
1.1	0.0	2	60	
0.5	0.0	1	90	
0.5	0.0	1	100	
0.5	0.0	1	150	
0.5	0.0	1	240	
	68.6	21,323	-9	-9 = SKIP, INELIG, NA
	0.0	1	-8	-8 = REFUSED
	30.8	9,569	-6	-6 = NOT APPLIC
	0.0	7	-5	-5 = SYSTEM MISSING

 100.0 100.0 31,088 cases

Data type: numeric
 Missing-data codes: *--4
 Columns: 474-476

FMBFPML

Q35a(M-BF) Times penis-mouth with condom

PCT	PCT	N	VALUE	LABEL
VALID	ALL			
87.4	0.4	125	0	
4.9	0.0	7	1	
2.8	0.0	4	2	
1.4	0.0	2	4	
0.7	0.0	1	6	
1.4	0.0	2	7	
0.7	0.0	1	10	
0.7	0.0	1	150	
	68.7	21,370	-9	-9 = SKIP, INELIG, NA
	30.8	9,568	-6	-6 = NOT APPLIC
	0.0	7	-5	-5 = SYSTEM MISSING
-----	-----	-----		
100.0	100.0	31,088	cases	

Data type: numeric
Missing-data codes: *--4
Columns: 477-479

FMBFMV

Q36 (M-BF) Times your mouth on her vag.

PCT	PCT	N	VALUE	LABEL
VALID	ALL			
43.9	0.3	83	0	
9.5	0.1	18	1	
10.6	0.1	20	2	
8.5	0.1	16	3	
4.8	0.0	9	4	
3.2	0.0	6	5	
3.2	0.0	6	6	
2.1	0.0	4	7	
0.5	0.0	1	8	
0.5	0.0	1	9	
1.1	0.0	2	10	
0.5	0.0	1	11	
1.1	0.0	2	12	
1.6	0.0	3	15	
1.1	0.0	2	16	
2.1	0.0	4	20	
0.5	0.0	1	24	
0.5	0.0	1	25	
1.1	0.0	2	30	
0.5	0.0	1	50	
0.5	0.0	1	60	
0.5	0.0	1	70	
0.5	0.0	1	90	
0.5	0.0	1	100	
0.5	0.0	1	120	
0.5	0.0	1	150	
	68.6	21,323	-9	-9 = SKIP, INELIG, NA
	0.0	1	-8	-8 = REFUSED
	30.8	9,569	-6	-6 = NOT APPLIC
	0.0	6	-5	-5 = SYSTEM MISSING

 100.0 100.0 31,088 cases

Data type: numeric
 Missing-data codes: *--4
 Columns: 480-482

FMBFMVL	Q36a(M-BF) Times mouth-vagina with barr.
----------------	---

PCT	PCT	N	VALUE	LABEL
VALID	ALL			
96.2	0.3	102	0	
2.8	0.0	3	1	
0.9	0.0	1	4	
	68.9	21,408	-9	-9 = SKIP, INELIG, NA
	30.8	9,568	-6	-6 = NOT APPLIC
	0.0	6	-5	-5 = SYSTEM MISSING
-----	-----	-----		
100.0	100.0	31,088	cases	

Data type: numeric
Missing-data codes: *--4
Columns: 483-484

FMBFPA	Q37 (M-BF) Times your penis in her anus
---------------	--

PCT	PCT	N	VALUE	LABEL
VALID	ALL			
61.7	0.4	116	0	
8.0	0.0	15	1	
12.2	0.1	23	2	
7.4	0.0	14	3	
2.1	0.0	4	4	
2.1	0.0	4	5	
0.5	0.0	1	7	
0.5	0.0	1	8	
0.5	0.0	1	9	
1.6	0.0	3	10	
0.5	0.0	1	15	
0.5	0.0	1	16	
0.5	0.0	1	19	
0.5	0.0	1	24	
0.5	0.0	1	40	
0.5	0.0	1	60	
	68.6	21,323	-9	-9 = SKIP, INELIG, NA
	0.0	1	-8	-8 = REFUSED
	30.8	9,569	-6	-6 = NOT APPLIC
	0.0	7	-5	-5 = SYSTEM MISSING
-----	-----	-----		
100.0	100.0	31,088	cases	

Data type: numeric
Missing-data codes: *--4
Columns: 485-486

FMBFPAL

Q37a(M-BF) Times penis-anus with condom

PCT	PCT	N	VALUE	LABEL
VALID	ALL			
75.0	0.2	54	0	
9.7	0.0	7	1	
8.3	0.0	6	2	
1.4	0.0	1	3	
1.4	0.0	1	4	
1.4	0.0	1	5	
1.4	0.0	1	7	
1.4	0.0	1	60	
	69.0	21,441	-9	-9 = SKIP, INELIG, NA
	30.8	9,568	-6	-6 = NOT APPLIC
	0.0	7	-5	-5 = SYSTEM MISSING
-----	-----	-----		
100.0	100.0	31,088	cases	

Data type: numeric

Missing-data codes: *--4

Columns: 487-488

FMBMPM Q38 (M-BM) Times your penis in his mouth

PCT	PCT	N	VALUE	LABEL
VALID	ALL			
10.1	0.1	19	0	
28.0	0.2	53	1	
18.5	0.1	35	2	
11.6	0.1	22	3	
3.2	0.0	6	4	
2.1	0.0	4	5	
3.2	0.0	6	6	
1.6	0.0	3	7	
3.2	0.0	6	8	
1.6	0.0	3	9	
2.1	0.0	4	10	
0.5	0.0	1	13	
0.5	0.0	1	14	
2.1	0.0	4	15	
1.1	0.0	2	16	
0.5	0.0	1	17	
2.6	0.0	5	20	
0.5	0.0	1	24	
0.5	0.0	1	27	
0.5	0.0	1	29	
1.1	0.0	2	30	
0.5	0.0	1	35	
0.5	0.0	1	36	
0.5	0.0	1	50	
0.5	0.0	1	57	
0.5	0.0	1	60	
0.5	0.0	1	90	
1.1	0.0	2	150	
0.5	0.0	1	238	
	68.6	21,322	-9	-9 = SKIP, INELIG, NA
	0.0	1	-8	-8 = REFUSED
	30.8	9,570	-6	-6 = NOT APPLIC
	0.0	6	-5	-5 = SYSTEM MISSING
-----	-----	-----		
100.0	100.0	31,088	cases	

Data type: numeric
 Missing-data codes: *--4
 Columns: 489-491

FMBMPML

Q38a(M-BM) Times penis-mouth with condom

PCT	PCT	N	VALUE	LABEL
VALID	ALL			
80.0	0.4	136	0	
6.5	0.0	11	1	
2.9	0.0	5	2	
1.8	0.0	3	3	
0.6	0.0	1	4	
0.6	0.0	1	6	
1.8	0.0	3	8	
1.8	0.0	3	10	
0.6	0.0	1	16	
0.6	0.0	1	20	
0.6	0.0	1	25	
0.6	0.0	1	27	
0.6	0.0	1	100	
1.2	0.0	2	150	
	68.7	21,343	-9	-9 = SKIP, INELIG, NA
	30.8	9,569	-6	-6 = NOT APPLIC
	0.0	6	-5	-5 = SYSTEM MISSING
-----	-----	-----		
100.0	100.0	31,088	cases	

Data type: numeric

Missing-data codes: *--4

Columns: 492-494

FMBMPA	Q39 (M-BM) Times your penis in his anus
--------	---

PCT	PCT	N	VALUE	LABEL
VALID	ALL			
38.6	0.2	73	0	
20.1	0.1	38	1	
12.7	0.1	24	2	
6.9	0.0	13	3	
3.2	0.0	6	4	
0.5	0.0	1	5	
2.1	0.0	4	6	
1.1	0.0	2	7	
2.1	0.0	4	8	
3.7	0.0	7	10	
0.5	0.0	1	12	
0.5	0.0	1	14	
2.1	0.0	4	15	
0.5	0.0	1	16	
0.5	0.0	1	18	
0.5	0.0	1	24	
0.5	0.0	1	25	
1.6	0.0	3	30	
0.5	0.0	1	50	
0.5	0.0	1	60	
0.5	0.0	1	75	
0.5	0.0	1	90	
	68.6	21,322	-9	-9 = SKIP, INELIG, NA
	0.0	1	-8	-8 = REFUSED
	30.8	9,570	-6	-6 = NOT APPLIC
	0.0	6	-5	-5 = SYSTEM MISSING
-----	-----	-----		
100.0	100.0	31,088	cases	

Data type: numeric
Missing-data codes: *--4
Columns: 495-496

FMBMPAL

Q39a(M-BM) Times penis-anus with condom

PCT	PCT	N	VALUE	LABEL
VALID	ALL			
54.3	0.2	63	0	
19.0	0.1	22	1	
7.8	0.0	9	2	
4.3	0.0	5	3	
2.6	0.0	3	4	
0.9	0.0	1	5	
3.4	0.0	4	6	
1.7	0.0	2	7	
0.9	0.0	1	8	
1.7	0.0	2	10	
0.9	0.0	1	15	
0.9	0.0	1	30	
0.9	0.0	1	75	
0.9	0.0	1	90	
	68.8	21,397	-9	-9 = SKIP, INELIG, NA
	30.8	9,569	-6	-6 = NOT APPLIC
	0.0	6	-5	-5 = SYSTEM MISSING
-----	-----	-----		
100.0	100.0	31,088	cases	

Data type: numeric
 Missing-data codes: *--4
 Columns: 497-498

FMBMMP	Q40 (M-BM) Times his penis in mouth
--------	-------------------------------------

PCT	PCT	N	VALUE	LABEL
VALID	ALL			
70.5	0.4	134	0	
11.1	0.1	21	1	
4.2	0.0	8	2	
2.6	0.0	5	3	
2.6	0.0	5	4	
1.6	0.0	3	5	
0.5	0.0	1	6	
0.5	0.0	1	10	
0.5	0.0	1	16	
1.6	0.0	3	20	
0.5	0.0	1	23	
0.5	0.0	1	29	
0.5	0.0	1	30	
0.5	0.0	1	75	
0.5	0.0	1	90	
0.5	0.0	1	100	
0.5	0.0	1	120	
0.5	0.0	1	150	
	68.6	21,322	-9	-9 = SKIP, INELIG, NA
	30.8	9,570	-6	-6 = NOT APPLIC
	0.0	6	-5	-5 = SYSTEM MISSING
-----	-----	-----		
100.0	100.0	31,088	cases	

Data type: numeric
Missing-data codes: *--4
Columns: 499-501

FMBMMPL Q40a(M-BM) Times mouth-penis with condom

PCT	PCT	N	VALUE	LABEL
VALID	ALL			
75.0	0.1	42	0	
8.9	0.0	5	1	
7.1	0.0	4	2	
1.8	0.0	1	3	
1.8	0.0	1	18	
1.8	0.0	1	50	
1.8	0.0	1	75	
1.8	0.0	1	90	
	69.0	21,457	-9	-9 = SKIP, INELIG, NA
	30.8	9,569	-6	-6 = NOT APPLIC
	0.0	6	-5	-5 = SYSTEM MISSING
-----	-----	-----		
100.0	100.0	31,088	cases	

Data type: numeric
 Missing-data codes: *--4
 Columns: 502-503

FMBMAP Q41 (M-BM) Times his penis in anus

PCT	PCT	N	VALUE	LABEL
VALID	ALL			
83.7	0.5	159	0	
4.2	0.0	8	1	
4.7	0.0	9	2	
3.2	0.0	6	3	
0.5	0.0	1	4	
0.5	0.0	1	5	
1.1	0.0	2	10	
0.5	0.0	1	20	
0.5	0.0	1	23	
0.5	0.0	1	30	
0.5	0.0	1	90	
	68.6	21,322	-9	-9 = SKIP, INELIG, NA
	30.8	9,569	-6	-6 = NOT APPLIC
	0.0	7	-5	-5 = SYSTEM MISSING
-----	-----	-----		
100.0	100.0	31,088	cases	

Data type: numeric
 Missing-data codes: *--4
 Columns: 504-505

FMBMAPL	Q41a(M-BM) Times anus-penis with condom
---------	---

PCT	PCT	N	VALUE	LABEL
VALID	ALL			
66.7	0.1	20	0	
20.0	0.0	6	2	
3.3	0.0	1	3	
3.3	0.0	1	14	
3.3	0.0	1	30	
3.3	0.0	1	90	
	69.1	21,482	-9	-9 = SKIP, INELIG, NA
	30.8	9,568	-6	-6 = NOT APPLIC
	0.0	8	-5	-5 = SYSTEM MISSING
-----	-----	-----		
100.0	100.0	31,088	cases	

Data type: numeric
Missing-data codes: *--4
Columns: 506-507

FMMPM Q42(M-M) Times your penis in his mouth

PCT VALID	PCT ALL	N	VALUE	LABEL
33.2	0.4	118	0	
16.1	0.2	57	1	
13.5	0.2	48	2	
8.2	0.1	29	3	
5.1	0.1	18	4	
3.9	0.0	14	5	
2.0	0.0	7	6	
0.6	0.0	2	7	
1.7	0.0	6	8	
0.3	0.0	1	9	
4.8	0.1	17	10	
0.3	0.0	1	11	
1.1	0.0	4	12	
0.3	0.0	1	14	
1.7	0.0	6	15	
0.3	0.0	1	16	
1.7	0.0	6	20	
0.3	0.0	1	24	
0.8	0.0	3	25	
0.3	0.0	1	28	
1.7	0.0	6	30	
0.3	0.0	1	32	
0.3	0.0	1	34	
0.3	0.0	1	40	
0.3	0.0	1	45	
0.3	0.0	1	50	
0.3	0.0	1	60	
0.3	0.0	1	90	
0.3	0.0	1	150	
	67.9	21,110	-9	-9 = SKIP, INELIG, NA
	0.0	4	-8	-8 = REFUSED
	0.0	1	-7	-7 = DO NOT KNOW, UNSURE
	30.8	9,583	-6	-6 = NOT APPLIC
	0.1	35	-5	-5 = SYSTEM MISSING
-----	-----	-----		
100.0	100.0	31,088	cases	

Data type: numeric
 Missing-data codes: *--4
 Columns: 508-510

FMPMPL	Q42a(M-M) Times penis-mouth with condom
--------	---

PCT	PCT	N	VALUE	LABEL
VALID	ALL			
68.6	0.5	162	0	
5.9	0.0	14	1	
8.5	0.1	20	2	
4.2	0.0	10	3	
1.3	0.0	3	4	
1.7	0.0	4	5	
0.4	0.0	1	6	
0.8	0.0	2	7	
2.1	0.0	5	8	
1.7	0.0	4	10	
0.4	0.0	1	12	
0.8	0.0	2	14	
0.8	0.0	2	15	
0.4	0.0	1	20	
0.4	0.0	1	25	
0.4	0.0	1	30	
0.4	0.0	1	58	
0.4	0.0	1	90	
0.4	0.0	1	100	
	68.3	21,246	-9	-9 = SKIP, INELIG, NA
	0.0	1	-7	-7 = DO NOT KNOW, UNSURE
	30.8	9,570	-6	-6 = NOT APPLIC
	0.1	35	-5	-5 = SYSTEM MISSING
-----	-----	-----		
100.0	100.0	31,088	cases	

Data type: numeric
Missing-data codes: *--4
Columns: 511-513

FMMPA Q43 (M-M) Times your penis in his anus

PCT	PCT	N	VALUE	LABEL
VALID	ALL			
54.1	0.6	192	0	
13.2	0.2	47	1	
11.5	0.1	41	2	
4.5	0.1	16	3	
1.7	0.0	6	4	
2.3	0.0	8	5	
0.8	0.0	3	6	
0.6	0.0	2	7	
0.6	0.0	2	8	
2.8	0.0	10	10	
0.8	0.0	3	12	
2.0	0.0	7	15	
0.6	0.0	2	16	
0.3	0.0	1	18	
0.3	0.0	1	19	
1.4	0.0	5	20	
0.6	0.0	2	25	
0.3	0.0	1	28	
0.6	0.0	2	30	
0.3	0.0	1	32	
0.3	0.0	1	50	
0.3	0.0	1	60	
0.3	0.0	1	150	
	67.9	21,110	-9	-9 = SKIP, INELIG, NA
	0.0	4	-8	-8 = REFUSED
	30.8	9,583	-6	-6 = NOT APPLIC
	0.1	36	-5	-5 = SYSTEM MISSING

 100.0 100.0 31,088 cases

Data type: numeric
 Missing-data codes: *--4
 Columns: 514-516

FMMPAL

Q43a(M-M) Times penis-anus with condom

PCT	PCT	N	VALUE	LABEL
VALID	ALL			
49.4	0.3	81	0	
18.3	0.1	30	1	
11.6	0.1	19	2	
3.7	0.0	6	3	
2.4	0.0	4	4	
3.0	0.0	5	5	
0.6	0.0	1	6	
0.6	0.0	1	7	
0.6	0.0	1	8	
2.4	0.0	4	10	
1.2	0.0	2	12	
3.7	0.0	6	15	
0.6	0.0	1	26	
0.6	0.0	1	30	
0.6	0.0	1	58	
0.6	0.0	1	100	
	68.6	21,319	-9	-9 = SKIP, INELIG, NA
	30.8	9,568	-6	-6 = NOT APPLIC
	0.1	37	-5	-5 = SYSTEM MISSING
-----	-----	-----		
100.0	100.0	31,088	cases	

Data type: numeric
Missing-data codes: *--4
Columns: 517-519

FMMMP

Q44 (M-M) Times your mouth, his penis

PCT VALID	PCT ALL	N	VALUE	LABEL
31.5	0.4	112	0	
12.6	0.1	45	1	
14.3	0.2	51	2	
7.0	0.1	25	3	
3.9	0.0	14	4	
4.5	0.1	16	5	
3.9	0.0	14	6	
0.6	0.0	2	7	
2.5	0.0	9	8	
0.6	0.0	2	9	
3.7	0.0	13	10	
0.8	0.0	3	12	
0.6	0.0	2	14	
2.2	0.0	8	15	
0.6	0.0	2	16	
0.3	0.0	1	18	
0.6	0.0	2	20	
0.6	0.0	2	22	
0.3	0.0	1	24	
1.4	0.0	5	25	
0.6	0.0	2	26	
0.3	0.0	1	27	
3.4	0.0	12	30	
0.3	0.0	1	40	
0.3	0.0	1	60	
0.3	0.0	1	73	
0.3	0.0	1	100	
0.3	0.0	1	110	
0.6	0.0	2	150	
0.3	0.0	1	270	
0.8	0.0	3	300	
0.3	0.0	1	450	
	67.9	21,112	-9	-9 = SKIP, INELIG, NA
	0.0	4	-8	-8 = REFUSED
	0.0	2	-7	-7 = DO NOT KNOW, UNSURE
	30.8	9,580	-6	-6 = NOT APPLIC
	0.1	34	-5	-5 = SYSTEM MISSING
-----	-----	-----		
100.0	100.0	31,088	cases	

Data type: numeric
 Missing-data codes: *--4
 Columns: 520-522

FMMMPL	Q44a(M-M) Times mouth-penis with condom
--------	---

PCT	PCT	N	VALUE	LABEL
VALID	ALL			
64.8	0.5	158	0	
4.5	0.0	11	1	
9.4	0.1	23	2	
3.3	0.0	8	3	
2.5	0.0	6	4	
2.9	0.0	7	5	
0.8	0.0	2	6	
0.4	0.0	1	7	
1.2	0.0	3	8	
2.9	0.0	7	10	
1.2	0.0	3	15	
0.8	0.0	2	20	
0.4	0.0	1	22	
0.4	0.0	1	25	
1.2	0.0	3	30	
0.4	0.0	1	58	
0.4	0.0	1	60	
0.4	0.0	1	100	
0.4	0.0	1	120	
0.4	0.0	1	150	
0.8	0.0	2	300	
0.4	0.0	1	450	
	68.3	21,241	-9	-9 = SKIP, INELIG, NA
	0.0	2	-7	-7 = DO NOT KNOW, UNSURE
	30.8	9,567	-6	-6 = NOT APPLIC
	0.1	34	-5	-5 = SYSTEM MISSING
-----	-----	-----		
100.0	100.0	31,088	cases	

Data type: numeric

Missing-data codes: *--4

Columns: 523-525

FMMAP

Q45 (M-M) Times your anus, his penis

PCT	PCT	N	VALUE	LABEL
VALID	ALL			
48.5	0.6	173	0	
11.2	0.1	40	1	
9.8	0.1	35	2	
3.9	0.0	14	3	
3.6	0.0	13	4	
4.5	0.1	16	5	
1.7	0.0	6	6	
1.1	0.0	4	7	
0.3	0.0	1	8	
0.6	0.0	2	9	
4.5	0.1	16	10	
1.4	0.0	5	12	
0.3	0.0	1	13	
2.2	0.0	8	15	
0.6	0.0	2	16	
1.4	0.0	5	20	
1.1	0.0	4	25	
2.0	0.0	7	30	
0.3	0.0	1	33	
0.3	0.0	1	90	
0.3	0.0	1	100	
0.3	0.0	1	120	
0.3	0.0	1	300	
	67.9	21,112	-9	-9 = SKIP, INELIG, NA
	0.0	4	-8	-8 = REFUSED
	0.0	1	-7	-7 = DO NOT KNOW, UNSURE
	30.8	9,580	-6	-6 = NOT APPLIC
	0.1	34	-5	-5 = SYSTEM MISSING
-----	-----	-----		
100.0	100.0	31,088	cases	

Data type: numeric
 Missing-data codes: *--4
 Columns: 526-528

FMMAPL	Q45a(M-M) Times anus-penis with condom
---------------	---

PCT	PCT	N	VALUE	LABEL
VALID	ALL			
39.8	0.2	74	0	
14.0	0.1	26	1	
11.8	0.1	22	2	
5.4	0.0	10	3	
6.5	0.0	12	4	
6.5	0.0	12	5	
1.6	0.0	3	6	
0.5	0.0	1	8	
0.5	0.0	1	9	
3.8	0.0	7	10	
1.6	0.0	3	12	
1.1	0.0	2	13	
2.2	0.0	4	15	
0.5	0.0	1	17	
0.5	0.0	1	25	
2.2	0.0	4	30	
0.5	0.0	1	50	
0.5	0.0	1	100	
0.5	0.0	1	150	
	68.5	21,305	-9	-9 = SKIP, INELIG, NA
	30.7	9,558	-6	-6 = NOT APPLIC
	0.1	39	-5	-5 = SYSTEM MISSING
-----	-----	-----		
100.0	100.0	31,088	cases	

Data type: numeric
Missing-data codes: *--4
Columns: 529-531

FFMVP	Q46 (F-M) Times your vagina, his penis
--------------	---

31,088 cases (Range of valid codes: 0-540)

Data type: numeric
Missing-data codes: *--4
Columns: 532-534

FFMVPL **Q46a(F-M) Times vagina-penis with condom**

31,088 cases (Range of valid codes: 0-360)

Data type: numeric
Missing-data codes: *--4
Columns: 535-537

FFMMP **Q47 (F-M) Times your mouth, his penis**

31,088 cases (Range of valid codes: 0-800)

Data type: numeric
Missing-data codes: *--4
Columns: 538-540

FFMMPL **Q47a(F-M) Times mouth-penis with condom**

31,088 cases (Range of valid codes: 0-800)

Data type: numeric
Missing-data codes: *--4
Columns: 541-543

FFMVM **Q48 (F-M) Times your vagina, his mouth**

31,088 cases (Range of valid codes: 0-300)

Data type: numeric
Missing-data codes: *--4
Columns: 544-546

FFMVML	Q48a(F-M) Times vagina-mouth with barr.
--------	---

PCT	PCT	N	VALUE	LABEL
VALID	ALL			
96.2	11.2	3,493	0	
0.7	0.1	26	1	
0.7	0.1	27	2	
0.4	0.0	13	3	
0.3	0.0	11	4	
0.4	0.1	16	5	
0.1	0.0	4	6	
0.1	0.0	3	8	
0.4	0.0	14	10	
0.1	0.0	2	12	
0.2	0.0	8	15	
0.0	0.0	1	19	
0.1	0.0	3	20	
0.0	0.0	1	21	
0.0	0.0	1	24	
0.0	0.0	1	27	
0.0	0.0	1	28	
0.1	0.0	4	30	
0.0	0.0	1	90	
	19.1	5,943	-9	-9 = SKIP, INELIG, NA
	0.0	1	-7	-7 = DO NOT KNOW, UNSURE
	69.1	21,471	-6	-6 = NOT APPLIC
	0.1	43	-5	-5 = SYSTEM MISSING
-----	-----	-----		
100.0	100.0	31,088	cases	

Data type: numeric
Missing-data codes: *--4
Columns: 547-548

FFMAP Q49 (F-M) Times your anus, his penis

PCT	PCT	N	VALUE	LABEL
VALID	ALL			
93.4	22.1	6,879	0	
3.0	0.7	220	1	
1.5	0.4	114	2	
0.6	0.1	43	3	
0.2	0.1	17	4	
0.3	0.1	23	5	
0.1	0.0	7	6	
0.0	0.0	3	7	
0.1	0.0	7	8	
0.3	0.1	24	10	
0.0	0.0	2	12	
0.1	0.0	10	15	
0.0	0.0	1	16	
0.1	0.0	6	20	
0.0	0.0	1	21	
0.0	0.0	1	24	
0.0	0.0	1	25	
0.0	0.0	2	27	
0.0	0.0	2	28	
	7.1	2,203	-9	-9 = SKIP, INELIG, NA
	0.0	8	-8	-8 = REFUSED
	0.0	3	-7	-7 = DO NOT KNOW, UNSURE
	69.1	21,477	-6	-6 = NOT APPLIC
	0.1	34	-5	-5 = SYSTEM MISSING
-----	-----	-----		
100.0	100.0	31,088	cases	

Data type: numeric
 Missing-data codes: *--4
 Columns: 549-550

FFMAPL	Q49a(F-M) Times anus-penis with condom
---------------	---

PCT	PCT	N	VALUE	LABEL
VALID	ALL			
77.6	1.2	377	0	
9.7	0.2	47	1	
5.6	0.1	27	2	
3.1	0.0	15	3	
1.0	0.0	5	4	
0.4	0.0	2	5	
0.6	0.0	3	7	
0.2	0.0	1	8	
1.2	0.0	6	10	
0.2	0.0	1	12	
0.4	0.0	2	15	
	29.2	9,091	-9	-9 = SKIP, INELIG, NA
	0.0	2	-7	-7 = DO NOT KNOW, UNSURE
	69.1	21,471	-6	-6 = NOT APPLIC
	0.1	38	-5	-5 = SYSTEM MISSING
-----	-----	-----		
100.0	100.0	31,088	cases	

Data type: numeric
Missing-data codes: *--4
Columns: 551-552

FFBMVP	Q50 (F-BM) Times your vagina, his penis
---------------	--

31,088 cases (Range of valid codes: 0-450)

Data type: numeric
Missing-data codes: *--4
Columns: 553-555

FFBMVPL	Q50a(F-BM) Times vagina-penis with condm
----------------	---

31,088 cases (Range of valid codes: 0-400)

Data type: numeric
Missing-data codes: *--4
Columns: 556-558

FFBMMP

Q51 (F-BM) Times your mouth, his penis

31,088 cases (Range of valid codes: 0-330)

Data type: numeric

Missing-data codes: *--4

Columns: 559-561

FFBMMPL Q51a(F-BM) Times mouth-penis with condom

PCT	PCT	N	VALUE	LABEL
VALID	ALL			
47.8	0.2	76	0	
8.2	0.0	13	1	
8.2	0.0	13	2	
4.4	0.0	7	3	
0.6	0.0	1	4	
3.8	0.0	6	5	
2.5	0.0	4	7	
3.1	0.0	5	8	
1.9	0.0	3	10	
0.6	0.0	1	11	
1.3	0.0	2	15	
0.6	0.0	1	16	
1.3	0.0	2	20	
0.6	0.0	1	21	
0.6	0.0	1	22	
0.6	0.0	1	24	
1.3	0.0	2	25	
0.6	0.0	1	30	
1.3	0.0	2	40	
1.3	0.0	2	50	
2.5	0.0	4	60	
0.6	0.0	1	69	
0.6	0.0	1	75	
0.6	0.0	1	80	
0.6	0.0	1	100	
0.6	0.0	1	104	
0.6	0.0	1	118	
0.6	0.0	1	120	
0.6	0.0	1	140	
0.6	0.0	1	175	
0.6	0.0	1	298	
0.6	0.0	1	330	
	30.4	9,451	-9	-9 = SKIP, INELIG, NA
	0.0	1	-7	-7 = DO NOT KNOW, UNSURE
	69.1	21,473	-6	-6 = NOT APPLIC
	0.0	4	-5	-5 = SYSTEM MISSING

 100.0 100.0 31,088 cases

Data type: numeric
 Missing-data codes: *--4
 Columns: 562-564

FFBMAP Q52 (F-BM) Times your anus, his penis

PCT VALID	PCT ALL	N	VALUE	LABEL
81.8	0.6	171	0	
6.2	0.0	13	1	
2.4	0.0	5	2	
1.9	0.0	4	3	
1.9	0.0	4	4	
1.4	0.0	3	5	
1.4	0.0	3	6	
1.0	0.0	2	10	
0.5	0.0	1	11	
0.5	0.0	1	15	
0.5	0.0	1	20	
0.5	0.0	1	70	
	30.2	9,402	-9	-9 = SKIP, INELIG, NA
	69.1	21,474	-6	-6 = NOT APPLIC
	0.0	3	-5	-5 = SYSTEM MISSING
-----	-----	-----		
100.0	100.0	31,088	cases	

Data type: numeric
 Missing-data codes: *--4
 Columns: 565-566

FFBMAPL Q52a(F-BM) Times anus-penis with condom

PCT VALID	PCT ALL	N	VALUE	LABEL
63.2	0.1	24	0	
21.1	0.0	8	1	
5.3	0.0	2	2	
2.6	0.0	1	3	
2.6	0.0	1	6	
2.6	0.0	1	10	
2.6	0.0	1	70	
	30.8	9,574	-9	-9 = SKIP, INELIG, NA
	69.1	21,473	-6	-6 = NOT APPLIC
	0.0	3	-5	-5 = SYSTEM MISSING
-----	-----	-----		
100.0	100.0	31,088	cases	

Data type: numeric
 Missing-data codes: *--4
 Columns: 567-568

FFBMVM Q53 (F-BM) Times your vagina, his mouth

PCT	PCT	N	VALUE	LABEL
VALID	ALL			
23.6	0.2	49	0	
9.6	0.1	20	1	
12.5	0.1	26	2	
6.2	0.0	13	3	
5.3	0.0	11	4	
5.8	0.0	12	5	
2.4	0.0	5	6	
1.4	0.0	3	7	
1.4	0.0	3	8	
1.0	0.0	2	9	
7.7	0.1	16	10	
0.5	0.0	1	11	
1.0	0.0	2	12	
0.5	0.0	1	13	
4.8	0.0	10	15	
2.9	0.0	6	20	
1.4	0.0	3	25	
0.5	0.0	1	26	
1.0	0.0	2	28	
0.5	0.0	1	29	
2.9	0.0	6	30	
0.5	0.0	1	35	
0.5	0.0	1	40	
0.5	0.0	1	41	
0.5	0.0	1	42	
0.5	0.0	1	43	
1.4	0.0	3	50	
0.5	0.0	1	75	
0.5	0.0	1	85	
0.5	0.0	1	87	
0.5	0.0	1	90	
1.0	0.0	2	100	
0.5	0.0	1	225	
	30.2	9,402	-9	-9 = SKIP, INELIG, NA
	0.0	1	-7	-7 = DO NOT KNOW, UNSURE
	69.1	21,474	-6	-6 = NOT APPLIC
	0.0	3	-5	-5 = SYSTEM MISSING

 100.0 100.0 31,088 cases

Data type: numeric
 Missing-data codes: *--4
 Columns: 569-571

FFBMVML	Q53a(F-BM) Times vagina-mouth with barr.
---------	--

PCT	PCT	N	VALUE	LABEL
VALID	ALL			
94.4	0.5	151	0	
1.2	0.0	2	1	
0.6	0.0	1	2	
0.6	0.0	1	10	
0.6	0.0	1	25	
0.6	0.0	1	26	
1.2	0.0	2	50	
0.6	0.0	1	87	
	30.4	9,452	-9	-9 = SKIP, INELIG, NA
	69.1	21,473	-6	-6 = NOT APPLIC
	0.0	3	-5	-5 = SYSTEM MISSING
-----	-----	-----		
100.0	100.0	31,088	cases	

Data type: numeric
Missing-data codes: *--4
Columns: 572-573

FFBFVM	Q54 (F-BF) Times your vagina, her mouth
--------	---

PCT	PCT	N	VALUE	LABEL
VALID	ALL			
14.1	0.1	29	0	
24.3	0.2	50	1	
13.6	0.1	28	2	
7.8	0.1	16	3	
6.3	0.0	13	4	
5.8	0.0	12	5	
1.5	0.0	3	6	
2.9	0.0	6	7	
5.8	0.0	12	10	
1.9	0.0	4	12	
1.0	0.0	2	14	
3.4	0.0	7	15	
0.5	0.0	1	16	
3.9	0.0	8	20	
1.0	0.0	2	23	
0.5	0.0	1	26	
2.4	0.0	5	30	
0.5	0.0	1	40	
1.0	0.0	2	60	
1.0	0.0	2	90	
0.5	0.0	1	100	
0.5	0.0	1	150	
	30.2	9,402	-9	-9 = SKIP, INELIG, NA
	69.1	21,474	-6	-6 = NOT APPLIC
	0.0	6	-5	-5 = SYSTEM MISSING
-----	-----	-----		
100.0	100.0	31,088	cases	

Data type: numeric
Missing-data codes: *--4
Columns: 574-576

FFBFVML **Q54a(F-BF) Times vagina-mouth with barr.**

PCT	PCT	N	VALUE	LABEL
VALID	ALL			
96.6	0.5	170	0	
1.7	0.0	3	2	
0.6	0.0	1	3	
1.1	0.0	2	5	
	30.3	9,434	-9	-9 = SKIP, INELIG, NA
	69.1	21,472	-6	-6 = NOT APPLIC
	0.0	6	-5	-5 = SYSTEM MISSING
-----	-----	-----		
100.0	100.0	31,088	cases	

Data type: numeric
 Missing-data codes: *--4
 Columns: 577-578

FFBFMV **Q55 (F-BF) Times your mouth, her vagina**

PCT	PCT	N	VALUE	LABEL
VALID	ALL			
24.3	0.2	50	0	
23.8	0.2	49	1	
9.7	0.1	20	2	
5.8	0.0	12	3	
4.4	0.0	9	4	
5.8	0.0	12	5	
2.9	0.0	6	6	
1.5	0.0	3	7	
1.0	0.0	2	8	
4.4	0.0	9	10	
1.5	0.0	3	12	
0.5	0.0	1	14	
5.8	0.0	12	15	
1.9	0.0	4	20	
0.5	0.0	1	25	
0.5	0.0	1	26	
0.5	0.0	1	27	
0.5	0.0	1	28	
1.5	0.0	3	30	
0.5	0.0	1	40	
0.5	0.0	1	60	
0.5	0.0	1	70	
1.0	0.0	2	90	
0.5	0.0	1	100	
0.5	0.0	1	150	
	30.2	9,402	-9	-9 = SKIP, INELIG, NA
	69.1	21,474	-6	-6 = NOT APPLIC
	0.0	6	-5	-5 = SYSTEM MISSING
-----	-----	-----		
100.0	100.0	31,088	cases	

Data type: numeric
 Missing-data codes: *--4
 Columns: 579-581

FFBFMVL	Q55a(F-BF) Times mouth-vagina with barr.
---------	--

PCT	PCT	N	VALUE	LABEL
VALID	ALL			
93.5	0.5	145	0	
1.9	0.0	3	1	
1.9	0.0	3	3	
1.3	0.0	2	5	
1.3	0.0	2	10	
	30.4	9,454	-9	-9 = SKIP, INELIG, NA
	69.1	21,472	-6	-6 = NOT APPLIC
	0.0	7	-5	-5 = SYSTEM MISSING
-----	-----	-----		
100.0	100.0	31,088	cases	

Data type: numeric
Missing-data codes: *--4
Columns: 582-583

FFFVM

Q56 (F-F) Times your vagina, her mouth

PCT VALID	PCT ALL	N	VALUE	LABEL
18.6	0.1	40	0	
13.0	0.1	28	1	
9.8	0.1	21	2	
6.0	0.0	13	3	
5.6	0.0	12	4	
6.0	0.0	13	5	
3.7	0.0	8	6	
2.8	0.0	6	7	
1.9	0.0	4	8	
6.5	0.0	14	10	
0.5	0.0	1	11	
0.9	0.0	2	12	
0.9	0.0	2	14	
5.1	0.0	11	15	
0.5	0.0	1	17	
0.9	0.0	2	19	
5.1	0.0	11	20	
0.9	0.0	2	21	
0.9	0.0	2	25	
0.9	0.0	2	26	
0.5	0.0	1	27	
0.5	0.0	1	28	
2.3	0.0	5	30	
1.4	0.0	3	40	
0.5	0.0	1	45	
0.5	0.0	1	46	
0.5	0.0	1	50	
0.5	0.0	1	56	
1.9	0.0	4	60	
0.5	0.0	1	120	
0.5	0.0	1	150	
	30.1	9,362	-9	-9 = SKIP, INELIG, NA
	0.0	1	-8	-8 = REFUSED
	69.1	21,483	-6	-6 = NOT APPLIC
	0.1	27	-5	-5 = SYSTEM MISSING
-----	-----	-----		
100.0	100.0	31,088	cases	

Data type: numeric
 Missing-data codes: *--4
 Columns: 584-586

FFFVML	Q56a(F-F) Times vagina-mouth with barr.
--------	---

PCT	PCT	N	VALUE	LABEL
VALID	ALL			
94.9	0.5	167	0	
1.7	0.0	3	1	
0.6	0.0	1	2	
1.7	0.0	3	10	
1.1	0.0	2	20	
	30.3	9,410	-9	-9 = SKIP, INELIG, NA
	69.1	21,474	-6	-6 = NOT APPLIC
	0.1	28	-5	-5 = SYSTEM MISSING
-----	-----	-----		
100.0	100.0	31,088	cases	

Data type: numeric
Missing-data codes: *--4
Columns: 587-588

FFFMV

Q57 (F-F) Times your mouth, her vagina

PCT VALID	PCT ALL	N	VALUE	LABEL
19.6	0.1	42	0	
9.3	0.1	20	1	
8.9	0.1	19	2	
4.7	0.0	10	3	
4.7	0.0	10	4	
5.1	0.0	11	5	
5.1	0.0	11	6	
2.8	0.0	6	7	
2.3	0.0	5	8	
0.5	0.0	1	9	
6.5	0.0	14	10	
0.5	0.0	1	11	
1.4	0.0	3	12	
0.5	0.0	1	13	
1.4	0.0	3	14	
5.6	0.0	12	15	
0.5	0.0	1	16	
0.5	0.0	1	17	
4.7	0.0	10	20	
0.5	0.0	1	21	
0.5	0.0	1	23	
1.4	0.0	3	25	
0.5	0.0	1	26	
0.9	0.0	2	27	
1.9	0.0	4	28	
5.1	0.0	11	30	
0.5	0.0	1	40	
0.5	0.0	1	46	
2.3	0.0	5	60	
0.5	0.0	1	90	
0.5	0.0	1	120	
0.5	0.0	1	150	
	30.1	9,363	-9	-9 = SKIP, INELIG, NA
	0.0	1	-8	-8 = REFUSED
	69.1	21,482	-6	-6 = NOT APPLIC
	0.1	28	-5	-5 = SYSTEM MISSING

 100.0 100.0 31,088 cases

Data type: numeric
 Missing-data codes: *--4
 Columns: 589-591

FFFMVL	Q57a(F-F) Times mouth-vagina with barr.
---------------	--

PCT	PCT	N	VALUE	LABEL
VALID	ALL			
95.3	0.5	164	0	
1.2	0.0	2	1	
1.2	0.0	2	10	
0.6	0.0	1	15	
1.2	0.0	2	20	
0.6	0.0	1	27	
	30.3	9,416	-9	-9 = SKIP, INELIG, NA
	69.0	21,464	-6	-6 = NOT APPLIC
	0.1	36	-5	-5 = SYSTEM MISSING
-----	-----	-----		
100.0	100.0	31,088	cases	

Data type: numeric
 Missing-data codes: *--4
 Columns: 592-593

FTDDSA	Q58-A Times used alcohol with sex
---------------	--

31,088 cases (Range of valid codes: 0-600)

Data type: numeric
 Missing-data codes: *--4
 Columns: 594-596

FTDDSB	Q58-B Times used marijuana with sex
---------------	--

31,088 cases (Range of valid codes: 0-750)

Data type: numeric
 Missing-data codes: *--4
 Columns: 597-599

FTDDSC	Q58-C Times used crack with sex
---------------	--

31,088 cases (Range of valid codes: 0-800)

Data type: numeric
 Missing-data codes: *--4
 Columns: 600-602

FTDDSD Q58-D Times used cocaine with sex

31,088 cases (Range of valid codes: 0-450)

Data type: numeric
Missing-data codes: *--4
Columns: 603-605

FTDDSE Q58-E Times used heroin with sex

31,088 cases (Range of valid codes: 0-330)

Data type: numeric
Missing-data codes: *--4
Columns: 606-608

FTDDSF Q58-F Times used speedball with sex

31,088 cases (Range of valid codes: 0-300)

Data type: numeric
Missing-data codes: *--4
Columns: 609-611

FTDDSG	Q58-G Times used methadone-npres w sex			
--------	--	--	--	--

PCT VALID	PCT ALL	N	VALUE	LABEL
99.3	73.9	22,970	0	
0.2	0.1	45	1	
0.2	0.1	40	2	
0.1	0.0	15	3	
0.0	0.0	10	4	
0.0	0.0	10	5	
0.0	0.0	6	6	
0.0	0.0	4	7	
0.0	0.0	2	9	
0.0	0.0	8	10	
0.0	0.0	2	12	
0.0	0.0	2	15	
0.0	0.0	1	26	
0.0	0.0	1	27	
0.0	0.0	1	30	
0.0	0.0	3	60	
0.0	0.0	1	75	
	24.7	7,682	-9	-9 = SKIP, INELIG, NA
	0.0	7	-8	-8 = REFUSED
	0.0	5	-7	-7 = DO NOT KNOW, UNSURE
	0.9	273	-5	-5 = SYSTEM MISSING
-----	-----	-----		
100.0	100.0	31,088	cases	

Data type: numeric
Missing-data codes: *--4
Columns: 612-613

FTDDSH Q58-H Times used other opiates with sex

PCT VALID	PCT ALL	N	VALUE	LABEL
98.8	73.5	22,849	0	
0.3	0.2	63	1	
0.3	0.2	58	2	
0.1	0.1	24	3	
0.1	0.1	19	4	
0.1	0.1	20	5	
0.0	0.0	9	6	
0.0	0.0	6	7	
0.0	0.0	7	8	
0.0	0.0	2	9	
0.1	0.1	16	10	
0.0	0.0	2	11	
0.0	0.0	4	12	
0.0	0.0	3	14	
0.1	0.0	15	15	
0.0	0.0	2	16	
0.0	0.0	1	18	
0.0	0.0	6	20	
0.0	0.0	1	22	
0.0	0.0	3	25	
0.0	0.0	2	27	
0.0	0.0	4	30	
0.0	0.0	1	50	
0.0	0.0	1	60	
0.0	0.0	2	100	
0.0	0.0	2	120	
0.0	0.0	1	150	
	24.7	7,675	-9	-9 = SKIP, INELIG, NA
	0.0	7	-8	-8 = REFUSED
	0.0	9	-7	-7 = DO NOT KNOW, UNSURE
	0.9	274	-5	-5 = SYSTEM MISSING

 100.0 100.0 31,088 cases

Data type: numeric
 Missing-data codes: *--4
 Columns: 614-616

FTDDSI Q58-I Times used amphetamines with sex

PCT VALID	PCT ALL	N	VALUE	LABEL
97.9	72.9	22,656	0	
0.5	0.4	118	1	
0.4	0.3	86	2	
0.3	0.2	63	3	
0.1	0.1	31	4	
0.1	0.1	29	5	
0.1	0.0	12	6	
0.1	0.0	13	7	
0.0	0.0	9	8	
0.0	0.0	4	9	
0.1	0.1	27	10	
0.0	0.0	2	11	
0.0	0.0	7	12	
0.0	0.0	1	14	
0.1	0.1	20	15	
0.0	0.0	1	16	
0.0	0.0	1	17	
0.0	0.0	3	18	
0.0	0.0	1	19	
0.1	0.1	20	20	
0.0	0.0	1	22	
0.0	0.0	3	24	
0.0	0.0	6	25	
0.0	0.0	1	26	
0.0	0.0	3	28	
0.1	0.0	15	30	
0.0	0.0	1	35	
0.0	0.0	1	38	
0.0	0.0	3	40	
0.0	0.0	1	45	
0.0	0.0	2	50	
0.0	0.0	2	60	
0.0	0.0	2	90	
	24.6	7,655	-9	-9 = SKIP, INELIG, NA
	0.0	7	-8	-8 = REFUSED
	0.0	5	-7	-7 = DO NOT KNOW, UNSURE
	0.9	276	-5	-5 = SYSTEM MISSING

 100.0 100.0 31,088 cases

Data type: numeric
 Missing-data codes: *--4
 Columns: 617-618

FTDDSJ Q58-J Times used other drug with sex

PCT VALID	PCT ALL	N	VALUE	LABEL
98.8	73.5	22,851	0	
0.3	0.2	76	1	
0.2	0.1	46	2	
0.1	0.1	26	3	
0.1	0.1	20	4	
0.1	0.1	19	5	
0.0	0.0	7	6	
0.0	0.0	3	7	
0.0	0.0	3	8	
0.0	0.0	6	9	
0.1	0.0	15	10	
0.0	0.0	1	11	
0.0	0.0	3	12	
0.0	0.0	1	13	
0.0	0.0	1	14	
0.1	0.0	15	15	
0.0	0.0	1	16	
0.0	0.0	1	18	
0.0	0.0	9	20	
0.0	0.0	3	21	
0.0	0.0	3	25	
0.0	0.0	1	28	
0.0	0.0	10	30	
0.0	0.0	1	42	
0.0	0.0	1	50	
0.0	0.0	1	60	
0.0	0.0	1	70	
0.0	0.0	1	90	
	24.7	7,669	-9	-9 = SKIP, INELIG, NA
	0.0	7	-8	-8 = REFUSED
	0.0	7	-7	-7 = DO NOT KNOW, UNSURE
	0.9	279	-5	-5 = SYSTEM MISSING
-----	-----	-----		
100.0	100.0	31,088	cases	

Data type: numeric
 Missing-data codes: *--4
 Columns: 619-620

GEGSGD	Q59 Ever given sex to get drugs
---------------	--

PCT	PCT	N	VALUE	LABEL
VALID	ALL			
82.2	82.1	25,517	0	0=NO
17.8	17.8	5,541	1	1=YES, GAVE SEX
	0.0	1	-8	-8 = REFUSED
	0.0	1	-7	-7 = DO NOT KNOW, UNSURE
	0.1	28	-5	-5 = SYSTEM MISSING
-----	-----	-----		
100.0	100.0	31,088	cases	

Data type: numeric
 Missing-data codes: *--4
 Columns: 621-622

GEGSGDT	Q59a Times sex for drugs last 30 days
----------------	--

31,088 cases (Range of valid codes: 0-333)

Data type: numeric
 Missing-data codes: *--4
 Columns: 623-625

GEGSGDA	Q59b-A Gave sex to get alcohol
----------------	---------------------------------------

PCT	PCT	N	VALUE	LABEL
VALID	ALL			
88.8	5.9	1,839	0	0=NO
11.2	0.7	233	1	1=SEX FOR ALCOHOL
	93.2	28,985	-9	-9 = SKIP, INELIG, NA
	0.0	1	-8	-8 = REFUSED
	0.1	30	-5	-5 = SYSTEM MISSING
-----	-----	-----		
100.0	100.0	31,088	cases	

Data type: numeric
 Missing-data codes: *--4
 Columns: 626-627

GEGSGDB Q59b-B Gave sex to get marijuana, hash

PCT	PCT	N	VALUE	LABEL
VALID	ALL			
94.9	6.3	1,966	0	0=NO
5.1	0.3	105	1	1=SEX FOR MARIJ.
	93.2	28,985	-9	-9 = SKIP, INELIG, NA
	0.0	1	-8	-8 = REFUSED
	0.1	31	-5	-5 = SYSTEM MISSING
-----	-----	-----		
100.0	100.0	31,088	cases	

Data type: numeric
 Missing-data codes: *--4
 Columns: 628-629

GEGSGDC Q59b-C Gave sex to get crack

PCT	PCT	N	VALUE	LABEL
VALID	ALL			
23.7	1.6	491	0	0=NO
76.3	5.1	1,578	1	1=SEX FOR CRACK
	93.2	28,985	-9	-9 = SKIP, INELIG, NA
	0.0	1	-8	-8 = REFUSED
	0.0	1	-7	-7 = DO NOT KNOW, UNSURE
	0.1	32	-5	-5 = SYSTEM MISSING
-----	-----	-----		
100.0	100.0	31,088	cases	

Data type: numeric
 Missing-data codes: *--4
 Columns: 630-631

GEGSGDD	Q59b-D Gave sex to get cocaine
----------------	---------------------------------------

PCT	PCT	N	VALUE	LABEL
VALID	ALL			
83.2	5.5	1,724	0	0=NO
16.8	1.1	347	1	1=SEX FOR COCAINE
	93.2	28,985	-9	-9 = SKIP, INELIG, NA
	0.0	1	-8	-8 = REFUSED
	0.0	1	-7	-7 = DO NOT KNOW, UNSURE
	0.1	30	-5	-5 = SYSTEM MISSING
-----	-----	-----		
100.0	100.0	31,088	cases	

Data type: numeric
Missing-data codes: *--4
Columns: 632-633

GEGSGDE	Q59b-E Gave sex to get heroin
----------------	--------------------------------------

PCT	PCT	N	VALUE	LABEL
VALID	ALL			
80.8	5.4	1,673	0	0=NO
19.2	1.3	397	1	1=SEX FOR HEROIN
	93.2	28,985	-9	-9 = SKIP, INELIG, NA
	0.0	1	-8	-8 = REFUSED
	0.1	32	-5	-5 = SYSTEM MISSING
-----	-----	-----		
100.0	100.0	31,088	cases	

Data type: numeric
Missing-data codes: *--4
Columns: 634-635

GEGSGDF Q59b-F Gave sex to get speedball

PCT	PCT	N	VALUE	LABEL
VALID	ALL			
94.9	6.3	1,965	0	0=NO
5.1	0.3	106	1	1=SEX FOR SPDBALL
	93.2	28,985	-9	-9 = SKIP, INELIG, NA
	0.0	1	-8	-8 = REFUSED
	0.1	31	-5	-5 = SYSTEM MISSING
-----	-----	-----		
100.0	100.0	31,088	cases	

Data type: numeric
 Missing-data codes: *--4
 Columns: 636-637

GEGSGDG Q59b-G Gave sex to get methadone, npres

PCT	PCT	N	VALUE	LABEL
VALID	ALL			
99.8	6.6	2,066	0	0=NO
0.2	0.0	5	1	1=SEX FOR METH.
	93.2	28,985	-9	-9 = SKIP, INELIG, NA
	0.0	1	-8	-8 = REFUSED
	0.1	31	-5	-5 = SYSTEM MISSING
-----	-----	-----		
100.0	100.0	31,088	cases	

Data type: numeric
 Missing-data codes: *--4
 Columns: 638-639

GEGSGDH	Q59b-H Gave sex to get other opiates
---------	--------------------------------------

PCT	PCT	N	VALUE	LABEL
VALID	ALL			
99.4	6.6	2,059	0	0=NO
0.6	0.0	12	1	1=SEX FOR OPIATES
	93.2	28,985	-9	-9 = SKIP, INELIG, NA
	0.0	1	-8	-8 = REFUSED
	0.1	31	-5	-5 = SYSTEM MISSING
-----	-----	-----		
100.0	100.0	31,088		cases

Data type: numeric
Missing-data codes: *--4
Columns: 640-641

GEGSGDI	Q59b-I Gave sex to get amphetamines
---------	-------------------------------------

PCT	PCT	N	VALUE	LABEL
VALID	ALL			
98.5	6.6	2,039	0	0=NO
1.5	0.1	32	1	1=SEX FOR AMPHET.
	93.2	28,985	-9	-9 = SKIP, INELIG, NA
	0.0	1	-8	-8 = REFUSED
	0.1	31	-5	-5 = SYSTEM MISSING
-----	-----	-----		
100.0	100.0	31,088		cases

Data type: numeric
Missing-data codes: *--4
Columns: 642-643

GEGSGDJ Q59b-J Gave sex to get some other drug

PCT	PCT	N	VALUE	LABEL
VALID	ALL			
99.2	6.6	2,054	0	0=NO
0.8	0.1	17	1	1=SEX FOR OTH DRGS
	93.2	28,985	-9	-9 = SKIP, INELIG, NA
	0.0	1	-8	-8 = REFUSED
	0.1	31	-5	-5 = SYSTEM MISSING
-----	-----	-----		
100.0	100.0	31,088	cases	

Data type: numeric
 Missing-data codes: *--4
 Columns: 644-645

GEGDHS Q60 Ever given drugs to have sex

PCT	PCT	N	VALUE	LABEL
VALID	ALL			
70.8	70.8	22,003	0	0=NO
29.2	29.1	9,059	1	1=YES, DRUGS-SEX
	0.0	1	-8	-8 = REFUSED
	0.0	5	-7	-7 = DO NOT KNOW, UNSURE
	0.1	20	-5	-5 = SYSTEM MISSING
-----	-----	-----		
100.0	100.0	31,088	cases	

Data type: numeric
 Missing-data codes: *--4
 Columns: 646-647

GEGDHST Q60a Times gave drugs for sex last 30 d

31,088 cases (Range of valid codes: 0-240)

Data type: numeric
 Missing-data codes: *--4
 Columns: 648-650

GGDGSA Q61-A Gave alcohol to get sex

PCT	PCT	N	VALUE	LABEL
VALID	ALL			
88.4	11.4	3,556	0	0=NO
11.6	1.5	466	1	1=ALCOHOL FOR SEX
	86.9	27,009	-9	-9 = SKIP, INELIG, NA
	0.2	57	-5	-5 = SYSTEM MISSING
-----	-----	-----		
100.0	100.0	31,088		cases

Data type: numeric
Missing-data codes: *--4
Columns: 651-652

GGDGSB Q61-B Gave marijuana to get sex

PCT	PCT	N	VALUE	LABEL
VALID	ALL			
95.2	12.3	3,826	0	0=NO
4.8	0.6	194	1	1=MARIJ. FOR SEX
	86.9	27,009	-9	-9 = SKIP, INELIG, NA
	0.2	59	-5	-5 = SYSTEM MISSING
-----	-----	-----		
100.0	100.0	31,088		cases

Data type: numeric
Missing-data codes: *--4
Columns: 653-654

GGDGSC Q61-C Gave crack get sex

PCT	PCT	N	VALUE	LABEL
VALID	ALL			
14.9	1.9	599	0	0=NO
85.1	11.0	3,424	1	1=CRACK FOR SEX
	86.9	27,009	-9	-9 = SKIP, INELIG, NA
	0.2	56	-5	-5 = SYSTEM MISSING
-----	-----	-----		
100.0	100.0	31,088		cases

Data type: numeric
Missing-data codes: *--4
Columns: 655-656

GGDGSD Q61-D Gave cocaine to get sex

PCT	PCT	N	VALUE	LABEL
VALID	ALL			
85.8	11.1	3,454	0	0=NO
14.2	1.8	570	1	1=COCAINE FOR SEX
	86.9	27,008	-9	-9 = SKIP, INELIG, NA
	0.0	1	-7	-7 = DO NOT KNOW, UNSURE
	0.2	55	-5	-5 = SYSTEM MISSING
-----	-----	-----		
100.0	100.0	31,088	cases	

Data type: numeric
 Missing-data codes: *--4
 Columns: 657-658

GGDGSE Q61-E Gave heroin to get sex

PCT	PCT	N	VALUE	LABEL
VALID	ALL			
92.9	12.0	3,738	0	0=NO
7.1	0.9	284	1	1=HEROIN FOR SEX
	86.9	27,009	-9	-9 = SKIP, INELIG, NA
	0.2	57	-5	-5 = SYSTEM MISSING
-----	-----	-----		
100.0	100.0	31,088	cases	

Data type: numeric
 Missing-data codes: *--4
 Columns: 659-660

GGDGSF Q61-F Gave speedball to get sex

PCT	PCT	N	VALUE	LABEL
VALID	ALL			
97.6	12.6	3,925	0	0=NO
2.4	0.3	97	1	1=SPDBALL FOR SEX
	86.9	27,009	-9	-9 = SKIP, INELIG, NA
	0.2	57	-5	-5 = SYSTEM MISSING
-----	-----	-----		
100.0	100.0	31,088	cases	

Data type: numeric
 Missing-data codes: *--4
 Columns: 661-662

GGDGSG Q61-G Gave methadone, nonpres to get sex

PCT	PCT	N	VALUE	LABEL
VALID	ALL			
100.0	12.9	4,022	1	1=NO/YES: METH. FOR SEX (CONF)
	86.9	27,009	-9	-9=SKIP
	0.2	57	-5	-5=SYSTEM MISSING
-----	-----	-----		
100.0	100.0	31,088		cases

Data type: numeric
Missing-data codes: *--4
Columns: 663-664

GGDGSH Q61-H Gave other opiates to get sex

PCT	PCT	N	VALUE	LABEL
VALID	ALL			
99.7	12.9	4,011	0	0=NO
0.3	0.0	11	1	1=OPIATES FOR SEX
	86.9	27,009	-9	-9 = SKIP, INELIG, NA
	0.2	57	-5	-5 = SYSTEM MISSING
-----	-----	-----		
100.0	100.0	31,088		cases

Data type: numeric
Missing-data codes: *--4
Columns: 665-666

GGDGSI Q61-I Gave amphetamines to get sex

PCT	PCT	N	VALUE	LABEL
VALID	ALL			
99.2	12.8	3,991	0	0=NO
0.8	0.1	31	1	1=AMPHET. FOR SEX
	86.9	27,009	-9	-9 = SKIP, INELIG, NA
	0.2	57	-5	-5 = SYSTEM MISSING
-----	-----	-----		
100.0	100.0	31,088		cases

Data type: numeric
Missing-data codes: *--4
Columns: 667-668

GGDGSJ Q61-J Gave some other drug to get sex

PCT	PCT	N	VALUE	LABEL
VALID	ALL			
99.8	12.9	4,012	0	0=NO
0.2	0.0	10	1	1=OTH DRUG FOR SEX
	86.9	27,009	-9	-9 = SKIP, INELIG, NA
	0.2	57	-5	-5 = SYSTEM MISSING
-----	-----	-----		
100.0	100.0	31,088		cases

Data type: numeric
 Missing-data codes: *--4
 Columns: 669-670

GEGSGM Q62 Ever given sex to get money

PCT	PCT	N	VALUE	LABEL
VALID	ALL			
75.7	75.6	23,505	0	0=NO
24.3	24.3	7,561	1	1=YES, SEX-MONEY
	0.0	1	-8	-8 = REFUSED
	0.0	8	-7	-7 = DO NOT KNOW, UNSURE
	0.0	13	-5	-5 = SYSTEM MISSING
-----	-----	-----		
100.0	100.0	31,088		cases

Data type: numeric
 Missing-data codes: *--4
 Columns: 671-672

GEGSGMT Q62a Times gave sex for money last 30 d

31,088 cases (Range of valid codes: 0-800)

Data type: numeric
 Missing-data codes: *--4
 Columns: 673-675

GEGMHS	Q63 Ever given money to have sex
--------	----------------------------------

PCT	PCT	N	VALUE	LABEL
VALID	ALL			
78.2	77.9	24,214	0	0=NO
21.8	21.7	6,735	1	1=YES, MONEY-SEX
	0.0	1	-8	-8 = REFUSED
	0.0	7	-7	-7 = DO NOT KNOW, UNSURE
	0.4	131	-5	-5 = SYSTEM MISSING
-----	-----	-----		
100.0	100.0	31,088		cases

Data type: numeric
Missing-data codes: *--4
Columns: 676-677

GEGMHST	Q63a Times gave money for sex last 30 d
---------	---

PCT	PCT	N	VALUE	LABEL
VALID	ALL			
76.7	16.5	5,114	0	
7.4	1.6	491	1	
5.9	1.3	390	2	
2.7	0.6	179	3	
1.6	0.3	104	4	
1.8	0.4	121	5	
0.7	0.2	49	6	
0.3	0.1	23	7	
0.5	0.1	31	8	
0.0	0.0	3	9	
0.9	0.2	63	10	
0.0	0.0	2	11	
0.1	0.0	7	12	
0.0	0.0	2	13	
0.0	0.0	1	14	
0.5	0.1	31	15	
0.0	0.0	3	16	
0.0	0.0	1	17	
0.1	0.0	5	18	
0.4	0.1	24	20	
0.0	0.0	1	21	
0.0	0.0	2	22	
0.0	0.0	3	25	
0.1	0.0	4	28	
0.2	0.0	10	30	
	78.3	24,334	-9	-9 = SKIP, INELIG, NA
	0.0	10	-7	-7 = DO NOT KNOW, UNSURE
	0.3	80	-5	-5 = SYSTEM MISSING
-----	-----	-----		
100.0	100.0	31,088		cases

Data type: numeric
Missing-data codes: *--4
Columns: 678-679

GSPREF	Q64 Sexual preference
--------	-----------------------

PCT	PCT	N	VALUE	LABEL
VALID	ALL			
93.6	93.3	29,009	1	1=HETEROSEXUAL
1.2	1.2	368	2	2=GAY
1.0	1.0	323	3	3=LESBIAN
3.9	3.9	1,220	4	4=BISEXUAL
0.2	0.2	60	5	5=OTHER
	0.0	9	-8	-8 = REFUSED
	0.0	14	-7	-7 = DO NOT KNOW, UNSURE
	0.3	85	-5	-5 = SYSTEM MISSING
-----	-----	-----		
100.0	100.0	31,088	cases	

Data type: numeric

Missing-data codes: *--4

Columns: 680-681

HHLTHA	Q65-A Times been told hepatitis B
---------------	--

PCT	PCT	N	VALUE	LABEL
VALID	ALL			
87.3	86.9	27,016	0	
10.9	10.8	3,359	1	
1.2	1.2	386	2	
0.3	0.3	104	3	
0.1	0.1	32	4	
0.1	0.1	19	5	
0.0	0.0	9	6	
0.0	0.0	2	7	
0.0	0.0	3	8	
0.0	0.0	1	9	
0.0	0.0	10	10	
0.0	0.0	1	12	
0.0	0.0	1	13	
0.0	0.0	1	16	
0.0	0.0	5	20	
0.0	0.0	1	89	
0.0	0.0	1	100	
0.0	0.0	1	111	
	0.0	4	-9	-9 = SKIP, INELIG, NA
	0.0	1	-8	-8 = REFUSED
	0.4	111	-7	-7 = DO NOT KNOW, UNSURE
	0.1	20	-5	-5 = SYSTEM MISSING
-----	-----	-----		
100.0	100.0	31,088	cases	

Data type: numeric
Missing-data codes: *--4
Columns: 682-684

XYHHLTHA	Age treated for hepatitis B
-----------------	------------------------------------

31,088 cases (Range of valid codes: 0-61)

Data type: numeric
Missing-data codes: *--4
Columns: 685-686

HHLTHB

Q65-B Times been told gonorrhea

PCT VALID	PCT ALL	N	VALUE	LABEL
65.2	65.0	20,208	0	
20.5	20.5	6,368	1	
7.5	7.5	2,324	2	
3.0	3.0	938	3	
1.2	1.2	387	4	
0.9	0.9	279	5	
0.4	0.4	125	6	
0.2	0.2	73	7	
0.2	0.2	52	8	
0.1	0.1	16	9	
0.4	0.4	113	10	
0.0	0.0	4	11	
0.1	0.1	19	12	
0.0	0.0	7	13	
0.0	0.0	10	14	
0.1	0.1	23	15	
0.0	0.0	1	16	
0.0	0.0	3	17	
0.0	0.0	2	18	
0.0	0.0	2	19	
0.1	0.1	34	20	
0.0	0.0	1	22	
0.0	0.0	6	25	
0.0	0.0	1	26	
0.0	0.0	8	30	
0.0	0.0	1	35	
0.0	0.0	1	40	
0.0	0.0	1	42	
0.0	0.0	6	50	
0.0	0.0	3	100	
	0.0	4	-9	-9 = SKIP, INELIG, NA
	0.0	1	-8	-8 = REFUSED
	0.2	48	-7	-7 = DO NOT KNOW, UNSURE
	0.1	19	-5	-5 = SYSTEM MISSING

 100.0 100.0 31,088 cases

Data type: numeric
 Missing-data codes: *--4
 Columns: 687-689

XYHHLTHB	Age treated for gonorrhea
-----------------	----------------------------------

31,088 cases (Range of valid codes: 3-64)

Data type: numeric

Missing-data codes: *--4

Columns: 690-691

HHLTHC	Q65-C Times been told syphilis
---------------	---------------------------------------

PCT	PCT	N	VALUE	LABEL
VALID	ALL			
89.2	89.1	27,693	0	
9.2	9.2	2,868	1	
1.1	1.1	331	2	
0.2	0.2	73	3	
0.1	0.1	29	4	
0.1	0.1	19	5	
0.0	0.0	9	6	
0.0	0.0	1	7	
0.0	0.0	2	8	
0.0	0.0	6	10	
0.0	0.0	1	11	
0.0	0.0	1	12	
0.0	0.0	1	13	
0.0	0.0	1	15	
0.0	0.0	1	18	
0.0	0.0	2	20	
0.0	0.0	2	30	
	0.0	4	-9	-9 = SKIP, INELIG, NA
	0.0	2	-8	-8 = REFUSED
	0.1	26	-7	-7 = DO NOT KNOW, UNSURE
	0.1	16	-5	-5 = SYSTEM MISSING
-----	-----	-----		
100.0	100.0	31,088	cases	

Data type: numeric

Missing-data codes: *--4

Columns: 692-693

XYHHLTHC Age treated for syphilis

31,088 cases (Range of valid codes: 5-60)

Data type: numeric
 Missing-data codes: *--4
 Columns: 694-695

HHLTHD Q65-D Times been told genital warts

PCT	PCT	N	VALUE	LABEL
VALID	ALL			
96.0	95.9	29,816	0	
3.6	3.6	1,119	1	
0.3	0.3	86	2	
0.0	0.0	13	3	
0.0	0.0	10	4	
0.0	0.0	8	5	
0.0	0.0	1	6	
0.0	0.0	1	8	
0.0	0.0	2	10	
0.0	0.0	1	15	
0.0	0.0	1	20	
0.0	0.0	1	22	
	0.0	4	-9	-9 = SKIP, INELIG, NA
	0.0	1	-8	-8 = REFUSED
	0.0	9	-7	-7 = DO NOT KNOW, UNSURE
	0.0	15	-5	-5 = SYSTEM MISSING

 100.0 100.0 31,088 cases

Data type: numeric
 Missing-data codes: *--4
 Columns: 696-697

XYHHLTHD Age treated for genital warts

31,088 cases (Range of valid codes: 8-58)

Data type: numeric
 Missing-data codes: *--4
 Columns: 698-699

HHLTHE	Q65-E Times been told chlamydia
--------	---------------------------------

PCT	PCT	N	VALUE	LABEL
VALID	ALL			
94.4	94.3	29,308	0	
4.3	4.3	1,327	1	
0.9	0.9	271	2	
0.3	0.3	84	3	
0.1	0.1	29	4	
0.0	0.0	11	5	
0.0	0.0	9	6	
0.0	0.0	1	7	
0.0	0.0	2	8	
0.0	0.0	1	9	
0.0	0.0	6	10	
0.0	0.0	1	11	
0.0	0.0	1	15	
0.0	0.0	1	20	
0.0	0.0	1	25	
0.0	0.0	1	26	
	0.0	4	-9	-9 = SKIP, INELIG, NA
	0.0	1	-8	-8 = REFUSED
	0.0	12	-7	-7 = DO NOT KNOW, UNSURE
	0.1	17	-5	-5 = SYSTEM MISSING
-----	-----	-----		
100.0	100.0	31,088	cases	

Data type: numeric
Missing-data codes: *--4
Columns: 700-701

XYHHLTHE	Age treated for chlamydia
----------	---------------------------

31,088 cases (Range of valid codes: 9-58)

Data type: numeric
Missing-data codes: *--4
Columns: 702-703

HHLTHF **Q65-F Times been told genital herpes**

PCT	PCT	N	VALUE	LABEL
VALID	ALL			
97.8	97.7	30,364	0	
1.9	1.9	594	1	
0.1	0.1	33	2	
0.0	0.0	11	3	
0.0	0.0	7	4	
0.0	0.0	6	5	
0.0	0.0	2	6	
0.0	0.0	1	7	
0.0	0.0	4	10	
0.0	0.0	2	12	
0.0	0.0	1	15	
0.0	0.0	3	20	
0.0	0.0	1	24	
0.0	0.0	1	30	
0.0	0.0	1	36	
0.0	0.0	1	50	
0.0	0.0	1	100	
0.0	0.0	1	567	
	0.0	5	-9	-9 = SKIP, INELIG, NA
	0.0	1	-8	-8 = REFUSED
	0.0	10	-7	-7 = DO NOT KNOW, UNSURE
	0.1	38	-5	-5 = SYSTEM MISSING
-----	-----	-----		
100.0	100.0	31,088	cases	

Data type: numeric
 Missing-data codes: *--4
 Columns: 704-706

XYHHLTHF **Age treated for genital herpes**

31,088 cases (Range of valid codes: 10-57)

Data type: numeric
 Missing-data codes: *--4
 Columns: 707-708

HHLTHG	Q65-G Times been told trichomonas
---------------	--

PCT	PCT	N	VALUE	LABEL
VALID	ALL			
75.4	22.9	7,121	0	
13.6	4.1	1,287	1	
5.1	1.6	485	2	
2.4	0.7	222	3	
1.2	0.4	118	4	
0.7	0.2	64	5	
0.4	0.1	34	6	
0.2	0.1	16	7	
0.2	0.1	16	8	
0.0	0.0	3	9	
0.4	0.1	41	10	
0.0	0.0	2	11	
0.1	0.0	5	12	
0.1	0.0	6	15	
0.1	0.0	12	20	
0.0	0.0	1	25	
0.0	0.0	4	30	
0.1	0.0	6	50	
0.0	0.0	1	60	
0.0	0.0	1	64	
0.0	0.0	1	100	
	0.2	52	-9	-9 = SKIP, INELIG, NA
	0.0	1	-8	-8 = REFUSED
	0.1	37	-7	-7 = DO NOT KNOW, UNSURE
	68.9	21,434	-6	-6 = NOT APPLIC
	0.4	118	-5	-5 = SYSTEM MISSING
-----	-----	-----		
100.0	100.0	31,088	cases	

Data type: numeric
Missing-data codes: *--4
Columns: 709-711

XYHHLTHG	Age treated for trichonomas
-----------------	------------------------------------

31,088 cases (Range of valid codes: 8-64)

Data type: numeric
Missing-data codes: *--4
Columns: 712-713

HHLTHH Q65-H Times been told yeast infection

31,088 cases (Range of valid codes: 0-995)

Data type: numeric
 Missing-data codes: *--4
 Columns: 714-716

XYHHLTHH Age treated for yeast infection

31,088 cases (Range of valid codes: 6-69)

Data type: numeric
 Missing-data codes: *--4
 Columns: 717-718

HPREG Q66 (Females) Currently pregnant?

PCT	PCT	N	VALUE	LABEL
VALID	ALL			
29.2	28.8	8,965	0	0=NOT PREGNANT
1.0	1.0	313	1	1=PREGNANT
69.8	69.1	21,469	6	6=N-A, MALE
	0.0	1	-8	-8 = REFUSED
	0.6	193	-7	-7 = DO NOT KNOW, UNSURE
	0.5	147	-5	-5 = SYSTEM MISSING
-----	-----	-----		
100.0	100.0	31,088	cases	

Data type: numeric
 Missing-data codes: *--4
 Columns: 719-720

HTST Q67 Times had a blood test for HIV

31,088 cases (Range of valid codes: 0-76)

Data type: numeric
 Missing-data codes: *--4
 Columns: 721-722

HTSTDX Q67a Times got the blood test results

31,088 cases (Range of valid codes: 0-76)

Data type: numeric

Missing-data codes: *--4

Columns: 723-724

XYHTST1 Age first tested (Q68)

31,088 cases (Range of valid codes: 4-74)

Data type: numeric

Missing-data codes: *--4

Columns: 725-726

XMHTSTL Last tested (mths before RB3)

31,088 cases (Range of valid codes: -201-12)

Data type: numeric

Missing-data code: -9999

Columns: 727-731

HTSTDXL Q70 Got test results that last time?

PCT	PCT	N	VALUE	LABEL
VALID	ALL			
19.8	13.1	4,069	0	0=NO
80.2	52.9	16,456	1	1=YES, GOT RESULTS
	33.4	10,386	-9	-9 = SKIP, INELIG, NA
	0.0	1	-8	-8 = REFUSED
	0.2	51	-7	-7 = DO NOT KNOW, UNSURE
	0.4	125	-5	-5 = SYSTEM MISSING
-----	-----	-----		
100.0	100.0	31,088	cases	

Data type: numeric

Missing-data codes: *--4

Columns: 732-733

HHIV Q71 Ever been told HIV infected?

PCT VALID	PCT ALL	N	VALUE	LABEL
95.0	62.9	19,557	0	0=NO
5.0	3.3	1,033	1	1=HIV INFECTION
	33.4	10,376	-9	-9 = SKIP, INELIG, NA
	0.0	5	-8	-8 = REFUSED
	0.3	79	-7	-7 = DO NOT KNOW, UNSURE
	0.1	38	-5	-5 = SYSTEM MISSING
-----	-----	-----		
100.0	100.0	31,088	cases	

Data type: numeric
 Missing-data codes: *--4
 Columns: 734-735

XYHHIV Age told have HIV (Q71a)

31,088 cases (Range of valid codes: 15-59)

Data type: numeric
 Missing-data codes: *--4
 Columns: 736-737

HARC Q72 Ever been told have ARC?

PCT VALID	PCT ALL	N	VALUE	LABEL
99.3	65.7	20,433	0	0=NO
0.7	0.5	148	1	1=YES, HAS ARC
	33.4	10,377	-9	-9 = SKIP, INELIG, NA
	0.0	4	-8	-8 = REFUSED
	0.3	83	-7	-7 = DO NOT KNOW, UNSURE
	0.1	43	-5	-5 = SYSTEM MISSING
-----	-----	-----		
100.0	100.0	31,088	cases	

Data type: numeric
 Missing-data codes: *--4
 Columns: 738-739

XYHARC	Age told have ARC (Q72a)
---------------	---------------------------------

PCT VALID	PCT ALL	N	VALUE	LABEL
0.0	0.0	0	0	0 years
1.5	0.0	2	20	
0.7	0.0	1	21	
0.7	0.0	1	22	
1.5	0.0	2	23	
3.0	0.0	4	25	
2.2	0.0	3	26	
4.5	0.0	6	27	
2.2	0.0	3	28	
3.0	0.0	4	29	
6.0	0.0	8	30	
4.5	0.0	6	31	
2.2	0.0	3	32	
3.7	0.0	5	33	
6.7	0.0	9	34	
7.5	0.0	10	35	
3.0	0.0	4	36	
5.2	0.0	7	37	
4.5	0.0	6	38	
5.2	0.0	7	39	
5.2	0.0	7	40	
4.5	0.0	6	41	
3.0	0.0	4	42	
3.0	0.0	4	43	
3.7	0.0	5	44	
3.7	0.0	5	45	
2.2	0.0	3	46	
2.2	0.0	3	47	
0.7	0.0	1	49	
0.7	0.0	1	50	
0.7	0.0	1	51	
0.7	0.0	1	52	
0.7	0.0	1	56	
0.7	0.0	1	57	
	99.6	30,954	-5	-5 = System Missing
-----	-----	-----		
100.0	100.0	31,088	cases	

Data type: numeric
 Missing-data codes: *--4
 Columns: 740-741

HAIDS Q73 Ever been told have AIDS?

PCT	PCT	N	VALUE	LABEL
VALID	ALL			
99.3	65.9	20,495	0	0=NO
0.7	0.4	137	1	1=YES, HAS AIDS
	33.2	10,320	-9	-9 = SKIP, INELIG, NA
	0.0	4	-8	-8 = REFUSED
	0.2	77	-7	-7 = DO NOT KNOW, UNSURE
	0.2	55	-5	-5 = SYSTEM MISSING
-----	-----	-----		
100.0	100.0	31,088		cases

Data type: numeric
 Missing-data codes: *--4
 Columns: 742-743

XYHAIDS Age told have AIDS (Q73a)

31,088 cases (Range of valid codes: 21-71)

Data type: numeric
 Missing-data codes: *--4
 Columns: 744-745

HCHANCE Q74 Chance of getting AIDS

PCT	PCT	N	VALUE	LABEL
VALID	ALL			
23.1	22.7	7,053	0	0=0%, NO CHANCE
44.2	43.5	13,510	1	1=25%, SOME CHANCE
16.7	16.4	5,093	2	2=50%, HALF CHANCE
11.1	10.9	3,392	3	3=75%, HIGH CHANCE
4.2	4.1	1,285	4	4=100% SURE CHANCE
0.7	0.7	227	6	6=HAS AIDS
	0.0	14	-8	-8 = REFUSED
	1.4	429	-7	-7 = DO NOT KNOW, UNSURE
	0.3	85	-5	-5 = SYSTEM MISSING
-----	-----	-----		
100.0	100.0	31,088		cases

Data type: numeric
 Missing-data codes: *--4
 Columns: 746-747

HRR	Q75 Ever got AIDS info, bleach, condoms?
-----	--

PCT	PCT	N	VALUE	LABEL
VALID	ALL			
55.8	55.7	17,324	0	0=NO
44.2	44.2	13,744	1	1=YES
	0.0	3	-7	-7 = DO NOT KNOW, UNSURE
	0.1	17	-5	-5 = SYSTEM MISSING
-----	-----	-----		
100.0	100.0	31,088	cases	

Data type: numeric
Missing-data codes: *--4
Columns: 748-749

HRR	Q76-A Got AIDS prevention info, 30 days
-----	---

PCT	PCT	N	VALUE	LABEL
VALID	ALL			
47.8	21.2	6,576	0	0=NO
52.2	23.1	7,176	1	1=YES, GOT INFO.
	55.7	17,306	-9	-9 = SKIP, INELIG, NA
	0.0	1	-8	-8 = REFUSED
	0.0	2	-7	-7 = DO NOT KNOW, UNSURE
	0.1	27	-5	-5 = SYSTEM MISSING
-----	-----	-----		
100.0	100.0	31,088	cases	

Data type: numeric
Missing-data codes: *--4
Columns: 750-751

HRRB Q76-B Got bleach, 30 days

PCT	PCT	N	VALUE	LABEL
VALID	ALL			
66.7	29.4	9,135	0	0=NO
33.3	14.6	4,554	1	1=YES, GOT BLEACH
	55.9	17,367	-9	-9 = SKIP, INELIG, NA
	0.0	1	-8	-8 = REFUSED
	0.0	1	-7	-7 = DO NOT KNOW, UNSURE
	0.1	30	-5	-5 = SYSTEM MISSING
-----	-----	-----		
100.0	100.0	31,088	cases	

Data type: numeric
 Missing-data codes: *--4
 Columns: 752-753

HRRC Q76-C Got other materials, 30 days

PCT	PCT	N	VALUE	LABEL
VALID	ALL			
80.7	35.5	11,040	0	0=NO
19.3	8.5	2,644	1	1=YES, GOT MATLS
	55.9	17,369	-9	-9 = SKIP, INELIG, NA
	0.0	1	-8	-8 = REFUSED
	0.0	1	-7	-7 = DO NOT KNOW, UNSURE
	0.1	33	-5	-5 = SYSTEM MISSING
-----	-----	-----		
100.0	100.0	31,088	cases	

Data type: numeric
 Missing-data codes: *--4
 Columns: 754-755

HRRD	Q76-D Got clean needle, 30 days
------	---------------------------------

PCT	PCT	N	VALUE	LABEL
VALID	ALL			
84.7	37.3	11,587	0	0=NO
15.3	6.7	2,097	1	1=CLEAN NEEDLE
	55.9	17,368	-9	-9 = SKIP, INELIG, NA
	0.0	1	-8	-8 = REFUSED
	0.0	1	-7	-7 = DO NOT KNOW, UNSURE
	0.1	34	-5	-5 = SYSTEM MISSING
-----	-----	-----		
100.0	100.0	31,088	cases	

Data type: numeric
Missing-data codes: *--4
Columns: 756-757

HRRE	Q76-E Got condom, latex, info, 30 days
------	--

PCT	PCT	N	VALUE	LABEL
VALID	ALL			
45.0	19.9	6,186	0	0=NO
55.0	24.3	7,569	1	1=YES, CONDOMS
	55.7	17,306	-9	-9 = SKIP, INELIG, NA
	0.0	1	-8	-8 = REFUSED
	0.1	26	-5	-5 = SYSTEM MISSING
-----	-----	-----		
100.0	100.0	31,088	cases	

Data type: numeric
Missing-data codes: *--4
Columns: 758-759

HRRF Q76-F Referred to drug treatment, 30 d

PCT	PCT	N	VALUE	LABEL
VALID	ALL			
85.3	37.7	11,731	0	0=NO
14.7	6.5	2,018	1	1=YES, DT REFERRAL
	55.7	17,310	-9	-9 = SKIP, INELIG, NA
	0.0	1	-8	-8 = REFUSED
	0.0	1	-7	-7 = DO NOT KNOW, UNSURE
	0.1	27	-5	-5 = SYSTEM MISSING
-----	-----	-----		
100.0	100.0	31,088	cases	

Data type: numeric
 Missing-data codes: *--4
 Columns: 760-761

HRRG Q76-G Referred to needle exchange, 30 d

PCT	PCT	N	VALUE	LABEL
VALID	ALL			
92.7	40.9	12,706	0	0=NO
7.3	3.2	1,001	1	1=YES, NEEDLE REF.
	55.8	17,349	-9	-9 = SKIP, INELIG, NA
	0.0	1	-8	-8 = REFUSED
	0.0	1	-7	-7 = DO NOT KNOW, UNSURE
	0.1	30	-5	-5 = SYSTEM MISSING
-----	-----	-----		
100.0	100.0	31,088	cases	

Data type: numeric
 Missing-data codes: *--4
 Columns: 762-763

HRRH	Q76-H Referred for test, services, 30 d
------	---

PCT	PCT	N	VALUE	LABEL
VALID	ALL			
85.4	37.8	11,743	0	0=NO
14.6	6.5	2,008	1	1=SERVICE REF.
	55.7	17,305	-9	-9 = SKIP, INELIG, NA
	0.0	1	-8	-8 = REFUSED
	0.0	1	-7	-7 = DO NOT KNOW, UNSURE
	0.1	30	-5	-5 = SYSTEM MISSING
-----	-----	-----		
100.0	100.0	31,088	cases	

Data type: numeric
Missing-data codes: *--4
Columns: 764-765

HRISKA	Q76a-A Cut back on IV drug use
--------	--------------------------------

PCT	PCT	N	VALUE	LABEL
VALID	ALL			
67.2	42.3	13,155	0	0=SAME IV DRUG USE
32.8	20.6	6,415	1	1=LESS IV DRUG USE
	36.6	11,386	-9	-9 = SKIP, INELIG, NA
	0.0	5	-8	-8 = REFUSED
	0.1	23	-7	-7 = DO NOT KNOW, UNSURE
	0.3	104	-5	-5 = SYSTEM MISSING
-----	-----	-----		
100.0	100.0	31,088	cases	

Data type: numeric
Missing-data codes: *--4
Columns: 766-767

HRISKB Q76a-B Cut back on needle sharing

PCT	PCT	N	VALUE	LABEL
VALID	ALL			
58.9	32.3	10,033	0	0=SHARED NEEDLES
41.1	22.5	6,996	1	1=LESS SHARING
	44.7	13,899	-9	-9 = SKIP, INELIG, NA
	0.0	7	-8	-8 = REFUSED
	0.1	24	-7	-7 = DO NOT KNOW, UNSURE
	0.4	129	-5	-5 = SYSTEM MISSING
-----	-----	-----		
100.0	100.0	31,088	cases	

Data type: numeric
 Missing-data codes: *--4
 Columns: 768-769

HRISKC Q76a-C Cleaned needles with bleach

PCT	PCT	N	VALUE	LABEL
VALID	ALL			
60.9	36.6	11,387	0	0=NO, DIDNT CLEAN
39.1	23.5	7,296	1	1=CLEANED NEEDLES
	39.2	12,198	-9	-9 = SKIP, INELIG, NA
	0.0	8	-8	-8 = REFUSED
	0.1	22	-7	-7 = DO NOT KNOW, UNSURE
	0.6	177	-5	-5 = SYSTEM MISSING
-----	-----	-----		
100.0	100.0	31,088	cases	

Data type: numeric
 Missing-data codes: *--4
 Columns: 770-771

HRISKD	Q76a-D Reduced number of sex partners
---------------	--

PCT	PCT	N	VALUE	LABEL
VALID	ALL			
55.0	47.9	14,892	0	0=MANY PARTNERS
45.0	39.3	12,205	1	1=FEWER PARTNERS
	12.0	3,736	-9	-9 = SKIP, INELIG, NA
	0.0	7	-8	-8 = REFUSED
	0.1	21	-7	-7 = DO NOT KNOW, UNSURE
	0.7	227	-5	-5 = SYSTEM MISSING
-----	-----	-----		
100.0	100.0	31,088	cases	

Data type: numeric
Missing-data codes: *--4
Columns: 772-773

HRISKE	Q76a-E Used a condom or latex protection
---------------	---

PCT	PCT	N	VALUE	LABEL
VALID	ALL			
71.3	62.2	19,324	0	0=NO, NO CONDOM
28.7	25.0	7,782	1	1=YES, CONDOM USE
	12.2	3,806	-9	-9 = SKIP, INELIG, NA
	0.0	9	-8	-8 = REFUSED
	0.1	22	-7	-7 = DO NOT KNOW, UNSURE
	0.5	145	-5	-5 = SYSTEM MISSING
-----	-----	-----		
100.0	100.0	31,088	cases	

Data type: numeric
Missing-data codes: *--4
Columns: 774-775

HRISKF Q76a-F Other change in sexual patterns

PCT	PCT	N	VALUE	LABEL
VALID	ALL			
80.9	71.1	22,097	0	0=NO CHG SEX PRACT
19.1	16.7	5,205	1	1=YES,CHG SEX PRAC
	11.2	3,472	-9	-9 = SKIP, INELIG, NA
	0.0	7	-8	-8 = REFUSED
	0.1	29	-7	-7 = DO NOT KNOW, UNSURE
	0.9	278	-5	-5 = SYSTEM MISSING
-----	-----	-----		
100.0	100.0	31,088		cases

Data type: numeric
 Missing-data codes: *--4
 Columns: 776-777

IJAIL Q77 Life times arrested, booked - crime

31,088 cases (Range of valid codes: 0-775)

Data type: numeric
 Missing-data codes: *--4
 Columns: 778-780

IJAILDA Q77a Days in lifetime spent in jail

31,088 cases (Range of valid codes: 0-98)

Data type: numeric
 Missing-data codes: *--4
 Columns: 781-782

IJAILMO	Q77a Months in lifetime spent in jail
---------	---------------------------------------

PCT VALID	PCT ALL	N	VALUE	LABEL
71.6	67.5	20,978	0	
4.6	4.3	1,348	1	
3.1	3.0	922	2	
3.5	3.3	1,038	3	
2.1	1.9	605	4	
1.0	0.9	285	5	
9.3	8.7	2,716	6	
0.9	0.9	266	7	
1.4	1.3	407	8	
1.2	1.2	364	9	
0.6	0.6	182	10	
0.4	0.4	119	11	
0.1	0.1	31	12	
0.0	0.0	1	13	
0.0	0.0	1	15	
0.0	0.0	1	16	
0.0	0.0	8	18	
0.0	0.0	1	19	
0.0	0.0	1	21	
0.0	0.0	3	22	
0.0	0.0	1	30	
0.0	0.0	1	44	
	0.2	60	-9	-9 = SKIP, INELIG, NA
	0.2	56	-8	-8 = REFUSED
	3.1	976	-7	-7 = DO NOT KNOW, UNSURE
	2.3	717	-5	-5 = SYSTEM MISSING
-----	-----	-----		
100.0	100.0	31,088	cases	

Data type: numeric
Missing-data codes: *--4
Columns: 783-784

IJAILYR	Q77a Years in lifetime spent in jail
---------	--------------------------------------

31,088 cases (Range of valid codes: 0-60)

Data type: numeric
Missing-data codes: *--4
Columns: 785-786

IJAIL30 Q78 Times arrested & charged, 30 days

PCT VALID	PCT ALL	N	VALUE	LABEL
91.8	73.6	22,877	0	
6.9	5.6	1,726	1	
0.8	0.6	200	2	
0.3	0.2	66	3	
0.1	0.0	13	4	
0.0	0.0	11	5	
0.0	0.0	7	6	
0.0	0.0	2	7	
0.0	0.0	1	8	
0.0	0.0	1	10	
0.0	0.0	1	12	
0.0	0.0	1	15	
0.0	0.0	1	19	
0.0	0.0	1	27	
0.0	0.0	2	30	
	18.2	5,649	-9	-9 = SKIP, INELIG, NA
	0.2	47	-8	-8 = REFUSED
	0.0	9	-7	-7 = DO NOT KNOW, UNSURE
	1.5	473	-5	-5 = SYSTEM MISSING
-----	-----	-----		
100.0	100.0	31,088	cases	

Data type: numeric
 Missing-data codes: *--4
 Columns: 787-788

IJAILD Q78a Days in jail-prison, last 30 days

PCT VALID	PCT ALL	N	VALUE	LABEL
91.6	71.3	22,164	0	
2.7	2.1	647	1	
1.0	0.8	244	2	
0.8	0.7	203	3	
0.4	0.3	104	4	
0.5	0.4	122	5	
0.2	0.2	52	6	
0.4	0.3	106	7	
0.1	0.1	35	8	
0.1	0.1	27	9	
0.3	0.3	83	10	
0.1	0.1	21	11	
0.1	0.1	22	12	
0.0	0.0	10	13	
0.2	0.2	57	14	
0.3	0.2	63	15	
0.1	0.1	21	16	
0.0	0.0	12	17	
0.1	0.0	15	18	
0.0	0.0	8	19	
0.2	0.1	37	20	
0.2	0.1	43	21	
0.0	0.0	8	22	
0.1	0.0	13	23	
0.0	0.0	9	24	
0.1	0.1	17	25	
0.0	0.0	3	26	
0.0	0.0	10	27	
0.0	0.0	9	28	
0.0	0.0	6	29	
0.1	0.1	31	30	
	19.4	6,023	-9	-9 = SKIP, INELIG, NA
	0.1	46	-8	-8 = REFUSED
	0.0	7	-7	-7 = DO NOT KNOW, UNSURE
	2.6	810	-5	-5 = SYSTEM MISSING

 100.0 100.0 31,088 cases

Data type: numeric
 Missing-data codes: *--4
 Columns: 789-790

JWORK Q79 Current work situation

PCT VALID	PCT ALL	N	VALUE	LABEL
41.7	41.7	12,969	1	1=UNEMPLOYED, LOOK
18.9	18.9	5,862	2	2=UNEMPL, NOT LOOK
8.8	8.8	2,727	3	3=FULL TIME JOB
12.9	12.9	4,010	4	4=PART TIME JOB
1.1	1.1	336	5	5=STRIKE, SICK...
2.4	2.4	732	6	6=HOMEMAKER
0.6	0.6	183	7	7=IN SCHOOL ONLY
0.6	0.6	200	8	8=RETIRED
11.3	11.3	3,506	9	9=DISABLED
0.1	0.1	21	10	10=IN PRISON
0.0	0.0	0	11	11=IN MILITARY
1.7	1.7	520	12	12=SOMETHING ELSE
	0.1	22	-5	-5 = SYSTEM MISSING
-----	-----	-----		
100.0	100.0	31,088		cases

Data type: numeric
 Missing-data codes: *--4
 Columns: 791-792

JINCA Q80-A \$ From paid job, salary, business

PCT VALID	PCT ALL	N	VALUE	LABEL
70.9	70.6	21,961	0	0=NO
29.1	29.1	9,034	1	1=PAID JOB, SALARY
	0.1	16	-8	-8 = REFUSED
	0.0	1	-7	-7 = DO NOT KNOW, UNSURE
	0.2	76	-5	-5 = SYSTEM MISSING
-----	-----	-----		
100.0	100.0	31,088		cases

Data type: numeric
 Missing-data codes: *--4
 Columns: 793-794

JINCB	Q80-B \$ From welfare, afdc, food stamps
-------	--

PCT	PCT	N	VALUE	LABEL
VALID	ALL			
61.7	61.5	19,113	0	0=NO
38.3	38.2	11,863	1	1=WELFARE, PUBASST
	0.1	17	-8	-8 = REFUSED
	0.0	2	-7	-7 = DO NOT KNOW, UNSURE
	0.3	93	-5	-5 = SYSTEM MISSING
-----	-----	-----		
100.0	100.0	31,088	cases	

Data type: numeric
 Missing-data codes: *--4
 Columns: 795-796

JINCC	Q80-C \$ From social security, disability
-------	---

PCT	PCT	N	VALUE	LABEL
VALID	ALL			
87.3	87.0	27,040	0	0=NO
12.7	12.6	3,926	1	1=SS, DISAB, WC
	0.1	17	-8	-8 = REFUSED
	0.0	7	-7	-7 = DO NOT KNOW, UNSURE
	0.3	98	-5	-5 = SYSTEM MISSING
-----	-----	-----		
100.0	100.0	31,088	cases	

Data type: numeric
 Missing-data codes: *--4
 Columns: 797-798

JINCD	Q80-D \$ From unemployment compensation
-------	---

PCT	PCT	N	VALUE	LABEL
VALID	ALL			
97.0	96.6	30,016	0	0=NO
3.0	3.0	940	1	1=UNEMPLOYMENT
	0.1	16	-8	-8 = REFUSED
	0.0	3	-7	-7 = DO NOT KNOW, UNSURE
	0.4	113	-5	-5 = SYSTEM MISSING
-----	-----	-----		
100.0	100.0	31,088	cases	

Data type: numeric
 Missing-data codes: *--4
 Columns: 799-800

JINCE	Q80-E \$ From spouse, family, friend
-------	--------------------------------------

PCT	PCT	N	VALUE	LABEL
VALID	ALL			
67.3	67.1	20,856	0	0=NO
32.7	32.5	10,115	1	1=FAMILY, FRIEND
	0.1	17	-8	-8 = REFUSED
	0.0	6	-7	-7 = DO NOT KNOW, UNSURE
	0.3	94	-5	-5 = SYSTEM MISSING
-----	-----	-----		
100.0	100.0	31,088	cases	

Data type: numeric
 Missing-data codes: *--4
 Columns: 801-802

JINCF	Q80-F \$ From sell or trade goods, barter
-------	---

PCT	PCT	N	VALUE	LABEL
VALID	ALL			
81.8	81.5	25,340	0	0=NO
18.2	18.1	5,626	1	1=SELL/TRADE/BARTR
	0.1	18	-8	-8 = REFUSED
	0.0	3	-7	-7 = DO NOT KNOW, UNSURE
	0.3	101	-5	-5 = SYSTEM MISSING
-----	-----	-----		
100.0	100.0	31,088	cases	

Data type: numeric
 Missing-data codes: *--4
 Columns: 803-804

JINCG	Q80-G \$ From alimony or child support
-------	--

PCT	PCT	N	VALUE	LABEL
VALID	ALL			
99.0	98.5	30,637	0	0=NO
1.0	1.0	311	1	1=ALIMONY, CH SUP
	0.1	17	-8	-8 = REFUSED
	0.0	3	-7	-7 = DO NOT KNOW, UNSURE
	0.4	120	-5	-5 = SYSTEM MISSING
-----	-----	-----		
100.0	100.0	31,088	cases	

Data type: numeric
 Missing-data codes: *--4
 Columns: 805-806

JINCH	Q80-H \$ From illegal activity
-------	--------------------------------

PCT	PCT	N	VALUE	LABEL
VALID	ALL			
76.4	76.0	23,633	0	0=NO
23.6	23.5	7,305	1	1=ILLEGAL ACTIVITY
	0.1	41	-8	-8 = REFUSED
	0.0	7	-7	-7 = DO NOT KNOW, UNSURE
	0.3	102	-5	-5 = SYSTEM MISSING
-----	-----	-----		
100.0	100.0	31,088		cases

Data type: numeric
Missing-data codes: *--4
Columns: 807-808

JINCI	Q80-I \$ From prostitution
-------	----------------------------

PCT	PCT	N	VALUE	LABEL
VALID	ALL			
92.4	92.0	28,604	0	0=NO
7.6	7.6	2,352	1	1=PROSTITUTION
	0.1	18	-8	-8 = REFUSED
	0.0	4	-7	-7 = DO NOT KNOW, UNSURE
	0.4	110	-5	-5 = SYSTEM MISSING
-----	-----	-----		
100.0	100.0	31,088		cases

Data type: numeric
Missing-data codes: *--4
Columns: 809-810

JINCJ	Q80-J Income from other
-------	-------------------------

PCT	PCT	N	VALUE	LABEL
VALID	ALL			
88.0	87.4	27,170	0	0=NO
12.0	11.9	3,695	1	1=YES, OTHER MONEY
	0.1	18	-8	-8 = REFUSED
	0.0	4	-7	-7 = DO NOT KNOW, UNSURE
	0.6	201	-5	-5 = SYSTEM MISSING
-----	-----	-----		
100.0	100.0	31,088		cases

Data type: numeric
Missing-data codes: *--4
Columns: 811-812

JINCOME	Q80a Money made in the last month
---------	-----------------------------------

PCT	PCT	N	VALUE	LABEL
VALID	ALL			
53.5	53.1	16,513	1	1= Less than \$500
27.2	27.0	8,407	2	2= \$500-\$999
11.7	11.6	3,620	3	3= \$1000-\$1999
5.1	5.1	1,577	4	4= \$2000-\$3999
2.5	2.5	767	5	5= \$4000 or more
0.0	0.0	0	7	7= Dont know/unsure
	0.2	54	-8	-8 = REFUSED
	0.3	85	-7	-7 = DO NOT KNOW, UNSURE
	0.2	65	-5	-5 = SYSTEM MISSING
-----	-----	-----		
100.0	100.0	31,088		cases

Data type: numeric
Missing-data codes: *--4
Columns: 813-814

KENDH	End time -- hours
--------------	--------------------------

PCT	PCT	N	VALUE	LABEL
VALID	ALL			
10.2	10.2	3,169	1	
17.4	17.4	5,398	2	
12.6	12.6	3,903	3	
5.3	5.2	1,627	4	
1.4	1.4	427	5	
0.7	0.6	202	6	
0.3	0.3	101	7	
0.7	0.7	226	8	
6.2	6.2	1,936	9	
15.7	15.6	4,856	10	
17.5	17.5	5,425	11	
12.0	11.9	3,712	12	
	0.3	106	-5	-5 = SYSTEM MISSING
-----	-----	-----		
100.0	100.0	31,088	cases	

Data type: numeric
Missing-data codes: *--4
Columns: 815-816

KENDM	End time -- minutes
--------------	----------------------------

31,088 cases (Range of valid codes: 0-59)

Data type: numeric
Missing-data codes: *--4
Columns: 817-818

KENDT	End time -- AM (1) or PM (2)
--------------	-------------------------------------

PCT	PCT	N	VALUE	LABEL
VALID	ALL			
39.8	39.7	12,335	1	1=AM
60.2	60.0	18,652	2	2=PM
	0.3	101	-5	-5 = SYSTEM MISSING
-----	-----	-----		
100.0	100.0	31,088	cases	

Data type: numeric
Missing-data codes: *--4
Columns: 819-820

KUNDER	1 Respondent difficulty w questions
---------------	--

PCT	PCT	N	VALUE	LABEL
VALID	ALL			
95.5	93.6	29,097	0	0=NO
2.6	2.5	791	1	1=YES, SOME TIME
1.9	1.9	587	2	2=YES, MOST TIME
	0.0	9	-7	-7 = DO NOT KNOW, UNSURE
	1.9	604	-5	-5 = SYSTEM MISSING
-----	-----	-----		
100.0	100.0	31,088		cases

Data type: numeric
Missing-data codes: *--4
Columns: 821-822

KHONEST	2 Respondent was honest?
----------------	---------------------------------

PCT	PCT	N	VALUE	LABEL
VALID	ALL			
0.8	0.8	238	0	0=NO
3.1	3.0	947	1	1=YES, SOME TIME
96.1	93.8	29,166	2	2=YES, MOST TIME
	0.4	113	-7	-7 = DO NOT KNOW, UNSURE
	2.0	624	-5	-5 = SYSTEM MISSING
-----	-----	-----		
100.0	100.0	31,088		cases

Data type: numeric
Missing-data codes: *--4
Columns: 823-824

KANSWER	3 Respondent able to answer questions?
----------------	---

PCT	PCT	N	VALUE	LABEL
VALID	ALL			
0.4	0.4	122	0	0=NO
2.4	2.3	728	1	1=YES, SOME TIME
97.2	95.2	29,595	2	2=YES, MOST TIME
	0.1	17	-7	-7 = DO NOT KNOW, UNSURE
	2.0	626	-5	-5 = SYSTEM MISSING
-----	-----	-----		
100.0	100.0	31,088		cases

Data type: numeric
Missing-data codes: *--4
Columns: 825-826

KACCUR	4 Confident about accuracy of answer?
---------------	--

PCT	PCT	N	VALUE	LABEL
VALID	ALL			
1.1	1.0	326	0	0=NO
3.4	3.3	1,039	1	1=YES, SOME TIME
95.5	93.2	28,988	2	2=YES, MOST TIME
	0.3	108	-7	-7 = DO NOT KNOW, UNSURE
	2.0	627	-5	-5 = SYSTEM MISSING
-----	-----	-----		
100.0	100.0	31,088		cases

Data type: numeric
Missing-data codes: *--4
Columns: 827-828

CLIENT ELIGIBILITY AND ASSIGNMENT (CE3)

CE3	Does record have CE3?
------------	------------------------------

PCT	PCT	N	VALUE	LABEL
VALID	ALL			
100.0	100.0	31,088	1	1=YES
-----	-----	-----		
100.0	100.0	31,088	cases	

Data type: numeric
 Missing-data codes: *--4
 Column: 829

XDINTDT	RBA interview (days since RB3)
----------------	---------------------------------------

31,088 cases (Range of valid codes: -40-36)

Data type: numeric
 Missing-data code: -9999
 Columns: 830-832

NCONTS	Number of recruitment contacts
---------------	---------------------------------------

PCT VALID	PCT ALL	N	VALUE	LABEL
20.2	19.7	6,115	0	
60.5	58.8	18,273	1	
10.4	10.1	3,140	2	
6.8	6.6	2,055	3	
0.9	0.9	287	4	
0.6	0.6	182	5	
0.2	0.2	52	6	
0.0	0.0	15	7	
0.1	0.1	16	8	
0.0	0.0	3	9	
0.2	0.2	53	10	
0.0	0.0	1	11	
0.0	0.0	9	12	
0.0	0.0	7	15	
0.0	0.0	9	20	
0.0	0.0	1	21	
0.0	0.0	1	22	
0.0	0.0	1	24	
0.0	0.0	1	25	
0.0	0.0	3	30	
0.0	0.0	1	31	
0.0	0.0	1	45	
0.0	0.0	1	48	
	2.8	861	-5	-5 = SYSTEM MISSING
-----	-----	-----		
100.0	100.0	31,088	cases	

Data type: numeric
 Missing-data codes: *--4
 Columns: 833-834

TARG	In targeted sample			
-------------	---------------------------	--	--	--

PCT	PCT	N	VALUE	LABEL
VALID	ALL			
3.1	3.0	948	0	0=No
96.9	96.9	30,118	1	1=Yes
	0.1	22	-5	-5 = SYSTEM MISSING
-----	-----	-----		
100.0	100.0	31,088		cases

Data type: numeric
Missing-data codes: *--4
Columns: 835-836

RINEL1	Ineligible - In treatment			
---------------	----------------------------------	--	--	--

PCT	PCT	N	VALUE	LABEL
VALID	ALL			
100.0	90.5	28,142	0	0=No
0.0	0.0	0	1	1=Yes
	7.8	2,421	-9	-9 = SKIP, INELIG, NA
	1.7	525	-5	-5 = SYSTEM MISSING
-----	-----	-----		
100.0	100.0	31,088		cases

Data type: numeric
Missing-data codes: *--4
Columns: 837-838

RINEL2	Ineligible - Under 18			
---------------	------------------------------	--	--	--

PCT	PCT	N	VALUE	LABEL
VALID	ALL			
100.0	90.5	28,149	0	0=No
0.0	0.0	0	1	1=Yes
	7.8	2,423	-9	-9 = SKIP, INELIG, NA
	1.7	516	-5	-5 = SYSTEM MISSING
-----	-----	-----		
100.0	100.0	31,088		cases

Data type: numeric
Missing-data codes: *--4
Columns: 839-840

RINEL3 Ineligible - Prior interview < 1 year

PCT VALID	PCT ALL	N	VALUE	LABEL
100.0	90.2	28,026	0	0=No
0.0	0.0	0	1	1=Yes
	7.8	2,424	-9	-9 = SKIP, INELIG, NA
	2.1	638	-5	-5 = SYSTEM MISSING
-----	-----	-----		
100.0	100.0	31,088	cases	

Data type: numeric
 Missing-data codes: *--4
 Columns: 841-842

RINEL4 Ineligible - Other reason

PCT VALID	PCT ALL	N	VALUE	LABEL
100.0	86.4	26,873	0	0=No
0.0	0.0	0	1	1=Yes
	7.8	2,432	-9	-9 = SKIP, INELIG, NA
	5.7	1,783	-5	-5 = SYSTEM MISSING
-----	-----	-----		
100.0	100.0	31,088	cases	

Data type: numeric
 Missing-data codes: *--4
 Columns: 843-844

TRACKS Tracks present

PCT VALID	PCT ALL	N	VALUE	LABEL
33.6	33.3	10,357	0	0=NO
51.5	51.2	15,907	1	1=YES
14.9	14.8	4,600	2	2=DID NOT CHECK
	0.4	129	-9	-9 = SKIP, INELIG, NA
	0.3	95	-5	-5 = SYSTEM MISSING
-----	-----	-----		
100.0	100.0	31,088	cases	

Data type: numeric
 Missing-data codes: *--4
 Columns: 845-846

URINE1	Has cocaine in urine
---------------	-----------------------------

PCT	PCT	N	VALUE	LABEL
VALID	ALL			
15.5	13.8	4,292	0	0=NO
84.5	75.2	23,383	1	1=YES
	10.8	3,360	-9	-9 = SKIP, INELIG, NA
	0.2	53	-5	-5 = SYSTEM MISSING
-----	-----	-----		
100.0	100.0	31,088	cases	

Data type: numeric
 Missing-data codes: *--4
 Columns: 847-848

URINE2	Has morphine in urine
---------------	------------------------------

PCT	PCT	N	VALUE	LABEL
VALID	ALL			
62.3	52.3	16,274	0	0=NO
37.7	31.6	9,829	1	1=YES
	15.8	4,901	-9	-9 = SKIP, INELIG, NA
	0.3	84	-5	-5 = SYSTEM MISSING
-----	-----	-----		
100.0	100.0	31,088	cases	

Data type: numeric
 Missing-data codes: *--4
 Columns: 849-850

URINE3	Has amphetamines in urine
---------------	----------------------------------

PCT	PCT	N	VALUE	LABEL
VALID	ALL			
94.7	13.1	4,087	0	0=NO
5.3	0.7	231	1	1=YES
	85.0	26,434	-9	-9 = SKIP, INELIG, NA
	1.1	336	-5	-5 = SYSTEM MISSING
-----	-----	-----		
100.0	100.0	31,088	cases	

Data type: numeric
 Missing-data codes: *--4
 Columns: 851-852

URINE4 **Has other drugs in urine**

PCT	PCT	N	VALUE	LABEL
VALID	ALL			
75.0	4.4	1,363	0	0=NO
25.0	1.5	454	1	1=YES
	93.0	28,901	-9	-9 = SKIP, INELIG, NA
	1.2	370	-5	-5 = SYSTEM MISSING
-----	-----	-----		
100.0	100.0	31,088	cases	

Data type: numeric
 Missing-data codes: *--4
 Columns: 853-854

COLLOC **Locator data collected**

PCT	PCT	N	VALUE	LABEL
VALID	ALL			
2.4	2.4	757	0	0=No
97.6	97.1	30,197	1	1=Yes
	0.0	5	-9	-9 = SKIP, INELIG, NA
	0.4	129	-5	-5 = SYSTEM MISSING
-----	-----	-----		
100.0	100.0	31,088	cases	

Data type: numeric
 Missing-data codes: *--4
 Columns: 855-856

HIVT **HIV Test**

PCT	PCT	N	VALUE	LABEL
VALID	ALL			
9.3	9.2	2,848	0	0=NO
89.6	88.2	27,428	1	1=YES
1.1	1.1	342	2	2=CANNOT DRAW BLOOD
	1.4	442	-9	-9 = SKIP, INELIG, NA
	0.1	28	-5	-5 = SYSTEM MISSING
-----	-----	-----		
100.0	100.0	31,088	cases	

Data type: numeric
 Missing-data codes: *--4
 Columns: 857-858

XDHIVT HIV (days since RB3)

31,088 cases (Range of valid codes: -876-365)

Data type: numeric

Missing-data code: -9999

Columns: 859-863

SES1 1st Session

PCT	PCT	N	VALUE	LABEL
VALID	ALL			
0.5	0.5	167	0	0=No
99.5	99.4	30,893	1	1=Yes
	0.1	28	-5	-5 = SYSTEM MISSING
-----	-----	-----		
100.0	100.0	31,088	cases	

Data type: numeric

Missing-data codes: *--4

Columns: 864-865

XDSSES1 1st session (days since RB3)

31,088 cases (Range of valid codes: -365-365)

Data type: numeric

Missing-data code: -9999

Columns: 866-870

SES2 2nd Session

PCT	PCT	N	VALUE	LABEL
VALID	ALL			
18.2	18.1	5,629	0	0=No
81.8	81.5	25,325	1	1=Yes
	0.0	3	-9	-9 = SKIP, INELIG, NA
	0.4	131	-5	-5 = SYSTEM MISSING
-----	-----	-----		
100.0	100.0	31,088	cases	

Data type: numeric

Missing-data codes: *--4

Columns: 871-872

XDSSES2 **2nd session (days since RB3)**

31,088 cases (Range of valid codes: -351-639)

Data type: numeric
 Missing-data code: -9999
 Columns: 873-877

ASSG **Assignment**

PCT	PCT	N	VALUE	LABEL
VALID	ALL			
38.3	38.2	11,883	1	1=STANDARD-A
2.4	2.4	742	2	2=STANDARD-B
0.5	0.5	146	9	9=STANDARD
29.3	29.3	9,098	11	11=ENHANCED 1-A
1.9	1.9	589	12	12=ENHANCED 1-B
0.2	0.2	68	19	19=ENHANCED 1
4.7	4.6	1,443	21	21=ENHANCED 2-A
0.2	0.2	50	22	22=ENHANCED 2-B
0.0	0.0	0	29	29=ENHANCED 2
0.7	0.7	230	32	31,32= ENHANCED 3-A/3-B (CONF)
0.0	0.0	8	39	39=ENHANCED 3
21.8	21.7	6,749	49	49=MONITORING
0.0	0.0	0	99	99=INELIGIBLE-N/A
	0.1	44	-9	-9=SKIP/INELIGIBLE/NA
	0.1	38	-5	-5=SYSTEM MISSING
-----	-----	-----		
100.0	100.0	31,088	cases	

Data type: numeric
 Missing-data codes: *--4
 Columns: 878-879

XDASSG **Returned for results (days since RB3)**

31,088 cases (Range of valid codes: -365-639)

Data type: numeric
 Missing-data code: -9999
 Columns: 880-884

XSI32B	Assgnmt period if neighborhood crossover
---------------	---

PCT	PCT	N	VALUE	LABEL
VALID	ALL			
58.7	3.2	1,010	1	1=Assignment during crossover period 1
41.3	2.3	710	2	2=Assignment during crossover period 2
	78.5	24,390	-9	-9=SKIP, INELIG, NA
	16.0	4,978	-5	-5=SYSTEM MISSING
-----	-----	-----		
100.0	100.0	31,088		cases

Data type: numeric
Missing-data codes: *--4
Columns: 885-886

XSI50B	Assgnmt during admin of oth instruments
---------------	--

PCT	PCT	N	VALUE	LABEL
VALID	ALL			
6.6	5.3	1,635	1	1=Yes
93.4	74.7	23,236	2	2=No
	20.0	6,217	-9	-9 = SKIP, INELIG, NA
-----	-----	-----		
100.0	100.0	31,088		cases

Data type: numeric
Missing-data codes: *--4
Columns: 887-888

XSI200	Timing of assignment
---------------	-----------------------------

PCT	PCT	N	VALUE	LABEL
VALID	ALL			
19.7	19.7	6,111	1	1=Prior to recruitment
4.3	4.3	1,324	2	2=Prior to session 1
3.8	3.8	1,187	3	3=After session 1
0.0	0.0	0	4	4=Prior to session 2
31.4	31.4	9,756	5	5=After session 2
17.0	17.0	5,293	8	8=Assignment timing ambiguous
23.9	23.9	7,417	9	9=Assignment timing unknown
-----	-----	-----		
100.0	100.0	31,088		cases

Data type: numeric
Missing-data codes: *--4
Column: 889

XSI205 Unit of assignment

PCT VALID	PCT ALL	N	VALUE	LABEL
48.1	48.1	14,943	1	1=Individual
39.2	39.2	12,179	2	2=Neighborhood/community
3.5	3.5	1,097	8	8=Assignment unit ambiguous
9.2	9.2	2,869	9	9=Assignment unit unknown
-----	-----	-----		
100.0	100.0	31,088		cases

Data type: numeric
 Missing-data codes: *--4
 Column: 890

XEI12_1 Assignment bef/aft start efficacy study

PCT VALID	PCT ALL	N	VALUE	LABEL
3.7	1.4	432	1	1=Assignment before
96.3	36.1	11,237	2	2=Assignment after
0.0	0.0	0	8	8=Assignment date missing/invalid
	61.6	19,147	-5	-5 = SYSTEM MISSING
	0.9	272	-4	-4 = INVALID VALUE
-----	-----	-----		
100.0	100.0	31,088		cases

Data type: numeric
 Missing-data codes: *--4
 Columns: 891-892

XEI12_3 Assignment bef/aft intervention change

PCT VALID	PCT ALL	N	VALUE	LABEL
34.4	8.2	2,543	1	1=Assignment before
65.6	15.6	4,853	2	2=Assignment after
0.0	0.0	0	8	8=Assignment date missing/invalid
	75.9	23,595	-5	-5 = SYSTEM MISSING
	0.3	97	-4	-4 = INVALID VALUE
-----	-----	-----		
100.0	100.0	31,088		cases

Data type: numeric
 Missing-data codes: *--4
 Columns: 893-894

PREVN	Previously in NADR/ATOM project			
--------------	--	--	--	--

PCT	PCT	N	VALUE	LABEL
VALID	ALL			
96.2	89.9	27,935	0	0=No
3.8	3.6	1,113	1	1=Yes
	3.7	1,151	-9	-9 = SKIP, INELIG, NA
	2.9	889	-5	-5 = SYSTEM MISSING
-----	-----	-----		
100.0	100.0	31,088	cases	

Data type: numeric
Missing-data codes: *--4
Columns: 895-896

PREVC	Previously in CA project			
--------------	---------------------------------	--	--	--

PCT	PCT	N	VALUE	LABEL
VALID	ALL			
99.3	97.7	30,365	0	0=No
0.7	0.7	229	1	1=Yes
	0.0	6	-9	-9 = SKIP, INELIG, NA
	1.6	488	-5	-5 = SYSTEM MISSING
-----	-----	-----		
100.0	100.0	31,088	cases	

Data type: numeric
Missing-data codes: *--4
Columns: 897-898

RISK BEHAVIOR FOLLOW-UP ASSESSMENT (RBFA)

RF4 **Does record have RF4?**

PCT	PCT	N	VALUE	LABEL
VALID	ALL			
58.2	58.2	18,082	0	0=NO
41.8	41.8	13,006	1	1=YES

100.0	100.0	31,088	cases	

Data type: numeric
 Missing-data codes: *--4
 Column: 899

RF5 **Does record have RF5?**

PCT	PCT	N	VALUE	LABEL
VALID	ALL			
83.5	83.5	25,950	0	0=NO
16.5	16.5	5,138	1	1=YES

100.0	100.0	31,088	cases	

Data type: numeric
 Missing-data codes: *--4
 Column: 900

FPILANG **Interview language**

PCT	PCT	N	VALUE	LABEL
VALID	ALL			
95.1	55.4	17,209	1	1=ENGLISH
4.8	2.8	870	2	2=SPANISH
0.1	0.0	12	3	3=OTHER
	41.8	12,997	-5	-5 = SYSTEM MISSING

100.0	100.0	31,088	cases	

Data type: numeric
 Missing-data codes: *--4
 Columns: 901-902

XDFPINT	Interview date (days since RB3)
----------------	--

31,088 cases (Range of valid codes: 46-1,499)

Data type: numeric

Missing-data code: -9999

Columns: 903-907

FPSTARTH	Start time - hours
-----------------	---------------------------

PCT	PCT	N	VALUE	LABEL
VALID	ALL			
16.1	9.3	2,906	1	
15.0	8.7	2,714	2	
9.8	5.7	1,775	3	
2.9	1.7	528	4	
0.6	0.4	111	5	
0.3	0.1	46	6	
0.1	0.1	27	7	
2.4	1.4	441	8	
11.6	6.7	2,098	9	
18.7	10.9	3,383	10	
14.6	8.5	2,631	11	
7.8	4.6	1,418	12	
	41.8	13,010	-5	-5 = SYSTEM MISSING
-----	-----	-----		
100.0	100.0	31,088	cases	

Data type: numeric

Missing-data codes: *--4

Columns: 908-909

FPSTARTM	Start time - minutes
-----------------	-----------------------------

31,088 cases (Range of valid codes: 0-59)

Data type: numeric

Missing-data codes: *--4

Columns: 910-911

FPSTARTT **Start time - AM or PM**

PCT	PCT	N	VALUE	LABEL
VALID	ALL			
47.3	27.5	8,561	1	1=AM
52.7	30.7	9,531	2	2=PM
	41.8	12,996	-5	-5 = SYSTEM MISSING
-----	-----	-----		
100.0	100.0	31,088		cases

Data type: numeric
 Missing-data codes: *--4
 Columns: 912-913

FPTARPOP **Target population**

PCT	PCT	N	VALUE	LABEL
VALID	ALL			
36.0	20.9	6,486	1	1=IDU
48.3	28.0	8,704	2	2=NON-IDU
15.1	8.7	2,713	3	3=BOTH
0.6	0.4	116	4	4=NON-USER
	42.0	13,069	-5	-5 = SYSTEM MISSING
-----	-----	-----		
100.0	100.0	31,088		cases

Data type: numeric
 Missing-data codes: *--4
 Columns: 914-915

FPBLTST **Blood test-counsel done after interview**

PCT	PCT	N	VALUE	LABEL
VALID	ALL			
15.2	8.5	2,646	0	0=NO
84.8	47.6	14,800	1	1=BT-COUNSEL AFTER
	2.1	638	-8	-8 = REFUSED
	0.1	24	-7	-7 = DO NOT KNOW, UNSURE
	41.8	12,980	-5	-5 = SYSTEM MISSING
-----	-----	-----		
100.0	100.0	31,088		cases

Data type: numeric
 Missing-data codes: *--4
 Columns: 916-917

FPURTST	Urine test done before interview
----------------	---

PCT	PCT	N	VALUE	LABEL
VALID	ALL			
6.1	3.5	1,089	0	0=NO
72.4	41.3	12,850	1	1=URINE TEST BEF.
21.5	12.3	3,820	2	2=URINE TEST AFT.
	0.8	253	-8	-8 = REFUSED
	0.1	17	-7	-7 = DO NOT KNOW, UNSURE
	42.0	13,059	-5	-5 = SYSTEM MISSING
-----	-----	-----		
100.0	100.0	31,088		cases

Data type: numeric
Missing-data codes: *--4
Columns: 918-919

FASEX	Q1 Gender of respondent
--------------	--------------------------------

PCT	PCT	N	VALUE	LABEL
VALID	ALL			
66.1	38.6	11,993	1	1=MALE
33.9	19.8	6,151	2	2=FEMALE
	41.6	12,944	-5	-5 = SYSTEM MISSING
-----	-----	-----		
100.0	100.0	31,088		cases

Data type: numeric
Missing-data codes: *--4
Columns: 920-921

XDFABTH	Difference in birthdays ABTH, FABTH
----------------	--

31,088 cases (Range of valid codes: -5,000-7,305)

Data type: numeric
Missing-data code: -9999
Columns: 922-926

FARACGP Q3 Racial-ethnic group

PCT	PCT	N	VALUE	LABEL
VALID	ALL			
61.0	35.6	11,059	1	1=BLACK-NOT HISP.
15.5	9.1	2,819	2	2=WHITE-NOT HISP.
18.0	10.5	3,270	3	3=HISPANIC
0.2	0.1	42	4	4=ASIAN/PACIFIC
2.6	1.5	468	5	5=NATIVE AMERICAN
2.7	1.6	484	6	6=OTHER
	41.6	12,946	-5	-5 = SYSTEM MISSING
-----	-----	-----		
100.0	100.0	31,088		cases

Data type: numeric
 Missing-data codes: *--4
 Columns: 927-928

FAHISP Q3a Hispanic family origin

PCT	PCT	N	VALUE	LABEL
VALID	ALL			
48.7	5.1	1,573	2	2=Mexican American/Chicano
7.5	0.8	241	3	3=Mexican
40.2	4.2	1,300	5	5=Cuban, Dominican, or Puerto Rican
0.9	0.1	28	6	6=Central/South American
2.8	0.3	90	7	7=Other
	0.0	4	-8	-8=REFUSED
	0.0	1	-7	-7=DO NOT KNOW/UNSURE
	47.9	14,879	-6	-6=N/A
	41.7	12,972	-5	-5=SYSTEM MISSING
-----	-----	-----		
100.0	100.0	31,088		cases

Data type: numeric
 Missing-data codes: *--4
 Columns: 929-930

FASCHGR	Q4 Highest grade of school completed
----------------	---

PCT	PCT	N	VALUE	LABEL
VALID	ALL			
0.3	0.2	54	0	0=NO SCHOOLING
10.4	6.1	1,886	1	1=8TH GRD OR LESS
33.3	19.4	6,036	2	2=LESS THAN H.S.
10.5	6.2	1,913	3	3=GED (H.S. EQUIV)
22.8	13.3	4,126	4	4=H.S. GRADUATION
3.5	2.0	635	5	5=TRADE/TECHNICAL
15.1	8.8	2,739	6	6=SOME COLLEGE
4.1	2.4	744	7	7=COLLEGE GRAD.
	0.0	4	-7	-7 = DO NOT KNOW, UNSURE
	41.7	12,951	-5	-5 = SYSTEM MISSING
-----	-----	-----		
100.0	100.0	31,088	cases	

Data type: numeric
Missing-data codes: *--4
Columns: 931-932

FAMARST	Q5 Marital status
----------------	--------------------------

PCT	PCT	N	VALUE	LABEL
VALID	ALL			
44.0	25.7	7,976	1	1=SINGLE
9.6	5.6	1,736	2	2=MARRIED
10.6	6.2	1,920	3	3=COMMON LAW
0.7	0.4	124	4	4=SAME-SEX PARTNER
6.4	3.7	1,160	5	5=OPP.-SEX PARTNER
12.5	7.3	2,263	6	6=SEPARATED
13.8	8.1	2,511	7	7=DIVORCED
2.4	1.4	435	8	8=WIDOWED
0.0	0.0	7	9	9=OTHER
	0.0	1	-8	-8 = REFUSED
	41.7	12,955	-5	-5 = SYSTEM MISSING
-----	-----	-----		
100.0	100.0	31,088	cases	

Data type: numeric
Missing-data codes: *--4
Columns: 933-934

FALIVE Q6 Current living place

PCT VALID	PCT ALL	N	VALUE	LABEL
40.3	23.5	7,304	1	1=OWN HOUSE, APT
42.4	24.7	7,681	2	2=OTHER HOUSE, APT
1.6	0.9	283	3	3=HOTEL
3.3	1.9	604	4	4=R&B OR HALFWAY
4.2	2.4	759	5	5=SHELTER, WELFARE
4.0	2.3	721	6	6=ON THE STREETS
4.3	2.5	780	8	7,8=JAIL, OTHER
	0.0	2	-7	-7=DO NOT KNOW/UNSURE
	41.7	12,954	-5	-5=SYSTEM MISSING
-----	-----	-----		
100.0	100.0	31,088	cases	

Data type: numeric
 Missing-data codes: *--4
 Columns: 935-936

FALIVDA Q7 Days living at current address

PCT VALID	PCT ALL	N	VALUE	LABEL
84.4	42.4	13,191	0	
1.1	0.6	179	1	
1.0	0.5	151	2	
0.7	0.3	106	3	
0.6	0.3	98	4	
0.6	0.3	91	5	
0.3	0.2	52	6	
2.4	1.2	378	7	
0.2	0.1	26	8	
0.1	0.1	23	9	
0.6	0.3	93	10	
0.1	0.0	11	11	
0.2	0.1	25	12	
0.1	0.0	8	13	
3.0	1.5	475	14	
1.5	0.7	233	15	
0.1	0.1	18	16	
0.1	0.0	13	17	
0.1	0.1	16	18	
0.0	0.0	7	19	
0.3	0.1	40	20	
1.6	0.8	251	21	
0.1	0.1	18	22	
0.1	0.0	13	23	
0.0	0.0	6	24	
0.1	0.1	18	25	
0.1	0.0	11	26	
0.1	0.0	12	27	
0.1	0.0	10	28	
0.0	0.0	6	29	
0.3	0.1	44	30	
0.0	0.0	3	31	
	6.4	2,001	-7	-7 = DO NOT KNOW, UNSURE
	43.3	13,461	-5	-5 = SYSTEM MISSING
-----	-----	-----		
100.0	100.0	31,088	cases	

Data type: numeric
 Missing-data codes: *--4
 Columns: 937-938

FALIVMO Q7 Months living at current address

PCT VALID	PCT ALL	N	VALUE	LABEL
49.3	26.8	8,330	0	
7.0	3.8	1,182	1	
8.2	4.4	1,378	2	
7.8	4.2	1,314	3	
5.5	3.0	931	4	
3.8	2.0	634	5	
10.1	5.5	1,702	6	
2.5	1.4	420	7	
2.7	1.5	459	8	
1.7	0.9	287	9	
0.9	0.5	147	10	
0.6	0.3	108	11	
0.0	0.0	2	12	
0.0	0.0	1	13	
0.0	0.0	1	15	
0.0	0.0	1	18	
0.0	0.0	1	21	
	2.9	895	-7	-7 = DO NOT KNOW, UNSURE
	42.8	13,295	-5	-5 = SYSTEM MISSING
-----	-----	-----		
100.0	100.0	31,088	cases	

Data type: numeric
 Missing-data codes: *--4
 Columns: 939-940

FALIVYR Q7 Years living at current address

31,088 cases (Range of valid codes: 0-59)

Data type: numeric
 Missing-data codes: *--4
 Columns: 941-942

FASHLDA Q7a Days living in shelter

PCT VALID	PCT ALL	N	VALUE	LABEL
94.9	54.5	16,934	0	
0.8	0.4	137	1	
0.9	0.5	152	2	
0.6	0.4	113	3	
0.5	0.3	81	4	
0.4	0.2	63	5	
0.3	0.2	54	6	
0.4	0.2	67	7	
0.1	0.0	10	8	
0.0	0.0	4	9	
0.2	0.1	42	10	
0.0	0.0	2	11	
0.0	0.0	6	12	
0.0	0.0	2	13	
0.2	0.1	30	14	
0.1	0.1	17	15	
0.0	0.0	1	16	
0.0	0.0	2	17	
0.0	0.0	2	18	
0.0	0.0	2	19	
0.0	0.0	8	20	
0.1	0.0	10	21	
0.0	0.0	2	22	
0.0	0.0	1	23	
0.0	0.0	1	24	
0.0	0.0	2	25	
0.0	0.0	1	26	
0.0	0.0	1	27	
0.0	0.0	1	28	
0.0	0.0	1	29	
0.4	0.3	80	30	
0.0	0.0	3	31	
0.0	0.0	1	40	
0.0	0.0	4	60	
	0.6	189	-7	-7 = DO NOT KNOW, UNSURE
	42.0	13,062	-5	-5 = SYSTEM MISSING
-----	-----	-----		
100.0	100.0	31,088	cases	

Data type: numeric
 Missing-data codes: *--4
 Columns: 943-944

FASHLWK **Q7a Weeks living in shelter**

31,088 cases (Range of valid codes: 0-96)

Data type: numeric
 Missing-data codes: *--4
 Columns: 945-946

FANLIVA **Q9-A Living w/ no other person**

PCT	PCT	N	VALUE	LABEL
VALID	ALL			
80.7	47.1	14,636	0	0=NOT ALONE
19.3	11.2	3,490	1	1=NO OTHER PERSON
	0.0	1	-8	-8 = REFUSED
	0.0	1	-7	-7 = DO NOT KNOW, UNSURE
	41.7	12,960	-5	-5 = SYSTEM MISSING
-----	-----	-----		
100.0	100.0	31,088	cases	

Data type: numeric
 Missing-data codes: *--4
 Columns: 947-948

FANLIVB **Q9-B Living w/ spouse**

PCT	PCT	N	VALUE	LABEL
VALID	ALL			
79.0	37.1	11,536	0	0=NO
21.0	9.9	3,074	1	1=WITH SPOUSE
	11.2	3,490	-9	-9 = SKIP, INELIG, NA
	0.0	1	-8	-8 = REFUSED
	41.8	12,987	-5	-5 = SYSTEM MISSING
-----	-----	-----		
100.0	100.0	31,088	cases	

Data type: numeric
 Missing-data codes: *--4
 Columns: 949-950

FANLIVC	Q9-C Living w/ partner, opposite sex
----------------	---

PCT	PCT	N	VALUE	LABEL
VALID	ALL			
84.9	39.9	12,411	0	0=NO
15.1	7.1	2,200	1	1=OPP.-SEX PARTNER
	11.2	3,489	-9	-9 = SKIP, INELIG, NA
	0.0	1	-8	-8 = REFUSED
	41.8	12,987	-5	-5 = SYSTEM MISSING
-----	-----	-----		
100.0	100.0	31,088		cases

Data type: numeric
Missing-data codes: *--4
Columns: 951-952

FANLIVD	Q9-D Living w/ partner, same sex
----------------	---

PCT	PCT	N	VALUE	LABEL
VALID	ALL			
98.6	46.3	14,397	0	0=NO
1.4	0.7	211	1	1=SAME-SEX PARTNER
	11.2	3,490	-9	-9 = SKIP, INELIG, NA
	0.0	1	-8	-8 = REFUSED
	0.0	1	-7	-7 = DO NOT KNOW, UNSURE
	41.8	12,988	-5	-5 = SYSTEM MISSING
-----	-----	-----		
100.0	100.0	31,088		cases

Data type: numeric
Missing-data codes: *--4
Columns: 953-954

FANLIVE Q9-E Living w/ other adults

PCT	PCT	N	VALUE	LABEL
VALID	ALL			
44.7	21.0	6,531	0	0=NO
55.3	26.0	8,080	1	1=ADULT FAM/FRIEND
	11.2	3,489	-9	-9 = SKIP, INELIG, NA
	0.0	1	-8	-8 = REFUSED
	0.0	1	-7	-7 = DO NOT KNOW, UNSURE
	41.8	12,986	-5	-5 = SYSTEM MISSING
-----	-----	-----		
100.0	100.0	31,088		cases

Data type: numeric
 Missing-data codes: *--4
 Columns: 955-956

FANLIVF Q9-F Living w/ children under 18

PCT	PCT	N	VALUE	LABEL
VALID	ALL			
64.7	30.4	9,452	0	0=NO
35.3	16.6	5,150	1	1=CHILDREN < 18
	11.2	3,490	-9	-9 = SKIP, INELIG, NA
	0.0	1	-8	-8 = REFUSED
	0.0	1	-7	-7 = DO NOT KNOW, UNSURE
	41.8	12,994	-5	-5 = SYSTEM MISSING
-----	-----	-----		
100.0	100.0	31,088		cases

Data type: numeric
 Missing-data codes: *--4
 Columns: 957-958

FANLIVG	Q9-G Living w/ any other adults
----------------	--

PCT	PCT	N	VALUE	LABEL
VALID	ALL			
86.8	40.8	12,681	0	0=NO
13.2	6.2	1,923	1	1=OTHER ADULTS
	11.2	3,489	-9	-9 = SKIP, INELIG, NA
	0.0	1	-8	-8 = REFUSED
	41.8	12,994	-5	-5 = SYSTEM MISSING
-----	-----	-----		
100.0	100.0	31,088		cases

Data type: numeric
 Missing-data codes: *--4
 Columns: 959-960

FANLIVH	Q9-H Living w/ other
----------------	-----------------------------

PCT	PCT	N	VALUE	LABEL
VALID	ALL			
97.5	45.8	14,234	0	0=NO
2.5	1.2	369	1	1=SOMEONE ELSE
	11.2	3,491	-9	-9 = SKIP, INELIG, NA
	0.0	1	-8	-8 = REFUSED
	0.0	1	-7	-7 = DO NOT KNOW, UNSURE
	41.8	12,992	-5	-5 = SYSTEM MISSING
-----	-----	-----		
100.0	100.0	31,088		cases

Data type: numeric
 Missing-data codes: *--4
 Columns: 961-962

FAHMLS Q10 Considered homeless

PCT VALID	PCT ALL	N	VALUE	LABEL
78.9	45.9	14,272	0	0=NO, NOT HOMELESS
21.1	12.3	3,815	1	1=YES, HOMELESS
	0.1	29	-7	-7 = DO NOT KNOW, UNSURE
	41.7	12,972	-5	-5 = SYSTEM MISSING
-----	-----	-----		
100.0	100.0	31,088		cases

Data type: numeric
 Missing-data codes: *--4
 Columns: 963-964

FBEDRGA Q11a-A Ever used alcohol

PCT VALID	PCT ALL	N	VALUE	LABEL
3.0	1.7	543	0	0=NO ALCOHOL USE
97.0	56.6	17,595	1	1=USED ALCOHOL
	41.7	12,950	-5	-5 = SYSTEM MISSING
-----	-----	-----		
100.0	100.0	31,088		cases

Data type: numeric
 Missing-data codes: *--4
 Columns: 965-966

FBDGAGEA Q11b-A Age of 1st alcohol use

31,088 cases (Range of valid codes: 1-51)

Data type: numeric
 Missing-data codes: *--4
 Columns: 967-968

FBMRUSA

Q11b(2)-A Alcohol-Most recent use

PCT	PCT	N	VALUE	LABEL
VALID	ALL			
0.1	0.1	25	0	0=NEVER
75.9	42.9	13,340	1	1=WITHIN PAST 30
10.1	5.7	1,768	2	2= >1 MO. <6(3) MO
4.9	2.8	866	3	3= >=6(3) MO <1 YR
2.6	1.5	460	4	4= 1+ YRS. AGO
6.4	3.6	1,117	5	5= 3+ YRS. AGO
	1.8	549	-9	-9 = SKIP, INELIG, NA
	41.7	12,963	-5	-5 = SYSTEM MISSING
-----	-----	-----		
100.0	100.0	31,088	cases	

Data type: numeric

Missing-data codes: *--4

Columns: 969-970

FBDYLSTA Q11c(1)-A Days used alcohol, 30da

PCT VALID	PCT ALL	N	VALUE	LABEL
0.1	0.1	18	0	
9.7	4.2	1,299	1	
8.0	3.4	1,061	2	
6.1	2.6	808	3	
5.3	2.3	706	4	
5.5	2.4	740	5	
2.3	1.0	307	6	
2.5	1.1	336	7	
2.3	1.0	310	8	
0.4	0.2	49	9	
6.4	2.7	853	10	
0.1	0.1	20	11	
2.1	0.9	274	12	
0.1	0.1	16	13	
1.2	0.5	165	14	
8.1	3.5	1,074	15	
0.5	0.2	62	16	
0.2	0.1	31	17	
0.3	0.1	40	18	
0.1	0.1	19	19	
6.8	2.9	909	20	
0.5	0.2	63	21	
0.2	0.1	23	22	
0.1	0.1	17	23	
0.3	0.1	34	24	
3.1	1.3	416	25	
0.4	0.2	58	26	
0.7	0.3	96	27	
1.4	0.6	182	28	
0.6	0.3	80	29	
24.5	10.5	3,268	30	
0.0	0.0	1	40	
	15.4	4,790	-9	-9 = SKIP, INELIG, NA
	0.0	2	-7	-7 = DO NOT KNOW, UNSURE
	41.7	12,961	-5	-5 = SYSTEM MISSING
-----	-----	-----		
100.0	100.0	31,088	cases	

Data type: numeric
 Missing-data codes: *--4
 Columns: 971-972

FBTNIJA	Q11c(5)-A Times not inj alcohol, 30da
----------------	--

31,088 cases (Range of valid codes: 0-998)

Data type: numeric

Missing-data codes: *--4

Columns: 973-975

FBEDRGB	Q11a-B Ever used marijuana-hashish
----------------	---

PCT	PCT	N	VALUE	LABEL
VALID	ALL			
6.6	3.8	1,189	0	0=NEVER MARIJUANA
93.4	54.5	16,947	1	1=USED MARIJUANA
	41.7	12,952	-5	-5 = SYSTEM MISSING
-----	-----	-----		
100.0	100.0	31,088	cases	

Data type: numeric

Missing-data codes: *--4

Columns: 976-977

FBDGAGEB	Q11b-B Age 1st marijuana-hashish use
-----------------	---

31,088 cases (Range of valid codes: 1-63)

Data type: numeric

Missing-data codes: *--4

Columns: 978-979

FBMRUSB	Q11b(2)-B Marijuana-Most recent use
----------------	--

PCT	PCT	N	VALUE	LABEL
VALID	ALL			
0.3	0.1	43	0	0=NEVER
46.2	25.1	7,815	1	1=WITHIN PAST 30
14.8	8.0	2,496	2	2= >1 MO. <6(3) MO
8.3	4.5	1,401	3	3= >=6(3) MO <1 YR
6.2	3.3	1,041	4	4= 1+ YRS. AGO
24.3	13.2	4,112	5	5= 3+ YRS. AGO
	3.9	1,198	-9	-9 = SKIP, INELIG, NA
	41.8	12,982	-5	-5 = SYSTEM MISSING
-----	-----	-----		
100.0	100.0	31,088	cases	

Data type: numeric

Missing-data codes: *--4

Columns: 980-981

FBDYLSTB Q11c(1)-B Days used marijuana, 30da

PCT	PCT	N	VALUE	LABEL
VALID	ALL			
0.3	0.1	20	0	
24.4	6.1	1,907	1	
15.7	4.0	1,229	2	
9.2	2.3	715	3	
5.1	1.3	395	4	
7.3	1.8	567	5	
2.0	0.5	157	6	
2.7	0.7	210	7	
1.7	0.4	129	8	
0.2	0.0	12	9	
5.3	1.3	416	10	
0.1	0.0	7	11	
0.9	0.2	71	12	
0.1	0.0	7	13	
0.8	0.2	65	14	
5.5	1.4	433	15	
0.2	0.1	18	16	
0.2	0.0	14	17	
0.1	0.0	9	18	
0.0	0.0	2	19	
3.6	0.9	283	20	
0.4	0.1	28	21	
0.1	0.0	6	22	
0.1	0.0	4	23	
0.1	0.0	8	24	
1.5	0.4	119	25	
0.1	0.0	8	26	
0.2	0.1	17	27	
0.5	0.1	39	28	
0.3	0.1	24	29	
11.4	2.9	889	30	
	33.2	10,317	-9	-9 = SKIP, INELIG, NA
	0.0	5	-7	-7 = DO NOT KNOW, UNSURE
	41.7	12,958	-5	-5 = SYSTEM MISSING
-----	-----	-----		
100.0	100.0	31,088	cases	

Data type: numeric
 Missing-data codes: *--4
 Columns: 982-983

FBTNIJB	Q11c(5)-B Times not inj marijuana, 30da
----------------	--

31,088 cases (Range of valid codes: 0-750)

Data type: numeric

Missing-data codes: *--4

Columns: 984-986

FBEDRGC	Q11a-C Ever used crack
----------------	-------------------------------

PCT	PCT	N	VALUE	LABEL
VALID	ALL			
19.1	11.1	3,464	0	0=NO CRACK USE
80.9	47.2	14,674	1	1=USED CRACK
	41.7	12,950	-5	-5 = SYSTEM MISSING
-----	-----	-----		
100.0	100.0	31,088		cases

Data type: numeric

Missing-data codes: *--4

Columns: 987-988

FBDGAGEC	Q11b-C Age of 1st crack use
-----------------	------------------------------------

31,088 cases (Range of valid codes: 1-85)

Data type: numeric

Missing-data codes: *--4

Columns: 989-990

FBMRUSC	Q11b(2)-C Crack-Most recent use
---------	---------------------------------

PCT	PCT	N	VALUE	LABEL
VALID	ALL			
0.1	0.1	20	0	0=NEVER
66.9	31.5	9,798	1	1=WITHIN PAST 30
14.7	6.9	2,158	2	2= >1 MO. <6(3) MO
7.5	3.5	1,103	3	3= >=6(3) MO <1 YR
5.1	2.4	740	4	4= 1+ YRS. AGO
5.7	2.7	833	5	5= 3+ YRS. AGO
	11.2	3,474	-9	-9 = SKIP, INELIG, NA
	41.7	12,962	-5	-5 = SYSTEM MISSING
-----	-----	-----		
100.0	100.0	31,088	cases	

Data type: numeric

Missing-data codes: *--4

Columns: 991-992

FBDYLSTC Q11c(1)-C Days used crack, 30da

PCT VALID	PCT ALL	N	VALUE	LABEL
0.2	0.1	16	0	
10.4	3.3	1,016	1	
9.0	2.8	881	2	
6.5	2.1	639	3	
6.1	1.9	595	4	
5.8	1.8	567	5	
2.6	0.8	250	6	
2.8	0.9	269	7	
2.1	0.7	210	8	
0.4	0.1	44	9	
7.1	2.2	696	10	
0.2	0.0	15	11	
1.6	0.5	156	12	
0.2	0.1	19	13	
1.2	0.4	120	14	
8.5	2.7	836	15	
0.5	0.1	46	16	
0.3	0.1	30	17	
0.6	0.2	58	18	
0.2	0.1	16	19	
7.7	2.4	753	20	
0.6	0.2	58	21	
0.3	0.1	31	22	
0.2	0.1	24	23	
0.1	0.0	13	24	
3.1	1.0	308	25	
0.5	0.2	51	26	
0.8	0.2	76	27	
1.4	0.4	137	28	
0.8	0.2	74	29	
18.1	5.7	1,774	30	
0.0	0.0	1	31	
0.0	0.0	1	35	
	26.8	8,340	-9	-9 = SKIP, INELIG, NA
	0.0	1	-8	-8 = REFUSED
	0.0	8	-7	-7 = DO NOT KNOW, UNSURE
	41.7	12,959	-5	-5 = SYSTEM MISSING
-----	-----	-----		
100.0	100.0	31,088	cases	

Data type: numeric
 Missing-data codes: *--4
 Columns: 993-994

FBTNIJC Q11c(5)-C Times not inj crack, 30da

31,088 cases (Range of valid codes: 0-950)

Data type: numeric
 Missing-data codes: *--4
 Columns: 995-997

FBEDRGD Q11a-D Ever used cocaine by itself

PCT VALID	PCT ALL	N	VALUE	LABEL
20.9	12.2	3,794	0	0=NO COCAINE USE
79.1	46.1	14,341	1	1=USED COCAINE
	41.7	12,953	-5	-5 = SYSTEM MISSING
-----	-----	-----		
100.0	100.0	31,088		cases

Data type: numeric
 Missing-data codes: *--4
 Columns: 998-999

FBDGAGED Q11b-D Age 1st cocaine by itself use

31,088 cases (Range of valid codes: 0-63)

Data type: numeric
 Missing-data codes: *--4
 Columns: 1000-1001

FBAGLIJD Q11b(1)-D Cocaine-Age at last injection

31,088 cases (Range of valid codes: 0-76)

Data type: numeric
 Missing-data codes: *--4
 Columns: 1002-1003

FBMRUSD

Q11b(2)-D Cocaine-Most recent use

PCT	PCT	N	VALUE	LABEL
VALID	ALL			
0.2	0.1	26	0	0=NEVER
36.9	17.0	5,271	1	1=WITHIN PAST 30
16.9	7.8	2,420	2	2= >1 MO. <6(3) MO
10.1	4.6	1,440	3	3= >=6(3) MO <1 YR
9.0	4.1	1,286	4	4= 1+ YRS. AGO
26.9	12.4	3,845	5	5= 3+ YRS. AGO
	12.2	3,800	-9	-9 = SKIP, INELIG, NA
	41.8	13,000	-5	-5 = SYSTEM MISSING
-----	-----	-----		
100.0	100.0	31,088		cases

Data type: numeric

Missing-data codes: *--4

Columns: 1004-1005

FBDYLSTD Q11c(1)-D Days used cocaine, 30da

PCT VALID	PCT ALL	N	VALUE	LABEL
0.7	0.1	39	0	
20.7	3.5	1,093	1	
11.5	2.0	607	2	
8.4	1.4	444	3	
5.9	1.0	313	4	
6.6	1.1	346	5	
2.9	0.5	151	6	
2.2	0.4	118	7	
2.4	0.4	124	8	
0.3	0.1	16	9	
6.9	1.2	366	10	
0.2	0.0	8	11	
1.9	0.3	100	12	
0.2	0.0	12	13	
0.8	0.1	40	14	
6.4	1.1	336	15	
0.4	0.1	22	16	
0.2	0.0	10	17	
0.4	0.1	23	18	
0.1	0.0	4	19	
4.2	0.7	222	20	
0.2	0.0	13	21	
0.2	0.0	8	22	
0.2	0.0	8	23	
0.1	0.0	4	24	
1.9	0.3	98	25	
0.2	0.0	11	26	
0.3	0.1	18	27	
0.9	0.1	45	28	
0.9	0.2	47	29	
11.9	2.0	627	30	
	41.3	12,851	-9	-9 = SKIP, INELIG, NA
	0.0	1	-8	-8 = REFUSED
	0.0	2	-7	-7 = DO NOT KNOW, UNSURE
	41.7	12,961	-5	-5 = SYSTEM MISSING
-----	-----	-----		
100.0	100.0	31,088	cases	

Data type: numeric
 Missing-data codes: *--4
 Columns: 1006-1007

FBDYIJD	Q11c(2)-D Days cocaine inject, 30da
----------------	--

PCT	PCT	N	VALUE	LABEL
VALID	ALL			
31.9	5.2	1,606	0	
14.5	2.3	728	1	
8.8	1.4	442	2	
6.4	1.0	321	3	
4.2	0.7	210	4	
4.8	0.8	241	5	
1.9	0.3	97	6	
1.6	0.3	79	7	
1.1	0.2	56	8	
0.3	0.0	13	9	
4.6	0.7	230	10	
0.1	0.0	4	11	
0.7	0.1	37	12	
0.1	0.0	7	13	
0.6	0.1	30	14	
3.7	0.6	184	15	
0.2	0.0	12	16	
0.1	0.0	6	17	
0.3	0.0	13	18	
0.1	0.0	3	19	
2.5	0.4	126	20	
0.2	0.0	9	21	
0.1	0.0	3	22	
0.1	0.0	6	23	
0.1	0.0	5	24	
1.1	0.2	54	25	
0.2	0.0	9	26	
0.3	0.0	13	27	
0.5	0.1	24	28	
0.8	0.1	40	29	
8.5	1.4	430	30	
	42.1	13,083	-9	-9 = SKIP, INELIG, NA
	0.0	1	-8	-8 = REFUSED
	0.0	1	-7	-7 = DO NOT KNOW, UNSURE
	41.7	12,965	-5	-5 = SYSTEM MISSING
-----	-----	-----		
100.0	100.0	31,088	cases	

Data type: numeric
Missing-data codes: *--4
Columns: 1008-1009

FBTIJD	Q11c(3)-D Times inj cocaine, 30da
---------------	--

31,088 cases (Range of valid codes: 0-840)

Data type: numeric
Missing-data codes: *--4
Columns: 1010-1012

FBDYNIJD Q11c(4)-D Days cocaine noninject, 30da

PCT VALID	PCT ALL	N	VALUE	LABEL
57.9	9.5	2,961	0	
9.2	1.5	470	1	
4.8	0.8	248	2	
3.2	0.5	164	3	
2.0	0.3	102	4	
2.8	0.5	144	5	
1.0	0.2	50	6	
0.8	0.1	41	7	
1.5	0.2	76	8	
0.1	0.0	7	9	
3.0	0.5	156	10	
0.1	0.0	3	11	
1.4	0.2	70	12	
0.2	0.0	8	13	
0.3	0.1	17	14	
3.1	0.5	161	15	
0.2	0.0	10	16	
0.1	0.0	4	17	
0.3	0.0	14	18	
0.0	0.0	1	19	
2.0	0.3	102	20	
0.0	0.0	2	21	
0.1	0.0	7	22	
0.1	0.0	4	23	
0.0	0.0	2	24	
0.9	0.1	44	25	
0.1	0.0	5	26	
0.2	0.0	8	27	
0.5	0.1	24	28	
0.2	0.0	10	29	
3.9	0.6	199	30	
0.0	0.0	1	75	
	41.7	12,971	-9	-9 = SKIP, INELIG, NA
	41.8	13,002	-5	-5 = SYSTEM MISSING
-----	-----	-----		
100.0	100.0	31,088	cases	

Data type: numeric
 Missing-data codes: *--4
 Columns: 1013-1014

FBTNIJD Q11c(5)-D Times not inj cocaine, 30da

31,088 cases (Range of valid codes: 0-750)

Data type: numeric

Missing-data codes: *--4

Columns: 1015-1017

FBEDRGE Q11a-E Ever used heroin by itself

PCT	PCT	N	VALUE	LABEL
VALID	ALL			
41.8	24.4	7,589	0	0=NO HEROIN USE
58.2	33.9	10,545	1	1=USED HEROIN
	41.7	12,954	-5	-5 = SYSTEM MISSING
-----	-----	-----		
100.0	100.0	31,088		cases

Data type: numeric

Missing-data codes: *--4

Columns: 1018-1019

FBDGAGEE Q11b-E Age 1st heroin by itself use

31,088 cases (Range of valid codes: 0-69)

Data type: numeric

Missing-data codes: *--4

Columns: 1020-1021

FBAGLIJE Q11b(1)-E Heroin-Age at last injection

31,088 cases (Range of valid codes: 0-76)

Data type: numeric

Missing-data codes: *--4

Columns: 1022-1023

FBMRUSE	Q11b(2)-E Heroin-Most recent use
---------	----------------------------------

PCT	PCT	N	VALUE	LABEL
VALID	ALL			
0.2	0.1	22	0	0=NEVER
56.0	18.9	5,886	1	1=WITHIN PAST 30
14.0	4.7	1,474	2	2= >1 MO. <6(3) MO
7.6	2.6	797	3	3= >=6(3) MO <1 YR
4.7	1.6	494	4	4= 1+ YRS. AGO
17.5	5.9	1,843	5	5= 3+ YRS. AGO
	24.4	7,593	-9	-9 = SKIP, INELIG, NA
	41.7	12,979	-5	-5 = SYSTEM MISSING
-----	-----	-----		
100.0	100.0	31,088	cases	

Data type: numeric

Missing-data codes: *--4

Columns: 1024-1025

FBDYLSTE Q11c(1)-E Days used heroin, 30da

PCT VALID	PCT ALL	N	VALUE	LABEL
0.4	0.1	23	0	
9.1	1.7	534	1	
6.5	1.2	382	2	
4.9	0.9	288	3	
4.0	0.8	234	4	
4.3	0.8	255	5	
1.8	0.3	107	6	
1.5	0.3	91	7	
1.2	0.2	69	8	
0.3	0.1	20	9	
4.4	0.8	258	10	
0.1	0.0	8	11	
0.7	0.1	40	12	
0.2	0.0	13	13	
0.7	0.1	41	14	
4.9	0.9	287	15	
0.3	0.1	18	16	
0.2	0.0	14	17	
0.4	0.1	24	18	
0.1	0.0	4	19	
4.7	0.9	277	20	
0.5	0.1	28	21	
0.3	0.1	16	22	
0.3	0.1	20	23	
0.4	0.1	21	24	
2.6	0.5	152	25	
0.5	0.1	29	26	
0.8	0.2	50	27	
1.6	0.3	95	28	
1.4	0.3	82	29	
40.8	7.7	2,404	30	
0.0	0.0	1	35	
	39.4	12,245	-9	-9 = SKIP, INELIG, NA
	0.0	2	-7	-7 = DO NOT KNOW, UNSURE
	41.7	12,956	-5	-5 = SYSTEM MISSING
-----	-----	-----		
100.0	100.0	31,088	cases	

Data type: numeric
 Missing-data codes: *--4
 Columns: 1026-1027

FBDYIJE Q11c(2)-E Days heroin inject, 30da

PCT VALID	PCT ALL	N	VALUE	LABEL
9.1	1.7	528	0	
7.6	1.4	441	1	
5.7	1.1	333	2	
4.3	0.8	249	3	
3.4	0.6	200	4	
4.0	0.7	233	5	
1.7	0.3	101	6	
1.4	0.3	81	7	
1.1	0.2	64	8	
0.3	0.1	20	9	
3.8	0.7	221	10	
0.1	0.0	7	11	
0.6	0.1	33	12	
0.2	0.0	10	13	
0.7	0.1	39	14	
4.5	0.8	264	15	
0.3	0.1	17	16	
0.3	0.0	15	17	
0.4	0.1	23	18	
0.1	0.0	4	19	
4.3	0.8	251	20	
0.4	0.1	25	21	
0.2	0.0	14	22	
0.4	0.1	21	23	
0.3	0.1	20	24	
2.4	0.5	141	25	
0.5	0.1	30	26	
0.8	0.2	48	27	
1.6	0.3	93	28	
1.3	0.2	77	29	
38.2	7.2	2,223	30	
	39.6	12,307	-9	-9 = SKIP, INELIG, NA
	0.0	2	-7	-7 = DO NOT KNOW, UNSURE
	41.7	12,953	-5	-5 = SYSTEM MISSING
-----	-----	-----		
100.0	100.0	31,088	cases	

Data type: numeric
 Missing-data codes: *--4
 Columns: 1028-1029

FBTIJE	Q11c(3)-E Times inj heroin, 30da
---------------	---

31,088 cases (Range of valid codes: 0-776)

Data type: numeric

Missing-data codes: *--4

Columns: 1030-1032

FBDYNIJE	Q11c(4)-E Days heroin noninject, 30da
-----------------	--

PCT VALID	PCT ALL	N	VALUE	LABEL
86.1	15.9	4,947	0	
2.6	0.5	152	1	
1.7	0.3	96	2	
0.9	0.2	52	3	
0.7	0.1	39	4	
0.8	0.2	47	5	
0.3	0.1	17	6	
0.3	0.1	18	7	
0.2	0.0	10	8	
0.0	0.0	2	9	
0.9	0.2	50	10	
0.1	0.0	3	11	
0.1	0.0	6	12	
0.1	0.0	3	13	
0.1	0.0	7	14	
0.6	0.1	36	15	
0.1	0.0	3	16	
0.1	0.0	3	18	
0.5	0.1	31	20	
0.1	0.0	3	21	
0.1	0.0	4	22	
0.0	0.0	1	23	
0.0	0.0	2	24	
0.3	0.1	18	25	
0.0	0.0	2	26	
0.1	0.0	6	27	
0.2	0.0	10	28	
0.1	0.0	7	29	
2.9	0.5	166	30	
0.0	0.0	1	58	
0.0	0.0	1	64	
	39.7	12,338	-9	-9 = SKIP, INELIG, NA
	41.8	13,007	-5	-5 = SYSTEM MISSING
-----	-----	-----		
100.0	100.0	31,088	cases	

Data type: numeric

Missing-data codes: *--4

Columns: 1033-1034

FBTNIJE **Q11c(5)-E Times not inj heroin, 30da**

31,088 cases (Range of valid codes: 0-420)

Data type: numeric
 Missing-data codes: *--4
 Columns: 1035-1037

FBEDRGF **Q11a-F Ever used heroin-cocaine mixed**

PCT VALID	PCT ALL	N	VALUE	LABEL
54.6	31.9	9,902	0	0=NO SPEEDBALL USE
45.4	26.5	8,231	1	1=USED SPEEDBALL
	41.7	12,955	-5	-5 = SYSTEM MISSING
-----	-----	-----		
100.0	100.0	31,088		cases

Data type: numeric
 Missing-data codes: *--4
 Columns: 1038-1039

FBDGAGEF **Q11b-F Age 1st speedball use**

31,088 cases (Range of valid codes: 0-69)

Data type: numeric
 Missing-data codes: *--4
 Columns: 1040-1041

FBAGLIJF **Q11b(1)-F Heroin&Coke-Age last inject**

31,088 cases (Range of valid codes: 0-76)

Data type: numeric
 Missing-data codes: *--4
 Columns: 1042-1043

FBMRUSF

Q11b(2)-F Heroin&Coke-Most recent use

PCT	PCT	N	VALUE	LABEL
VALID	ALL			
0.2	0.1	17	0	0=NEVER
38.5	10.2	3,165	1	1=WITHIN PAST 30
17.4	4.6	1,427	2	2= >1 MO. <6(3) MO
10.4	2.8	855	3	3= >=6(3) MO <1 YR
8.8	2.3	722	4	4= 1+ YRS. AGO
24.7	6.5	2,026	5	5= 3+ YRS. AGO
	31.9	9,912	-9	-9 = SKIP, INELIG, NA
	41.7	12,964	-5	-5 = SYSTEM MISSING
-----	-----	-----		
100.0	100.0	31,088	cases	

Data type: numeric

Missing-data codes: *--4

Columns: 1044-1045

FBDYLSTF Q11c(1)-F Days used speedball, 30da

PCT VALID	PCT ALL	N	VALUE	LABEL
0.4	0.0	12	0	
16.8	1.7	531	1	
11.6	1.2	368	2	
7.0	0.7	223	3	
4.8	0.5	153	4	
5.8	0.6	184	5	
1.9	0.2	60	6	
2.0	0.2	62	7	
1.6	0.2	51	8	
0.3	0.0	10	9	
5.7	0.6	180	10	
0.1	0.0	3	11	
0.8	0.1	25	12	
0.2	0.0	6	13	
0.6	0.1	18	14	
6.5	0.7	206	15	
0.4	0.0	13	16	
0.2	0.0	7	17	
0.3	0.0	10	18	
0.1	0.0	3	19	
4.4	0.5	140	20	
0.5	0.1	17	21	
0.2	0.0	7	22	
0.3	0.0	8	23	
0.1	0.0	2	24	
2.3	0.2	72	25	
0.4	0.0	12	26	
0.6	0.1	19	27	
0.8	0.1	25	28	
1.6	0.2	50	29	
21.8	2.2	691	30	
0.0	0.0	1	45	
	48.1	14,967	-9	-9 = SKIP, INELIG, NA
	0.0	4	-7	-7 = DO NOT KNOW, UNSURE
	41.6	12,948	-5	-5 = SYSTEM MISSING
-----	-----	-----		
100.0	100.0	31,088	cases	

Data type: numeric
 Missing-data codes: *--4
 Columns: 1046-1047

FBDYIJF Q11c(2)-F Days speedball inject, 30da

PCT VALID	PCT ALL	N	VALUE	LABEL
2.6	0.3	81	0	
15.8	1.6	496	1	
11.6	1.2	364	2	
6.8	0.7	213	3	
4.8	0.5	151	4	
5.6	0.6	176	5	
1.9	0.2	59	6	
1.9	0.2	61	7	
1.4	0.1	45	8	
0.3	0.0	10	9	
5.6	0.6	176	10	
0.1	0.0	3	11	
0.8	0.1	25	12	
0.2	0.0	6	13	
0.6	0.1	18	14	
6.4	0.6	201	15	
0.4	0.0	14	16	
0.2	0.0	7	17	
0.3	0.0	9	18	
0.1	0.0	3	19	
4.4	0.4	139	20	
0.5	0.1	16	21	
0.2	0.0	7	22	
0.3	0.0	8	23	
0.1	0.0	2	24	
2.2	0.2	69	25	
0.4	0.0	12	26	
0.6	0.1	20	27	
0.8	0.1	24	28	
1.6	0.2	51	29	
21.6	2.2	681	30	
	48.2	14,984	-9	-9 = SKIP, INELIG, NA
	0.0	4	-7	-7 = DO NOT KNOW, UNSURE
	41.7	12,953	-5	-5 = SYSTEM MISSING
-----	-----	-----		
100.0	100.0	31,088	cases	

Data type: numeric
 Missing-data codes: *--4
 Columns: 1048-1049

FBTIJF **Q11c(3)-F Times inj speedball, 30da**

31,088 cases (Range of valid codes: 0-776)

Data type: numeric
 Missing-data codes: *--4
 Columns: 1050-1052

FBDYNIJF **Q11c(4)-F Days speedball noninject, 30**

PCT	PCT	N	VALUE	LABEL
VALID	ALL			
95.9	9.3	2,895	0	
1.3	0.1	39	1	
0.4	0.0	13	2	
0.3	0.0	10	3	
0.2	0.0	6	4	
0.4	0.0	12	5	
0.0	0.0	1	6	
0.0	0.0	1	7	
0.2	0.0	6	8	
0.2	0.0	7	10	
0.0	0.0	1	14	
0.1	0.0	4	15	
0.0	0.0	1	18	
0.1	0.0	4	20	
0.0	0.0	1	23	
0.0	0.0	1	25	
0.0	0.0	1	26	
0.0	0.0	1	27	
0.1	0.0	2	28	
0.2	0.0	5	29	
0.3	0.0	8	30	
	48.5	15,075	-9	-9 = SKIP, INELIG, NA
	41.8	12,994	-5	-5 = SYSTEM MISSING
-----	-----	-----		
100.0	100.0	31,088	cases	

Data type: numeric
 Missing-data codes: *--4
 Columns: 1053-1054

FBTNIJF	Q11c(5)-F Times not inj speedball, 30da
---------	---

PCT VALID	PCT ALL	N	VALUE	LABEL
5.4	0.0	7	0	
24.0	0.1	31	1	
10.9	0.0	14	2	
7.8	0.0	10	3	
7.0	0.0	9	4	
4.7	0.0	6	5	
0.8	0.0	1	6	
0.8	0.0	1	7	
3.9	0.0	5	8	
0.8	0.0	1	9	
6.2	0.0	8	10	
1.6	0.0	2	12	
0.8	0.0	1	14	
3.1	0.0	4	15	
3.9	0.0	5	20	
0.8	0.0	1	24	
0.8	0.0	1	27	
0.8	0.0	1	28	
1.6	0.0	2	29	
3.1	0.0	4	30	
0.8	0.0	1	45	
1.6	0.0	2	50	
0.8	0.0	1	56	
2.3	0.0	3	60	
0.8	0.0	1	90	
1.6	0.0	2	99	
0.8	0.0	1	100	
0.8	0.0	1	115	
0.8	0.0	1	125	
1.6	0.0	2	150	
	57.8	17,965	-9	-9 = SKIP, INELIG, NA
	41.8	12,994	-5	-5 = SYSTEM MISSING
-----	-----	-----		
100.0	100.0	31,088	cases	

Data type: numeric
Missing-data codes: *--4
Columns: 1055-1057

FBEDRGG Q11a-G Ever used methadone-nonprescript

PCT	PCT	N	VALUE	LABEL
VALID	ALL			
84.3	49.2	15,289	0	0=NO METHADONE USE
15.7	9.1	2,842	1	1=USED METHADONE
	41.7	12,957	-5	-5 = SYSTEM MISSING
-----	-----	-----		
100.0	100.0	31,088		cases

Data type: numeric
 Missing-data codes: *--4
 Columns: 1058-1059

FBDGAGEG Q11b-G Age 1st methadone-nonpr use

31,088 cases (Range of valid codes: 0-69)

Data type: numeric
 Missing-data codes: *--4
 Columns: 1060-1061

FBAGLIJG Q11b(1)-G Methadone-Age at last inject

31,088 cases (Range of valid codes: 0-63)

Data type: numeric
 Missing-data codes: *--4
 Columns: 1062-1063

FBMRUSG	Q11b(2)-G Methadone-Most recent use
----------------	--

PCT	PCT	N	VALUE	LABEL
VALID	ALL			
0.6	0.1	17	0	0=NEVER
25.3	2.3	710	1	1=WITHIN PAST 30
15.6	1.4	437	2	2= >1 MO. <6(3) MO
12.0	1.1	337	3	3= >=6(3) MO <1 YR
12.8	1.2	358	4	4= 1+ YRS. AGO
33.7	3.0	945	5	5= 3+ YRS. AGO
	49.2	15,304	-9	-9 = SKIP, INELIG, NA
	41.8	12,980	-5	-5 = SYSTEM MISSING
-----	-----	-----		
100.0	100.0	31,088		cases

Data type: numeric
 Missing-data codes: *--4
 Columns: 1064-1065

FBDYLISTG	Q11c(1)-G Days used methadone, 30da
------------------	--

PCT	PCT	N	VALUE	LABEL
VALID	ALL			
3.1	0.1	22	0	
27.4	0.6	194	1	
15.7	0.4	111	2	
8.8	0.2	62	3	
9.9	0.2	70	4	
7.6	0.2	54	5	
1.4	0.0	10	6	
3.0	0.1	21	7	
2.8	0.1	20	8	
0.1	0.0	1	9	
4.0	0.1	28	10	
0.8	0.0	6	12	
1.1	0.0	8	14	
3.3	0.1	23	15	
0.1	0.0	1	16	
0.1	0.0	1	17	
0.3	0.0	2	18	
2.4	0.1	17	20	
0.1	0.0	1	21	
1.1	0.0	8	25	
0.4	0.0	3	27	
0.1	0.0	1	28	
0.1	0.0	1	29	
5.9	0.1	42	30	
	56.1	17,429	-9	-9 = SKIP, INELIG, NA
	0.0	1	-7	-7 = DO NOT KNOW, UNSURE
	41.7	12,951	-5	-5 = SYSTEM MISSING
-----	-----	-----		
100.0	100.0	31,088		cases

Data type: numeric
 Missing-data codes: *--4
 Columns: 1066-1067

FBDYIJG **Q11c(2)-G Days methadone inject, 30da**

PCT VALID	PCT ALL	N	VALUE	LABEL
93.8	2.0	624	0	
1.8	0.0	12	1	
1.2	0.0	8	2	
0.3	0.0	2	3	
0.8	0.0	5	4	
0.8	0.0	5	5	
0.2	0.0	1	6	
0.3	0.0	2	7	
0.2	0.0	1	8	
0.3	0.0	2	10	
0.2	0.0	1	18	
0.3	0.0	2	20	
	56.2	17,458	-9	-9 = SKIP, INELIG, NA
	0.0	1	-7	-7 = DO NOT KNOW, UNSURE
	41.7	12,964	-5	-5 = SYSTEM MISSING
-----	-----	-----		
100.0	100.0	31,088	cases	

Data type: numeric
 Missing-data codes: *--4
 Columns: 1068-1069

FBTIJG **Q11c(3)-G Times inj methadone, 30da**

PCT VALID	PCT ALL	N	VALUE	LABEL
18.4	0.0	9	0	
20.4	0.0	10	1	
16.3	0.0	8	2	
2.0	0.0	1	3	
8.2	0.0	4	4	
8.2	0.0	4	5	
2.0	0.0	1	6	
4.1	0.0	2	8	
6.1	0.0	3	10	
2.0	0.0	1	14	
4.1	0.0	2	20	
2.0	0.0	1	27	
2.0	0.0	1	36	
2.0	0.0	1	70	
2.0	0.0	1	120	
	58.1	18,074	-9	-9 = SKIP, INELIG, NA
	0.0	1	-7	-7 = DO NOT KNOW, UNSURE
	41.7	12,964	-5	-5 = SYSTEM MISSING
-----	-----	-----		
100.0	100.0	31,088	cases	

Data type: numeric
 Missing-data codes: *--4
 Columns: 1070-1072

FBDYNIJG	Q11c(4)-G Days methadone noninject, 30
-----------------	---

PCT	PCT	N	VALUE	LABEL
VALID	ALL			
5.8	0.1	40	0	
27.0	0.6	185	1	
14.7	0.3	101	2	
8.9	0.2	61	3	
9.9	0.2	68	4	
7.2	0.2	49	5	
1.3	0.0	9	6	
2.9	0.1	20	7	
2.6	0.1	18	8	
0.1	0.0	1	9	
3.6	0.1	25	10	
1.0	0.0	7	12	
0.1	0.0	1	13	
1.2	0.0	8	14	
3.2	0.1	22	15	
0.1	0.0	1	16	
0.1	0.0	1	17	
0.3	0.0	2	18	
2.0	0.0	14	20	
0.1	0.0	1	21	
1.0	0.0	7	25	
0.3	0.0	2	27	
0.1	0.0	1	28	
0.1	0.0	1	29	
5.8	0.1	40	30	
	56.1	17,447	-9	-9 = SKIP, INELIG, NA
	41.7	12,956	-5	-5 = SYSTEM MISSING
-----	-----	-----		
100.0	100.0	31,088	cases	

Data type: numeric
Missing-data codes: *--4
Columns: 1073-1074

FBTNIJG	Q11c(5)-G Times not inj methadone, 30da
----------------	--

31,088 cases (Range of valid codes: 0-700)

Data type: numeric
Missing-data codes: *--4
Columns: 1075-1077

FBEDRGH Q11a-H Ever used other opiates

PCT	PCT	N	VALUE	LABEL
VALID	ALL			
75.0	43.8	13,601	0	0=NO OPIATES USE
25.0	14.6	4,533	1	1=USED OTHER OP.
	41.7	12,954	-5	-5 = SYSTEM MISSING
-----	-----	-----		
100.0	100.0	31,088		cases

Data type: numeric
 Missing-data codes: *--4
 Columns: 1078-1079

FBDGAGEH Q11b-H Age 1st other opiates use

31,088 cases (Range of valid codes: 0-68)

Data type: numeric
 Missing-data codes: *--4
 Columns: 1080-1081

FBAGLIJH Q11b(1)-H Other opiates-Age last inject

31,088 cases (Range of valid codes: 0-67)

Data type: numeric
 Missing-data codes: *--4
 Columns: 1082-1083

FBMRUSH

Q11b(2)-H Other opiates-Most recent use

PCT	PCT	N	VALUE	LABEL
VALID	ALL			
0.4	0.1	19	0	0=NEVER
17.0	2.4	760	1	1=WITHIN PAST 30
11.7	1.7	525	2	2= >1 MO. <6(3) MO
9.9	1.4	445	3	3= >=6(3) MO <1 YR
11.1	1.6	497	4	4= 1+ YRS. AGO
49.9	7.2	2,235	5	5= 3+ YRS. AGO
	43.8	13,614	-9	-9 = SKIP, INELIG, NA
	41.8	12,993	-5	-5 = SYSTEM MISSING
-----	-----	-----		
100.0	100.0	31,088	cases	

Data type: numeric

Missing-data codes: *--4

Columns: 1084-1085

FBDYLSTH Q11c(1)-H Days used other opiates, 30da

PCT VALID	PCT ALL	N	VALUE	LABEL
2.1	0.1	16	0	
28.2	0.7	212	1	
14.4	0.3	108	2	
8.1	0.2	61	3	
6.1	0.1	46	4	
7.6	0.2	57	5	
2.4	0.1	18	6	
2.7	0.1	20	7	
1.9	0.0	14	8	
0.8	0.0	6	9	
6.2	0.2	47	10	
0.1	0.0	1	11	
1.1	0.0	8	12	
0.1	0.0	1	13	
0.8	0.0	6	14	
4.1	0.1	31	15	
0.3	0.0	2	16	
0.1	0.0	1	18	
2.5	0.1	19	20	
0.1	0.0	1	21	
0.1	0.0	1	22	
0.1	0.0	1	23	
1.2	0.0	9	25	
0.3	0.0	2	26	
0.4	0.0	3	27	
0.4	0.0	3	28	
7.7	0.2	58	30	
	55.9	17,378	-9	-9 = SKIP, INELIG, NA
	0.0	1	-7	-7 = DO NOT KNOW, UNSURE
	41.7	12,957	-5	-5 = SYSTEM MISSING

 100.0 100.0 31,088 cases

Data type: numeric
 Missing-data codes: *--4
 Columns: 1086-1087

FBDYIJH

Q11c(2)-H Days other opiates inject, 30

PCT VALID	PCT ALL	N	VALUE	LABEL
78.1	1.8	561	0	
8.1	0.2	58	1	
3.6	0.1	26	2	
1.3	0.0	9	3	
1.0	0.0	7	4	
1.3	0.0	9	5	
0.4	0.0	3	6	
0.4	0.0	3	7	
0.3	0.0	2	8	
0.4	0.0	3	9	
1.4	0.0	10	10	
0.6	0.0	4	12	
0.1	0.0	1	13	
0.4	0.0	3	14	
0.3	0.0	2	15	
0.6	0.0	4	20	
0.1	0.0	1	23	
0.1	0.0	1	26	
0.1	0.0	1	27	
0.3	0.0	2	28	
1.1	0.0	8	30	
	56.0	17,413	-9	-9 = SKIP, INELIG, NA
	41.7	12,957	-5	-5 = SYSTEM MISSING
-----	-----	-----		
100.0	100.0	31,088	cases	

Data type: numeric
Missing-data codes: *--4
Columns: 1088-1089

FBTIJH Q11c(3)-H Times inj other opiates, 30da

PCT VALID	PCT ALL	N	VALUE	LABEL
5.6	0.0	9	0	
31.9	0.2	51	1	
15.6	0.1	25	2	
5.6	0.0	9	3	
5.0	0.0	8	4	
2.5	0.0	4	5	
3.1	0.0	5	6	
1.2	0.0	2	7	
0.6	0.0	1	8	
0.6	0.0	1	9	
3.8	0.0	6	10	
3.1	0.0	5	12	
1.2	0.0	2	14	
0.6	0.0	1	16	
0.6	0.0	1	17	
4.4	0.0	7	20	
0.6	0.0	1	24	
1.9	0.0	3	25	
0.6	0.0	1	26	
0.6	0.0	1	28	
3.1	0.0	5	30	
0.6	0.0	1	36	
0.6	0.0	1	40	
0.6	0.0	1	45	
0.6	0.0	1	46	
0.6	0.0	1	52	
0.6	0.0	1	54	
0.6	0.0	1	56	
0.6	0.0	1	60	
0.6	0.0	1	84	
1.2	0.0	2	90	
0.6	0.0	1	312	
	57.8	17,967	-9	-9 = SKIP, INELIG, NA
	0.0	2	-7	-7 = DO NOT KNOW, UNSURE
	41.7	12,959	-5	-5 = SYSTEM MISSING
-----	-----	-----		
100.0	100.0	31,088	cases	

Data type: numeric
 Missing-data codes: *--4
 Columns: 1090-1092

FBDYNIJH	Q11c(4)-H Days other op. noninject, 30
-----------------	---

PCT	PCT	N	VALUE	LABEL
VALID	ALL			
19.3	0.5	142	0	
21.3	0.5	157	1	
11.4	0.3	84	2	
7.9	0.2	58	3	
5.0	0.1	37	4	
6.8	0.2	50	5	
1.9	0.0	14	6	
2.4	0.1	18	7	
1.6	0.0	12	8	
0.5	0.0	4	9	
5.0	0.1	37	10	
0.1	0.0	1	11	
0.8	0.0	6	12	
0.5	0.0	4	14	
3.5	0.1	26	15	
0.3	0.0	2	16	
0.1	0.0	1	18	
2.0	0.0	15	20	
0.1	0.0	1	21	
1.2	0.0	9	25	
0.3	0.0	2	26	
0.3	0.0	2	27	
0.1	0.0	1	28	
0.1	0.0	1	29	
7.1	0.2	52	30	
	55.9	17,391	-9	-9 = SKIP, INELIG, NA
	0.0	1	-7	-7 = DO NOT KNOW, UNSURE
	41.7	12,960	-5	-5 = SYSTEM MISSING
-----	-----	-----		
100.0	100.0	31,088	cases	

Data type: numeric
Missing-data codes: *--4
Columns: 1093-1094

FBTNIJH	Q11c(5)-H Times not inj other op., 30da
----------------	--

31,088 cases (Range of valid codes: 0-900)

Data type: numeric
Missing-data codes: *--4
Columns: 1095-1097

FBEDRGI Q11a-I Ever used amphetamines

PCT VALID	PCT ALL	N	VALUE	LABEL
69.0	40.3	12,517	0	0=NO AMPHETAMINE
31.0	18.1	5,616	1	1=USED AMPHET.
	41.7	12,955	-5	-5 = SYSTEM MISSING
-----	-----	-----		
100.0	100.0	31,088	cases	

Data type: numeric
 Missing-data codes: *--4
 Columns: 1098-1099

FBDGAGEI Q11b-I Age 1st amphetamines use

31,088 cases (Range of valid codes: 0-60)

Data type: numeric
 Missing-data codes: *--4
 Columns: 1100-1101

FBAGLIJI Q11b(1)-I Amphetamines-Age last inject

31,088 cases (Range of valid codes: 0-67)

Data type: numeric
 Missing-data codes: *--4
 Columns: 1102-1103

FBMRUSI Q11b(2)-I Amphetamines-Most recent use

PCT VALID	PCT ALL	N	VALUE	LABEL
0.6	0.1	31	0	0=NEVER
10.8	1.9	602	1	1=WITHIN PAST 30
6.6	1.2	365	2	2= >1 MO. <6(3) MO
5.6	1.0	311	3	3= >=6(3) MO <1 YR
7.4	1.3	412	4	4= 1+ YRS. AGO
69.0	12.3	3,832	5	5= 3+ YRS. AGO
	40.3	12,531	-9	-9 = SKIP, INELIG, NA
	41.8	13,004	-5	-5 = SYSTEM MISSING
-----	-----	-----		
100.0	100.0	31,088	cases	

Data type: numeric
 Missing-data codes: *--4
 Columns: 1104-1105

FBDYLSTI	Q11c(1)-I Days used amphetamines, 30da
----------	--

PCT	PCT	N	VALUE	LABEL
VALID	ALL			
0.8	0.0	5	0	
26.1	0.5	157	1	
14.1	0.3	85	2	
6.7	0.1	40	3	
6.3	0.1	38	4	
5.8	0.1	35	5	
3.0	0.1	18	6	
3.0	0.1	18	7	
1.7	0.0	10	8	
0.8	0.0	5	9	
6.8	0.1	41	10	
0.5	0.0	3	11	
0.7	0.0	4	12	
0.8	0.0	5	14	
6.2	0.1	37	15	
0.3	0.0	2	16	
0.5	0.0	3	17	
0.3	0.0	2	18	
3.7	0.1	22	20	
0.2	0.0	1	21	
0.2	0.0	1	22	
2.7	0.1	16	25	
0.3	0.0	2	26	
0.8	0.0	5	27	
0.8	0.0	5	28	
0.3	0.0	2	29	
6.5	0.1	39	30	
	56.4	17,538	-9	-9 = SKIP, INELIG, NA
	0.0	1	-7	-7 = DO NOT KNOW, UNSURE
	41.6	12,948	-5	-5 = SYSTEM MISSING
-----	-----	-----		
100.0	100.0	31,088	cases	

Data type: numeric

Missing-data codes: *--4

Columns: 1106-1107

FBDYIJI Q11c(2)-I Days amphetamines inject, 30

PCT VALID	PCT ALL	N	VALUE	LABEL
35.6	0.7	206	0	
15.7	0.3	91	1	
8.8	0.2	51	2	
4.5	0.1	26	3	
4.3	0.1	25	4	
3.6	0.1	21	5	
1.9	0.0	11	6	
2.1	0.0	12	7	
0.7	0.0	4	8	
0.5	0.0	3	9	
3.6	0.1	21	10	
0.5	0.0	3	11	
0.7	0.0	4	12	
0.2	0.0	1	13	
0.7	0.0	4	14	
4.3	0.1	25	15	
0.3	0.0	2	16	
0.2	0.0	1	17	
0.3	0.0	2	18	
2.1	0.0	12	20	
0.2	0.0	1	21	
0.2	0.0	1	22	
0.2	0.0	1	24	
2.6	0.0	15	25	
0.3	0.0	2	26	
0.5	0.0	3	27	
0.5	0.0	3	28	
0.2	0.0	1	29	
4.7	0.1	27	30	
	56.5	17,560	-9	-9 = SKIP, INELIG, NA
	0.0	1	-7	-7 = DO NOT KNOW, UNSURE
	41.6	12,948	-5	-5 = SYSTEM MISSING
-----	-----	-----		
100.0	100.0	31,088	cases	

Data type: numeric
 Missing-data codes: *--4
 Columns: 1108-1109

FBTIJI **Q11c(3)-I Times inj amphetamines, 30da**

31,088 cases (Range of valid codes: 0-250)

Data type: numeric
 Missing-data codes: *--4
 Columns: 1110-1112

FBDYNIJI **Q11c(4)-I Days amphet. noninject, 30da**

PCT VALID	PCT ALL	N	VALUE	LABEL
53.4	1.0	315	0	
13.9	0.3	82	1	
8.1	0.2	48	2	
3.4	0.1	20	3	
3.1	0.1	18	4	
3.7	0.1	22	5	
1.9	0.0	11	6	
0.8	0.0	5	7	
1.0	0.0	6	8	
0.3	0.0	2	9	
3.4	0.1	20	10	
0.2	0.0	1	13	
2.4	0.0	14	15	
0.2	0.0	1	17	
1.7	0.0	10	20	
0.3	0.0	2	25	
0.3	0.0	2	28	
0.2	0.0	1	29	
1.7	0.0	10	30	
	56.4	17,544	-9	-9 = SKIP, INELIG, NA
	41.7	12,954	-5	-5 = SYSTEM MISSING
-----	-----	-----		
100.0	100.0	31,088		cases

Data type: numeric
 Missing-data codes: *--4
 Columns: 1113-1114

FBTNIJI Q11c(5)-I Times not inj amphet., 30da

31,088 cases (Range of valid codes: 0-150)

Data type: numeric
 Missing-data codes: *--4
 Columns: 1115-1117

FBEDRGJ Q11a-J Ever used other drugs

PCT VALID	PCT ALL	N	VALUE	LABEL
82.6	48.1	14,947	0	0=NO OTHER DRUGS
17.4	10.2	3,157	1	1=USED OTHER DRUGS
	41.8	12,984	-5	-5 = SYSTEM MISSING
-----	-----	-----		
100.0	100.0	31,088		cases

Data type: numeric
 Missing-data codes: *--4
 Columns: 1118-1119

FBDGAGEJ Q11b-J Age 1st other drugs use

31,088 cases (Range of valid codes: 0-57)

Data type: numeric
 Missing-data codes: *--4
 Columns: 1120-1121

FBAGLIJ Q11b(1)-J Other drugs-Age last inject

31,088 cases (Range of valid codes: 0-64)

Data type: numeric
 Missing-data codes: *--4
 Columns: 1122-1123

FBMRUSJ	Q11b(2)-J Other drugs-Most recent use
---------	---------------------------------------

PCT	PCT	N	VALUE	LABEL
VALID	ALL			
0.5	0.0	15	0	0=NEVER
16.1	1.6	501	1	1=WITHIN PAST 30
7.1	0.7	220	2	2= >1 MO. <6(3) MO
5.3	0.5	165	3	3= >=6(3) MO <1 YR
5.2	0.5	162	4	4= 1+ YRS. AGO
65.8	6.6	2,044	5	5= 3+ YRS. AGO
	48.2	14,988	-9	-9 = SKIP, INELIG, NA
	41.8	12,993	-5	-5 = SYSTEM MISSING
-----	-----	-----		
100.0	100.0	31,088		cases

Data type: numeric
Missing-data codes: *--4
Columns: 1124-1125

FBDYLSJ	Q11c(1)-J Days used other drugs, 30da
---------	---------------------------------------

PCT	PCT	N	VALUE	LABEL
VALID	ALL			
1.6	0.0	8	0	
29.1	0.5	144	1	
15.2	0.2	75	2	
8.7	0.1	43	3	
6.5	0.1	32	4	
5.3	0.1	26	5	
3.6	0.1	18	6	
4.0	0.1	20	7	
0.8	0.0	4	8	
0.4	0.0	2	9	
3.4	0.1	17	10	
0.6	0.0	3	12	
1.2	0.0	6	14	
3.4	0.1	17	15	
0.2	0.0	1	16	
0.2	0.0	1	17	
0.2	0.0	1	18	
2.4	0.0	12	20	
0.2	0.0	1	21	
0.4	0.0	2	25	
0.6	0.0	3	28	
11.9	0.2	59	30	
	56.8	17,643	-9	-9 = SKIP, INELIG, NA
	41.7	12,950	-5	-5 = SYSTEM MISSING
-----	-----	-----		
100.0	100.0	31,088		cases

Data type: numeric
Missing-data codes: *--4
Columns: 1126-1127

FBDYIJJ Q11c(2)-J Days other drugs inject, 30da

PCT	PCT	N	VALUE	LABEL
VALID	ALL			
88.7	1.3	400	0	
4.0	0.1	18	1	
2.0	0.0	9	2	
0.2	0.0	1	3	
0.2	0.0	1	4	
0.4	0.0	2	5	
0.7	0.0	3	6	
0.7	0.0	3	7	
0.2	0.0	1	8	
0.2	0.0	1	9	
0.4	0.0	2	10	
0.2	0.0	1	14	
0.2	0.0	1	15	
0.2	0.0	1	16	
0.4	0.0	2	20	
0.4	0.0	2	28	
0.7	0.0	3	30	
	56.9	17,685	-9	-9 = SKIP, INELIG, NA
	41.7	12,952	-5	-5 = SYSTEM MISSING
-----	-----	-----		
100.0	100.0	31,088	cases	

Data type: numeric
 Missing-data codes: *--4
 Columns: 1128-1129

FBTIJJ

Q11c(3)-J Times inj other drugs, 30da

PCT	PCT	N	VALUE	LABEL
VALID	ALL			
3.9	0.0	2	0	
19.6	0.0	10	1	
19.6	0.0	10	2	
5.9	0.0	3	3	
5.9	0.0	3	4	
3.9	0.0	2	5	
7.8	0.0	4	6	
2.0	0.0	1	7	
2.0	0.0	1	9	
2.0	0.0	1	10	
3.9	0.0	2	14	
2.0	0.0	1	15	
3.9	0.0	2	16	
2.0	0.0	1	20	
2.0	0.0	1	30	
2.0	0.0	1	36	
2.0	0.0	1	40	
2.0	0.0	1	60	
2.0	0.0	1	84	
2.0	0.0	1	99	
2.0	0.0	1	116	
2.0	0.0	1	180	
	58.2	18,081	-9	-9 = SKIP, INELIG, NA
	0.0	1	-7	-7 = DO NOT KNOW, UNSURE
	41.7	12,955	-5	-5 = SYSTEM MISSING
-----	-----	-----		
100.0	100.0	31,088	cases	

Data type: numeric
Missing-data codes: *--4
Columns: 1130-1132

FBDYNIJJ Q11c(4)-J Days oth drugs noninject, 30

PCT VALID	PCT ALL	N	VALUE	LABEL
10.2	0.2	50	0	
27.4	0.4	134	1	
13.3	0.2	65	2	
8.4	0.1	41	3	
6.5	0.1	32	4	
4.5	0.1	22	5	
2.9	0.0	14	6	
3.5	0.1	17	7	
0.6	0.0	3	8	
0.2	0.0	1	9	
3.1	0.0	15	10	
0.6	0.0	3	12	
1.0	0.0	5	14	
3.3	0.1	16	15	
0.2	0.0	1	17	
0.2	0.0	1	18	
2.0	0.0	10	20	
0.2	0.0	1	21	
0.2	0.0	1	25	
0.2	0.0	1	28	
11.5	0.2	56	30	
	56.8	17,646	-9	-9 = SKIP, INELIG, NA
	41.7	12,953	-5	-5 = SYSTEM MISSING
-----	-----	-----		
100.0	100.0	31,088	cases	

Data type: numeric
 Missing-data codes: *--4
 Columns: 1133-1134

FBTNIJJ Q11c(5)-J Times not inj other drugs, 30

PCT VALID	PCT ALL	N	VALUE	LABEL
0.2	0.0	1	0	
26.4	0.4	115	1	
14.0	0.2	61	2	
8.7	0.1	38	3	
6.4	0.1	28	4	
4.1	0.1	18	5	
3.7	0.1	16	6	
3.4	0.0	15	7	
2.1	0.0	9	8	
4.6	0.1	20	10	
1.4	0.0	6	12	
0.9	0.0	4	14	
2.8	0.0	12	15	
0.5	0.0	2	16	
0.2	0.0	1	17	
0.5	0.0	2	18	
2.5	0.0	11	20	
0.5	0.0	2	21	
0.2	0.0	1	24	
0.2	0.0	1	25	
7.4	0.1	32	30	
0.2	0.0	1	35	
0.2	0.0	1	36	
0.5	0.0	2	40	
0.5	0.0	2	45	
0.2	0.0	1	48	
3.4	0.0	15	60	
1.6	0.0	7	90	
0.2	0.0	1	100	
0.9	0.0	4	120	
0.5	0.0	2	150	
0.2	0.0	1	160	
0.5	0.0	2	180	
0.2	0.0	1	280	
	56.9	17,693	-9	-9 = SKIP, INELIG, NA
	0.0	3	-7	-7 = DO NOT KNOW, UNSURE
	41.7	12,957	-5	-5 = SYSTEM MISSING

 100.0 100.0 31,088 cases

Data type: numeric
 Missing-data codes: *--4
 Columns: 1135-1137

FCLTIJ **Q11d Last Time Injected Drugs**

PCT	PCT	N	VALUE	LABEL
VALID	ALL			
41.0	14.2	4,427	0	0=NEVER
34.5	12.0	3,729	1	1=WITHIN PAST 30
8.0	2.8	860	2	2= >1 MO. <6(3) MO
5.7	2.0	615	3	3= >=6(3) MO <1 YR
2.3	0.8	249	4	4= 1+ YRS. AGO
8.6	3.0	930	5	5= 3+ YRS. AGO
	0.0	3	-9	-9 = SKIP, INELIG, NA
	0.0	2	-8	-8 = REFUSED
	0.0	2	-7	-7 = DO NOT KNOW, UNSURE
	65.2	20,271	-5	-5 = SYSTEM MISSING
-----	-----	-----		
100.0	100.0	31,088	cases	

Data type: numeric
 Missing-data codes: *--4
 Columns: 1138-1139

FCTIJ30 **Q12 Times injected drugs last 30da**

31,088 cases (Range of valid codes: 0-998)

Data type: numeric
 Missing-data codes: *--4
 Columns: 1140-1142

FCTUSED **Q13a Times know used works used, 30da**

31,088 cases (Range of valid codes: 0-776)

Data type: numeric
 Missing-data codes: *--4
 Columns: 1143-1145

FCTGIVE **Q13b Times gave taste/\$ to use works,30**

31,088 cases (Range of valid codes: 0-700)

Data type: numeric
 Missing-data codes: *--4
 Columns: 1146-1148

FCNDIFP	Q13c No. different people used works,30d
----------------	---

PCT	PCT	N	VALUE	LABEL
VALID	ALL			
1.0	0.0	12	0	
74.4	2.8	861	1	
13.9	0.5	161	2	
5.4	0.2	63	3	
1.6	0.1	18	4	
0.9	0.0	10	5	
0.9	0.0	10	6	
0.3	0.0	3	7	
0.2	0.0	2	8	
0.4	0.0	5	10	
0.2	0.0	2	12	
0.3	0.0	4	15	
0.3	0.0	3	20	
0.1	0.0	1	21	
0.1	0.0	1	42	
0.1	0.0	1	480	
	39.5	12,265	-9	-9 = SKIP, INELIG, NA
	0.3	86	-7	-7 = DO NOT KNOW, UNSURE
	56.5	17,580	-5	-5 = SYSTEM MISSING
-----	-----	-----		
100.0	100.0	31,088	cases	

Data type: numeric
Missing-data codes: *--4
Columns: 1149-1151

FCTSUUWA	Q14-A Times used works w/out cleaning
-----------------	--

31,088 cases (Range of valid codes: 0-580)

Data type: numeric
Missing-data codes: *--4
Columns: 1152-1154

FCTSUUWB	Q14-B Times water only cleaned works
-----------------	---

31,088 cases (Range of valid codes: 0-700)

Data type: numeric
Missing-data codes: *--4
Columns: 1155-1157

FCTSUUWC Q14-C Times bleach/water cleaned works

31,088 cases (Range of valid codes: 0-408)

Data type: numeric
 Missing-data codes: *--4
 Columns: 1158-1160

FCTSUUWD Q14-D Times alc/peroxide cleaned works

PCT	PCT	N	VALUE	LABEL
VALID	ALL			
96.6	5.3	1,651	0	
1.1	0.1	18	1	
0.7	0.0	12	2	
0.5	0.0	8	3	
0.1	0.0	2	4	
0.2	0.0	4	5	
0.1	0.0	2	7	
0.1	0.0	1	8	
0.1	0.0	1	9	
0.2	0.0	3	10	
0.1	0.0	1	11	
0.1	0.0	2	15	
0.1	0.0	2	20	
0.1	0.0	1	25	
0.1	0.0	1	32	
	52.8	16,410	-9	-9 = SKIP, INELIG, NA
	0.0	2	-7	-7 = DO NOT KNOW, UNSURE
	41.7	12,967	-5	-5 = SYSTEM MISSING
-----	-----	-----		
100.0	100.0	31,088	cases	

Data type: numeric
 Missing-data codes: *--4
 Columns: 1161-1162

FCTSUUWE	Q14-E Times boiled water cleaned works
-----------------	---

PCT	PCT	N	VALUE	LABEL
VALID	ALL			
99.1	5.4	1,694	0	
0.2	0.0	4	1	
0.4	0.0	6	2	
0.1	0.0	2	4	
0.1	0.0	2	10	
0.1	0.0	1	264	
	52.8	16,410	-9	-9 = SKIP, INELIG, NA
	0.0	2	-7	-7 = DO NOT KNOW, UNSURE
	41.7	12,967	-5	-5 = SYSTEM MISSING
-----	-----	-----		
100.0	100.0	31,088	cases	

Data type: numeric
Missing-data codes: *--4
Columns: 1163-1165

FCTSUUWF	Q14-F Times other way cleaned works
-----------------	--

PCT	PCT	N	VALUE	LABEL
VALID	ALL			
98.4	5.4	1,683	0	
0.6	0.0	11	1	
0.2	0.0	4	2	
0.1	0.0	2	3	
0.1	0.0	2	4	
0.1	0.0	1	5	
0.1	0.0	1	6	
0.1	0.0	1	7	
0.1	0.0	2	10	
0.1	0.0	1	18	
0.1	0.0	1	66	
0.1	0.0	1	100	
	52.8	16,410	-9	-9 = SKIP, INELIG, NA
	0.0	2	-7	-7 = DO NOT KNOW, UNSURE
	41.7	12,966	-5	-5 = SYSTEM MISSING
-----	-----	-----		
100.0	100.0	31,088	cases	

Data type: numeric
Missing-data codes: *--4
Columns: 1166-1168

FCTUW30A Q15-A Times spouse, lover had works

31,088 cases (Range of valid codes: 0-510)

Data type: numeric
 Missing-data codes: *--4
 Columns: 1169-1171

FCTUW30B Q15-B Times a sex partner had works

PCT	PCT	N	VALUE	LABEL
VALID	ALL			
95.5	5.7	1,766	0	
0.8	0.0	15	1	
0.6	0.0	11	2	
0.5	0.0	9	3	
0.3	0.0	5	4	
0.7	0.0	13	5	
0.1	0.0	2	7	
0.1	0.0	1	8	
0.1	0.0	1	9	
0.3	0.0	5	10	
0.1	0.0	1	14	
0.1	0.0	1	15	
0.1	0.0	2	16	
0.1	0.0	1	20	
0.1	0.0	1	27	
0.1	0.0	2	29	
0.1	0.0	2	30	
0.1	0.0	1	32	
0.1	0.0	1	48	
0.1	0.0	1	53	
0.1	0.0	2	60	
0.1	0.0	1	62	
0.1	0.0	1	75	
0.1	0.0	1	100	
0.1	0.0	1	123	
0.1	0.0	1	210	
0.1	0.0	1	213	
0.1	0.0	1	252	
	52.3	16,274	-9	-9 = SKIP, INELIG, NA
	41.7	12,964	-5	-5 = SYSTEM MISSING
-----	-----	-----		
100.0	100.0	31,088	cases	

Data type: numeric
 Missing-data codes: *--4
 Columns: 1172-1174

FCTUW30C **Q15-C Times another relative had works**

31,088 cases (Range of valid codes: 0-330)

Data type: numeric

Missing-data codes: *--4

Columns: 1175-1177

FCTUW30D **Q15-D Times a running buddy had works**

31,088 cases (Range of valid codes: 0-500)

Data type: numeric

Missing-data codes: *--4

Columns: 1178-1180

FCTUW30E **Q15-E Times a friend had works**

31,088 cases (Range of valid codes: 0-580)

Data type: numeric

Missing-data codes: *--4

Columns: 1181-1183

FCTUW30F Q15-F Times drug seller had works

PCT	PCT	N	VALUE	LABEL
VALID	ALL			
97.4	5.8	1,801	0	
0.6	0.0	11	1	
0.3	0.0	6	2	
0.3	0.0	6	3	
0.2	0.0	3	4	
0.3	0.0	6	5	
0.1	0.0	1	7	
0.1	0.0	2	8	
0.1	0.0	1	9	
0.3	0.0	5	10	
0.1	0.0	1	14	
0.1	0.0	1	15	
0.1	0.0	1	30	
0.1	0.0	1	63	
0.1	0.0	1	75	
0.1	0.0	1	150	
0.1	0.0	1	300	
0.1	0.0	1	480	
	52.3	16,274	-9	-9 = SKIP, INELIG, NA
	41.7	12,964	-5	-5 = SYSTEM MISSING
-----	-----	-----		
100.0	100.0	31,088	cases	

Data type: numeric
 Missing-data codes: *--4
 Columns: 1184-1186

FCTUW30G	Q15-G Times a stranger had works
----------	----------------------------------

PCT	PCT	N	VALUE	LABEL
VALID	ALL			
97.3	5.8	1,800	0	
0.8	0.0	15	1	
0.6	0.0	12	2	
0.3	0.0	5	3	
0.1	0.0	1	4	
0.2	0.0	3	5	
0.1	0.0	2	8	
0.1	0.0	1	10	
0.1	0.0	1	20	
0.1	0.0	1	21	
0.1	0.0	1	25	
0.1	0.0	2	30	
0.1	0.0	1	52	
0.1	0.0	2	75	
0.1	0.0	1	78	
0.1	0.0	1	90	
0.1	0.0	1	100	
	52.3	16,274	-9	-9 = SKIP, INELIG, NA
	41.7	12,964	-5	-5 = SYSTEM MISSING
-----	-----	-----		
100.0	100.0	31,088	cases	

Data type: numeric
Missing-data codes: *--4
Columns: 1187-1189

FCTUW30H Q15-H Times acquaintance had works

PCT	PCT	N	VALUE	LABEL
VALID	ALL			
95.5	5.7	1,765	0	
1.4	0.1	25	1	
1.0	0.1	18	2	
0.4	0.0	7	3	
0.2	0.0	4	4	
0.4	0.0	8	5	
0.2	0.0	4	6	
0.1	0.0	1	7	
0.2	0.0	3	10	
0.1	0.0	1	13	
0.3	0.0	5	15	
0.1	0.0	1	20	
0.1	0.0	1	22	
0.1	0.0	1	30	
0.1	0.0	1	31	
0.1	0.0	1	45	
0.1	0.0	1	52	
0.1	0.0	1	100	
0.1	0.0	1	250	
	52.3	16,274	-9	-9 = SKIP, INELIG, NA
	41.7	12,965	-5	-5 = SYSTEM MISSING
-----	-----	-----		
100.0	100.0	31,088	cases	

Data type: numeric
 Missing-data codes: *--4
 Columns: 1190-1192

FCTSUPLA Q16-A Times used works at own place

31,088 cases (Range of valid codes: 0-580)

Data type: numeric
 Missing-data codes: *--4
 Columns: 1193-1195

FCTSUPLB Q16-B Times used works at dope house

PCT VALID	PCT ALL	N	VALUE	LABEL
90.0	5.3	1,661	0	
2.2	0.1	40	1	
1.5	0.1	28	2	
1.2	0.1	22	3	
0.6	0.0	11	4	
1.1	0.1	20	5	
0.3	0.0	6	6	
0.1	0.0	1	7	
0.1	0.0	1	8	
0.1	0.0	1	9	
1.0	0.1	18	10	
0.2	0.0	3	12	
0.2	0.0	3	15	
0.3	0.0	6	20	
0.1	0.0	1	24	
0.1	0.0	1	25	
0.1	0.0	2	28	
0.4	0.0	7	30	
0.1	0.0	1	38	
0.1	0.0	1	40	
0.1	0.0	2	50	
0.1	0.0	1	52	
0.1	0.0	1	60	
0.1	0.0	1	63	
0.1	0.0	1	90	
0.1	0.0	2	300	
0.1	0.0	1	353	
0.1	0.0	1	390	
0.1	0.0	1	480	
	52.3	16,270	-9	-9 = SKIP, INELIG, NA
	0.0	1	-8	-8 = REFUSED
	0.0	2	-7	-7 = DO NOT KNOW, UNSURE
	41.7	12,970	-5	-5 = SYSTEM MISSING
-----	-----	-----		
100.0	100.0	31,088	cases	

Data type: numeric
 Missing-data codes: *--4
 Columns: 1196-1198

FCTSUPLC Q16-C Times used works at other home

31,088 cases (Range of valid codes: 0-268)

Data type: numeric
 Missing-data codes: *--4
 Columns: 1199-1201

FCTSUPLD Q16-D Times used works at aband bldg

PCT	PCT	N	VALUE	LABEL
VALID	ALL			
93.2	5.5	1,721	0	
1.4	0.1	25	1	
1.5	0.1	28	2	
0.7	0.0	12	3	
0.4	0.0	8	4	
0.8	0.0	14	5	
0.3	0.0	5	6	
0.1	0.0	2	7	
0.2	0.0	3	8	
0.2	0.0	3	9	
0.2	0.0	3	10	
0.1	0.0	1	12	
0.2	0.0	4	15	
0.2	0.0	3	20	
0.1	0.0	1	25	
0.2	0.0	3	30	
0.1	0.0	1	31	
0.1	0.0	1	35	
0.1	0.0	1	40	
0.1	0.0	1	50	
0.1	0.0	1	52	
0.1	0.0	1	53	
0.1	0.0	1	85	
0.1	0.0	1	92	
0.1	0.0	1	125	
0.1	0.0	1	353	
	52.3	16,270	-9	-9 = SKIP, INELIG, NA
	0.0	1	-8	-8 = REFUSED
	0.0	1	-7	-7 = DO NOT KNOW, UNSURE
	41.7	12,970	-5	-5 = SYSTEM MISSING
-----	-----	-----		
100.0	100.0	31,088	cases	

Data type: numeric
 Missing-data codes: *--4
 Columns: 1202-1204

FCTSUPLE Q16-E Times used works in park/st/alley

PCT VALID	PCT ALL	N	VALUE	LABEL
91.3	5.4	1,684	0	
2.2	0.1	40	1	
1.6	0.1	30	2	
0.8	0.0	15	3	
0.4	0.0	7	4	
0.6	0.0	11	5	
0.3	0.0	5	6	
0.2	0.0	3	7	
0.1	0.0	1	8	
0.2	0.0	3	9	
0.7	0.0	12	10	
0.1	0.0	1	14	
0.2	0.0	4	15	
0.1	0.0	2	16	
0.1	0.0	1	17	
0.1	0.0	1	19	
0.3	0.0	6	20	
0.1	0.0	1	25	
0.2	0.0	4	30	
0.1	0.0	1	35	
0.1	0.0	1	45	
0.1	0.0	2	50	
0.1	0.0	1	60	
0.1	0.0	1	75	
0.1	0.0	1	83	
0.1	0.0	1	85	
0.1	0.0	1	90	
0.1	0.0	1	95	
0.1	0.0	2	100	
0.1	0.0	1	104	
0.1	0.0	1	500	
	52.3	16,270	-9	-9 = SKIP, INELIG, NA
	0.0	1	-8	-8 = REFUSED
	0.0	1	-7	-7 = DO NOT KNOW, UNSURE
	41.7	12,971	-5	-5 = SYSTEM MISSING
-----	-----	-----		
100.0	100.0	31,088	cases	

Data type: numeric
 Missing-data codes: *--4
 Columns: 1205-1207

FCTSUPLF Q16-F Times used works in a car

PCT	PCT	N	VALUE	LABEL
VALID	ALL			
94.4	5.6	1,742	0	
1.3	0.1	24	1	
0.9	0.1	16	2	
0.5	0.0	10	3	
0.3	0.0	5	4	
0.6	0.0	11	5	
0.2	0.0	4	6	
0.2	0.0	4	7	
0.1	0.0	1	8	
0.1	0.0	1	9	
0.1	0.0	1	10	
0.2	0.0	3	15	
0.1	0.0	1	19	
0.1	0.0	1	20	
0.2	0.0	3	25	
0.1	0.0	2	30	
0.1	0.0	1	35	
0.1	0.0	2	40	
0.1	0.0	2	50	
0.1	0.0	1	60	
0.1	0.0	1	65	
0.1	0.0	1	70	
0.1	0.0	2	75	
0.1	0.0	2	80	
0.1	0.0	1	90	
0.1	0.0	1	91	
0.1	0.0	1	100	
0.1	0.0	1	120	
0.1	0.0	1	200	
	52.3	16,270	-9	-9 = SKIP, INELIG, NA
	0.0	1	-8	-8 = REFUSED
	0.0	1	-7	-7 = DO NOT KNOW, UNSURE
	41.7	12,970	-5	-5 = SYSTEM MISSING
-----	-----	-----		
100.0	100.0	31,088	cases	

Data type: numeric
 Missing-data codes: *--4
 Columns: 1208-1210

FCTSUPLG	Q16-G Times used works in pub bathroom
----------	--

PCT VALID	PCT ALL	N	VALUE	LABEL
97.8	5.8	1,807	0	
0.4	0.0	7	1	
0.4	0.0	7	2	
0.2	0.0	4	3	
0.1	0.0	2	4	
0.3	0.0	5	5	
0.1	0.0	1	6	
0.1	0.0	1	7	
0.1	0.0	1	8	
0.1	0.0	2	9	
0.1	0.0	2	10	
0.1	0.0	1	12	
0.1	0.0	1	15	
0.1	0.0	1	20	
0.1	0.0	1	25	
0.1	0.0	1	30	
0.1	0.0	1	32	
0.1	0.0	1	38	
0.1	0.0	1	50	
	52.3	16,270	-9	-9 = SKIP, INELIG, NA
	0.0	1	-8	-8 = REFUSED
	41.7	12,970	-5	-5 = SYSTEM MISSING
-----	-----	-----		
100.0	100.0	31,088	cases	

Data type: numeric
Missing-data codes: *--4
Columns: 1211-1212

FCTSUPLH **Q16-H Times used works elsewhere**

PCT	PCT	N	VALUE	LABEL
VALID	ALL			
96.0	5.7	1,775	0	
1.1	0.1	20	1	
0.5	0.0	9	2	
0.5	0.0	9	3	
0.1	0.0	2	4	
0.4	0.0	7	5	
0.1	0.0	2	6	
0.2	0.0	3	8	
0.1	0.0	1	9	
0.2	0.0	3	10	
0.1	0.0	1	12	
0.1	0.0	2	15	
0.1	0.0	1	20	
0.1	0.0	1	21	
0.1	0.0	2	35	
0.1	0.0	2	39	
0.1	0.0	1	56	
0.1	0.0	1	60	
0.1	0.0	1	90	
0.1	0.0	1	91	
0.1	0.0	1	114	
0.1	0.0	1	118	
0.1	0.0	1	134	
0.1	0.0	1	247	
	52.3	16,270	-9	-9 = SKIP, INELIG, NA
	0.0	1	-8	-8 = REFUSED
	41.7	12,969	-5	-5 = SYSTEM MISSING
-----	-----	-----		
100.0	100.0	31,088	cases	

Data type: numeric
 Missing-data codes: *--4
 Columns: 1213-1215

FCTCCRW **Q17 Times used supplies used by others**

31,088 cases (Range of valid codes: 0-844)

Data type: numeric
 Missing-data codes: *--4
 Columns: 1216-1218

FCTGUN **Q19 Times gave used works to other**

31,088 cases (Range of valid codes: 0-776)

Data type: numeric

Missing-data codes: *--4

Columns: 1219-1221

FCTGUNA **Q20-A Times gave works to spouse, lover**

31,088 cases (Range of valid codes: 0-500)

Data type: numeric

Missing-data codes: *--4

Columns: 1222-1224

FCTGUNB Q20-B Times gave works to sex partner

PCT VALID	PCT ALL	N	VALUE	LABEL
96.7	6.1	1,888	0	
1.0	0.1	19	1	
0.7	0.0	13	2	
0.3	0.0	5	3	
0.2	0.0	4	4	
0.3	0.0	6	5	
0.1	0.0	2	6	
0.1	0.0	2	7	
0.1	0.0	1	10	
0.1	0.0	1	12	
0.1	0.0	2	15	
0.1	0.0	2	16	
0.1	0.0	1	20	
0.1	0.0	1	30	
0.1	0.0	1	62	
0.1	0.0	2	100	
0.1	0.0	1	123	
0.1	0.0	1	200	
0.1	0.0	1	252	
	50.9	15,818	-9	-9 = SKIP, INELIG, NA
	0.0	8	-6	-6 = NOT APPLIC
	42.8	13,309	-5	-5 = SYSTEM MISSING
-----	-----	-----		
100.0	100.0	31,088	cases	

Data type: numeric
 Missing-data codes: *--4
 Columns: 1225-1227

FCTGUNC Q20-C Times gave works to relative

31,088 cases (Range of valid codes: 0-330)

Data type: numeric
 Missing-data codes: *--4
 Columns: 1228-1230

FCTGUND Q20-D Times gave works to running buddy

PCT VALID	PCT ALL	N	VALUE	LABEL
82.3	5.2	1,608	0	
3.3	0.2	65	1	
2.9	0.2	57	2	
2.3	0.1	44	3	
1.3	0.1	25	4	
1.8	0.1	36	5	
0.6	0.0	12	6	
0.5	0.0	10	7	
0.3	0.0	6	8	
0.1	0.0	1	9	
1.4	0.1	27	10	
0.2	0.0	3	12	
0.5	0.0	9	15	
0.1	0.0	2	16	
0.1	0.0	1	17	
0.1	0.0	1	18	
0.7	0.0	13	20	
0.1	0.0	2	22	
0.1	0.0	1	24	
0.2	0.0	3	25	
0.2	0.0	4	30	
0.1	0.0	1	33	
0.2	0.0	3	40	
0.3	0.0	5	45	
0.1	0.0	1	54	
0.1	0.0	1	60	
0.1	0.0	1	80	
0.2	0.0	4	100	
0.1	0.0	1	125	
0.1	0.0	1	150	
0.1	0.0	1	200	
0.1	0.0	1	206	
0.1	0.0	2	300	
0.1	0.0	1	305	
	50.9	15,817	-9	-9 = SKIP, INELIG, NA
	0.0	8	-6	-6 = NOT APPLIC
	42.8	13,310	-5	-5 = SYSTEM MISSING

 100.0 100.0 31,088 cases

Data type: numeric
 Missing-data codes: *--4
 Columns: 1231-1233

FCTGUNE Q20-E Times gave works to a friend

31,088 cases (Range of valid codes: 0-597)

Data type: numeric
 Missing-data codes: *--4
 Columns: 1234-1236

FCTGUNF Q20-F Times gave works to drug seller

PCT	PCT	N	VALUE	LABEL
VALID	ALL			
98.9	6.2	1,931	0	
0.2	0.0	4	1	
0.3	0.0	5	2	
0.1	0.0	2	4	
0.2	0.0	3	5	
0.1	0.0	1	6	
0.1	0.0	1	10	
0.1	0.0	1	14	
0.1	0.0	1	15	
0.1	0.0	1	20	
0.1	0.0	1	42	
0.1	0.0	1	63	
0.1	0.0	1	100	
	50.9	15,817	-9	-9 = SKIP, INELIG, NA
	0.0	8	-6	-6 = NOT APPLIC
	42.8	13,310	-5	-5 = SYSTEM MISSING
-----	-----	-----		
100.0	100.0	31,088	cases	

Data type: numeric
 Missing-data codes: *--4
 Columns: 1237-1239

FCTGUNG	Q20-G Times gave works to a stranger
---------	--------------------------------------

PCT	PCT	N	VALUE	LABEL
VALID	ALL			
96.2	6.0	1,877	0	
1.3	0.1	25	1	
0.8	0.0	15	2	
0.5	0.0	10	3	
0.2	0.0	3	4	
0.4	0.0	8	5	
0.1	0.0	2	6	
0.1	0.0	1	7	
0.1	0.0	1	8	
0.1	0.0	1	15	
0.1	0.0	1	20	
0.1	0.0	1	21	
0.1	0.0	1	25	
0.1	0.0	1	27	
0.1	0.0	1	28	
0.1	0.0	1	46	
0.1	0.0	1	50	
0.1	0.0	1	100	
0.1	0.0	1	300	
	50.9	15,817	-9	-9 = SKIP, INELIG, NA
	0.0	1	-7	-7 = DO NOT KNOW, UNSURE
	0.0	8	-6	-6 = NOT APPLIC
	42.8	13,310	-5	-5 = SYSTEM MISSING
-----	-----	-----		
100.0	100.0	31,088	cases	

Data type: numeric
Missing-data codes: *--4
Columns: 1240-1242

FCTGUNH Q20-H Times gave works to acquaintance

PCT	PCT	N	VALUE	LABEL
VALID	ALL			
91.9	5.8	1,795	0	
2.9	0.2	56	1	
1.2	0.1	24	2	
0.9	0.1	18	3	
0.4	0.0	8	4	
0.7	0.0	13	5	
0.2	0.0	3	6	
0.1	0.0	2	7	
0.2	0.0	3	8	
0.1	0.0	1	9	
0.5	0.0	10	10	
0.2	0.0	4	12	
0.4	0.0	8	15	
0.1	0.0	1	23	
0.1	0.0	1	40	
0.1	0.0	2	50	
0.1	0.0	2	60	
0.1	0.0	1	100	
0.1	0.0	1	120	
0.1	0.0	1	300	
	50.9	15,817	-9	-9 = SKIP, INELIG, NA
	0.0	8	-6	-6 = NOT APPLIC
	42.8	13,309	-5	-5 = SYSTEM MISSING
-----	-----	-----		
100.0	100.0	31,088	cases	

Data type: numeric
 Missing-data codes: *--4
 Columns: 1243-1245

FCNSW30 Q21 Number of new works used, 30da

31,088 cases (Range of valid codes: 0-776)

Data type: numeric
 Missing-data codes: *--4
 Columns: 1246-1248

FCTOW30	Q21a Times reused own works
----------------	------------------------------------

31,088 cases (Range of valid codes: 0-567)

Data type: numeric

Missing-data codes: *--4

Columns: 1249-1251

FCINJ6M	Q21b How often injected last 6 months
----------------	--

PCT	PCT	N	VALUE	LABEL
VALID	ALL			
24.3	3.9	1,209	10	10 = NEVER/NONE
14.8	2.4	734	20	20 = <4 TIMES/MONTH
5.6	0.9	280	30	30 = 1 TIME/WEEK
14.6	2.3	725	40	40 = 2-6 TIMES/WEEK
9.2	1.5	457	50	50 = 1 TIME/DAY
20.4	3.3	1,015	60	60 = 2-3 TIMES/DAY
11.1	1.8	553	70	70 = 4+ TIMES/DAY
	9.7	3,026	-9	-9 = SKIP, INELIG, NA
	0.0	1	-8	-8 = REFUSED
	0.0	5	-7	-7 = DO NOT KNOW, UNSURE
	74.3	23,083	-5	-5 = SYSTEM MISSING
-----	-----	-----		
100.0	100.0	31,088	cases	

Data type: numeric

Missing-data codes: *--4

Columns: 1252-1253

FCLTUSED Q21c Last time know used works used

PCT	PCT	N	VALUE	LABEL
VALID	ALL			
33.3	8.2	2,539	0	0=NEVER
24.9	6.1	1,898	1	1=WITHIN PAST 30
10.5	2.6	799	2	2= >1 MO. <6(3) MO
9.6	2.3	729	3	3= >=6(3) MO <1 YR
6.9	1.7	525	4	4= 1+ YRS. AGO
14.9	3.6	1,134	5	5= 3+ YRS. AGO
	32.4	10,079	-9	-9 = SKIP, INELIG, NA
	0.0	1	-8	-8 = REFUSED
	0.0	13	-7	-7 = DO NOT KNOW, UNSURE
	43.0	13,371	-5	-5 = SYSTEM MISSING
-----	-----	-----		
100.0	100.0	31,088	cases	

Data type: numeric
 Missing-data codes: *--4
 Columns: 1254-1255

FCTUSED6 Q21d Times know used works used, last 6m

31,088 cases (Range of valid codes: 0-998)

Data type: numeric
 Missing-data codes: *--4
 Columns: 1256-1258

FCTGIVE6 Q21e Times gave taste/\$ to use works, 6mo

31,088 cases (Range of valid codes: 0-776)

Data type: numeric
 Missing-data codes: *--4
 Columns: 1259-1261

FCEUAIDS	Q21f Ever used HIV positive works
-----------------	--

PCT	PCT	N	VALUE	LABEL
VALID	ALL			
91.6	30.3	9,418	0	0=NO HIV WORKS
8.4	2.8	862	1	1=USED HIV WORKS
	22.8	7,096	-9	-9 = SKIP, INELIG, NA
	1.1	350	-7	-7 = DO NOT KNOW, UNSURE
	43.0	13,362	-5	-5 = SYSTEM MISSING
-----	-----	-----		
100.0	100.0	31,088		cases

Data type: numeric
Missing-data codes: *--4
Columns: 1262-1263

FDUD48	Q22 Used drugs in the past 48 hours
---------------	--

PCT	PCT	N	VALUE	LABEL
VALID	ALL			
21.2	12.3	3,837	0	0=NO DRUGS 48 HRS
78.8	45.9	14,283	1	1=DRUGS 48 HOURS
	0.0	1	-9	-9 = SKIP, INELIG, NA
	0.0	2	-7	-7 = DO NOT KNOW, UNSURE
	41.7	12,965	-5	-5 = SYSTEM MISSING
-----	-----	-----		
100.0	100.0	31,088		cases

Data type: numeric
Missing-data codes: *--4
Columns: 1264-1265

FDUD48A Q22a-A Used alcohol last 48 hours

PCT VALID	PCT ALL	N	VALUE	LABEL
35.0	16.1	5,004	0	0=NO ALCOHOL
65.0	29.8	9,274	1	1=USED ALCOHOL
	12.4	3,857	-9	-9 = SKIP, INELIG, NA
	0.0	1	-7	-7 = DO NOT KNOW, UNSURE
	41.7	12,952	-5	-5 = SYSTEM MISSING
-----	-----	-----		
100.0	100.0	31,088		cases

Data type: numeric
 Missing-data codes: *--4
 Columns: 1266-1267

FDUD48B Q22a-B Used marijuana last 48 hours

PCT VALID	PCT ALL	N	VALUE	LABEL
73.5	33.8	10,500	0	0=NO MARIJUANA
26.5	12.2	3,779	1	1=USED MARIJUANA
	12.4	3,857	-9	-9 = SKIP, INELIG, NA
	0.0	3	-7	-7 = DO NOT KNOW, UNSURE
	41.7	12,949	-5	-5 = SYSTEM MISSING
-----	-----	-----		
100.0	100.0	31,088		cases

Data type: numeric
 Missing-data codes: *--4
 Columns: 1268-1269

FDUD48C	Q22a-C Used crack last 48 hours
----------------	--

PCT	PCT	N	VALUE	LABEL
VALID	ALL			
52.4	24.0	7,476	0	0=NO CRACK
47.6	21.9	6,801	1	1=USED CRACK
	12.4	3,858	-9	-9 = SKIP, INELIG, NA
	0.0	1	-7	-7 = DO NOT KNOW, UNSURE
	41.7	12,952	-5	-5 = SYSTEM MISSING
-----	-----	-----		
100.0	100.0	31,088		cases

Data type: numeric
 Missing-data codes: *--4
 Columns: 1270-1271

FDUD48D	Q22a-D Used cocaine last 48 hours
----------------	--

PCT	PCT	N	VALUE	LABEL
VALID	ALL			
79.6	36.6	11,367	0	0=NO COCAINE
20.4	9.4	2,911	1	1=USED COCAINE
	12.4	3,857	-9	-9 = SKIP, INELIG, NA
	0.0	1	-7	-7 = DO NOT KNOW, UNSURE
	41.7	12,952	-5	-5 = SYSTEM MISSING
-----	-----	-----		
100.0	100.0	31,088		cases

Data type: numeric
 Missing-data codes: *--4
 Columns: 1272-1273

FDUD48E	Q22a-E Used heroin last 48 hours
----------------	---

PCT	PCT	N	VALUE	LABEL
VALID	ALL			
69.9	32.1	9,986	0	0=NO HEROIN
30.1	13.8	4,294	1	1=USED HEROIN
	12.4	3,857	-9	-9 = SKIP, INELIG, NA
	41.7	12,951	-5	-5 = SYSTEM MISSING
-----	-----	-----		
100.0	100.0	31,088		cases

Data type: numeric
 Missing-data codes: *--4
 Columns: 1274-1275

FDUD48F Q22a-F Used speedball last 48 hours

PCT VALID	PCT ALL	N	VALUE	LABEL
88.2	40.5	12,592	0	0=NO SPEEDBALL
11.8	5.4	1,686	1	1=USED SPEEDBALL
	12.4	3,858	-9	-9 = SKIP, INELIG, NA
	41.7	12,952	-5	-5 = SYSTEM MISSING
-----	-----	-----		
100.0	100.0	31,088		cases

Data type: numeric
 Missing-data codes: *--4
 Columns: 1276-1277

FDUD48G Q22a-G Used methadone-nonpr last 48 hrs

PCT VALID	PCT ALL	N	VALUE	LABEL
98.4	45.2	14,045	0	0=NO METHADONE
1.6	0.8	234	1	1=USED METHADONE
	12.4	3,857	-9	-9 = SKIP, INELIG, NA
	0.0	1	-7	-7 = DO NOT KNOW, UNSURE
	41.7	12,951	-5	-5 = SYSTEM MISSING
-----	-----	-----		
100.0	100.0	31,088		cases

Data type: numeric
 Missing-data codes: *--4
 Columns: 1278-1279

FDUD48H Q22a-H Used other opiates last 48 hours

PCT VALID	PCT ALL	N	VALUE	LABEL
98.1	45.1	14,007	0	0=NO OTHER OP.
1.9	0.9	270	1	1=USED OTHER OP.
	12.4	3,857	-9	-9 = SKIP, INELIG, NA
	41.7	12,954	-5	-5 = SYSTEM MISSING
-----	-----	-----		
100.0	100.0	31,088		cases

Data type: numeric
 Missing-data codes: *--4
 Columns: 1280-1281

FDUD48I	Q22a-I Used amphetamines last 48 hours
----------------	---

PCT	PCT	N	VALUE	LABEL
VALID	ALL			
98.1	45.0	14,005	0	0=NO AMPHETAMINES
1.9	0.9	275	1	1=USED AMPHET.
	12.4	3,857	-9	-9 = SKIP, INELIG, NA
	0.0	1	-7	-7 = DO NOT KNOW, UNSURE
	41.7	12,950	-5	-5 = SYSTEM MISSING
-----	-----	-----		
100.0	100.0	31,088		cases

Data type: numeric
 Missing-data codes: *--4
 Columns: 1282-1283

FDUD48J	Q22a-J Used other drugs last 48 hours
----------------	--

PCT	PCT	N	VALUE	LABEL
VALID	ALL			
98.0	45.0	13,996	0	0=NO OTHER DRUGS
2.0	0.9	282	1	1=USED OTHER DRUGS
	12.4	3,857	-9	-9 = SKIP, INELIG, NA
	41.7	12,953	-5	-5 = SYSTEM MISSING
-----	-----	-----		
100.0	100.0	31,088		cases

Data type: numeric
 Missing-data codes: *--4
 Columns: 1284-1285

FDUDIN48	Q22b Injected drugs, last 48 hrs
-----------------	---

PCT	PCT	N	VALUE	LABEL
VALID	ALL			
63.8	29.4	9,132	0	0=NO INJECT 48 HRS
36.2	16.6	5,171	1	1=INJECTED 48 HRS
	12.3	3,829	-9	-9 = SKIP, INELIG, NA
	0.0	1	-7	-7 = DO NOT KNOW, UNSURE
	41.7	12,955	-5	-5 = SYSTEM MISSING
-----	-----	-----		
100.0	100.0	31,088		cases

Data type: numeric
 Missing-data codes: *--4
 Columns: 1286-1287

FDSUNS48 **Q22c Shot up w/ used works, last 48 hrs**

PCT	PCT	N	VALUE	LABEL
VALID	ALL			
82.8	13.7	4,274	0	0=NO, OWN NEEDLE
17.2	2.9	888	1	1=USED NEEDLE
	41.7	12,972	-9	-9 = SKIP, INELIG, NA
	0.0	3	-7	-7 = DO NOT KNOW, UNSURE
	41.7	12,951	-5	-5 = SYSTEM MISSING
-----	-----	-----		
100.0	100.0	31,088		cases

Data type: numeric
 Missing-data codes: *--4
 Columns: 1288-1289

FDSUCL48 **Q22d Cleaned used works w/ anything, las**

PCT	PCT	N	VALUE	LABEL
VALID	ALL			
11.7	0.3	103	0	0=NO, NOT CLEANED
88.3	2.5	779	1	1=CLEANED WORKS
	55.5	17,250	-9	-9 = SKIP, INELIG, NA
	0.0	3	-7	-7 = DO NOT KNOW, UNSURE
	41.7	12,953	-5	-5 = SYSTEM MISSING
-----	-----	-----		
100.0	100.0	31,088		cases

Data type: numeric
 Missing-data codes: *--4
 Columns: 1290-1291

FDSUNG48	Q22e Shot up & gave works to other, last
-----------------	---

PCT	PCT	N	VALUE	LABEL
VALID	ALL			
83.6	13.9	4,309	0	0=NO, KEPT NEEDLE
16.4	2.7	844	1	1=YES, GAVE NEEDLE
	41.7	12,972	-9	-9 = SKIP, INELIG, NA
	0.0	6	-7	-7 = DO NOT KNOW, UNSURE
	41.7	12,957	-5	-5 = SYSTEM MISSING
-----	-----	-----		
100.0	100.0	31,088		cases

Data type: numeric
 Missing-data codes: *--4
 Columns: 1292-1293

FDSUSN48	Q22f Shot up w/ sterile works, last 48 h
-----------------	---

PCT	PCT	N	VALUE	LABEL
VALID	ALL			
23.1	3.8	1,192	0	0=NO, DIRTY WORKS
76.9	12.7	3,959	1	1=STERILE WORKS
	41.7	12,965	-9	-9 = SKIP, INELIG, NA
	0.0	5	-7	-7 = DO NOT KNOW, UNSURE
	41.7	12,967	-5	-5 = SYSTEM MISSING
-----	-----	-----		
100.0	100.0	31,088		cases

Data type: numeric
 Missing-data codes: *--4
 Columns: 1294-1295

FEDT	Q23 Ever been in drug treatment, detox
-------------	---

PCT	PCT	N	VALUE	LABEL
VALID	ALL			
40.5	23.6	7,343	0	0=NO TX OR DETOX
59.5	34.7	10,785	1	1=YES, DETOX OR TX
	41.7	12,960	-5	-5 = SYSTEM MISSING
-----	-----	-----		
100.0	100.0	31,088		cases

Data type: numeric
 Missing-data codes: *--4
 Columns: 1296-1297

FEDTA Q23a-A Ever in methadone detox

PCT	PCT	N	VALUE	LABEL
VALID	ALL			
74.9	26.0	8,071	0	0=NO METH. DETOX
25.1	8.7	2,704	1	1=METHADONE DETOX
	23.7	7,356	-9	-9 = SKIP, INELIG, NA
	0.0	2	-7	-7 = DO NOT KNOW, UNSURE
	41.7	12,955	-5	-5 = SYSTEM MISSING
-----	-----	-----		
100.0	100.0	31,088		cases

Data type: numeric
 Missing-data codes: *--4
 Columns: 1298-1299

FEDT6MA Q23b-A Enrolled methadone detox, 6mo

PCT	PCT	N	VALUE	LABEL
VALID	ALL			
75.7	5.4	1,679	0	0=NO METH DTX-6 MO
24.3	1.7	539	1	1=METH DTX-6 MO
	34.6	10,762	-9	-9 = SKIP, INELIG, NA
	58.2	18,108	-5	-5 = SYSTEM MISSING
-----	-----	-----		
100.0	100.0	31,088		cases

Data type: numeric
 Missing-data codes: *--4
 Columns: 1300-1301

FEDTD6MA Q23c-A Days in methadone detox, 6mo

31,088 cases (Range of valid codes: 0-365)

Data type: numeric
 Missing-data codes: *--4
 Columns: 1302-1304

FEDT30A Q23d-A Days in methadone detox last 30

PCT	PCT	N	VALUE	LABEL
VALID	ALL			
57.3	1.1	339	0	
0.8	0.0	5	1	
0.3	0.0	2	2	
1.5	0.0	9	3	
1.0	0.0	6	4	
2.7	0.1	16	5	
1.7	0.0	10	6	
3.9	0.1	23	7	
0.7	0.0	4	8	
0.5	0.0	3	9	
2.0	0.0	12	10	
0.7	0.0	4	11	
0.8	0.0	5	12	
0.3	0.0	2	13	
2.9	0.1	17	14	
1.0	0.0	6	15	
0.8	0.0	5	16	
0.2	0.0	1	17	
0.8	0.0	5	18	
0.5	0.0	3	19	
1.2	0.0	7	20	
4.6	0.1	27	21	
0.2	0.0	1	22	
0.2	0.0	1	25	
0.2	0.0	1	26	
0.3	0.0	2	27	
0.2	0.0	1	28	
12.7	0.2	75	30	
	56.4	17,541	-9	-9 = SKIP, INELIG, NA
	0.0	1	-7	-7 = DO NOT KNOW, UNSURE
	41.7	12,954	-5	-5 = SYSTEM MISSING
-----	-----	-----		
100.0	100.0	31,088	cases	

Data type: numeric
 Missing-data codes: *--4
 Columns: 1305-1306

FEDTB Q23a-B Ever in methadone maint.

PCT	PCT	N	VALUE	LABEL
VALID	ALL			
72.6	25.2	7,824	0	0=NO METH. MAINT.
27.4	9.5	2,953	1	1=METHADONE MAINT.
	23.7	7,357	-9	-9 = SKIP, INELIG, NA
	0.0	2	-7	-7 = DO NOT KNOW, UNSURE
	41.7	12,952	-5	-5 = SYSTEM MISSING
-----	-----	-----		
100.0	100.0	31,088		cases

Data type: numeric
 Missing-data codes: *--4
 Columns: 1307-1308

FEDT6MB Q23b-B Enrolled methadone maint., 6mo

PCT	PCT	N	VALUE	LABEL
VALID	ALL			
68.3	4.9	1,527	0	0=NO METH MNT-6 MO
31.7	2.3	710	1	1=METH MNT-6 MO
	34.6	10,747	-9	-9 = SKIP, INELIG, NA
	58.2	18,104	-5	-5 = SYSTEM MISSING
-----	-----	-----		
100.0	100.0	31,088		cases

Data type: numeric
 Missing-data codes: *--4
 Columns: 1309-1310

FEDTD6MB Q23c-B Days in methadone maint., 6mo

31,088 cases (Range of valid codes: 0-500)

Data type: numeric
 Missing-data codes: *--4
 Columns: 1311-1313

FEDT30B Q23d-B Days in methadone maint. last 30

PCT	PCT	N	VALUE	LABEL
VALID	ALL			
16.6	0.5	140	0	
0.7	0.0	6	1	
0.8	0.0	7	2	
0.9	0.0	8	3	
0.7	0.0	6	4	
0.6	0.0	5	5	
0.5	0.0	4	6	
1.5	0.0	13	7	
0.5	0.0	4	8	
0.1	0.0	1	9	
0.5	0.0	4	10	
0.5	0.0	4	11	
0.5	0.0	4	12	
0.2	0.0	2	13	
1.2	0.0	10	14	
1.5	0.0	13	15	
0.4	0.0	3	16	
0.2	0.0	2	17	
0.6	0.0	5	18	
0.5	0.0	4	19	
1.1	0.0	9	20	
1.4	0.0	12	21	
0.2	0.0	2	22	
0.2	0.0	2	23	
0.2	0.0	2	24	
0.6	0.0	5	25	
0.2	0.0	2	26	
0.4	0.0	3	27	
0.2	0.0	2	28	
0.1	0.0	1	29	
65.8	1.8	555	30	
0.2	0.0	2	31	
0.1	0.0	1	40	
	55.6	17,285	-9	-9 = SKIP, INELIG, NA
	0.0	2	-7	-7 = DO NOT KNOW, UNSURE
	41.7	12,958	-5	-5 = SYSTEM MISSING

 100.0 100.0 31,088 cases

Data type: numeric
 Missing-data codes: *--4
 Columns: 1314-1315

FEDTC Q23a-C Ever in outpatient drug free

PCT	PCT	N	VALUE	LABEL
VALID	ALL			
69.1	24.0	7,448	0	0=NO OUTPT DF
30.9	10.7	3,323	1	1=OUTPT DRUG-FREE
	23.7	7,358	-9	-9 = SKIP, INELIG, NA
	0.0	1	-7	-7 = DO NOT KNOW, UNSURE
	41.7	12,958	-5	-5 = SYSTEM MISSING
-----	-----	-----		
100.0	100.0	31,088		cases

Data type: numeric
 Missing-data codes: *--4
 Columns: 1316-1317

FEDT6MC Q23b-C Enrolled outpt drug free, 6mo

PCT	PCT	N	VALUE	LABEL
VALID	ALL			
73.7	5.8	1,808	0	0=NO OUTP DFR-6 MO
26.3	2.1	646	1	1=OUTP DG FR-6 MO
	33.8	10,520	-9	-9 = SKIP, INELIG, NA
	58.3	18,114	-5	-5 = SYSTEM MISSING
-----	-----	-----		
100.0	100.0	31,088		cases

Data type: numeric
 Missing-data codes: *--4
 Columns: 1318-1319

FEDTD6MC Q23c-C Days in outpt drug-free, 6mo

31,088 cases (Range of valid codes: 0-184)

Data type: numeric
 Missing-data codes: *--4
 Columns: 1320-1322

FEDT30C Q23d-C Days in outpt drug free last 30

PCT	PCT	N	VALUE	LABEL
VALID	ALL			
36.9	0.9	293	0	
3.0	0.1	24	1	
3.0	0.1	24	2	
2.3	0.1	18	3	
4.8	0.1	38	4	
1.6	0.0	13	5	
1.5	0.0	12	6	
1.6	0.0	13	7	
2.5	0.1	20	8	
0.4	0.0	3	9	
1.5	0.0	12	10	
0.3	0.0	2	11	
2.0	0.1	16	12	
0.1	0.0	1	13	
3.0	0.1	24	14	
1.1	0.0	9	15	
0.4	0.0	3	16	
0.5	0.0	4	17	
0.3	0.0	2	18	
0.1	0.0	1	19	
1.0	0.0	8	20	
1.5	0.0	12	21	
0.1	0.0	1	22	
0.1	0.0	1	23	
0.3	0.0	2	24	
0.3	0.0	2	25	
0.1	0.0	1	26	
0.3	0.0	2	27	
0.6	0.0	5	28	
0.1	0.0	1	29	
28.7	0.7	228	30	
	55.7	17,328	-9	-9 = SKIP, INELIG, NA
	0.0	2	-7	-7 = DO NOT KNOW, UNSURE
	41.7	12,963	-5	-5 = SYSTEM MISSING
-----	-----	-----		
100.0	100.0	31,088	cases	

Data type: numeric
 Missing-data codes: *--4
 Columns: 1323-1324

FEDTD	Q23a-D Ever in residential tx
--------------	--------------------------------------

PCT	PCT	N	VALUE	LABEL
VALID	ALL			
40.8	14.1	4,391	0	0=NO RESID. TX
59.2	20.5	6,382	1	1=RESIDENTIAL TX
	23.7	7,356	-9	-9 = SKIP, INELIG, NA
	0.0	1	-8	-8 = REFUSED
	0.0	2	-7	-7 = DO NOT KNOW, UNSURE
	41.7	12,956	-5	-5 = SYSTEM MISSING
-----	-----	-----		
100.0	100.0	31,088		cases

Data type: numeric
 Missing-data codes: *--4
 Columns: 1325-1326

FEDT6MD	Q23b-D Enrolled residential tx, 6mo
----------------	--

PCT	PCT	N	VALUE	LABEL
VALID	ALL			
79.1	11.7	3,652	0	0=NO RESID TX-6 MO
20.9	3.1	964	1	1=RESID TX-6 MO
	26.8	8,333	-9	-9 = SKIP, INELIG, NA
	0.0	1	-8	-8 = REFUSED
	58.3	18,138	-5	-5 = SYSTEM MISSING
-----	-----	-----		
100.0	100.0	31,088		cases

Data type: numeric
 Missing-data codes: *--4
 Columns: 1327-1328

FEDTD6MD	Q23c-D Days in residential tx, 6mo
-----------------	---

31,088 cases (Range of valid codes: 0-660)

Data type: numeric
 Missing-data codes: *--4
 Columns: 1329-1331

FEDT30D

Q23d-D Days in residential tx last 30

PCT	PCT	N	VALUE	LABEL
VALID	ALL			
58.6	2.2	693	0	
0.6	0.0	7	1	
1.0	0.0	12	2	
0.8	0.0	9	3	
0.5	0.0	6	4	
1.6	0.1	19	5	
0.9	0.0	11	6	
2.8	0.1	33	7	
0.8	0.0	10	8	
0.3	0.0	4	9	
1.4	0.1	17	10	
0.4	0.0	5	11	
0.5	0.0	6	12	
0.3	0.0	3	13	
2.2	0.1	26	14	
1.0	0.0	12	15	
0.5	0.0	6	16	
0.5	0.0	6	17	
0.3	0.0	3	18	
0.1	0.0	1	19	
0.3	0.0	4	20	
1.8	0.1	21	21	
0.3	0.0	4	22	
0.5	0.0	6	23	
0.5	0.0	6	24	
0.3	0.0	4	25	
0.3	0.0	4	26	
0.6	0.0	7	27	
1.0	0.0	12	28	
0.8	0.0	9	29	
18.3	0.7	217	30	
	54.5	16,930	-9	-9 = SKIP, INELIG, NA
	41.7	12,975	-5	-5 = SYSTEM MISSING
-----	-----	-----		
100.0	100.0	31,088	cases	

Data type: numeric

Missing-data codes: *--4

Columns: 1332-1333

FEDTE **Q23a-E Ever in prison/jail tx**

PCT	PCT	N	VALUE	LABEL
VALID	ALL			
87.5	30.3	9,428	0	0=NO PRIS-JAIL TX
12.5	4.3	1,342	1	1=PRISON-JAIL TX
	23.7	7,356	-9	-9 = SKIP, INELIG, NA
	0.0	2	-7	-7 = DO NOT KNOW, UNSURE
	41.7	12,960	-5	-5 = SYSTEM MISSING
-----	-----	-----		
100.0	100.0	31,088		cases

Data type: numeric
 Missing-data codes: *--4
 Columns: 1334-1335

FEDT6ME **Q23b-E Enrolled prison/jail tx, 6mo**

PCT	PCT	N	VALUE	LABEL
VALID	ALL			
82.5	2.5	769	0	0=NO JAIL TX-6 MO
17.5	0.5	163	1	1=JAIL TX-6 MO
	38.8	12,063	-9	-9 = SKIP, INELIG, NA
	58.2	18,093	-5	-5 = SYSTEM MISSING
-----	-----	-----		
100.0	100.0	31,088		cases

Data type: numeric
 Missing-data codes: *--4
 Columns: 1336-1337

FEDTD6ME **Q23c-E Days in prison, jail tx, 6mo**

31,088 cases (Range of valid codes: 0-300)

Data type: numeric
 Missing-data codes: *--4
 Columns: 1338-1340

FEDT30E

Q23d-E Days in prison jail tx, last 30

PCT	PCT	N	VALUE	LABEL
VALID	ALL			
47.3	0.3	97	0	
0.5	0.0	1	1	
1.5	0.0	3	2	
2.0	0.0	4	3	
2.9	0.0	6	4	
2.9	0.0	6	5	
1.0	0.0	2	6	
2.4	0.0	5	7	
0.5	0.0	1	8	
3.9	0.0	8	10	
0.5	0.0	1	11	
0.5	0.0	1	13	
2.4	0.0	5	14	
2.0	0.0	4	15	
0.5	0.0	1	16	
1.0	0.0	2	17	
2.4	0.0	5	20	
0.5	0.0	1	21	
0.5	0.0	1	22	
1.5	0.0	3	23	
0.5	0.0	1	24	
1.5	0.0	3	25	
0.5	0.0	1	27	
0.5	0.0	1	28	
1.0	0.0	2	29	
19.5	0.1	40	30	
	57.7	17,928	-9	-9 = SKIP, INELIG, NA
	0.0	1	-7	-7 = DO NOT KNOW, UNSURE
	41.7	12,954	-5	-5 = SYSTEM MISSING
-----	-----	-----		
100.0	100.0	31,088	cases	

Data type: numeric
Missing-data codes: *--4
Columns: 1341-1342

FEDTF Q23a-F Ever in other drug tx

PCT	PCT	N	VALUE	LABEL
VALID	ALL			
86.8	30.0	9,326	0	0=NO OTHER DRUG TX
13.2	4.6	1,420	1	1=OTHER TREATMENT
	23.7	7,360	-9	-9 = SKIP, INELIG, NA
	0.0	1	-7	-7 = DO NOT KNOW, UNSURE
	41.8	12,981	-5	-5 = SYSTEM MISSING
-----	-----	-----		
100.0	100.0	31,088	cases	

Data type: numeric
 Missing-data codes: *--4
 Columns: 1343-1344

FEDT6MF Q23b-F Enrolled other drug tx, 6mo

PCT	PCT	N	VALUE	LABEL
VALID	ALL			
69.9	2.4	740	0	0=NO OTH DTX-6 MO
30.1	1.0	319	1	1=OTHER DTX-6 MO
	38.4	11,923	-9	-9 = SKIP, INELIG, NA
	58.2	18,106	-5	-5 = SYSTEM MISSING
-----	-----	-----		
100.0	100.0	31,088	cases	

Data type: numeric
 Missing-data codes: *--4
 Columns: 1345-1346

FEDTD6MF Q23c-F Days in other drug tx, 6mo

31,088 cases (Range of valid codes: 0-180)

Data type: numeric
 Missing-data codes: *--4
 Columns: 1347-1349

FEDT30F	Q23d-F Days in other drug tx, last 30
----------------	--

PCT	PCT	N	VALUE	LABEL
VALID	ALL			
66.2	0.8	262	0	
2.5	0.0	10	1	
1.3	0.0	5	2	
1.3	0.0	5	3	
1.0	0.0	4	4	
3.0	0.0	12	5	
1.3	0.0	5	6	
6.6	0.1	26	7	
1.3	0.0	5	8	
1.3	0.0	5	9	
1.8	0.0	7	10	
0.3	0.0	1	11	
0.3	0.0	1	12	
1.3	0.0	5	14	
0.8	0.0	3	15	
0.3	0.0	1	20	
0.3	0.0	1	21	
0.3	0.0	1	22	
0.3	0.0	1	27	
9.1	0.1	36	30	
	57.1	17,736	-9	-9 = SKIP, INELIG, NA
	41.7	12,956	-5	-5 = SYSTEM MISSING
-----	-----	-----		
100.0	100.0	31,088	cases	

Data type: numeric
Missing-data codes: *--4
Columns: 1350-1351

FENODT	Q24 Tried but unable to get treatment
---------------	--

PCT	PCT	N	VALUE	LABEL
VALID	ALL			
87.4	50.9	15,829	0	0=NOT MENTIONED
12.6	7.4	2,287	1	1=JAIL BEF. START
	0.0	4	-7	-7 = DO NOT KNOW, UNSURE
	41.7	12,968	-5	-5 = SYSTEM MISSING
-----	-----	-----		
100.0	100.0	31,088	cases	

Data type: numeric
Missing-data codes: *--4
Columns: 1352-1353

FENODTT Q24a Times unable to get treatment

PCT	PCT	N	VALUE	LABEL
VALID	ALL			
0.5	0.0	12	0	
43.0	3.1	970	1	
27.0	2.0	608	2	
12.7	0.9	286	3	
6.1	0.4	137	4	
3.6	0.3	81	5	
1.4	0.1	31	6	
0.9	0.1	21	7	
0.6	0.0	13	8	
0.0	0.0	1	9	
1.3	0.1	29	10	
0.1	0.0	3	11	
0.5	0.0	11	12	
0.2	0.0	5	14	
0.4	0.0	8	15	
0.1	0.0	3	16	
0.0	0.0	1	18	
0.5	0.0	12	20	
0.0	0.0	1	21	
0.0	0.0	1	23	
0.0	0.0	1	24	
0.4	0.0	10	30	
0.0	0.0	1	43	
0.0	0.0	1	45	
0.2	0.0	5	50	
0.1	0.0	3	60	
0.0	0.0	1	90	
	51.0	15,853	-9	-9 = SKIP, INELIG, NA
	0.0	11	-7	-7 = DO NOT KNOW, UNSURE
	41.7	12,968	-5	-5 = SYSTEM MISSING

 100.0 100.0 31,088 cases

Data type: numeric
 Missing-data codes: *--4
 Columns: 1354-1355

XMFENODT	Unable get in drug tx (mths before RB3)
-----------------	--

31,088 cases (Range of valid codes: -202-46)

Data type: numeric

Missing-data code: -9999

Columns: 1356-1360

FENODTA	Q24c-A Unable - not qualify
----------------	------------------------------------

PCT	PCT	N	VALUE	LABEL
VALID	ALL			
85.3	6.3	1,945	0	0=NOT MENTIONED
14.7	1.1	335	1	1=DID NOT QUALIFY
	51.0	15,846	-9	-9 = SKIP, INELIG, NA
	0.0	2	-7	-7 = DO NOT KNOW, UNSURE
	41.7	12,960	-5	-5 = SYSTEM MISSING
-----	-----	-----		
100.0	100.0	31,088		cases

Data type: numeric

Missing-data codes: *--4

Columns: 1361-1362

FENODTB	Q24c-B Unable - not enough money
----------------	---

PCT	PCT	N	VALUE	LABEL
VALID	ALL			
83.5	6.1	1,903	0	0=NOT MENTIONED
16.5	1.2	376	1	1=NOT ENOUGH MONEY
	51.0	15,847	-9	-9 = SKIP, INELIG, NA
	0.0	1	-7	-7 = DO NOT KNOW, UNSURE
	41.7	12,961	-5	-5 = SYSTEM MISSING
-----	-----	-----		
100.0	100.0	31,088		cases

Data type: numeric

Missing-data codes: *--4

Columns: 1363-1364

FENODTC Q24c-C Unable - no room, wait list

PCT	PCT	N	VALUE	LABEL
VALID	ALL			
55.2	4.0	1,257	0	0=NOT MENTIONED
44.8	3.3	1,022	1	1=NO ROOM/WAIT LST
	51.0	15,847	-9	-9 = SKIP, INELIG, NA
	0.0	2	-7	-7 = DO NOT KNOW, UNSURE
	41.7	12,960	-5	-5 = SYSTEM MISSING
-----	-----	-----		
100.0	100.0	31,088		cases

Data type: numeric
 Missing-data codes: *--4
 Columns: 1365-1366

FENODTD Q24c-D Unable - not take women

PCT	PCT	N	VALUE	LABEL
VALID	ALL			
99.1	7.3	2,257	0	0=NOT MENTIONED
0.9	0.1	20	1	1=NO WOMEN/KIDS
	51.0	15,849	-9	-9 = SKIP, INELIG, NA
	0.0	2	-7	-7 = DO NOT KNOW, UNSURE
	41.7	12,960	-5	-5 = SYSTEM MISSING
-----	-----	-----		
100.0	100.0	31,088		cases

Data type: numeric
 Missing-data codes: *--4
 Columns: 1367-1368

FENODTE	Q24c-E Got appointment - no follow thru
----------------	--

PCT	PCT	N	VALUE	LABEL
VALID	ALL			
80.9	5.9	1,843	0	0=NOT MENTIONED
19.1	1.4	435	1	1=APPT, NO FOLLOW
	51.0	15,846	-9	-9 = SKIP, INELIG, NA
	0.0	2	-7	-7 = DO NOT KNOW, UNSURE
	41.7	12,962	-5	-5 = SYSTEM MISSING
-----	-----	-----		
100.0	100.0	31,088		cases

Data type: numeric
 Missing-data codes: *--4
 Columns: 1369-1370

FENODTF	Q24c-F Went to jail before prgm start
----------------	--

PCT	PCT	N	VALUE	LABEL
VALID	ALL			
97.8	7.2	2,227	0	0=NOT MENTIONED
2.2	0.2	51	1	1=JAIL BEF. START
	51.0	15,846	-9	-9 = SKIP, INELIG, NA
	0.0	2	-7	-7 = DO NOT KNOW, UNSURE
	41.7	12,962	-5	-5 = SYSTEM MISSING
-----	-----	-----		
100.0	100.0	31,088		cases

Data type: numeric
 Missing-data codes: *--4
 Columns: 1371-1372

FENODTG Q24c-G Unable for other reason

PCT	PCT	N	VALUE	LABEL
VALID	ALL			
81.6	6.0	1,860	0	0=NOT MENTIONED
18.4	1.4	420	1	1=OTHER REASON
	51.0	15,844	-9	-9 = SKIP, INELIG, NA
	0.0	3	-7	-7 = DO NOT KNOW, UNSURE
	41.7	12,961	-5	-5 = SYSTEM MISSING
-----	-----	-----		
100.0	100.0	31,088		cases

Data type: numeric
 Missing-data codes: *--4
 Columns: 1373-1374

FFMRSEX Q25 Most recent sex

PCT	PCT	N	VALUE	LABEL
VALID	ALL			
0.4	0.3	78	0	0=NEVER
68.8	40.1	12,462	1	1=IN PAST 30 DAYS
15.6	9.1	2,827	2	2=> 1 MO, < 6 MOS
9.3	5.4	1,678	3	3=>= 6 MOS, < 1 YR
3.6	2.1	646	4	4=1+ YR, < 3 YRS
2.4	1.4	430	5	5=3+ YRS
	0.0	1	-8	-8 = REFUSED
	0.0	3	-7	-7 = DO NOT KNOW, UNSURE
	41.7	12,963	-5	-5 = SYSTEM MISSING
-----	-----	-----		
100.0	100.0	31,088		cases

Data type: numeric
 Missing-data codes: *--4
 Columns: 1375-1376

FFSEXP6M Q25a No. diff people had sex with, 6mo

31,088 cases (Range of valid codes: 0-4,000)

Data type: numeric
 Missing-data codes: *--4
 Columns: 1377-1380

FFSEXI6M	Q25b No. SPs were injectors, 6mo
----------	----------------------------------

PCT VALID	PCT ALL	N	VALUE	LABEL
75.4	16.2	5,023	0	
19.4	4.2	1,295	1	
2.5	0.5	165	2	
1.2	0.3	79	3	
0.3	0.1	20	4	
0.4	0.1	26	5	
0.2	0.0	10	6	
0.1	0.0	5	7	
0.1	0.0	8	8	
0.0	0.0	1	9	
0.2	0.0	10	10	
0.0	0.0	1	12	
0.0	0.0	1	13	
0.0	0.0	3	15	
0.0	0.0	2	20	
0.1	0.0	4	25	
0.1	0.0	5	30	
0.0	0.0	1	40	
0.0	0.0	1	50	
0.0	0.0	1	66	
0.0	0.0	1	80	
0.0	0.0	1	175	
0.0	0.0	1	300	
0.0	0.0	1	4000	
	5.1	1,573	-9	-9 = SKIP, INELIG, NA
	0.3	104	-7	-7 = DO NOT KNOW, UNSURE
	73.2	22,746	-5	-5 = SYSTEM MISSING
-----	-----	-----		
100.0	100.0	31,088	cases	

Data type: numeric
Missing-data codes: *--4
Columns: 1381-1384

FFOSEX6M **Q25c How often had sex in last 6 mons**

PCT VALID	PCT ALL	N	VALUE	LABEL
0.4	0.1	27	10	10 = NEVER/NONE
31.3	6.8	2,103	20	20 = <4 TIMES/MONTH
18.8	4.1	1,260	30	30 = 1 TIME/WEEK
34.3	7.4	2,300	40	40 = 2-6 TIMES/WEEK
7.0	1.5	468	50	50 = 1 TIME/DAY
5.9	1.3	398	60	60 = 2-3 TIMES/DAY
2.4	0.5	158	70	70 = 4+ TIMES/DAY
	5.1	1,582	-9	-9 = SKIP, INELIG, NA
	0.0	2	-8	-8 = REFUSED
	0.0	15	-7	-7 = DO NOT KNOW, UNSURE
	73.3	22,775	-5	-5 = SYSTEM MISSING
-----	-----	-----		
100.0	100.0	31,088	cases	

Data type: numeric
 Missing-data codes: *--4
 Columns: 1385-1386

FFCSEX6M **Q25d How often used condom last 6 mons**

PCT VALID	PCT ALL	N	VALUE	LABEL
47.7	10.3	3,206	10	10 = NEVER/NONE
9.5	2.0	637	20	20 = <4 TIMES/MONTH
7.7	1.7	521	30	30 = 1 TIME/WEEK
8.9	1.9	597	40	40 = 2-6 TIMES/WEEK
26.2	5.7	1,763	50	50 = 1 TIME/DAY
0.0	0.0	0	60	60 = 2-3 TIMES/DAY
0.0	0.0	0	70	70 = 4+ TIMES/DAY
	5.1	1,587	-9	-9 = SKIP, INELIG, NA
	0.0	4	-7	-7 = DO NOT KNOW, UNSURE
	73.3	22,773	-5	-5 = SYSTEM MISSING
-----	-----	-----		
100.0	100.0	31,088	cases	

Data type: numeric
 Missing-data codes: *--4
 Columns: 1387-1388

FFTSEX **Q25e Times had sex in the last 30da**

31,088 cases (Range of valid codes: 0-750)

Data type: numeric
 Missing-data codes: *--4
 Columns: 1389-1391

FFDSEX **Q25f Days had sex in last 30da**

PCT	PCT	N	VALUE	LABEL
VALID	ALL			
0.1	0.0	7	0	
10.4	2.5	766	1	
9.7	2.3	717	2	
7.9	1.9	587	3	
12.7	3.0	943	4	
6.1	1.5	454	5	
4.2	1.0	313	6	
1.9	0.5	141	7	
5.2	1.2	388	8	
0.7	0.2	55	9	
6.3	1.5	468	10	
0.2	0.1	18	11	
3.8	0.9	280	12	
0.2	0.0	13	13	
0.8	0.2	56	14	
7.2	1.7	531	15	
1.1	0.3	81	16	
0.3	0.1	21	17	
0.7	0.2	49	18	
0.1	0.0	6	19	
5.9	1.4	433	20	
0.4	0.1	26	21	
0.2	0.0	15	22	
0.2	0.1	17	23	
0.3	0.1	25	24	
2.8	0.7	208	25	
0.4	0.1	32	26	
0.5	0.1	37	27	
0.8	0.2	60	28	
0.3	0.1	20	29	
8.6	2.0	633	30	
	10.9	3,402	-9	-9 = SKIP, INELIG, NA
	0.0	1	-8	-8 = REFUSED
	0.1	18	-7	-7 = DO NOT KNOW, UNSURE
	65.2	20,267	-5	-5 = SYSTEM MISSING
-----	-----	-----		
100.0	100.0	31,088	cases	

Data type: numeric
 Missing-data codes: *--4
 Columns: 1392-1393

FFSEXP **Q26 No. different people had sex w**

31,088 cases (Range of valid codes: 0-750)

Data type: numeric
 Missing-data codes: *--4
 Columns: 1394-1396

FFSEXP **Q27 No. sex parts who used drug, 30da**

PCT	PCT	N	VALUE	LABEL
VALID	ALL			
78.4	31.1	9,664	0	
18.7	7.4	2,310	1	
1.6	0.6	194	2	
0.6	0.2	72	3	
0.2	0.1	27	4	
0.2	0.1	24	5	
0.1	0.0	9	6	
0.0	0.0	6	7	
0.0	0.0	3	8	
0.1	0.0	8	10	
0.0	0.0	2	11	
0.0	0.0	3	15	
0.0	0.0	1	20	
0.0	0.0	1	23	
0.0	0.0	1	25	
0.0	0.0	4	30	
	18.2	5,672	-9	-9 = SKIP, INELIG, NA
	0.0	2	-8	-8 = REFUSED
	0.4	120	-7	-7 = DO NOT KNOW, UNSURE
	41.7	12,965	-5	-5 = SYSTEM MISSING
-----	-----	-----		
100.0	100.0	31,088	cases	

Data type: numeric
 Missing-data codes: *--4
 Columns: 1397-1398

FFSEXPSC Q27a No. sex parts who smoked crack, 30

PCT VALID	PCT ALL	N	VALUE	LABEL
57.7	23.0	7,135	0	
30.1	12.0	3,725	1	
5.5	2.2	683	2	
2.7	1.1	328	3	
1.2	0.5	151	4	
0.8	0.3	100	5	
0.3	0.1	41	6	
0.3	0.1	31	7	
0.2	0.1	27	8	
0.1	0.0	9	9	
0.4	0.2	47	10	
0.0	0.0	4	11	
0.1	0.0	10	12	
0.0	0.0	1	14	
0.2	0.1	25	15	
0.0	0.0	1	16	
0.0	0.0	1	17	
0.0	0.0	1	19	
0.1	0.0	12	20	
0.0	0.0	1	22	
0.0	0.0	1	25	
0.0	0.0	1	27	
0.0	0.0	2	28	
0.1	0.0	8	30	
0.0	0.0	2	40	
0.0	0.0	1	50	
0.0	0.0	2	60	
0.0	0.0	1	75	
0.0	0.0	2	100	
0.0	0.0	1	225	
0.0	0.0	1	750	
	18.2	5,672	-9	-9 = SKIP, INELIG, NA
	0.0	2	-8	-8 = REFUSED
	0.3	90	-7	-7 = DO NOT KNOW, UNSURE
	41.7	12,969	-5	-5 = SYSTEM MISSING
-----	-----	-----		
100.0	100.0	31,088	cases	

Data type: numeric
 Missing-data codes: *--4
 Columns: 1399-1401

FFSEXP	Q28 No. female sex partners
--------	-----------------------------

PCT	PCT	N	VALUE	LABEL
VALID	ALL			
24.4	14.2	4,419	0	0 = 0
32.5	19.0	5,892	1	
6.4	3.7	1,157	2	
2.6	1.5	467	3	
1.0	0.6	189	4	
0.6	0.3	108	5	
0.3	0.2	61	6	
0.2	0.1	28	7	
0.2	0.1	29	8	
0.0	0.0	6	9	
0.2	0.1	38	10	
0.2	0.1	40	11	11 = 11-19
0.1	0.1	17	20	20 = 20-29
31.3	18.3	5,679	30	
	41.7	12,958	-5	-5=SYSTEM MISSING
-----	-----	-----		
100.0	100.0	31,088	cases	

Data type: numeric
Missing-data codes: *--4
Columns: 1402-1403

FFSEXPM	Q29 No. male sex partners
----------------	----------------------------------

PCT VALID	PCT ALL	N	VALUE	LABEL
43.6	25.4	7,901	0	0 = 0
18.4	10.7	3,341	1	
2.8	1.6	512	2	
1.0	0.6	190	3	
0.5	0.3	99	4	
0.5	0.3	83	5	
0.2	0.1	36	6	
0.1	0.1	18	7	
0.1	0.1	17	8	
0.0	0.0	6	9	
0.3	0.2	56	10	
0.3	0.2	55	11	11 = 11-19
0.2	0.1	29	20	20 = 20-29
31.9	18.6	5,794	30	
	41.7	12,951	-5	-5=SYSTEM MISSING
-----	-----	-----		
100.0	100.0	31,088	cases	

Data type: numeric
 Missing-data codes: *--4
 Columns: 1404-1405

FFMFPV	Q30 (M-F) Times your penis her vagina
---------------	--

31,088 cases (Range of valid codes: 0-360)

Data type: numeric
 Missing-data codes: *--4
 Columns: 1406-1408

FFMFPVL	Q30a(M-F) Times penis-vagina w/ condom
----------------	---

31,088 cases (Range of valid codes: 0-300)

Data type: numeric
 Missing-data codes: *--4
 Columns: 1409-1411

FFMFPM Q31 (M-F) Times your penis in her mouth

31,088 cases (Range of valid codes: 0-300)

Data type: numeric
 Missing-data codes: *--4
 Columns: 1412-1414

FFMFPML Q31a(M-F) Times penis-mouth w/ condom

PCT	PCT	N	VALUE	LABEL
VALID	ALL			
82.3	9.7	3,026	0	
4.1	0.5	150	1	
3.4	0.4	126	2	
2.4	0.3	88	3	
1.4	0.2	51	4	
1.4	0.2	53	5	
1.0	0.1	37	6	
0.4	0.0	15	7	
0.7	0.1	26	8	
0.0	0.0	1	9	
0.7	0.1	27	10	
0.3	0.0	11	12	
0.0	0.0	1	13	
0.1	0.0	3	14	
0.8	0.1	28	15	
0.1	0.0	2	16	
0.0	0.0	1	17	
0.0	0.0	1	18	
0.2	0.0	8	20	
0.0	0.0	1	22	
0.0	0.0	1	25	
0.0	0.0	1	26	
0.1	0.0	2	28	
0.3	0.0	12	30	
0.1	0.0	2	32	
0.0	0.0	1	40	
0.0	0.0	1	58	
0.0	0.0	1	60	
0.0	0.0	1	65	
0.0	0.0	1	100	
	32.3	10,053	-9	-9 = SKIP, INELIG, NA
	0.0	12	-7	-7 = DO NOT KNOW, UNSURE
	14.0	4,363	-6	-6 = NOT APPLIC
	41.8	12,981	-5	-5 = SYSTEM MISSING

 100.0 100.0 31,088 cases

Data type: numeric
 Missing-data codes: *--4
 Columns: 1415-1417

FFMFMV	Q32 (M-F) Times your mouth her vagina
--------	---------------------------------------

31,088 cases (Range of valid codes: 0-300)

Data type: numeric

Missing-data codes: *--4

Columns: 1418-1420

FFMFMVL	Q32a(M-F) Times mouth-vagina w/ barr
---------	--------------------------------------

PCT	PCT	N	VALUE	LABEL
VALID	ALL			
94.1	7.4	2,293	0	
1.7	0.1	41	1	
0.9	0.1	23	2	
0.7	0.1	16	3	
0.3	0.0	8	4	
0.5	0.0	11	5	
0.2	0.0	4	6	
0.1	0.0	2	7	
0.2	0.0	4	8	
0.5	0.0	12	10	
0.1	0.0	2	12	
0.0	0.0	1	13	
0.2	0.0	6	15	
0.2	0.0	5	20	
0.0	0.0	1	25	
0.0	0.0	1	28	
0.0	0.0	1	30	
0.0	0.0	1	40	
0.0	0.0	1	50	
0.0	0.0	1	60	
0.0	0.0	1	90	
0.0	0.0	1	120	
	36.3	11,298	-9	-9 = SKIP, INELIG, NA
	0.0	8	-7	-7 = DO NOT KNOW, UNSURE
	14.0	4,361	-6	-6 = NOT APPLIC
	41.8	12,985	-5	-5 = SYSTEM MISSING
-----	-----	-----		
100.0	100.0	31,088	cases	

Data type: numeric

Missing-data codes: *--4

Columns: 1421-1423

FFMFPA

Q33 (M-F) Times your penis in her anus

PCT VALID	PCT ALL	N	VALUE	LABEL
93.5	23.3	7,248	0	
2.1	0.5	166	1	
1.4	0.3	107	2	
0.6	0.2	49	3	
0.5	0.1	35	4	
0.5	0.1	36	5	
0.1	0.0	9	6	
0.1	0.0	6	8	
0.0	0.0	3	9	
0.3	0.1	24	10	
0.0	0.0	2	11	
0.2	0.0	12	12	
0.0	0.0	1	13	
0.0	0.0	3	14	
0.2	0.0	12	15	
0.0	0.0	3	16	
0.0	0.0	2	18	
0.1	0.0	6	20	
0.0	0.0	2	24	
0.0	0.0	2	25	
0.1	0.0	10	30	
0.0	0.0	1	36	
0.0	0.0	2	40	
0.0	0.0	1	50	
0.0	0.0	1	54	
0.0	0.0	1	56	
0.0	0.0	3	60	
0.0	0.0	1	80	
0.0	0.0	1	120	
0.0	0.0	1	240	
	19.1	5,950	-9	-9 = SKIP, INELIG, NA
	0.0	6	-7	-7 = DO NOT KNOW, UNSURE
	14.2	4,407	-6	-6 = NOT APPLIC
	41.7	12,975	-5	-5 = SYSTEM MISSING
-----	-----	-----		
100.0	100.0	31,088	cases	

Data type: numeric
 Missing-data codes: *--4
 Columns: 1424-1426

FFMFPAL	Q33a(M-F) Times penis-anus w/ condom
---------	--------------------------------------

PCT	PCT	N	VALUE	LABEL
VALID	ALL			
68.6	1.1	341	0	
12.1	0.2	60	1	
6.2	0.1	31	2	
2.6	0.0	13	3	
2.0	0.0	10	4	
2.2	0.0	11	5	
0.8	0.0	4	6	
0.8	0.0	4	7	
0.6	0.0	3	8	
0.2	0.0	1	9	
1.0	0.0	5	10	
0.2	0.0	1	11	
0.8	0.0	4	12	
0.4	0.0	2	15	
0.4	0.0	2	16	
0.2	0.0	1	20	
0.6	0.0	3	30	
0.2	0.0	1	56	
	42.6	13,250	-9	-9 = SKIP, INELIG, NA
	0.0	5	-7	-7 = DO NOT KNOW, UNSURE
	14.0	4,357	-6	-6 = NOT APPLIC
	41.7	12,979	-5	-5 = SYSTEM MISSING
-----	-----	-----		
100.0	100.0	31,088	cases	

Data type: numeric
Missing-data codes: *--4
Columns: 1427-1428

FFMBFPV

Q34 (M-BF) Times your penis in her vag

PCT	PCT	N	VALUE	LABEL
VALID	ALL			
1.8	0.0	1	0	
23.2	0.0	13	1	
12.5	0.0	7	2	
7.1	0.0	4	3	
7.1	0.0	4	4	
5.4	0.0	3	5	
3.6	0.0	2	6	
3.6	0.0	2	7	
5.4	0.0	3	8	
1.8	0.0	1	12	
3.6	0.0	2	14	
5.4	0.0	3	15	
1.8	0.0	1	19	
7.1	0.0	4	20	
1.8	0.0	1	22	
1.8	0.0	1	25	
1.8	0.0	1	26	
1.8	0.0	1	30	
1.8	0.0	1	33	
1.8	0.0	1	105	
	44.2	13,727	-9	-9 = SKIP, INELIG, NA
	0.0	1	-7	-7 = DO NOT KNOW, UNSURE
	14.0	4,356	-6	-6 = NOT APPLIC
	41.6	12,948	-5	-5 = SYSTEM MISSING
-----	-----	-----		
100.0	100.0	31,088	cases	

Data type: numeric
 Missing-data codes: *--4
 Columns: 1429-1431

FFMBFPVL	Q34a(M-BF) Times penis-vagina w/ condom
----------	---

PCT	PCT	N	VALUE	LABEL
VALID	ALL			
45.5	0.1	25	0	
12.7	0.0	7	1	
7.3	0.0	4	2	
7.3	0.0	4	3	
5.5	0.0	3	4	
3.6	0.0	2	5	
1.8	0.0	1	8	
3.6	0.0	2	10	
1.8	0.0	1	12	
3.6	0.0	2	15	
1.8	0.0	1	18	
1.8	0.0	1	20	
1.8	0.0	1	33	
1.8	0.0	1	105	
	44.2	13,732	-9	-9 = SKIP, INELIG, NA
	0.0	1	-7	-7 = DO NOT KNOW, UNSURE
	14.0	4,353	-6	-6 = NOT APPLIC
	41.6	12,947	-5	-5 = SYSTEM MISSING
-----	-----	-----		
100.0	100.0	31,088	cases	

Data type: numeric
Missing-data codes: *--4
Columns: 1432-1434

FFMBFPM

Q35 (M-BF) Times your penis her mouth

PCT	PCT	N	VALUE	LABEL
VALID	ALL			
33.9	0.1	19	0	
12.5	0.0	7	1	
14.3	0.0	8	2	
5.4	0.0	3	3	
1.8	0.0	1	5	
1.8	0.0	1	6	
1.8	0.0	1	8	
1.8	0.0	1	9	
1.8	0.0	1	10	
1.8	0.0	1	11	
1.8	0.0	1	12	
1.8	0.0	1	13	
1.8	0.0	1	14	
1.8	0.0	1	15	
1.8	0.0	1	18	
1.8	0.0	1	19	
7.1	0.0	4	20	
1.8	0.0	1	22	
1.8	0.0	1	25	
1.8	0.0	1	30	
	44.2	13,728	-9	-9 = SKIP, INELIG, NA
	0.0	1	-7	-7 = DO NOT KNOW, UNSURE
	14.0	4,356	-6	-6 = NOT APPLIC
	41.6	12,947	-5	-5 = SYSTEM MISSING
-----	-----	-----		
100.0	100.0	31,088	cases	

Data type: numeric
 Missing-data codes: *--4
 Columns: 1435-1436

FFMBFPML	Q35a(M-BF) Times penis-mouth w/ condom
----------	--

PCT	PCT	N	VALUE	LABEL
VALID	ALL			
81.1	0.1	30	0	
2.7	0.0	1	1	
5.4	0.0	2	2	
2.7	0.0	1	4	
2.7	0.0	1	6	
2.7	0.0	1	15	
2.7	0.0	1	20	
	44.2	13,751	-9	-9 = SKIP, INELIG, NA
	0.0	1	-7	-7 = DO NOT KNOW, UNSURE
	14.0	4,352	-6	-6 = NOT APPLIC
	41.6	12,947	-5	-5 = SYSTEM MISSING
-----	-----	-----		
100.0	100.0	31,088	cases	

Data type: numeric
Missing-data codes: *--4
Columns: 1437-1438

FFMBFMV Q36 (M-BF) Times your mouth her vagina

PCT	PCT	N	VALUE	LABEL
VALID	ALL			
44.6	0.1	25	0	
14.3	0.0	8	1	
12.5	0.0	7	2	
3.6	0.0	2	3	
5.4	0.0	3	4	
1.8	0.0	1	5	
1.8	0.0	1	9	
1.8	0.0	1	10	
3.6	0.0	2	14	
3.6	0.0	2	15	
1.8	0.0	1	20	
1.8	0.0	1	22	
1.8	0.0	1	25	
1.8	0.0	1	30	
	44.2	13,727	-9	-9 = SKIP, INELIG, NA
	0.0	1	-7	-7 = DO NOT KNOW, UNSURE
	14.0	4,356	-6	-6 = NOT APPLIC
	41.6	12,948	-5	-5 = SYSTEM MISSING
-----	-----	-----		
100.0	100.0	31,088	cases	

Data type: numeric
 Missing-data codes: *--4
 Columns: 1439-1440

FFMBFMVL Q36a(M-BF) Times mouth-vagina w/ barr

PCT	PCT	N	VALUE	LABEL
VALID	ALL			
90.3	0.1	28	0	
3.2	0.0	1	1	
3.2	0.0	1	2	
3.2	0.0	1	3	
	44.3	13,757	-9	-9 = SKIP, INELIG, NA
	0.0	1	-7	-7 = DO NOT KNOW, UNSURE
	14.0	4,351	-6	-6 = NOT APPLIC
	41.6	12,948	-5	-5 = SYSTEM MISSING
-----	-----	-----		
100.0	100.0	31,088	cases	

Data type: numeric
 Missing-data codes: *--4
 Columns: 1441-1442

FFMBFPA	Q37 (M-BF) Times your penis in her anus
---------	---

PCT	PCT	N	VALUE	LABEL
VALID	ALL			
73.2	0.1	41	0	
8.9	0.0	5	1	
5.4	0.0	3	2	
1.8	0.0	1	3	
1.8	0.0	1	5	
1.8	0.0	1	6	
3.6	0.0	2	10	
1.8	0.0	1	14	
1.8	0.0	1	15	
	44.2	13,727	-9	-9 = SKIP, INELIG, NA
	0.0	1	-7	-7 = DO NOT KNOW, UNSURE
	14.0	4,356	-6	-6 = NOT APPLIC
	41.6	12,948	-5	-5 = SYSTEM MISSING
-----	-----	-----		
100.0	100.0	31,088	cases	

Data type: numeric
Missing-data codes: *--4
Columns: 1443-1444

FFMBFPAL	Q37a(M-BF) Times penis-anus w/ condom
----------	---------------------------------------

PCT	PCT	N	VALUE	LABEL
VALID	ALL			
53.3	0.0	8	0	
13.3	0.0	2	1	
13.3	0.0	2	2	
6.7	0.0	1	5	
6.7	0.0	1	6	
6.7	0.0	1	15	
	44.3	13,774	-9	-9 = SKIP, INELIG, NA
	0.0	1	-7	-7 = DO NOT KNOW, UNSURE
	14.0	4,350	-6	-6 = NOT APPLIC
	41.6	12,948	-5	-5 = SYSTEM MISSING
-----	-----	-----		
100.0	100.0	31,088	cases	

Data type: numeric
Missing-data codes: *--4
Columns: 1445-1446

FFMBMPM Q38 (M-BM) Times your penis his mouth

PCT	PCT	N	VALUE	LABEL
VALID	ALL			
10.7	0.0	6	0	
28.6	0.1	16	1	
14.3	0.0	8	2	
16.1	0.0	9	3	
3.6	0.0	2	4	
3.6	0.0	2	5	
1.8	0.0	1	6	
5.4	0.0	3	8	
3.6	0.0	2	9	
1.8	0.0	1	10	
1.8	0.0	1	15	
1.8	0.0	1	17	
1.8	0.0	1	25	
1.8	0.0	1	30	
1.8	0.0	1	45	
1.8	0.0	1	60	
	44.2	13,727	-9	-9 = SKIP, INELIG, NA
	0.0	1	-7	-7 = DO NOT KNOW, UNSURE
	14.0	4,356	-6	-6 = NOT APPLIC
	41.6	12,948	-5	-5 = SYSTEM MISSING
-----	-----	-----		
100.0	100.0	31,088	cases	

Data type: numeric
 Missing-data codes: *--4
 Columns: 1447-1448

FFMBMPML Q38a(M-BM) Times penis-mouth w/ condom

PCT	PCT	N	VALUE	LABEL
VALID	ALL			
78.0	0.1	39	0	
10.0	0.0	5	1	
4.0	0.0	2	2	
2.0	0.0	1	5	
2.0	0.0	1	8	
2.0	0.0	1	15	
2.0	0.0	1	30	
	44.2	13,738	-9	-9 = SKIP, INELIG, NA
	0.0	1	-7	-7 = DO NOT KNOW, UNSURE
	14.0	4,351	-6	-6 = NOT APPLIC
	41.6	12,948	-5	-5 = SYSTEM MISSING
-----	-----	-----		
100.0	100.0	31,088	cases	

Data type: numeric
 Missing-data codes: *--4
 Columns: 1449-1450

FFMBMPA

Q39 (M-BM) Times your penis in his anus

PCT	PCT	N	VALUE	LABEL
VALID	ALL			
48.2	0.1	27	0	
21.4	0.0	12	1	
1.8	0.0	1	2	
5.4	0.0	3	3	
5.4	0.0	3	4	
3.6	0.0	2	5	
1.8	0.0	1	8	
1.8	0.0	1	9	
1.8	0.0	1	12	
1.8	0.0	1	15	
1.8	0.0	1	17	
1.8	0.0	1	22	
1.8	0.0	1	45	
1.8	0.0	1	60	
	44.2	13,727	-9	-9 = SKIP, INELIG, NA
	0.0	1	-7	-7 = DO NOT KNOW, UNSURE
	14.0	4,356	-6	-6 = NOT APPLIC
	41.6	12,948	-5	-5 = SYSTEM MISSING
-----	-----	-----		
100.0	100.0	31,088	cases	

Data type: numeric

Missing-data codes: *--4

Columns: 1451-1452

FFMBMPAL	Q39a(M-BM) Times penis-anus w/ condom
----------	---------------------------------------

PCT	PCT	N	VALUE	LABEL
VALID	ALL			
48.3	0.0	14	0	
20.7	0.0	6	1	
3.4	0.0	1	2	
3.4	0.0	1	3	
6.9	0.0	2	4	
3.4	0.0	1	5	
3.4	0.0	1	7	
3.4	0.0	1	12	
3.4	0.0	1	15	
3.4	0.0	1	17	
	44.3	13,759	-9	-9 = SKIP, INELIG, NA
	0.0	1	-7	-7 = DO NOT KNOW, UNSURE
	14.0	4,351	-6	-6 = NOT APPLIC
	41.6	12,948	-5	-5 = SYSTEM MISSING
-----	-----	-----		
100.0	100.0	31,088	cases	

Data type: numeric

Missing-data codes: *--4

Columns: 1453-1454

FFMBMMP	Q40 (M-BM) Times his penis in mouth
---------	-------------------------------------

PCT	PCT	N	VALUE	LABEL
VALID	ALL			
69.6	0.1	39	0	
5.4	0.0	3	1	
5.4	0.0	3	2	
3.6	0.0	2	3	
3.6	0.0	2	4	
1.8	0.0	1	5	
1.8	0.0	1	6	
3.6	0.0	2	10	
1.8	0.0	1	12	
1.8	0.0	1	15	
1.8	0.0	1	45	
	44.2	13,727	-9	-9 = SKIP, INELIG, NA
	0.0	1	-7	-7 = DO NOT KNOW, UNSURE
	14.0	4,356	-6	-6 = NOT APPLIC
	41.6	12,948	-5	-5 = SYSTEM MISSING
-----	-----	-----		
100.0	100.0	31,088	cases	

Data type: numeric
Missing-data codes: *--4
Columns: 1455-1456

FFMBMPL	Q40a(M-BM) Times mouth-penis w/ condom
---------	--

PCT	PCT	N	VALUE	LABEL
VALID	ALL			
70.6	0.0	12	0	
5.9	0.0	1	3	
5.9	0.0	1	4	
5.9	0.0	1	10	
5.9	0.0	1	12	
5.9	0.0	1	15	
	44.3	13,771	-9	-9 = SKIP, INELIG, NA
	0.0	1	-7	-7 = DO NOT KNOW, UNSURE
	14.0	4,351	-6	-6 = NOT APPLIC
	41.6	12,948	-5	-5 = SYSTEM MISSING
-----	-----	-----		
100.0	100.0	31,088	cases	

Data type: numeric
Missing-data codes: *--4
Columns: 1457-1458

FFMBMAP **Q41 (M-BM) Times his penis in anus**

PCT	PCT	N	VALUE	LABEL
VALID	ALL			
80.4	0.1	45	0	
7.1	0.0	4	1	
3.6	0.0	2	2	
3.6	0.0	2	3	
1.8	0.0	1	5	
1.8	0.0	1	20	
1.8	0.0	1	45	
	44.2	13,727	-9	-9 = SKIP, INELIG, NA
	0.0	1	-7	-7 = DO NOT KNOW, UNSURE
	14.0	4,356	-6	-6 = NOT APPLIC
	41.6	12,948	-5	-5 = SYSTEM MISSING
-----	-----	-----		
100.0	100.0	31,088	cases	

Data type: numeric
 Missing-data codes: *--4
 Columns: 1459-1460

FFMBMAPL **Q41a(M-BM) Times anus-penis w/ condom**

PCT	PCT	N	VALUE	LABEL
VALID	ALL			
72.7	0.0	8	0	
9.1	0.0	1	1	
9.1	0.0	1	3	
9.1	0.0	1	20	
	44.3	13,774	-9	-9 = SKIP, INELIG, NA
	0.0	1	-7	-7 = DO NOT KNOW, UNSURE
	14.0	4,354	-6	-6 = NOT APPLIC
	41.6	12,948	-5	-5 = SYSTEM MISSING
-----	-----	-----		
100.0	100.0	31,088	cases	

Data type: numeric
 Missing-data codes: *--4
 Columns: 1461-1462

FFMMPM	Q42 (M-M) Times your penis in his mouth
--------	---

PCT	PCT	N	VALUE	LABEL
VALID	ALL			
44.6	0.3	78	0	
10.9	0.1	19	1	
8.6	0.0	15	2	
5.7	0.0	10	3	
6.3	0.0	11	4	
2.3	0.0	4	5	
2.3	0.0	4	6	
1.7	0.0	3	8	
0.6	0.0	1	9	
5.7	0.0	10	10	
0.6	0.0	1	12	
0.6	0.0	1	14	
2.3	0.0	4	15	
0.6	0.0	1	16	
3.4	0.0	6	20	
0.6	0.0	1	24	
0.6	0.0	1	25	
0.6	0.0	1	28	
1.7	0.0	3	30	
0.6	0.0	1	60	
	43.6	13,539	-9	-9 = SKIP, INELIG, NA
	14.2	4,408	-6	-6 = NOT APPLIC
	41.7	12,966	-5	-5 = SYSTEM MISSING
-----	-----	-----		
100.0	100.0	31,088	cases	

Data type: numeric
Missing-data codes: *--4
Columns: 1463-1464

FFMMPML Q42a(M-M) Times penis-mouth w/ condom

PCT	PCT	N	VALUE	LABEL
VALID	ALL			
59.4	0.2	57	0	
15.6	0.0	15	1	
3.1	0.0	3	2	
4.2	0.0	4	3	
4.2	0.0	4	4	
2.1	0.0	2	6	
2.1	0.0	2	8	
3.1	0.0	3	10	
1.0	0.0	1	14	
1.0	0.0	1	15	
2.1	0.0	2	20	
1.0	0.0	1	30	
1.0	0.0	1	60	
	44.0	13,671	-9	-9 = SKIP, INELIG, NA
	0.0	1	-7	-7 = DO NOT KNOW, UNSURE
	14.0	4,354	-6	-6 = NOT APPLIC
	41.7	12,966	-5	-5 = SYSTEM MISSING
-----	-----	-----		
100.0	100.0	31,088	cases	

Data type: numeric
 Missing-data codes: *--4
 Columns: 1465-1466

FFMMPA

Q43 (M-M) Times your penis in his anus

PCT	PCT	N	VALUE	LABEL
VALID	ALL			
53.7	0.3	94	0	
13.7	0.1	24	1	
8.0	0.0	14	2	
1.7	0.0	3	3	
2.9	0.0	5	4	
2.3	0.0	4	5	
1.7	0.0	3	6	
1.1	0.0	2	7	
0.6	0.0	1	9	
5.1	0.0	9	10	
0.6	0.0	1	12	
2.9	0.0	5	15	
0.6	0.0	1	16	
1.7	0.0	3	20	
0.6	0.0	1	24	
0.6	0.0	1	28	
2.3	0.0	4	30	
	43.6	13,539	-9	-9 = SKIP, INELIG, NA
	14.2	4,408	-6	-6 = NOT APPLIC
	41.7	12,966	-5	-5 = SYSTEM MISSING
-----	-----	-----		
100.0	100.0	31,088	cases	

Data type: numeric
Missing-data codes: *--4
Columns: 1467-1468

FFMMPAL Q43a(M-M) Times penis-anus w/ condom

PCT	PCT	N	VALUE	LABEL
VALID	ALL			
38.8	0.1	31	0	
18.8	0.0	15	1	
13.8	0.0	11	2	
3.8	0.0	3	3	
2.5	0.0	2	4	
2.5	0.0	2	5	
1.2	0.0	1	7	
5.0	0.0	4	10	
3.8	0.0	3	15	
5.0	0.0	4	20	
1.2	0.0	1	24	
1.2	0.0	1	28	
2.5	0.0	2	30	
	44.0	13,688	-9	-9 = SKIP, INELIG, NA
	0.0	1	-7	-7 = DO NOT KNOW, UNSURE
	14.0	4,353	-6	-6 = NOT APPLIC
	41.7	12,966	-5	-5 = SYSTEM MISSING
-----	-----	-----		
100.0	100.0	31,088	cases	

Data type: numeric
 Missing-data codes: *--4
 Columns: 1469-1470

FFMMMP

Q44 (M-M) Times your mouth, his penis

PCT	PCT	N	VALUE	LABEL
VALID	ALL			
35.3	0.2	61	0	
15.0	0.1	26	1	
8.1	0.0	14	2	
5.8	0.0	10	3	
4.0	0.0	7	4	
4.0	0.0	7	5	
4.0	0.0	7	6	
1.2	0.0	2	7	
2.3	0.0	4	8	
5.2	0.0	9	10	
1.2	0.0	2	12	
1.7	0.0	3	15	
4.6	0.0	8	20	
0.6	0.0	1	24	
0.6	0.0	1	27	
0.6	0.0	1	28	
3.5	0.0	6	30	
0.6	0.0	1	60	
0.6	0.0	1	100	
0.6	0.0	1	151	
0.6	0.0	1	250	
	43.6	13,541	-9	-9 = SKIP, INELIG, NA
	14.2	4,406	-6	-6 = NOT APPLIC
	41.7	12,968	-5	-5 = SYSTEM MISSING
-----	-----	-----		
100.0	100.0	31,088	cases	

Data type: numeric
Missing-data codes: *--4
Columns: 1471-1473

FFMMMPL Q44a(M-M) Times mouth-penis w/ condom

PCT	PCT	N	VALUE	LABEL
VALID	ALL			
52.7	0.2	59	0	
11.6	0.0	13	1	
8.9	0.0	10	2	
4.5	0.0	5	3	
3.6	0.0	4	4	
1.8	0.0	2	5	
1.8	0.0	2	6	
2.7	0.0	3	8	
1.8	0.0	2	10	
1.8	0.0	2	15	
1.8	0.0	2	20	
0.9	0.0	1	21	
2.7	0.0	3	30	
0.9	0.0	1	60	
0.9	0.0	1	100	
0.9	0.0	1	150	
0.9	0.0	1	250	
	43.9	13,656	-9	-9 = SKIP, INELIG, NA
	14.0	4,352	-6	-6 = NOT APPLIC
	41.7	12,968	-5	-5 = SYSTEM MISSING
-----	-----	-----		
100.0	100.0	31,088	cases	

Data type: numeric
 Missing-data codes: *--4
 Columns: 1474-1476

FFMMAP

Q45 (M-M) Times your anus, his penis

PCT	PCT	N	VALUE	LABEL
VALID	ALL			
45.4	0.3	79	0	
10.9	0.1	19	1	
9.2	0.1	16	2	
4.0	0.0	7	3	
5.2	0.0	9	4	
3.4	0.0	6	5	
3.4	0.0	6	6	
0.6	0.0	1	7	
2.3	0.0	4	8	
4.0	0.0	7	10	
0.6	0.0	1	12	
0.6	0.0	1	14	
2.9	0.0	5	15	
1.7	0.0	3	20	
0.6	0.0	1	24	
0.6	0.0	1	25	
0.6	0.0	1	28	
2.9	0.0	5	30	
0.6	0.0	1	80	
0.6	0.0	1	90	
	43.5	13,538	-9	-9 = SKIP, INELIG, NA
	14.2	4,407	-6	-6 = NOT APPLIC
	41.7	12,969	-5	-5 = SYSTEM MISSING

 100.0 100.0 31,088 cases

Data type: numeric
 Missing-data codes: *--4
 Columns: 1477-1478

FFMMAPL	Q45a(M-M) Times anus-penis w/ condom
----------------	---

PCT	PCT	N	VALUE	LABEL
VALID	ALL			
29.8	0.1	28	0	
22.3	0.1	21	1	
11.7	0.0	11	2	
3.2	0.0	3	3	
8.5	0.0	8	4	
4.3	0.0	4	5	
2.1	0.0	2	6	
1.1	0.0	1	7	
1.1	0.0	1	8	
3.2	0.0	3	10	
1.1	0.0	1	14	
4.3	0.0	4	15	
1.1	0.0	1	20	
4.3	0.0	4	30	
1.1	0.0	1	80	
1.1	0.0	1	90	
	44.0	13,671	-9	-9 = SKIP, INELIG, NA
	14.0	4,352	-6	-6 = NOT APPLIC
	41.7	12,971	-5	-5 = SYSTEM MISSING
-----	-----	-----		
100.0	100.0	31,088	cases	

Data type: numeric
Missing-data codes: *--4
Columns: 1479-1480

FFFMVPL	Q46 (F-M) Times your vagina, his penis
----------------	---

31,088 cases (Range of valid codes: 0-650)

Data type: numeric
Missing-data codes: *--4
Columns: 1481-1483

FFFMVPL	Q46a(F-M) Times vagina-penis w/ condom
----------------	---

31,088 cases (Range of valid codes: 0-650)

Data type: numeric
Missing-data codes: *--4
Columns: 1484-1486

FFFMMMP **Q47 (F-M) Times your mouth, his penis**

31,088 cases (Range of valid codes: 0-650)

Data type: numeric

Missing-data codes: *--4

Columns: 1487-1489

FFFMMPL **Q47a(F-M) Times mouth-penis w/ condom**

31,088 cases (Range of valid codes: 0-650)

Data type: numeric

Missing-data codes: *--4

Columns: 1490-1492

FFFMMVM **Q48 (F-M) Times your vagina, his mouth**

31,088 cases (Range of valid codes: 0-180)

Data type: numeric

Missing-data codes: *--4

Columns: 1493-1495

FFFMVML Q48a(F-M) Times vagina-mouth w/ barr.

PCT	PCT	N	VALUE	LABEL
VALID	ALL			
94.3	5.4	1,691	0	
1.2	0.1	21	1	
1.2	0.1	21	2	
0.4	0.0	7	3	
0.5	0.0	9	4	
0.4	0.0	7	5	
0.2	0.0	3	6	
0.2	0.0	3	7	
0.1	0.0	2	8	
0.6	0.0	10	10	
0.1	0.0	1	12	
0.1	0.0	1	13	
0.2	0.0	3	15	
0.1	0.0	1	16	
0.1	0.0	2	20	
0.1	0.0	1	27	
0.1	0.0	1	28	
0.2	0.0	4	30	
0.1	0.0	1	40	
0.1	0.0	1	75	
0.1	0.0	2	90	
0.1	0.0	1	180	
	27.4	8,512	-9	-9 = SKIP, INELIG, NA
	0.0	6	-7	-7 = DO NOT KNOW, UNSURE
	25.0	7,776	-6	-6 = NOT APPLIC
	41.8	13,001	-5	-5 = SYSTEM MISSING
-----	-----	-----		
100.0	100.0	31,088	cases	

Data type: numeric
 Missing-data codes: *--4
 Columns: 1496-1498

FFFMAP

Q49 (F-M) Times your anus, his penis

PCT	PCT	N	VALUE	LABEL
VALID	ALL			
95.3	13.0	4,031	0	
1.8	0.2	77	1	
1.1	0.2	47	2	
0.3	0.0	13	3	
0.3	0.0	13	4	
0.3	0.0	14	5	
0.0	0.0	1	6	
0.0	0.0	2	7	
0.0	0.0	2	8	
0.2	0.0	9	10	
0.0	0.0	1	12	
0.0	0.0	1	13	
0.2	0.0	8	15	
0.0	0.0	1	16	
0.1	0.0	4	20	
0.0	0.0	1	25	
0.0	0.0	2	30	
0.0	0.0	1	36	
0.0	0.0	2	40	
0.0	0.0	1	650	
	19.3	5,994	-9	-9 = SKIP, INELIG, NA
	0.0	5	-8	-8 = REFUSED
	0.0	3	-7	-7 = DO NOT KNOW, UNSURE
	25.3	7,863	-6	-6 = NOT APPLIC
	41.8	12,992	-5	-5 = SYSTEM MISSING
-----	-----	-----		
100.0	100.0	31,088	cases	

Data type: numeric
Missing-data codes: *--4
Columns: 1499-1501

FFFMAPL	Q49a(F-M) Times anus-penis w/ condom
---------	--------------------------------------

PCT	PCT	N	VALUE	LABEL
VALID	ALL			
70.3	0.5	142	0	
11.9	0.1	24	1	
6.4	0.0	13	2	
1.0	0.0	2	3	
3.5	0.0	7	4	
1.5	0.0	3	5	
2.5	0.0	5	10	
1.0	0.0	2	15	
1.5	0.0	3	20	
0.5	0.0	1	650	
	32.5	10,119	-9	-9 = SKIP, INELIG, NA
	0.0	2	-7	-7 = DO NOT KNOW, UNSURE
	25.0	7,774	-6	-6 = NOT APPLIC
	41.8	12,991	-5	-5 = SYSTEM MISSING
-----	-----	-----		
100.0	100.0	31,088	cases	

Data type: numeric
Missing-data codes: *--4
Columns: 1502-1504

FFFBMVP Q50 (F-BM) Times your vagina, his penis

PCT	PCT	N	VALUE	LABEL
VALID	ALL			
2.6	0.0	2	0	
13.2	0.0	10	1	
11.8	0.0	9	2	
5.3	0.0	4	3	
2.6	0.0	2	4	
6.6	0.0	5	5	
6.6	0.0	5	6	
2.6	0.0	2	7	
1.3	0.0	1	8	
6.6	0.0	5	10	
1.3	0.0	1	12	
2.6	0.0	2	13	
1.3	0.0	1	14	
5.3	0.0	4	15	
1.3	0.0	1	16	
1.3	0.0	1	17	
1.3	0.0	1	18	
1.3	0.0	1	20	
2.6	0.0	2	25	
1.3	0.0	1	28	
5.3	0.0	4	30	
1.3	0.0	1	35	
1.3	0.0	1	39	
1.3	0.0	1	40	
2.6	0.0	2	50	
1.3	0.0	1	59	
1.3	0.0	1	69	
1.3	0.0	1	84	
1.3	0.0	1	90	
1.3	0.0	1	150	
1.3	0.0	1	164	
1.3	0.0	1	300	
	33.1	10,290	-9	-9 = SKIP, INELIG, NA
	0.0	1	-7	-7 = DO NOT KNOW, UNSURE
	25.0	7,774	-6	-6 = NOT APPLIC
	41.6	12,947	-5	-5 = SYSTEM MISSING

 100.0 100.0 31,088 cases

Data type: numeric
 Missing-data codes: *--4
 Columns: 1505-1507

FFFBMVPL Q50a(F-BM) Times vagina-penis w/ condm

PCT VALID	PCT ALL	N	VALUE	LABEL
16.2	0.0	12	0	
13.5	0.0	10	1	
16.2	0.0	12	2	
1.4	0.0	1	4	
8.1	0.0	6	5	
4.1	0.0	3	6	
2.7	0.0	2	7	
1.4	0.0	1	8	
8.1	0.0	6	10	
2.7	0.0	2	13	
5.4	0.0	4	15	
1.4	0.0	1	20	
1.4	0.0	1	23	
2.7	0.0	2	25	
6.8	0.0	5	30	
1.4	0.0	1	40	
1.4	0.0	1	59	
1.4	0.0	1	69	
1.4	0.0	1	80	
1.4	0.0	1	110	
1.4	0.0	1	300	
	33.1	10,305	-9	-9 = SKIP, INELIG, NA
	0.0	1	-7	-7 = DO NOT KNOW, UNSURE
	25.0	7,761	-6	-6 = NOT APPLIC
	41.6	12,947	-5	-5 = SYSTEM MISSING
-----	-----	-----		
100.0	100.0	31,088	cases	

Data type: numeric
 Missing-data codes: *--4
 Columns: 1508-1510

FFFBMMP Q51 (F-BM) Times your mouth, his penis

PCT	PCT	N	VALUE	LABEL
VALID	ALL			
28.9	0.1	22	0	
9.2	0.0	7	1	
7.9	0.0	6	2	
5.3	0.0	4	3	
3.9	0.0	3	4	
2.6	0.0	2	5	
6.6	0.0	5	6	
2.6	0.0	2	7	
3.9	0.0	3	8	
5.3	0.0	4	10	
1.3	0.0	1	12	
2.6	0.0	2	15	
1.3	0.0	1	18	
1.3	0.0	1	20	
1.3	0.0	1	25	
2.6	0.0	2	30	
1.3	0.0	1	49	
5.3	0.0	4	50	
1.3	0.0	1	80	
1.3	0.0	1	100	
1.3	0.0	1	112	
1.3	0.0	1	164	
1.3	0.0	1	300	
	33.1	10,291	-9	-9 = SKIP, INELIG, NA
	0.0	1	-7	-7 = DO NOT KNOW, UNSURE
	25.0	7,772	-6	-6 = NOT APPLIC
	41.6	12,948	-5	-5 = SYSTEM MISSING

 100.0 100.0 31,088 cases

Data type: numeric
 Missing-data codes: *--4
 Columns: 1511-1513

FFFBMMPL Q51a(F-BM) Times mouth-penis w/ condom

PCT	PCT	N	VALUE	LABEL
VALID	ALL			
36.4	0.1	20	0	
9.1	0.0	5	1	
14.5	0.0	8	2	
5.5	0.0	3	3	
1.8	0.0	1	5	
7.3	0.0	4	6	
1.8	0.0	1	8	
7.3	0.0	4	10	
1.8	0.0	1	15	
1.8	0.0	1	16	
3.6	0.0	2	20	
1.8	0.0	1	24	
1.8	0.0	1	25	
1.8	0.0	1	50	
1.8	0.0	1	80	
1.8	0.0	1	300	
	33.2	10,323	-9	-9 = SKIP, INELIG, NA
	0.0	1	-7	-7 = DO NOT KNOW, UNSURE
	25.0	7,761	-6	-6 = NOT APPLIC
	41.6	12,948	-5	-5 = SYSTEM MISSING
-----	-----	-----		
100.0	100.0	31,088	cases	

Data type: numeric
 Missing-data codes: *--4
 Columns: 1514-1516

FFFBMVM	Q52 (F-BM) Times your vagina, his mouth
---------	---

PCT	PCT	N	VALUE	LABEL
VALID	ALL			
23.2	0.1	16	0	
10.1	0.0	7	1	
7.2	0.0	5	2	
8.7	0.0	6	3	
14.5	0.0	10	4	
7.2	0.0	5	5	
1.4	0.0	1	6	
1.4	0.0	1	7	
2.9	0.0	2	8	
1.4	0.0	1	9	
2.9	0.0	2	15	
1.4	0.0	1	17	
1.4	0.0	1	18	
1.4	0.0	1	20	
1.4	0.0	1	23	
1.4	0.0	1	24	
4.3	0.0	3	30	
2.9	0.0	2	50	
1.4	0.0	1	80	
1.4	0.0	1	90	
1.4	0.0	1	250	
	33.1	10,302	-9	-9 = SKIP, INELIG, NA
	0.0	1	-7	-7 = DO NOT KNOW, UNSURE
	25.0	7,768	-6	-6 = NOT APPLIC
	41.6	12,948	-5	-5 = SYSTEM MISSING
-----	-----	-----		
100.0	100.0	31,088	cases	

Data type: numeric
Missing-data codes: *--4
Columns: 1517-1519

FFFBMVML Q52a(F-BM) Times vagina-mouth w/ barr.

PCT	PCT	N	VALUE	LABEL
VALID	ALL			
90.6	0.2	48	0	
1.9	0.0	1	1	
5.7	0.0	3	3	
1.9	0.0	1	15	
	33.2	10,325	-9	-9 = SKIP, INELIG, NA
	0.0	1	-7	-7 = DO NOT KNOW, UNSURE
	25.0	7,761	-6	-6 = NOT APPLIC
	41.6	12,948	-5	-5 = SYSTEM MISSING
-----	-----	-----		
100.0	100.0	31,088	cases	

Data type: numeric
 Missing-data codes: *--4
 Columns: 1520-1521

FFFBMAP Q53 (F-BM) Times your anus, his penis

PCT	PCT	N	VALUE	LABEL
VALID	ALL			
83.3	0.2	65	0	
5.1	0.0	4	1	
5.1	0.0	4	2	
1.3	0.0	1	3	
1.3	0.0	1	4	
2.6	0.0	2	6	
1.3	0.0	1	10	
	33.1	10,290	-9	-9 = SKIP, INELIG, NA
	25.0	7,772	-6	-6 = NOT APPLIC
	41.6	12,948	-5	-5 = SYSTEM MISSING
-----	-----	-----		
100.0	100.0	31,088	cases	

Data type: numeric
 Missing-data codes: *--4
 Columns: 1522-1523

FFFMAPL	Q53a(F-BM) Times anus-penis w/ condom			
---------	---------------------------------------	--	--	--

PCT	PCT	N	VALUE	LABEL
VALID	ALL			
38.5	0.0	5	0	
23.1	0.0	3	1	
30.8	0.0	4	2	
7.7	0.0	1	7	
	33.3	10,365	-9	-9 = SKIP, INELIG, NA
	25.0	7,761	-6	-6 = NOT APPLIC
	41.7	12,949	-5	-5 = SYSTEM MISSING
-----	-----	-----		
100.0	100.0	31,088	cases	

Data type: numeric
Missing-data codes: *--4
Columns: 1524-1525

FFFBFVM	Q54 (F-BF) Times your vagina, her mouth			
---------	---	--	--	--

PCT	PCT	N	VALUE	LABEL
VALID	ALL			
16.0	0.0	12	0	
20.0	0.0	15	1	
17.3	0.0	13	2	
13.3	0.0	10	3	
1.3	0.0	1	4	
8.0	0.0	6	5	
5.3	0.0	4	6	
1.3	0.0	1	7	
4.0	0.0	3	10	
1.3	0.0	1	13	
5.3	0.0	4	15	
4.0	0.0	3	30	
1.3	0.0	1	40	
1.3	0.0	1	60	
	33.1	10,291	-9	-9 = SKIP, INELIG, NA
	0.0	1	-8	-8 = REFUSED
	0.0	1	-7	-7 = DO NOT KNOW, UNSURE
	25.0	7,772	-6	-6 = NOT APPLIC
	41.6	12,948	-5	-5 = SYSTEM MISSING
-----	-----	-----		
100.0	100.0	31,088	cases	

Data type: numeric
Missing-data codes: *--4
Columns: 1526-1527

FFFBFVML	Q54a(F-BF) Times vagina-mouth w/ barr.
----------	--

PCT	PCT	N	VALUE	LABEL
VALID	ALL			
84.4	0.2	54	0	
3.1	0.0	2	1	
4.7	0.0	3	2	
1.6	0.0	1	3	
3.1	0.0	2	5	
1.6	0.0	1	30	
1.6	0.0	1	60	
	33.2	10,316	-9	-9 = SKIP, INELIG, NA
	25.0	7,760	-6	-6 = NOT APPLIC
	41.6	12,948	-5	-5 = SYSTEM MISSING
-----	-----	-----		
100.0	100.0	31,088	cases	

Data type: numeric
Missing-data codes: *--4
Columns: 1528-1529

FFFBFMV	Q55 (F-BF) Times your mouth, her vagina
---------	---

PCT	PCT	N	VALUE	LABEL
VALID	ALL			
27.0	0.1	20	0	
21.6	0.1	16	1	
21.6	0.1	16	2	
8.1	0.0	6	3	
2.7	0.0	2	4	
4.1	0.0	3	5	
4.1	0.0	3	6	
1.4	0.0	1	7	
2.7	0.0	2	10	
4.1	0.0	3	15	
1.4	0.0	1	20	
1.4	0.0	1	40	
	33.1	10,291	-9	-9 = SKIP, INELIG, NA
	0.0	1	-8	-8 = REFUSED
	0.0	1	-7	-7 = DO NOT KNOW, UNSURE
	25.0	7,772	-6	-6 = NOT APPLIC
	41.7	12,949	-5	-5 = SYSTEM MISSING
-----	-----	-----		
100.0	100.0	31,088	cases	

Data type: numeric
Missing-data codes: *--4
Columns: 1530-1531

FFFBFMVL	Q55a(F-BF) Times mouth-vagina w/ barr.
----------	--

PCT	PCT	N	VALUE	LABEL
VALID	ALL			
92.7	0.2	51	0	
1.8	0.0	1	2	
1.8	0.0	1	3	
1.8	0.0	1	5	
1.8	0.0	1	20	
	33.2	10,323	-9	-9 = SKIP, INELIG, NA
	25.0	7,761	-6	-6 = NOT APPLIC
	41.7	12,949	-5	-5 = SYSTEM MISSING
-----	-----	-----		
100.0	100.0	31,088	cases	

Data type: numeric
Missing-data codes: *--4
Columns: 1532-1533

FFFFVM Q56 (F-F) Times your vagina, her mouth

PCT VALID	PCT ALL	N	VALUE	LABEL
19.5	0.1	29	0	
10.7	0.1	16	1	
9.4	0.0	14	2	
6.7	0.0	10	3	
8.1	0.0	12	4	
4.7	0.0	7	5	
4.7	0.0	7	6	
1.3	0.0	2	7	
2.0	0.0	3	8	
1.3	0.0	2	9	
6.0	0.0	9	10	
1.3	0.0	2	11	
1.3	0.0	2	12	
0.7	0.0	1	13	
0.7	0.0	1	14	
4.7	0.0	7	15	
0.7	0.0	1	16	
0.7	0.0	1	18	
4.7	0.0	7	20	
2.0	0.0	3	25	
0.7	0.0	1	26	
4.0	0.0	6	30	
0.7	0.0	1	45	
0.7	0.0	1	50	
2.0	0.0	3	60	
0.7	0.0	1	90	
	32.5	10,102	-9	-9 = SKIP, INELIG, NA
	0.0	1	-8	-8 = REFUSED
	25.3	7,856	-6	-6 = NOT APPLIC
	41.8	12,980	-5	-5 = SYSTEM MISSING

 100.0 100.0 31,088 cases

Data type: numeric
 Missing-data codes: *--4
 Columns: 1534-1535

FFFFVML	Q56a(F-F) Times vagina-mouth w/ barr.
---------	---------------------------------------

PCT	PCT	N	VALUE	LABEL
VALID	ALL			
90.0	0.3	108	0	
3.3	0.0	4	1	
0.8	0.0	1	2	
1.7	0.0	2	3	
0.8	0.0	1	8	
2.5	0.0	3	10	
0.8	0.0	1	11	
	32.9	10,226	-9	-9 = SKIP, INELIG, NA
	25.0	7,762	-6	-6 = NOT APPLIC
	41.8	12,980	-5	-5 = SYSTEM MISSING
-----	-----	-----		
100.0	100.0	31,088	cases	

Data type: numeric
Missing-data codes: *--4
Columns: 1536-1537

FFFFMV

Q57 (F-F) Times your mouth, her vagina

PCT	PCT	N	VALUE	LABEL
VALID	ALL			
20.1	0.1	30	0	
8.7	0.0	13	1	
11.4	0.1	17	2	
4.7	0.0	7	3	
11.4	0.1	17	4	
5.4	0.0	8	5	
4.7	0.0	7	6	
1.3	0.0	2	7	
2.7	0.0	4	8	
0.7	0.0	1	9	
5.4	0.0	8	10	
0.7	0.0	1	11	
1.3	0.0	2	12	
0.7	0.0	1	13	
2.7	0.0	4	15	
0.7	0.0	1	16	
4.7	0.0	7	20	
2.0	0.0	3	25	
0.7	0.0	1	28	
4.7	0.0	7	30	
0.7	0.0	1	45	
0.7	0.0	1	50	
2.0	0.0	3	60	
0.7	0.0	1	80	
0.7	0.0	1	90	
0.7	0.0	1	180	
	32.5	10,102	-9	-9 = SKIP, INELIG, NA
	0.0	1	-8	-8 = REFUSED
	25.3	7,856	-6	-6 = NOT APPLIC
	41.8	12,980	-5	-5 = SYSTEM MISSING

 100.0 100.0 31,088 cases

Data type: numeric
 Missing-data codes: *--4
 Columns: 1538-1540

FFFFMVL	Q57a(F-F) Times mouth-vagina w/ barr.
----------------	--

PCT	PCT	N	VALUE	LABEL
VALID	ALL			
91.6	0.4	109	0	
3.4	0.0	4	1	
0.8	0.0	1	2	
0.8	0.0	1	8	
0.8	0.0	1	10	
0.8	0.0	1	20	
0.8	0.0	1	25	
0.8	0.0	1	80	
	32.9	10,228	-9	-9 = SKIP, INELIG, NA
	25.0	7,758	-6	-6 = NOT APPLIC
	41.8	12,983	-5	-5 = SYSTEM MISSING
-----	-----	-----		
100.0	100.0	31,088	cases	

Data type: numeric
Missing-data codes: *--4
Columns: 1541-1542

FFTDDSA	Q58-A Times used alcohol w/ sex
----------------	--

31,088 cases (Range of valid codes: 0-300)

Data type: numeric
Missing-data codes: *--4
Columns: 1543-1545

FFTDDSB	Q58-B Times used marijuana w/ sex
----------------	--

31,088 cases (Range of valid codes: 0-200)

Data type: numeric
Missing-data codes: *--4
Columns: 1546-1548

FFTDDSC	Q58-C Times used crack w/ sex
----------------	--------------------------------------

31,088 cases (Range of valid codes: 0-750)

Data type: numeric
Missing-data codes: *--4
Columns: 1549-1551

FFTDDSD **Q58-D Times used cocaine w/ sex**

31,088 cases (Range of valid codes: 0-250)

Data type: numeric
Missing-data codes: *--4
Columns: 1552-1554

FFTDDSE **Q58-E Times used heroin w/ sex**

31,088 cases (Range of valid codes: 0-300)

Data type: numeric
Missing-data codes: *--4
Columns: 1555-1557

FFTDDSF **Q58-F Times used speedball w/ sex**

31,088 cases (Range of valid codes: 0-300)

Data type: numeric
Missing-data codes: *--4
Columns: 1558-1560

FFTDDSG

Q58-G Times used methadone-npres w sex

PCT VALID	PCT ALL	N	VALUE	LABEL
99.5	39.6	12,309	0	
0.1	0.0	13	1	
0.1	0.0	11	2	
0.1	0.0	8	3	
0.0	0.0	4	4	
0.0	0.0	3	5	
0.0	0.0	2	6	
0.0	0.0	1	7	
0.0	0.0	1	8	
0.0	0.0	2	10	
0.0	0.0	1	14	
0.0	0.0	4	15	
0.0	0.0	3	20	
0.0	0.0	2	25	
0.0	0.0	4	30	
	18.4	5,712	-9	-9 = SKIP, INELIG, NA
	0.0	2	-8	-8 = REFUSED
	0.0	3	-7	-7 = DO NOT KNOW, UNSURE
	41.8	13,003	-5	-5 = SYSTEM MISSING
-----	-----	-----		
100.0	100.0	31,088	cases	

Data type: numeric
Missing-data codes: *--4
Columns: 1561-1562

FFTDDSH Q58-H Times used other opiates w/ sex

PCT VALID	PCT ALL	N	VALUE	LABEL
99.5	39.6	12,317	0	
0.1	0.0	15	1	
0.1	0.0	8	2	
0.1	0.0	7	3	
0.0	0.0	4	4	
0.0	0.0	6	5	
0.0	0.0	3	6	
0.0	0.0	1	8	
0.0	0.0	1	9	
0.1	0.0	7	10	
0.0	0.0	3	15	
0.0	0.0	3	20	
0.0	0.0	1	24	
0.0	0.0	1	25	
0.0	0.0	1	30	
0.0	0.0	1	70	
	18.3	5,701	-9	-9 = SKIP, INELIG, NA
	0.0	2	-8	-8 = REFUSED
	0.0	3	-7	-7 = DO NOT KNOW, UNSURE
	41.8	13,003	-5	-5 = SYSTEM MISSING
-----	-----	-----		
100.0	100.0	31,088	cases	

Data type: numeric
 Missing-data codes: *--4
 Columns: 1563-1564

FFTDDSI	Q58-I Times used amphetamines w/ sex
---------	--------------------------------------

PCT	PCT	N	VALUE	LABEL
VALID	ALL			
98.2	39.2	12,176	0	
0.5	0.2	67	1	
0.3	0.1	36	2	
0.2	0.1	19	3	
0.1	0.0	13	4	
0.1	0.0	14	5	
0.0	0.0	6	6	
0.0	0.0	3	7	
0.0	0.0	4	8	
0.1	0.0	13	10	
0.0	0.0	1	11	
0.0	0.0	4	12	
0.0	0.0	1	13	
0.0	0.0	1	14	
0.0	0.0	6	15	
0.0	0.0	1	16	
0.0	0.0	1	18	
0.1	0.0	12	20	
0.0	0.0	3	25	
0.0	0.0	5	30	
0.0	0.0	1	40	
0.0	0.0	1	44	
0.0	0.0	2	45	
0.0	0.0	1	60	
0.0	0.0	1	89	
0.0	0.0	1	92	
	18.3	5,687	-9	-9 = SKIP, INELIG, NA
	0.0	2	-8	-8 = REFUSED
	0.0	3	-7	-7 = DO NOT KNOW, UNSURE
	41.8	13,003	-5	-5 = SYSTEM MISSING
-----	-----	-----		
100.0	100.0	31,088	cases	

Data type: numeric
Missing-data codes: *--4
Columns: 1565-1566

FFTDDSJ Q58-J Times used other drug w/ sex

PCT VALID	PCT ALL	N	VALUE	LABEL
99.4	39.6	12,299	0	
0.2	0.1	23	1	
0.1	0.1	18	2	
0.0	0.0	6	3	
0.0	0.0	4	4	
0.1	0.0	9	5	
0.0	0.0	3	6	
0.0	0.0	2	8	
0.0	0.0	2	10	
0.0	0.0	2	15	
0.0	0.0	1	18	
0.0	0.0	2	20	
0.0	0.0	1	25	
0.0	0.0	1	28	
0.0	0.0	2	30	
0.0	0.0	1	45	
	18.3	5,702	-9	-9 = SKIP, INELIG, NA
	0.0	2	-8	-8 = REFUSED
	0.0	3	-7	-7 = DO NOT KNOW, UNSURE
	41.8	13,005	-5	-5 = SYSTEM MISSING
-----	-----	-----		
100.0	100.0	31,088	cases	

Data type: numeric
 Missing-data codes: *--4
 Columns: 1567-1568

FGEGSGD Q59 Ever given sex to get drugs

PCT VALID	PCT ALL	N	VALUE	LABEL
83.1	48.4	15,058	0	0=NO
16.9	9.9	3,064	1	1=SEX FOR SPDBALL
	0.0	1	-7	-7 = DO NOT KNOW, UNSURE
	41.7	12,965	-5	-5 = SYSTEM MISSING
-----	-----	-----		
100.0	100.0	31,088	cases	

Data type: numeric
 Missing-data codes: *--4
 Columns: 1569-1570

FGEGSGDL	Q59a Last time gave sex for drugs
----------	-----------------------------------

PCT	PCT	N	VALUE	LABEL
VALID	ALL			
0.4	0.0	13	0	0=NEVER
20.4	2.0	622	1	1=IN PAST 30 DAYS
20.0	2.0	611	2	2=> 1 MO, < 6 MOS
22.3	2.2	681	3	3=>= 6 MOS, < 1 YR
14.9	1.5	454	4	4=1+ YR, < 3 YRS
21.9	2.2	669	5	5=3+ YRS
	48.5	15,073	-9	-9 = SKIP, INELIG, NA
	0.0	7	-7	-7 = DO NOT KNOW, UNSURE
	41.7	12,958	-5	-5 = SYSTEM MISSING
-----	-----	-----		
100.0	100.0	31,088	cases	

Data type: numeric
Missing-data codes: *--4
Columns: 1571-1572

FGEGSGDT Q59b Times sex for drugs last 30da

PCT VALID	PCT ALL	N	VALUE	LABEL
0.6	0.0	4	0	
24.6	0.5	153	1	
20.6	0.4	128	2	
9.0	0.2	56	3	
6.9	0.1	43	4	
11.1	0.2	69	5	
3.4	0.1	21	6	
1.6	0.0	10	7	
1.6	0.0	10	8	
0.3	0.0	2	9	
6.6	0.1	41	10	
1.0	0.0	6	12	
0.3	0.0	2	14	
2.1	0.0	13	15	
0.2	0.0	1	16	
2.3	0.0	14	20	
0.2	0.0	1	21	
0.6	0.0	4	25	
0.2	0.0	1	27	
0.5	0.0	3	28	
3.2	0.1	20	30	
0.3	0.0	2	40	
0.3	0.0	2	45	
0.3	0.0	2	50	
0.2	0.0	1	55	
0.6	0.0	4	60	
0.2	0.0	1	75	
0.3	0.0	2	90	
0.5	0.0	3	100	
0.2	0.0	1	180	
0.2	0.0	1	450	
0.2	0.0	1	750	
	56.3	17,516	-9	-9 = SKIP, INELIG, NA
	0.0	2	-7	-7 = DO NOT KNOW, UNSURE
	41.6	12,948	-5	-5 = SYSTEM MISSING
-----	-----	-----		
100.0	100.0	31,088	cases	

Data type: numeric
 Missing-data codes: *--4
 Columns: 1573-1575

FGEGSGDA	Q59c-A Gave sex to get alcohol
-----------------	---------------------------------------

PCT	PCT	N	VALUE	LABEL
VALID	ALL			
89.7	1.8	559	0	0=NO
10.3	0.2	64	1	1=SEX FOR ALCOHOL
	56.3	17,517	-9	-9 = SKIP, INELIG, NA
	41.6	12,948	-5	-5 = SYSTEM MISSING
-----	-----	-----		
100.0	100.0	31,088		cases

Data type: numeric
Missing-data codes: *--4
Columns: 1576-1577

FGEGSGDB	Q59c-B Gave sex to get marijuana, hash
-----------------	---

PCT	PCT	N	VALUE	LABEL
VALID	ALL			
95.7	1.9	596	0	0=NO
4.3	0.1	27	1	1=SEX FOR MARIJ.
	56.3	17,517	-9	-9 = SKIP, INELIG, NA
	41.6	12,948	-5	-5 = SYSTEM MISSING
-----	-----	-----		
100.0	100.0	31,088		cases

Data type: numeric
Missing-data codes: *--4
Columns: 1578-1579

FGEGSGDC	Q59c-C Gave sex to get crack
-----------------	-------------------------------------

PCT	PCT	N	VALUE	LABEL
VALID	ALL			
21.3	0.4	133	0	0=NO
78.7	1.6	490	1	1=SEX FOR CRACK
	56.3	17,517	-9	-9 = SKIP, INELIG, NA
	41.6	12,948	-5	-5 = SYSTEM MISSING
-----	-----	-----		
100.0	100.0	31,088		cases

Data type: numeric
Missing-data codes: *--4
Columns: 1580-1581

FGEGSGDD Q59c-D Gave sex to get cocaine

PCT VALID	PCT ALL	N	VALUE	LABEL
88.4	1.8	550	0	0=NO
11.6	0.2	72	1	1=SEX FOR COCAINE
	56.3	17,517	-9	-9 = SKIP, INELIG, NA
	41.7	12,949	-5	-5 = SYSTEM MISSING
-----	-----	-----		
100.0	100.0	31,088		cases

Data type: numeric
 Missing-data codes: *--4
 Columns: 1582-1583

FGEGSGDE Q59c-E Gave sex to get heroin

PCT VALID	PCT ALL	N	VALUE	LABEL
83.9	1.7	523	0	0=NO
16.1	0.3	100	1	1=SEX FOR HEROIN
	56.3	17,517	-9	-9 = SKIP, INELIG, NA
	41.6	12,948	-5	-5 = SYSTEM MISSING
-----	-----	-----		
100.0	100.0	31,088		cases

Data type: numeric
 Missing-data codes: *--4
 Columns: 1584-1585

FGEGSGDF Q59c-F Gave sex to get speedball

PCT VALID	PCT ALL	N	VALUE	LABEL
96.3	1.9	600	0	0=NO
3.7	0.1	23	1	1=SEX FOR SPDBALL
	56.3	17,517	-9	-9 = SKIP, INELIG, NA
	41.6	12,948	-5	-5 = SYSTEM MISSING
-----	-----	-----		
100.0	100.0	31,088		cases

Data type: numeric
 Missing-data codes: *--4
 Columns: 1586-1587

FGEGSGDG	Q59c-G Gave sex to get methadone, npres
-----------------	--

PCT	PCT	N	VALUE	LABEL
VALID	ALL			
100.0	2.0	623	0	0=NO
0.0	0.0	0	1	1=SEX FOR METH.
	56.3	17,517	-9	-9 = SKIP, INELIG, NA
	41.6	12,948	-5	-5 = SYSTEM MISSING
-----	-----	-----		
100.0	100.0	31,088		cases

Data type: numeric
Missing-data codes: *--4
Columns: 1588-1589

FGEGSGDH	Q59c-H Gave sex to get other opiates
-----------------	---

PCT	PCT	N	VALUE	LABEL
VALID	ALL			
100.0	2.0	623	1	0,1=NO/YES:SEX FOR OPIATES (CONF)
	56.3	17,517	-9	-9=SKIP
	41.6	12,948	-5	-5=SYSTEM MISSING
-----	-----	-----		
100.0	100.0	31,088		cases

Data type: numeric
Missing-data codes: *--4
Columns: 1590-1591

FGEGSGDI	Q59c-I Gave sex to get amphetamines
-----------------	--

PCT	PCT	N	VALUE	LABEL
VALID	ALL			
99.0	2.0	617	0	0=NO
1.0	0.0	6	1	1=SEX FOR AMPHET.
	56.3	17,517	-9	-9 = SKIP, INELIG, NA
	41.6	12,948	-5	-5 = SYSTEM MISSING
-----	-----	-----		
100.0	100.0	31,088		cases

Data type: numeric
Missing-data codes: *--4
Columns: 1592-1593

FGEGSGDJ Q59c-J Gave sex to get some other drug

PCT	PCT	N	VALUE	LABEL
VALID	ALL			
99.5	2.0	619	0	0=NO
0.5	0.0	3	1	1=SEX FOR OTH DRGS
	56.3	17,517	-9	-9 = SKIP, INELIG, NA
	41.7	12,949	-5	-5 = SYSTEM MISSING
-----	-----	-----		
100.0	100.0	31,088		cases

Data type: numeric
 Missing-data codes: *--4
 Columns: 1594-1595

FGEGDHS Q60 Ever given drugs to have sex

PCT	PCT	N	VALUE	LABEL
VALID	ALL			
74.9	43.7	13,589	0	0=NO
25.1	14.6	4,543	1	1=YES, DRUGS-SEX
	0.0	1	-7	-7 = DO NOT KNOW, UNSURE
	41.7	12,955	-5	-5 = SYSTEM MISSING
-----	-----	-----		
100.0	100.0	31,088		cases

Data type: numeric
 Missing-data codes: *--4
 Columns: 1596-1597

FGEGDHSL

Q60a Last time gave drugs to get sex

PCT	PCT	N	VALUE	LABEL
VALID	ALL			
0.4	0.1	19	0	0=NEVER
28.5	4.1	1,289	1	1=IN PAST 30 DAYS
21.4	3.1	968	2	2=> 1 MO, < 6 MOS
21.4	3.1	967	3	3=>= 6 MOS, < 1 YR
13.6	2.0	615	4	4=1+ YR, < 3 YRS
14.7	2.1	667	5	5=3+ YRS
	43.7	13,597	-9	-9 = SKIP, INELIG, NA
	0.0	1	-8	-8 = REFUSED
	0.0	8	-7	-7 = DO NOT KNOW, UNSURE
	41.7	12,957	-5	-5 = SYSTEM MISSING
-----	-----	-----		
100.0	100.0	31,088	cases	

Data type: numeric
Missing-data codes: *--4
Columns: 1598-1599

FGEGDHST Q60b Times gave drugs for sex last 30da

PCT	PCT	N	VALUE	LABEL
VALID	ALL			
0.2	0.0	3	0	
28.8	1.2	370	1	
19.2	0.8	246	2	
12.1	0.5	155	3	
7.9	0.3	101	4	
10.1	0.4	129	5	
2.8	0.1	36	6	
1.6	0.1	21	7	
3.0	0.1	39	8	
0.6	0.0	8	9	
4.6	0.2	59	10	
0.1	0.0	1	11	
1.5	0.1	19	12	
0.3	0.0	4	13	
0.3	0.0	4	14	
2.5	0.1	32	15	
0.1	0.0	1	16	
0.2	0.0	2	17	
0.2	0.0	2	18	
1.5	0.1	19	20	
0.2	0.0	2	22	
0.1	0.0	1	23	
0.6	0.0	8	25	
0.3	0.0	4	28	
0.2	0.0	3	29	
0.5	0.0	7	30	
0.1	0.0	1	40	
0.2	0.0	3	60	
0.1	0.0	1	100	
0.1	0.0	1	120	
0.1	0.0	1	300	
	54.2	16,846	-9	-9 = SKIP, INELIG, NA
	0.0	3	-7	-7 = DO NOT KNOW, UNSURE
	41.7	12,956	-5	-5 = SYSTEM MISSING
-----	-----	-----		
100.0	100.0	31,088	cases	

Data type: numeric
 Missing-data codes: *--4
 Columns: 1600-1602

FGGDGSA	Q61-A Gave alcohol to get sex
----------------	--------------------------------------

PCT	PCT	N	VALUE	LABEL
VALID	ALL			
88.3	3.7	1,140	0	0=NO
11.7	0.5	151	1	1=ALCOHOL FOR SEX
	54.2	16,847	-9	-9 = SKIP, INELIG, NA
	41.7	12,950	-5	-5 = SYSTEM MISSING
-----	-----	-----		
100.0	100.0	31,088	cases	

Data type: numeric
Missing-data codes: *--4
Columns: 1603-1604

FGGDGSB	Q61-B Gave marijuana to get sex
----------------	--

PCT	PCT	N	VALUE	LABEL
VALID	ALL			
95.6	4.0	1,232	0	0=NO
4.4	0.2	57	1	1=MARIJ. FOR SEX
	54.2	16,847	-9	-9 = SKIP, INELIG, NA
	41.7	12,952	-5	-5 = SYSTEM MISSING
-----	-----	-----		
100.0	100.0	31,088	cases	

Data type: numeric
Missing-data codes: *--4
Columns: 1605-1606

FGGDGSC	Q61-C Gave crack get sex
----------------	---------------------------------

PCT	PCT	N	VALUE	LABEL
VALID	ALL			
13.2	0.5	170	0	0=NO
86.8	3.6	1,120	1	1=CRACK FOR SEX
	54.2	16,847	-9	-9 = SKIP, INELIG, NA
	41.7	12,951	-5	-5 = SYSTEM MISSING
-----	-----	-----		
100.0	100.0	31,088	cases	

Data type: numeric
Missing-data codes: *--4
Columns: 1607-1608

FGGDGSD Q61-D Gave cocaine to get sex

PCT VALID	PCT ALL	N	VALUE	LABEL
89.4	3.7	1,153	0	0=NO
10.6	0.4	136	1	1=COCAINE FOR SEX
	54.2	16,848	-9	-9 = SKIP, INELIG, NA
	41.7	12,951	-5	-5 = SYSTEM MISSING
-----	-----	-----		
100.0	100.0	31,088	cases	

Data type: numeric
 Missing-data codes: *--4
 Columns: 1609-1610

FGGDGSE Q61-E Gave heroin to get sex

PCT VALID	PCT ALL	N	VALUE	LABEL
94.6	3.9	1,221	0	0=NO
5.4	0.2	70	1	1=HEROIN FOR SEX
	54.2	16,847	-9	-9 = SKIP, INELIG, NA
	41.7	12,950	-5	-5 = SYSTEM MISSING
-----	-----	-----		
100.0	100.0	31,088	cases	

Data type: numeric
 Missing-data codes: *--4
 Columns: 1611-1612

FGGDGSF Q61-F Gave speedball to get sex

PCT VALID	PCT ALL	N	VALUE	LABEL
98.1	4.1	1,266	0	0=NO
1.9	0.1	24	1	1=SPDBALL FOR SEX
	54.2	16,847	-9	-9 = SKIP, INELIG, NA
	41.7	12,951	-5	-5 = SYSTEM MISSING
-----	-----	-----		
100.0	100.0	31,088	cases	

Data type: numeric
 Missing-data codes: *--4
 Columns: 1613-1614

FGGDGSG	Q61-G Gave methadone, nonpres get sex
----------------	--

PCT	PCT	N	VALUE	LABEL
VALID	ALL			
100.0	4.2	1,291	1	NO/YES: METH. FOR SEX (CONF)
	54.2	16,847	-9	-9=SKIP
	41.7	12,950	-5	-5=SYSTEM MISSING
-----	-----	-----		
100.0	100.0	31,088		cases

Data type: numeric
 Missing-data codes: *--4
 Columns: 1615-1616

FGGDGSH	Q61-H Gave other opiates to get sex
----------------	--

PCT	PCT	N	VALUE	LABEL
VALID	ALL			
99.8	4.1	1,288	0	0=NO
0.2	0.0	3	1	1=OPIATES FOR SEX
	54.2	16,847	-9	-9=SKIP
	41.7	12,950	-5	-5=SYSTEM MISSING
-----	-----	-----		
100.0	100.0	31,088		cases

Data type: numeric
 Missing-data codes: *--4
 Columns: 1617-1618

FGGDGSI	Q61-I Gave amphetamines to get sex
----------------	---

PCT	PCT	N	VALUE	LABEL
VALID	ALL			
99.4	4.1	1,283	0	0=NO
0.6	0.0	8	1	1=AMPHET. FOR SEX
	54.2	16,847	-9	-9 = SKIP, INELIG, NA
	41.7	12,950	-5	-5 = SYSTEM MISSING
-----	-----	-----		
100.0	100.0	31,088		cases

Data type: numeric
 Missing-data codes: *--4
 Columns: 1619-1620

FGGDGSJ Q61-J Gave some other drug to get sex

PCT VALID	PCT ALL	N	VALUE	LABEL
99.8	4.1	1,287	0	0=NO
0.2	0.0	3	1	1=OTH DRUG FOR SEX
	54.2	16,847	-9	-9 = SKIP, INELIG, NA
	41.7	12,951	-5	-5 = SYSTEM MISSING
-----	-----	-----		
100.0	100.0	31,088		cases

Data type: numeric
 Missing-data codes: *--4
 Columns: 1621-1622

FGEGSGM Q62 Ever given sex to get money

PCT VALID	PCT ALL	N	VALUE	LABEL
78.2	45.6	14,180	0	0=NO
21.8	12.7	3,952	1	1=YES, SEX-MONEY
	0.0	1	-8	-8 = REFUSED
	0.0	1	-7	-7 = DO NOT KNOW, UNSURE
	41.7	12,954	-5	-5 = SYSTEM MISSING
-----	-----	-----		
100.0	100.0	31,088		cases

Data type: numeric
 Missing-data codes: *--4
 Columns: 1623-1624

FGEGSGML	Q62a Gave sex to get money, last time
-----------------	--

PCT	PCT	N	VALUE	LABEL
VALID	ALL			
0.5	0.1	19	0	0=NEVER
26.2	3.3	1,029	1	1=IN PAST 30 DAYS
18.6	2.4	732	2	2=> 1 MO, < 6 MOS
18.0	2.3	709	3	3=>= 6 MOS, < 1 YR
12.9	1.6	507	4	4=1+ YR, < 3 YRS
23.7	3.0	932	5	5=3+ YRS
	45.6	14,178	-9	-9 = SKIP, INELIG, NA
	0.0	1	-8	-8 = REFUSED
	0.0	9	-7	-7 = DO NOT KNOW, UNSURE
	41.7	12,972	-5	-5 = SYSTEM MISSING
-----	-----	-----		
100.0	100.0	31,088		cases

Data type: numeric
Missing-data codes: *--4
Columns: 1625-1626

FGEGSGMT	Q62b Times gave sex for money last 30da
-----------------	--

31,088 cases (Range of valid codes: 0-750)

Data type: numeric
Missing-data codes: *--4
Columns: 1627-1629

FGEGMHS	Q63 Ever given money to have sex
----------------	---

PCT	PCT	N	VALUE	LABEL
VALID	ALL			
80.7	46.7	14,520	0	0=NO
19.3	11.1	3,462	1	1=YES, MONEY-SEX
	0.0	1	-8	-8 = REFUSED
	0.0	4	-7	-7 = DO NOT KNOW, UNSURE
	42.1	13,101	-5	-5 = SYSTEM MISSING
-----	-----	-----		
100.0	100.0	31,088		cases

Data type: numeric
Missing-data codes: *--4
Columns: 1630-1631

FGEGMHSL Q63a Gave money for sex, last time

PCT	PCT	N	VALUE	LABEL
VALID	ALL			
0.7	0.1	23	0	0=NEVER
14.9	1.6	511	1	1=IN PAST 30 DAYS
18.1	2.0	622	2	2=> 1 MO, < 6 MOS
18.2	2.0	625	3	3=>= 6 MOS, < 1 YR
15.1	1.7	520	4	4=1+ YR, < 3 YRS
33.1	3.7	1,139	5	5=3+ YRS
	47.2	14,670	-9	-9 = SKIP, INELIG, NA
	0.0	1	-8	-8 = REFUSED
	0.0	15	-7	-7 = DO NOT KNOW, UNSURE
	41.7	12,962	-5	-5 = SYSTEM MISSING
-----	-----	-----		
100.0	100.0	31,088	cases	

Data type: numeric
 Missing-data codes: *--4
 Columns: 1632-1633

FGEGMHST Q63b Times gave money for sex last 30da

PCT	PCT	N	VALUE	LABEL
VALID	ALL			
1.4	0.0	7	0	
40.9	0.7	209	1	
22.1	0.4	113	2	
9.6	0.2	49	3	
4.9	0.1	25	4	
8.0	0.1	41	5	
2.0	0.0	10	6	
1.6	0.0	8	7	
1.8	0.0	9	8	
0.4	0.0	2	9	
2.5	0.0	13	10	
1.0	0.0	5	12	
0.2	0.0	1	13	
1.2	0.0	6	15	
0.2	0.0	1	16	
0.2	0.0	1	18	
1.2	0.0	6	20	
0.4	0.0	2	25	
0.2	0.0	1	29	
0.4	0.0	2	30	
	56.7	17,625	-9	-9 = SKIP, INELIG, NA
	0.0	2	-7	-7 = DO NOT KNOW, UNSURE
	41.7	12,950	-5	-5 = SYSTEM MISSING
-----	-----	-----		
100.0	100.0	31,088	cases	

Data type: numeric
 Missing-data codes: *--4
 Columns: 1634-1635

FGSPREF	Q64 Sexual preference
----------------	------------------------------

PCT	PCT	N	VALUE	LABEL
VALID	ALL			
93.6	54.4	16,923	1	1=HETEROSEXUAL
1.3	0.8	236	2	2=GAY
1.2	0.7	220	3	3=LESBIAN
3.7	2.2	677	4	4=BISEXUAL
0.2	0.1	28	5	5=OTHER
	0.0	3	-8	-8 = REFUSED
	0.0	5	-7	-7 = DO NOT KNOW, UNSURE
	41.8	12,996	-5	-5 = SYSTEM MISSING
-----	-----	-----		
100.0	100.0	31,088		cases

Data type: numeric
Missing-data codes: *--4
Columns: 1636-1637

FHHLTHA	Q65-A Had hepatitis B, 6mo
----------------	-----------------------------------

PCT	PCT	N	VALUE	LABEL
VALID	ALL			
97.8	57.0	17,728	0	
2.0	1.2	365	1	
0.1	0.1	21	2	
0.0	0.0	5	3	
0.0	0.0	1	5	
	0.0	11	-7	-7 = DO NOT KNOW, UNSURE
	41.7	12,957	-5	-5 = SYSTEM MISSING
-----	-----	-----		
100.0	100.0	31,088		cases

Data type: numeric
Missing-data codes: *--4
Columns: 1638-1639

FHHLTHTA Q65a-A Treated for hepatitis B, 6mo

PCT	PCT	N	VALUE	LABEL
VALID	ALL			
37.7	0.5	146	0	0=NO
62.3	0.8	241	1	1=HEPATITIS B TREATED
	57.1	17,748	-9	-9 = SKIP, INELIG, NA
	0.0	4	-7	-7 = DO NOT KNOW, UNSURE
	41.7	12,949	-5	-5 = SYSTEM MISSING
-----	-----	-----		
100.0	100.0	31,088		cases

Data type: numeric
 Missing-data codes: *--4
 Columns: 1640-1641

FHHLTHB Q65-B Had gonorrhoea, 6mo

PCT	PCT	N	VALUE	LABEL
VALID	ALL			
97.1	56.6	17,604	0	
2.0	1.2	369	1	
0.5	0.3	90	2	
0.2	0.1	36	3	
0.0	0.0	8	4	
0.0	0.0	6	5	
0.0	0.0	4	6	
0.0	0.0	1	7	
0.0	0.0	2	8	
0.0	0.0	3	10	
0.0	0.0	2	12	
	0.0	6	-7	-7 = DO NOT KNOW, UNSURE
	41.7	12,957	-5	-5 = SYSTEM MISSING
-----	-----	-----		
100.0	100.0	31,088		cases

Data type: numeric
 Missing-data codes: *--4
 Columns: 1642-1643

FHHLTHTB Q65a-B Treated for gonorrhea, 6mo

PCT	PCT	N	VALUE	LABEL
VALID	ALL			
3.1	0.1	16	0	0=NO
96.9	1.6	508	1	1=GONORRHEA TREATED
	56.7	17,619	-9	-9 = SKIP, INELIG, NA
	0.0	1	-7	-7 = DO NOT KNOW, UNSURE
	41.6	12,944	-5	-5 = SYSTEM MISSING
-----	-----	-----		
100.0	100.0	31,088		cases

Data type: numeric
 Missing-data codes: *--4
 Columns: 1644-1645

FHHLTHC Q65-C Had syphilis, 6mo

PCT	PCT	N	VALUE	LABEL
VALID	ALL			
98.4	57.4	17,829	0	
1.5	0.9	272	1	
0.1	0.1	21	2	
0.0	0.0	4	3	
0.0	0.0	1	4	
0.0	0.0	1	5	
	0.0	3	-7	-7 = DO NOT KNOW, UNSURE
	41.7	12,957	-5	-5 = SYSTEM MISSING
-----	-----	-----		
100.0	100.0	31,088		cases

Data type: numeric
 Missing-data codes: *--4
 Columns: 1646-1647

FHHLTHTC Q65a-C Treated for syphilis, 6mo

PCT	PCT	N	VALUE	LABEL
VALID	ALL			
8.3	0.1	25	0	0=NO
91.7	0.9	275	1	1=SYPHILIS TREATED
	57.4	17,841	-9	-9 = SKIP, INELIG, NA
	0.0	3	-7	-7 = DO NOT KNOW, UNSURE
	41.6	12,944	-5	-5 = SYSTEM MISSING
-----	-----	-----		
100.0	100.0	31,088		cases

Data type: numeric
 Missing-data codes: *--4
 Columns: 1648-1649

FHHLTHD Q65-D Had genital warts, 6mo

PCT	PCT	N	VALUE	LABEL
VALID	ALL			
99.5	58.0	18,042	0	
0.5	0.3	83	1	
0.0	0.0	5	2	
	41.7	12,958	-5	-5 = SYSTEM MISSING
-----	-----	-----		
100.0	100.0	31,088		cases

Data type: numeric
 Missing-data codes: *--4
 Columns: 1650-1651

FHHLTHTD Q65a-D Treated for genital warts, 6mo

PCT	PCT	N	VALUE	LABEL
VALID	ALL			
18.0	0.1	16	0	0=NO
82.0	0.2	73	1	1=GEN WARTS TREATED
	58.1	18,055	-9	-9 = SKIP, INELIG, NA
	41.6	12,944	-5	-5 = SYSTEM MISSING
-----	-----	-----		
100.0	100.0	31,088		cases

Data type: numeric
 Missing-data codes: *--4
 Columns: 1652-1653

FHHLTHE	Q65-E Had chlamydia, 6mo
----------------	---------------------------------

PCT	PCT	N	VALUE	LABEL
VALID	ALL			
99.2	57.8	17,984	0	
0.7	0.4	130	1	
0.0	0.0	8	2	
0.0	0.0	2	3	
0.0	0.0	2	4	
0.0	0.0	1	6	
	0.0	3	-7	-7 = DO NOT KNOW, UNSURE
	41.7	12,958	-5	-5 = SYSTEM MISSING
-----	-----	-----		
100.0	100.0	31,088	cases	

Data type: numeric
Missing-data codes: *--4
Columns: 1654-1655

FHHLTHTE	Q65a-E Treated for chlamydia, 6mo
-----------------	--

PCT	PCT	N	VALUE	LABEL
VALID	ALL			
3.5	0.0	5	0	0=NO
96.5	0.4	137	1	1=CHLAMYDIA TREATED
	57.9	18,000	-9	-9 = SKIP, INELIG, NA
	41.6	12,946	-5	-5 = SYSTEM MISSING
-----	-----	-----		
100.0	100.0	31,088	cases	

Data type: numeric
Missing-data codes: *--4
Columns: 1656-1657

FHHLTHF **Q65-F Had genital herpes, 6mo**

PCT	PCT	N	VALUE	LABEL
VALID	ALL			
99.6	58.0	18,045	0	
0.4	0.2	74	1	
0.0	0.0	1	2	
0.0	0.0	1	3	
0.0	0.0	2	4	
0.0	0.0	1	7	
0.0	0.0	1	10	
0.0	0.0	1	12	
	0.0	2	-7	-7 = DO NOT KNOW, UNSURE
	41.7	12,960	-5	-5 = SYSTEM MISSING
-----	-----	-----		
100.0	100.0	31,088	cases	

Data type: numeric
 Missing-data codes: *--4
 Columns: 1658-1659

FHHLTHTF **Q65a-F Treated for genital herpes, 6mo**

PCT	PCT	N	VALUE	LABEL
VALID	ALL			
17.3	0.0	14	0	0=NO
82.7	0.2	67	1	1=GEN HERPES TREATED
	58.1	18,061	-9	-9 = SKIP, INELIG, NA
	0.0	1	-7	-7 = DO NOT KNOW, UNSURE
	41.6	12,945	-5	-5 = SYSTEM MISSING
-----	-----	-----		
100.0	100.0	31,088	cases	

Data type: numeric
 Missing-data codes: *--4
 Columns: 1660-1661

FHHLTHG	Q65-G Had trichomonas, 6mo
----------------	-----------------------------------

PCT	PCT	N	VALUE	LABEL
VALID	ALL			
95.8	18.7	5,801	0	
3.4	0.7	204	1	
0.5	0.1	32	2	
0.2	0.0	10	3	
0.0	0.0	2	4	
0.0	0.0	2	5	
0.0	0.0	1	6	
0.0	0.0	2	10	
0.0	0.0	1	12	
0.0	0.0	1	14	
0.0	0.0	1	20	
	0.0	5	-9	-9 = SKIP, INELIG, NA
	0.0	1	-8	-8 = REFUSED
	0.0	2	-7	-7 = DO NOT KNOW, UNSURE
	38.6	11,989	-6	-6 = NOT APPLIC
	41.9	13,034	-5	-5 = SYSTEM MISSING
-----	-----	-----		
100.0	100.0	31,088	cases	

Data type: numeric
Missing-data codes: *--4
Columns: 1662-1663

FHHLTHTG	Q65a-G Treated for trichomonas, 6mo
-----------------	--

PCT	PCT	N	VALUE	LABEL
VALID	ALL			
0.1	0.0	10	0	0=NO
2.0	0.8	247	1	1=TRICHOMONAS TREATED
97.9	38.5	11,973	6	6=N/A, male
	19.0	5,909	-9	-9 = SKIP, INELIG, NA
	0.0	1	-7	-7 = DO NOT KNOW, UNSURE
	41.6	12,948	-5	-5 = SYSTEM MISSING
-----	-----	-----		
100.0	100.0	31,088	cases	

Data type: numeric
Missing-data codes: *--4
Columns: 1664-1665

FHHLTHH Q65-H Had vaginal candidiasis, 6mo

PCT VALID	PCT ALL	N	VALUE	LABEL
86.8	16.9	5,257	0	
9.1	1.8	554	1	
1.9	0.4	113	2	
1.0	0.2	59	3	
0.4	0.1	25	4	
0.3	0.1	17	5	
0.2	0.0	12	6	
0.0	0.0	1	7	
0.0	0.0	1	8	
0.1	0.0	4	10	
0.1	0.0	4	12	
0.0	0.0	2	14	
0.0	0.0	3	15	
0.0	0.0	1	17	
0.0	0.0	2	20	
0.0	0.0	1	26	
0.0	0.0	1	30	
0.0	0.0	1	100	
	0.0	5	-9	-9 = SKIP, INELIG, NA
	0.0	1	-8	-8 = REFUSED
	0.0	4	-7	-7 = DO NOT KNOW, UNSURE
	38.6	11,986	-6	-6 = NOT APPLIC
	41.9	13,034	-5	-5 = SYSTEM MISSING
-----	-----	-----		
100.0	100.0	31,088	cases	

Data type: numeric
 Missing-data codes: *--4
 Columns: 1666-1668

FHHLTHTH	Q65a-H Treated for vag candidiasis, 6mo
-----------------	--

PCT	PCT	N	VALUE	LABEL
VALID	ALL			
0.3	0.1	32	0	0=NO
6.0	2.4	761	1	1=VAG CAND TREATED
93.8	38.5	11,967	6	6=N/A, male
	17.3	5,367	-9	-9 = SKIP, INELIG, NA
	0.0	1	-7	-7 = DO NOT KNOW, UNSURE
	41.7	12,960	-5	-5 = SYSTEM MISSING
-----	-----	-----		
100.0	100.0	31,088		cases

Data type: numeric
Missing-data codes: *--4
Columns: 1669-1670

FHHER6M	Q65b Times spent in hospital ER, 6mo
----------------	---

PCT	PCT	N	VALUE	LABEL
VALID	ALL			
73.3	30.6	9,522	0	
18.1	7.6	2,357	1	
4.5	1.9	587	2	
1.9	0.8	248	3	
0.8	0.3	106	4	
0.4	0.2	58	5	
0.3	0.1	42	6	
0.1	0.1	18	7	
0.1	0.0	8	8	
0.0	0.0	5	9	
0.1	0.1	16	10	
0.0	0.0	1	11	
0.1	0.0	7	12	
0.0	0.0	1	14	
0.1	0.0	7	15	
0.0	0.0	6	20	
0.0	0.0	1	22	
0.0	0.0	1	24	
0.0	0.0	1	25	
0.0	0.0	1	28	
0.0	0.0	3	30	
0.0	0.0	1	50	
0.0	0.0	1	82	
0.0	0.0	1	120	
	0.0	1	-7	-7 = DO NOT KNOW, UNSURE
	58.2	18,088	-5	-5 = SYSTEM MISSING
-----	-----	-----		
100.0	100.0	31,088		cases

Data type: numeric
Missing-data codes: *--4
Columns: 1671-1673

FHHIPD6M Q65c Days spent as hosp in-patient, 6mo

PCT	PCT	N	VALUE	LABEL
VALID	ALL			
37.4	4.5	1,389	0	
22.4	2.7	832	1	
6.6	0.8	247	2	
5.1	0.6	191	3	
3.6	0.4	135	4	
3.1	0.4	116	5	
1.9	0.2	70	6	
5.7	0.7	212	7	
0.9	0.1	34	8	
0.9	0.1	34	9	
1.9	0.2	71	10	
0.5	0.1	17	11	
0.6	0.1	23	12	
0.3	0.0	12	13	
2.9	0.4	109	14	
1.3	0.2	50	15	
0.2	0.0	8	16	
0.2	0.0	8	17	
0.5	0.1	17	18	
0.3	0.0	10	19	
0.5	0.1	18	20	
1.2	0.1	46	21	
0.2	0.0	8	22	
0.1	0.0	2	23	
0.2	0.0	7	24	
0.2	0.0	7	25	
0.1	0.0	2	26	
0.2	0.0	7	27	
0.3	0.0	11	28	
0.0	0.0	1	29	
0.5	0.1	18	30	
0.1	0.0	3	31	
0.0	0.0	1	35	
	29.7	9,247	-9	-9 = SKIP, INELIG, NA
	0.0	10	-7	-7 = DO NOT KNOW, UNSURE
	58.3	18,115	-5	-5 = SYSTEM MISSING

 100.0 100.0 31,088 cases

Data type: numeric
 Missing-data codes: *--4
 Columns: 1674-1675

FHHIPM6M	Q65c Months spent as hosp in-patient, 6
----------	---

PCT	PCT	N	VALUE	LABEL
VALID	ALL			
93.6	11.1	3,464	0	
3.2	0.4	117	1	
1.3	0.2	48	2	
0.6	0.1	23	3	
0.4	0.1	16	4	
0.1	0.0	5	5	
0.0	0.0	1	6	
0.0	0.0	1	8	
0.3	0.0	11	10	
0.0	0.0	1	12	
0.1	0.0	4	20	
0.1	0.0	3	30	
0.0	0.0	1	50	
0.1	0.0	2	70	
0.0	0.0	1	80	
0.0	0.0	1	90	
	29.8	9,249	-9	-9 = SKIP, INELIG, NA
	0.0	11	-7	-7 = DO NOT KNOW, UNSURE
	58.3	18,129	-5	-5 = SYSTEM MISSING
-----	-----	-----		
100.0	100.0	31,088	cases	

Data type: numeric
Missing-data codes: *--4
Columns: 1676-1677

FHHER1M Q65d Times spent in hospital ER, lmo

PCT	PCT	N	VALUE	LABEL
VALID	ALL			
61.0	9.2	2,852	0	
31.3	4.7	1,466	1	
4.4	0.7	208	2	
1.3	0.2	62	3	
0.5	0.1	23	4	
0.4	0.1	20	5	
0.2	0.0	8	6	
0.1	0.0	6	7	
0.0	0.0	1	8	
0.1	0.0	5	9	
0.2	0.0	10	10	
0.1	0.0	3	12	
0.0	0.0	1	13	
0.0	0.0	2	14	
0.1	0.0	3	15	
0.0	0.0	1	17	
0.0	0.0	2	18	
0.0	0.0	2	21	
0.0	0.0	1	25	
0.0	0.0	1	30	
0.0	0.0	1	60	
	43.2	13,417	-9	-9 = SKIP, INELIG, NA
	0.0	1	-7	-7 = DO NOT KNOW, UNSURE
	41.8	12,992	-5	-5 = SYSTEM MISSING
-----	-----	-----		
100.0	100.0	31,088	cases	

Data type: numeric
 Missing-data codes: *--4
 Columns: 1678-1679

FHHIPD1M Q65e Days spent as hosp in-patient, lmo

PCT	PCT	N	VALUE	LABEL
VALID	ALL			
73.1	10.8	3,364	0	
12.9	1.9	593	1	
2.7	0.4	126	2	
2.0	0.3	91	3	
1.3	0.2	59	4	
1.1	0.2	49	5	
0.6	0.1	28	6	
1.9	0.3	86	7	
0.3	0.0	13	8	
0.5	0.1	21	9	
0.8	0.1	38	10	
0.1	0.0	4	11	
0.2	0.0	8	12	
0.1	0.0	3	13	
0.7	0.1	33	14	
0.3	0.0	14	15	
0.0	0.0	1	16	
0.1	0.0	3	17	
0.1	0.0	4	18	
0.1	0.0	3	19	
0.1	0.0	3	20	
0.4	0.1	18	21	
0.0	0.0	2	23	
0.0	0.0	1	24	
0.1	0.0	3	25	
0.1	0.0	3	26	
0.0	0.0	1	27	
0.1	0.0	4	28	
0.5	0.1	25	30	
	43.2	13,436	-9	-9 = SKIP, INELIG, NA
	0.0	2	-7	-7 = DO NOT KNOW, UNSURE
	42.0	13,049	-5	-5 = SYSTEM MISSING
-----	-----	-----		
100.0	100.0	31,088	cases	

Data type: numeric
 Missing-data codes: *--4
 Columns: 1680-1681

FHPREG Q66 (Females) Currently pregnant

PCT	PCT	N	VALUE	LABEL
VALID	ALL			
32.2	18.6	5,797	0	0=NOT PREGNANT
1.3	0.7	227	1	1=PREGNANT
66.5	38.5	11,984	6	6=N/A, MALE
	0.0	1	-8	-8 = REFUSED
	0.3	94	-7	-7 = DO NOT KNOW, UNSURE
	41.8	12,985	-5	-5 = SYSTEM MISSING
-----	-----	-----		
100.0	100.0	31,088	cases	

Data type: numeric
 Missing-data codes: *--4
 Columns: 1682-1683

FHTST Q67 Times had a blood test for HIV

31,088 cases (Range of valid codes: 0-98)

Data type: numeric
 Missing-data codes: *--4
 Columns: 1684-1685

FHTSTDx Q67a Times got the blood test results

31,088 cases (Range of valid codes: 0-98)

Data type: numeric
 Missing-data codes: *--4
 Columns: 1686-1687

XYFHTST1 Age first tested

31,088 cases (Range of valid codes: 4-72)

Data type: numeric
 Missing-data codes: *--4
 Columns: 1688-1689

XMFHTSTL	Last tested (mths before RB3)
-----------------	--------------------------------------

31,088 cases (Range of valid codes: -240-48)

Data type: numeric

Missing-data code: -9999

Columns: 1690-1694

FHTSTDXL	Q70 Got test results that last time
-----------------	--

PCT	PCT	N	VALUE	LABEL
VALID	ALL			
6.8	3.9	1,210	0	0=NO
93.2	53.2	16,544	1	1=YES, GOT RESULTS
	1.0	304	-9	-9 = SKIP, INELIG, NA
	0.1	30	-7	-7 = DO NOT KNOW, UNSURE
	41.8	13,000	-5	-5 = SYSTEM MISSING
-----	-----	-----		
100.0	100.0	31,088		cases

Data type: numeric

Missing-data codes: *--4

Columns: 1695-1696

FHHIV	Q71 Ever been told HIV infected
--------------	--

PCT	PCT	N	VALUE	LABEL
VALID	ALL			
91.6	52.4	16,301	0	0=NO
8.4	4.8	1,488	1	1=HIV INFECTION
	1.0	302	-9	-9 = SKIP, INELIG, NA
	0.0	3	-8	-8 = REFUSED
	0.1	39	-7	-7 = DO NOT KNOW, UNSURE
	41.7	12,955	-5	-5 = SYSTEM MISSING
-----	-----	-----		
100.0	100.0	31,088		cases

Data type: numeric

Missing-data codes: *--4

Columns: 1697-1698

XYFHIV Age told have HIV

31,088 cases (Range of valid codes: 17-71)

Data type: numeric
 Missing-data codes: *--4
 Columns: 1699-1700

FHARC Q72 Ever been told have ARC

PCT	PCT	N	VALUE	LABEL
VALID	ALL			
99.0	56.6	17,593	0	0=NO
1.0	0.6	181	1	1=YES, HAS ARC
	1.0	303	-9	-9 = SKIP, INELIG, NA
	0.0	4	-8	-8 = REFUSED
	0.1	44	-7	-7 = DO NOT KNOW, UNSURE
	41.7	12,963	-5	-5 = SYSTEM MISSING
-----	-----	-----		
100.0	100.0	31,088	cases	

Data type: numeric
 Missing-data codes: *--4
 Columns: 1701-1702

XYFHARC

Age told have ARC

PCT	PCT	N	VALUE	LABEL
VALID	ALL			
0.0	0.0	0	0	0 years
0.6	0.0	1	19	
0.6	0.0	1	21	
0.6	0.0	1	22	
1.9	0.0	3	23	
0.6	0.0	1	24	
2.5	0.0	4	25	
0.6	0.0	1	26	
3.8	0.0	6	27	
2.5	0.0	4	28	
3.8	0.0	6	29	
5.0	0.0	8	30	
3.8	0.0	6	31	
3.8	0.0	6	32	
4.4	0.0	7	33	
5.7	0.0	9	34	
5.7	0.0	9	35	
4.4	0.0	7	36	
5.0	0.0	8	37	
4.4	0.0	7	38	
3.8	0.0	6	39	
6.3	0.0	10	40	
4.4	0.0	7	41	
4.4	0.0	7	42	
3.8	0.0	6	43	
8.2	0.0	13	44	
1.9	0.0	3	45	
3.1	0.0	5	46	
1.9	0.0	3	47	
0.6	0.0	1	48	
0.6	0.0	1	54	
0.6	0.0	1	65	
0.6	0.0	1	71	
	99.5	30,929	-5	-5 = System Missing
-----	-----	-----		
100.0	100.0	31,088	cases	

Data type: numeric
Missing-data codes: *--4
Columns: 1703-1704

FHAIDS Q73 Ever been told have AIDS

PCT	PCT	N	VALUE	LABEL
VALID	ALL			
99.0	56.6	17,607	0	0=NO
1.0	0.6	176	1	1=YES, HAS AIDS
	1.0	305	-9	-9 = SKIP, INELIG, NA
	0.0	4	-8	-8 = REFUSED
	0.1	36	-7	-7 = DO NOT KNOW, UNSURE
	41.7	12,960	-5	-5 = SYSTEM MISSING
-----	-----	-----		
100.0	100.0	31,088		cases

Data type: numeric
 Missing-data codes: *--4
 Columns: 1705-1706

XYFHAIDS Age told have AIDS

31,088 cases (Range of valid codes: 21-71)

Data type: numeric
 Missing-data codes: *--4
 Columns: 1707-1708

FHCHANCE Q74 Chance of getting AIDS

PCT	PCT	N	VALUE	LABEL
VALID	ALL			
29.2	16.9	5,253	0	0=0%, NO CHANCE
45.2	26.1	8,120	1	1=25%, SOME CHANCE
12.6	7.3	2,256	2	2=50%, HALF CHANCE
7.0	4.1	1,262	3	3=75%, HIGH CHANCE
4.0	2.3	710	4	4=100% SURE CHANCE
2.0	1.2	360	6	6=HAS AIDS
	0.0	9	-8	-8 = REFUSED
	0.4	123	-7	-7 = DO NOT KNOW, UNSURE
	41.8	12,995	-5	-5 = SYSTEM MISSING
-----	-----	-----		
100.0	100.0	31,088		cases

Data type: numeric
 Missing-data codes: *--4
 Columns: 1709-1710

FHRR	Q75 Ever got AIDS info, bleach, condoms
-------------	--

PCT	PCT	N	VALUE	LABEL
VALID	ALL			
67.9	39.6	12,300	0	0=NO
32.1	18.7	5,828	1	1=YES, DT REFERRAL
	0.0	1	-9	-9 = SKIP, INELIG, NA
	0.0	4	-7	-7 = DO NOT KNOW, UNSURE
	41.7	12,955	-5	-5 = SYSTEM MISSING
-----	-----	-----		
100.0	100.0	31,088		cases

Data type: numeric
Missing-data codes: *--4
Columns: 1711-1712

FHRR1M	Q75a Given risk reduction info, 30da
---------------	---

PCT	PCT	N	VALUE	LABEL
VALID	ALL			
39.6	7.3	2,282	0	0=NO
60.4	11.2	3,480	1	1=YES, DT REFERRAL
	39.6	12,309	-9	-9 = SKIP, INELIG, NA
	0.0	4	-7	-7 = DO NOT KNOW, UNSURE
	41.9	13,013	-5	-5 = SYSTEM MISSING
-----	-----	-----		
100.0	100.0	31,088		cases

Data type: numeric
Missing-data codes: *--4
Columns: 1713-1714

FHRINF A **Q75b-A Received AIDS info, TV**

PCT	PCT	N	VALUE	LABEL
VALID	ALL			
39.4	7.3	2,267	0	0=NO
60.6	11.2	3,494	1	1=TV INFO
	39.6	12,296	-9	-9 = SKIP, INELIG, NA
	0.0	2	-7	-7 = DO NOT KNOW, UNSURE
	41.9	13,029	-5	-5 = SYSTEM MISSING
-----	-----	-----		
100.0	100.0	31,088		cases

Data type: numeric
 Missing-data codes: *--4
 Columns: 1715-1716

FHRINF B **Q75b-B Received AIDS info, newspapers**

PCT	PCT	N	VALUE	LABEL
VALID	ALL			
54.2	10.0	3,122	0	0=NO
45.8	8.5	2,639	1	1=NEWSPAPERS INFO
	39.6	12,296	-9	-9 = SKIP, INELIG, NA
	0.0	2	-7	-7 = DO NOT KNOW, UNSURE
	41.9	13,029	-5	-5 = SYSTEM MISSING
-----	-----	-----		
100.0	100.0	31,088		cases

Data type: numeric
 Missing-data codes: *--4
 Columns: 1717-1718

FHRINFC	Q75b-C Received AIDS info, magazines
----------------	---

PCT	PCT	N	VALUE	LABEL
VALID	ALL			
56.3	10.4	3,246	0	0=NO
43.7	8.1	2,516	1	1=MAGAZINES INFO
	39.6	12,296	-9	-9 = SKIP, INELIG, NA
	0.0	1	-7	-7 = DO NOT KNOW, UNSURE
	41.9	13,029	-5	-5 = SYSTEM MISSING
-----	-----	-----		
100.0	100.0	31,088		cases

Data type: numeric
 Missing-data codes: *--4
 Columns: 1719-1720

FHRINF D	Q75b-D Received AIDS info, billboards
-----------------	--

PCT	PCT	N	VALUE	LABEL
VALID	ALL			
47.0	8.7	2,711	0	0=NO
53.0	9.8	3,051	1	1=BILLBOARDS INFO
	39.5	12,295	-9	-9 = SKIP, INELIG, NA
	0.0	2	-7	-7 = DO NOT KNOW, UNSURE
	41.9	13,029	-5	-5 = SYSTEM MISSING
-----	-----	-----		
100.0	100.0	31,088		cases

Data type: numeric
 Missing-data codes: *--4
 Columns: 1721-1722

FHRINF E **Q75b-E Received AIDS info, radio**

PCT	PCT	N	VALUE	LABEL
VALID	ALL			
54.0	10.0	3,109	0	0=NO
46.0	8.5	2,653	1	1=RADIO INFO
	39.5	12,295	-9	-9 = SKIP, INELIG, NA
	0.0	1	-7	-7 = DO NOT KNOW, UNSURE
	41.9	13,030	-5	-5 = SYSTEM MISSING
-----	-----	-----		
100.0	100.0	31,088		cases

Data type: numeric
 Missing-data codes: *--4
 Columns: 1723-1724

FHRINF F **Q75b-F Received AIDS info, friends**

PCT	PCT	N	VALUE	LABEL
VALID	ALL			
44.9	8.3	2,590	0	0=NO
55.1	10.2	3,173	1	1=FRIENDS INFO
	39.5	12,295	-9	-9 = SKIP, INELIG, NA
	0.0	1	-7	-7 = DO NOT KNOW, UNSURE
	41.9	13,029	-5	-5 = SYSTEM MISSING
-----	-----	-----		
100.0	100.0	31,088		cases

Data type: numeric
 Missing-data codes: *--4
 Columns: 1725-1726

FHRINFG	Q75b-G Received AIDS info, family
----------------	--

PCT	PCT	N	VALUE	LABEL
VALID	ALL			
62.4	11.6	3,596	0	0=NO
37.6	7.0	2,167	1	1=FAMILY INFO
	39.5	12,295	-9	-9 = SKIP, INELIG, NA
	0.0	1	-7	-7 = DO NOT KNOW, UNSURE
	41.9	13,029	-5	-5 = SYSTEM MISSING
-----	-----	-----		
100.0	100.0	31,088		cases

Data type: numeric
 Missing-data codes: *--4
 Columns: 1727-1728

FHRINFH	Q75b-H Received AIDS info, other
----------------	---

PCT	PCT	N	VALUE	LABEL
VALID	ALL			
74.1	13.7	4,247	0	0=NO
25.9	4.8	1,483	1	1=OTHER INFO SOURCE
	39.6	12,296	-9	-9 = SKIP, INELIG, NA
	0.0	1	-7	-7 = DO NOT KNOW, UNSURE
	42.0	13,061	-5	-5 = SYSTEM MISSING
-----	-----	-----		
100.0	100.0	31,088		cases

Data type: numeric
 Missing-data codes: *--4
 Columns: 1729-1730

FHRRLA	Q76-A Got AIDS prevention info, last
---------------	---

31,088 cases (Range of valid codes: 0-900)

Data type: numeric
 Missing-data codes: *--4
 Columns: 1731-1733

FHRR30A Q76a-A Got AIDS prevention info, 30da

PCT	PCT	N	VALUE	LABEL
VALID	ALL			
38.0	5.7	1,775	0	
27.1	4.1	1,264	1	
12.2	1.8	570	2	
6.2	0.9	291	3	
4.7	0.7	220	4	
4.6	0.7	215	5	
0.9	0.1	44	6	
0.3	0.0	14	7	
0.7	0.1	35	8	
0.1	0.0	4	9	
2.4	0.4	114	10	
0.2	0.0	9	12	
0.0	0.0	1	13	
0.7	0.1	35	15	
0.0	0.0	1	16	
0.0	0.0	1	18	
0.5	0.1	22	20	
0.0	0.0	1	24	
0.1	0.0	5	25	
0.8	0.1	37	30	
0.0	0.0	1	40	
0.0	0.0	2	50	
0.1	0.0	3	60	
0.0	0.0	1	100	
0.0	0.0	1	150	
0.0	0.0	1	309	
0.0	0.0	1	500	
	43.2	13,431	-9	-9 = SKIP, INELIG, NA
	0.0	10	-7	-7 = DO NOT KNOW, UNSURE
	41.7	12,979	-5	-5 = SYSTEM MISSING

 100.0 100.0 31,088 cases

Data type: numeric
 Missing-data codes: *--4
 Columns: 1734-1736

FHRRLB	Q76-B Got bleach, last
---------------	-------------------------------

31,088 cases (Range of valid codes: 0-500)

Data type: numeric

Missing-data codes: *--4

Columns: 1737-1739

FHRR30B	Q76a-B Got bleach, 30da
----------------	--------------------------------

PCT	PCT	N	VALUE	LABEL
VALID	ALL			
44.3	3.5	1,101	0	
22.1	1.8	549	1	
13.6	1.1	338	2	
4.5	0.4	111	3	
7.1	0.6	177	4	
2.7	0.2	66	5	
0.9	0.1	22	6	
0.2	0.0	6	7	
0.9	0.1	23	8	
0.3	0.0	8	9	
1.4	0.1	36	10	
0.5	0.0	13	12	
0.0	0.0	1	13	
0.4	0.0	11	15	
0.1	0.0	2	16	
0.2	0.0	4	20	
0.0	0.0	1	24	
0.0	0.0	1	25	
0.5	0.0	12	30	
0.0	0.0	1	50	
0.0	0.0	1	60	
0.0	0.0	1	90	
0.0	0.0	1	100	
0.0	0.0	1	150	
	50.3	15,637	-9	-9 = SKIP, INELIG, NA
	0.0	3	-7	-7 = DO NOT KNOW, UNSURE
	41.7	12,961	-5	-5 = SYSTEM MISSING
-----	-----	-----		
100.0	100.0	31,088	cases	

Data type: numeric

Missing-data codes: *--4

Columns: 1740-1742

FHRRLC **Q76-C Got other materials, last**

31,088 cases (Range of valid codes: 0-500)

Data type: numeric
 Missing-data codes: *--4
 Columns: 1743-1745

FHRR30C **Q76a-C Got other materials, 30da**

PCT	PCT	N	VALUE	LABEL
VALID	ALL			
35.3	1.3	400	0	
20.0	0.7	227	1	
13.6	0.5	154	2	
6.2	0.2	70	3	
11.0	0.4	125	4	
3.7	0.1	42	5	
1.1	0.0	12	6	
0.5	0.0	6	7	
1.7	0.1	19	8	
0.8	0.0	9	9	
2.0	0.1	23	10	
0.1	0.0	1	11	
1.0	0.0	11	12	
0.1	0.0	1	13	
1.2	0.0	14	15	
0.2	0.0	2	16	
0.4	0.0	5	20	
0.2	0.0	2	24	
0.1	0.0	1	27	
0.5	0.0	6	30	
0.1	0.0	1	50	
0.1	0.0	1	90	
0.1	0.0	1	100	
0.1	0.0	1	150	
	54.7	17,001	-9	-9 = SKIP, INELIG, NA
	41.7	12,953	-5	-5 = SYSTEM MISSING
-----	-----	-----		
100.0	100.0	31,088	cases	

Data type: numeric
 Missing-data codes: *--4
 Columns: 1746-1748

FHRRLD **Q76-D Got clean needle, last**

31,088 cases (Range of valid codes: 0-306)

Data type: numeric

Missing-data codes: *--4

Columns: 1749-1751

FHRR30D **Q76a-D Got clean needle, 30da**

PCT VALID	PCT ALL	N	VALUE	LABEL
28.4	0.7	220	0	
20.2	0.5	156	1	
14.3	0.4	111	2	
5.8	0.1	45	3	
15.5	0.4	120	4	
3.0	0.1	23	5	
0.8	0.0	6	6	
0.4	0.0	3	7	
2.5	0.1	19	8	
0.8	0.0	6	9	
2.2	0.1	17	10	
1.0	0.0	8	12	
1.4	0.0	11	15	
1.0	0.0	8	20	
0.3	0.0	2	24	
0.1	0.0	1	25	
0.1	0.0	1	26	
0.1	0.0	1	27	
1.2	0.0	9	30	
0.1	0.0	1	36	
0.1	0.0	1	50	
0.3	0.0	2	60	
0.1	0.0	1	67	
0.1	0.0	1	100	
0.1	0.0	1	150	
	55.8	17,360	-9	-9 = SKIP, INELIG, NA
	0.0	1	-7	-7 = DO NOT KNOW, UNSURE
	41.7	12,953	-5	-5 = SYSTEM MISSING
-----	-----	-----		
100.0	100.0	31,088	cases	

Data type: numeric

Missing-data codes: *--4

Columns: 1752-1754

FHRRLE **Q76-E Got condom, latex, info, last**

31,088 cases (Range of valid codes: 0-900)

Data type: numeric
 Missing-data codes: *--4
 Columns: 1755-1757

FHRR30E **Q76a-E Got condom, latex, info, 30da**

PCT	PCT	N	VALUE	LABEL
VALID	ALL			
37.6	4.9	1,537	0	
24.3	3.2	995	1	
14.0	1.8	571	2	
5.3	0.7	215	3	
7.0	0.9	287	4	
4.5	0.6	185	5	
1.0	0.1	40	6	
0.3	0.0	13	7	
1.0	0.1	42	8	
0.1	0.0	5	9	
2.0	0.3	80	10	
0.5	0.1	20	12	
0.0	0.0	2	13	
0.0	0.0	1	14	
0.6	0.1	25	15	
0.2	0.0	7	16	
0.0	0.0	2	18	
0.4	0.1	18	20	
0.1	0.0	3	24	
0.0	0.0	2	25	
0.0	0.0	1	27	
0.6	0.1	26	30	
0.1	0.0	4	50	
0.1	0.0	3	60	
0.0	0.0	1	70	
0.0	0.0	1	75	
0.0	0.0	1	77	
0.0	0.0	2	100	
0.0	0.0	1	150	
0.0	0.0	1	500	
	45.0	14,005	-9	-9 = SKIP, INELIG, NA
	0.0	6	-7	-7 = DO NOT KNOW, UNSURE
	41.8	12,986	-5	-5 = SYSTEM MISSING
-----	-----	-----		
100.0	100.0	31,088	cases	

Data type: numeric
 Missing-data codes: *--4
 Columns: 1758-1760

FHRRLF

Q76-F Referred to drug treatment, last

PCT	PCT	N	VALUE	LABEL
VALID	ALL			
80.0	14.9	4,626	0	
13.4	2.5	775	1	
3.2	0.6	186	2	
1.2	0.2	72	3	
0.5	0.1	28	4	
0.4	0.1	23	5	
0.4	0.1	22	6	
0.1	0.0	5	7	
0.0	0.0	2	8	
0.1	0.0	3	9	
0.2	0.0	12	10	
0.0	0.0	1	11	
0.0	0.0	2	12	
0.0	0.0	1	15	
0.0	0.0	2	18	
0.1	0.0	5	20	
0.0	0.0	1	21	
0.1	0.0	5	24	
0.0	0.0	1	25	
0.0	0.0	1	26	
0.1	0.0	3	30	
0.0	0.0	1	48	
0.0	0.0	2	50	
0.0	0.0	1	60	
0.1	0.0	3	100	
0.0	0.0	1	150	
0.0	0.0	1	306	
	39.5	12,280	-9	-9 = SKIP, INELIG, NA
	0.0	4	-8	-8 = REFUSED
	0.1	34	-7	-7 = DO NOT KNOW, UNSURE
	41.8	12,985	-5	-5 = SYSTEM MISSING
-----	-----	-----		
100.0	100.0	31,088	cases	

Data type: numeric

Missing-data codes: *--4

Columns: 1761-1763

FHRR30F

Q76a-F Referred to drug treatment, 30da

PCT	PCT	N	VALUE	LABEL
VALID	ALL			
59.0	2.2	684	0	
29.5	1.1	342	1	
5.7	0.2	66	2	
2.4	0.1	28	3	
1.2	0.0	14	4	
0.4	0.0	5	5	
0.3	0.0	4	6	
0.1	0.0	1	7	
0.2	0.0	2	8	
0.5	0.0	6	10	
0.1	0.0	1	12	
0.1	0.0	1	15	
0.1	0.0	1	20	
0.1	0.0	1	25	
0.2	0.0	2	30	
0.1	0.0	1	100	
0.1	0.0	1	150	
	54.6	16,969	-9	-9 = SKIP, INELIG, NA
	0.0	2	-7	-7 = DO NOT KNOW, UNSURE
	41.7	12,957	-5	-5 = SYSTEM MISSING
-----	-----	-----		
100.0	100.0	31,088	cases	

Data type: numeric
 Missing-data codes: *--4
 Columns: 1764-1766

FHRRLG

Q76-G Referred to needle exchange, last

PCT VALID	PCT ALL	N	VALUE	LABEL
95.2	17.6	5,472	0	
2.9	0.5	169	1	
0.6	0.1	32	2	
0.2	0.0	14	3	
0.2	0.0	12	4	
0.2	0.0	14	5	
0.0	0.0	2	6	
0.0	0.0	1	7	
0.1	0.0	5	9	
0.1	0.0	5	10	
0.1	0.0	3	12	
0.0	0.0	2	15	
0.0	0.0	2	16	
0.1	0.0	3	20	
0.0	0.0	1	21	
0.1	0.0	4	24	
0.0	0.0	1	26	
0.0	0.0	2	30	
0.0	0.0	1	60	
0.0	0.0	1	90	
0.0	0.0	1	100	
0.0	0.0	1	150	
0.0	0.0	1	306	
	39.6	12,322	-9	-9 = SKIP, INELIG, NA
	0.0	4	-8	-8 = REFUSED
	0.1	32	-7	-7 = DO NOT KNOW, UNSURE
	41.8	12,981	-5	-5 = SYSTEM MISSING
-----	-----	-----		
100.0	100.0	31,088	cases	

Data type: numeric
 Missing-data codes: *--4
 Columns: 1767-1769

FHRR30G	Q76a-G Referred to needle exch, 30da
---------	--------------------------------------

PCT	PCT	N	VALUE	LABEL
VALID	ALL			
53.7	0.5	153	0	
25.3	0.2	72	1	
4.9	0.0	14	2	
2.5	0.0	7	3	
5.6	0.1	16	4	
2.8	0.0	8	5	
0.4	0.0	1	6	
1.8	0.0	5	9	
1.1	0.0	3	10	
0.7	0.0	2	15	
0.7	0.0	2	20	
0.4	0.0	1	150	
0.4	0.0	1	600	
	57.4	17,855	-9	-9 = SKIP, INELIG, NA
	0.0	1	-7	-7 = DO NOT KNOW, UNSURE
	41.6	12,947	-5	-5 = SYSTEM MISSING
-----	-----	-----		
100.0	100.0	31,088	cases	

Data type: numeric
 Missing-data codes: *--4
 Columns: 1770-1772

FHRR LH

Q76-H Referred for test, services, last

PCT VALID	PCT ALL	N	VALUE	LABEL
83.5	15.5	4,830	0	
10.2	1.9	590	1	
3.2	0.6	184	2	
1.0	0.2	58	3	
0.5	0.1	31	4	
0.5	0.1	28	5	
0.3	0.1	18	6	
0.1	0.0	3	7	
0.1	0.0	3	8	
0.0	0.0	2	9	
0.2	0.0	11	10	
0.0	0.0	1	11	
0.0	0.0	2	12	
0.0	0.0	1	15	
0.0	0.0	1	16	
0.1	0.0	3	20	
0.1	0.0	6	24	
0.0	0.0	1	27	
0.1	0.0	4	30	
0.0	0.0	1	48	
0.0	0.0	1	50	
0.0	0.0	2	60	
0.0	0.0	2	100	
0.0	0.0	1	150	
0.0	0.0	1	180	
0.0	0.0	1	306	
	39.5	12,281	-9	-9 = SKIP, INELIG, NA
	0.0	4	-8	-8 = REFUSED
	0.1	35	-7	-7 = DO NOT KNOW, UNSURE
	41.8	12,982	-5	-5 = SYSTEM MISSING

 100.0 100.0 31,088 cases

Data type: numeric
 Missing-data codes: *--4
 Columns: 1773-1775

FHRR30H **Q76a-H Referred for test/services, 30da**

PCT	PCT	N	VALUE	LABEL
VALID	ALL			
51.5	1.6	490	0	
35.5	1.1	338	1	
6.7	0.2	64	2	
2.6	0.1	25	3	
1.6	0.0	15	4	
0.6	0.0	6	5	
0.1	0.0	1	6	
0.2	0.0	2	8	
0.5	0.0	5	10	
0.1	0.0	1	12	
0.1	0.0	1	15	
0.3	0.0	3	30	
0.1	0.0	1	150	
	55.3	17,179	-9	-9 = SKIP, INELIG, NA
	0.0	1	-7	-7 = DO NOT KNOW, UNSURE
	41.7	12,956	-5	-5 = SYSTEM MISSING
-----	-----	-----		
100.0	100.0	31,088	cases	

Data type: numeric
 Missing-data codes: *--4
 Columns: 1776-1778

FHRRLI **Q76-I Clean works instruction, last**

31,088 cases (Range of valid codes: 0-800)

Data type: numeric
 Missing-data codes: *--4
 Columns: 1779-1781

FHRR30I	Q76a-I Clean works instruction, 30da
---------	--------------------------------------

PCT	PCT	N	VALUE	LABEL
VALID	ALL			
59.6	3.1	954	0	
20.0	1.0	320	1	
8.1	0.4	130	2	
3.1	0.2	49	3	
4.4	0.2	70	4	
1.2	0.1	20	5	
0.4	0.0	7	6	
0.1	0.0	1	7	
0.3	0.0	5	8	
0.4	0.0	7	9	
0.6	0.0	9	10	
0.3	0.0	5	12	
0.1	0.0	1	13	
0.5	0.0	8	15	
0.2	0.0	3	20	
0.1	0.0	2	24	
0.1	0.0	1	25	
0.1	0.0	1	29	
0.2	0.0	4	30	
0.1	0.0	1	50	
0.1	0.0	1	100	
0.1	0.0	1	150	
	53.2	16,529	-9	-9 = SKIP, INELIG, NA
	41.7	12,959	-5	-5 = SYSTEM MISSING
-----	-----	-----		
100.0	100.0	31,088	cases	

Data type: numeric
Missing-data codes: *--4
Columns: 1782-1784

FHRR1J	Q76-J Condom use instruction, last
--------	------------------------------------

31,088 cases (Range of valid codes: 0-500)

Data type: numeric
Missing-data codes: *--4
Columns: 1785-1787

FHRR30J

Q76a-J Condom use instruction, 30da

PCT	PCT	N	VALUE	LABEL
VALID	ALL			
56.8	3.9	1,202	0	
24.0	1.6	509	1	
7.9	0.5	168	2	
3.1	0.2	65	3	
3.6	0.2	77	4	
1.1	0.1	24	5	
0.5	0.0	10	6	
0.1	0.0	3	7	
0.3	0.0	7	8	
0.1	0.0	2	9	
1.0	0.1	22	10	
0.2	0.0	5	12	
0.0	0.0	1	13	
0.3	0.0	6	15	
0.0	0.0	1	16	
0.0	0.0	1	18	
0.1	0.0	2	20	
0.1	0.0	3	24	
0.0	0.0	1	25	
0.2	0.0	4	30	
0.0	0.0	1	50	
0.0	0.0	1	100	
0.0	0.0	1	150	
0.0	0.0	1	249	
	51.4	15,978	-9	-9 = SKIP, INELIG, NA
	41.8	12,993	-5	-5 = SYSTEM MISSING
-----	-----	-----		
100.0	100.0	31,088	cases	

Data type: numeric
 Missing-data codes: *--4
 Columns: 1788-1790

FHBC6MA	Q76b-A Use of drugs changed, 6mo
----------------	---

PCT	PCT	N	VALUE	LABEL
VALID	ALL			
9.8	4.1	1,262	1	1=INCREASED
52.5	21.8	6,786	2	2=DECREASED
11.1	4.6	1,438	3	3=STOPPED
26.6	11.0	3,434	4	4=NOT CHANGED
	0.2	70	-9	-9 = SKIP, INELIG, NA
	0.0	1	-8	-8 = REFUSED
	0.0	2	-7	-7 = DO NOT KNOW, UNSURE
	58.2	18,095	-5	-5 = SYSTEM MISSING
-----	-----	-----		
100.0	100.0	31,088		cases

Data type: numeric
Missing-data codes: *--4
Columns: 1791-1792

FHBC30A	Q76c-A Use of drugs changed, 30da
----------------	--

PCT	PCT	N	VALUE	LABEL
VALID	ALL			
7.4	4.3	1,323	1	1=INCREASED
34.1	19.5	6,069	2	2=DECREASED
8.0	4.6	1,415	3	3=STOPPED
50.4	28.8	8,965	4	4=NOT CHANGED
	0.8	235	-9	-9 = SKIP, INELIG, NA
	0.0	1	-8	-8 = REFUSED
	0.0	14	-7	-7 = DO NOT KNOW, UNSURE
	42.0	13,066	-5	-5 = SYSTEM MISSING
-----	-----	-----		
100.0	100.0	31,088		cases

Data type: numeric
Missing-data codes: *--4
Columns: 1793-1794

FHBC6MB Q76b-B Use of inj. drugs changed, 6mo

PCT	PCT	N	VALUE	LABEL
VALID	ALL			
9.6	2.4	747	1	1=INCREASED
40.3	10.1	3,138	2	2=DECREASED
20.7	5.2	1,611	3	3=STOPPED
29.5	7.4	2,296	4	4=NOT CHANGED
	16.7	5,189	-9	-9 = SKIP, INELIG, NA
	0.0	3	-8	-8 = REFUSED
	0.0	5	-7	-7 = DO NOT KNOW, UNSURE
	58.2	18,099	-5	-5 = SYSTEM MISSING
-----	-----	-----		
100.0	100.0	31,088		cases

Data type: numeric
 Missing-data codes: *--4
 Columns: 1795-1796

FHBC30B Q76c-B Use of inj. drugs changed, 30da

PCT	PCT	N	VALUE	LABEL
VALID	ALL			
7.2	2.4	745	1	1=INCREASED
24.7	8.2	2,564	2	2=DECREASED
13.8	4.6	1,431	3	3=STOPPED
54.4	18.2	5,645	4	4=NOT CHANGED
	24.5	7,616	-9	-9 = SKIP, INELIG, NA
	0.0	6	-8	-8 = REFUSED
	0.0	11	-7	-7 = DO NOT KNOW, UNSURE
	42.0	13,070	-5	-5 = SYSTEM MISSING
-----	-----	-----		
100.0	100.0	31,088		cases

Data type: numeric
 Missing-data codes: *--4
 Columns: 1797-1798

FHBC6MC	Q76b-C Use others' needles changed, 6mo
----------------	--

PCT	PCT	N	VALUE	LABEL
VALID	ALL			
2.5	0.5	158	1	1=INCREASED
20.2	4.1	1,283	2	2=DECREASED
30.7	6.3	1,953	3	3=STOPPED
46.6	9.5	2,966	4	4=NOT CHANGED
	21.2	6,606	-9	-9 = SKIP, INELIG, NA
	0.0	6	-8	-8 = REFUSED
	0.0	11	-7	-7 = DO NOT KNOW, UNSURE
	58.2	18,105	-5	-5 = SYSTEM MISSING
-----	-----	-----		
100.0	100.0	31,088		cases

Data type: numeric
Missing-data codes: *--4
Columns: 1799-1800

FHBC30C	Q76c-C Use others' needles changed, 30d
----------------	--

PCT	PCT	N	VALUE	LABEL
VALID	ALL			
2.3	0.6	199	1	1=INCREASED
10.4	2.8	886	2	2=DECREASED
18.3	5.0	1,559	3	3=STOPPED
69.0	18.9	5,881	4	4=NOT CHANGED
	30.3	9,425	-9	-9 = SKIP, INELIG, NA
	0.0	9	-8	-8 = REFUSED
	0.1	18	-7	-7 = DO NOT KNOW, UNSURE
	42.2	13,111	-5	-5 = SYSTEM MISSING
-----	-----	-----		
100.0	100.0	31,088		cases

Data type: numeric
Missing-data codes: *--4
Columns: 1801-1802

FHBC6MD Q76b-D Use of bleach changed, 6mo

PCT	PCT	N	VALUE	LABEL
VALID	ALL			
28.3	6.4	1,987	1	1=INCREASED
6.2	1.4	433	2	2=DECREASED
16.3	3.7	1,148	3	3=STOPPED
49.2	11.1	3,458	4	4=NOT CHANGED
	19.1	5,944	-9	-9 = SKIP, INELIG, NA
	0.0	4	-8	-8 = REFUSED
	0.0	10	-7	-7 = DO NOT KNOW, UNSURE
	58.2	18,104	-5	-5 = SYSTEM MISSING
-----	-----	-----		
100.0	100.0	31,088	cases	

Data type: numeric
 Missing-data codes: *--4
 Columns: 1803-1804

FHBC30D Q76c-D Use of bleach changed, 30da

PCT	PCT	N	VALUE	LABEL
VALID	ALL			
15.5	4.7	1,467	1	1=INCREASED
3.8	1.2	358	2	2=DECREASED
10.0	3.0	943	3	3=STOPPED
70.7	21.5	6,675	4	4=NOT CHANGED
	27.5	8,546	-9	-9 = SKIP, INELIG, NA
	0.0	7	-8	-8 = REFUSED
	0.0	14	-7	-7 = DO NOT KNOW, UNSURE
	42.1	13,078	-5	-5 = SYSTEM MISSING
-----	-----	-----		
100.0	100.0	31,088	cases	

Data type: numeric
 Missing-data codes: *--4
 Columns: 1805-1806

FHBC6ME	Q76b-E Sex encounters changed, 6mo
----------------	---

PCT	PCT	N	VALUE	LABEL
VALID	ALL			
5.9	2.3	722	1	1=INCREASED
27.5	10.9	3,374	2	2=DECREASED
9.8	3.9	1,205	3	3=STOPPED
56.8	22.4	6,967	4	4=NOT CHANGED
	2.2	698	-9	-9 = SKIP, INELIG, NA
	0.0	2	-8	-8 = REFUSED
	0.0	10	-7	-7 = DO NOT KNOW, UNSURE
	58.3	18,110	-5	-5 = SYSTEM MISSING
-----	-----	-----		
100.0	100.0	31,088		cases

Data type: numeric
Missing-data codes: *--4
Columns: 1807-1808

FHBC30E	Q76c-E Sex encounters changed, 30da
----------------	--

PCT	PCT	N	VALUE	LABEL
VALID	ALL			
3.1	1.7	522	1	1=INCREASED
15.5	8.4	2,624	2	2=DECREASED
7.9	4.3	1,331	3	3=STOPPED
73.5	40.0	12,424	4	4=NOT CHANGED
	3.5	1,094	-9	-9 = SKIP, INELIG, NA
	0.0	2	-8	-8 = REFUSED
	0.1	17	-7	-7 = DO NOT KNOW, UNSURE
	42.1	13,074	-5	-5 = SYSTEM MISSING
-----	-----	-----		
100.0	100.0	31,088		cases

Data type: numeric
Missing-data codes: *--4
Columns: 1809-1810

FHBC6MF Q76b-F Use of condoms changed, 6mo

PCT	PCT	N	VALUE	LABEL
VALID	ALL			
21.4	8.3	2,584	1	1=INCREASED
6.8	2.6	815	2	2=DECREASED
5.3	2.0	636	3	3=STOPPED
66.6	25.8	8,034	4	4=NOT CHANGED
	2.9	897	-9	-9 = SKIP, INELIG, NA
	0.0	6	-8	-8 = REFUSED
	0.0	14	-7	-7 = DO NOT KNOW, UNSURE
	58.2	18,102	-5	-5 = SYSTEM MISSING
-----	-----	-----		
100.0	100.0	31,088		cases

Data type: numeric
 Missing-data codes: *--4
 Columns: 1811-1812

FHBC30F Q76c-F Use of condoms changed, 30da

PCT	PCT	N	VALUE	LABEL
VALID	ALL			
11.1	5.9	1,843	1	1=INCREASED
4.1	2.2	687	2	2=DECREASED
4.3	2.3	708	3	3=STOPPED
80.5	42.9	13,340	4	4=NOT CHANGED
	4.6	1,439	-9	-9 = SKIP, INELIG, NA
	0.0	7	-8	-8 = REFUSED
	0.1	23	-7	-7 = DO NOT KNOW, UNSURE
	41.9	13,041	-5	-5 = SYSTEM MISSING
-----	-----	-----		
100.0	100.0	31,088		cases

Data type: numeric
 Missing-data codes: *--4
 Columns: 1813-1814

FHBC6MG	Q76b-G Sexual activities changed, 6mo
----------------	--

PCT	PCT	N	VALUE	LABEL
VALID	ALL			
3.0	1.2	368	1	1=INCREASED
12.7	5.0	1,562	2	2=DECREASED
5.7	2.3	700	3	3=STOPPED
78.6	31.1	9,666	4	4=NOT CHANGED
	2.2	670	-9	-9 = SKIP, INELIG, NA
	0.0	5	-8	-8 = REFUSED
	0.0	14	-7	-7 = DO NOT KNOW, UNSURE
	58.2	18,103	-5	-5 = SYSTEM MISSING
-----	-----	-----		
100.0	100.0	31,088		cases

Data type: numeric
 Missing-data codes: *--4
 Columns: 1815-1816

FHBC30G	Q76c-G Sexual activities changed, 30da
----------------	---

PCT	PCT	N	VALUE	LABEL
VALID	ALL			
1.9	1.0	321	1	1=INCREASED
7.3	4.0	1,230	2	2=DECREASED
4.5	2.4	753	3	3=STOPPED
86.3	46.8	14,549	4	4=NOT CHANGED
	3.8	1,167	-9	-9 = SKIP, INELIG, NA
	0.0	6	-8	-8 = REFUSED
	0.1	28	-7	-7 = DO NOT KNOW, UNSURE
	41.9	13,034	-5	-5 = SYSTEM MISSING
-----	-----	-----		
100.0	100.0	31,088		cases

Data type: numeric
 Missing-data codes: *--4
 Columns: 1817-1818

FIJAILD Q78 Days in jail-prison, last 30da

PCT VALID	PCT ALL	N	VALUE	LABEL
88.0	49.9	15,523	0	
2.4	1.4	431	1	
1.0	0.6	179	2	
0.8	0.5	144	3	
0.4	0.2	77	4	
0.5	0.3	92	5	
0.2	0.1	38	6	
0.3	0.2	52	7	
0.2	0.1	32	8	
0.1	0.1	18	9	
0.4	0.2	67	10	
0.1	0.0	10	11	
0.1	0.1	24	12	
0.1	0.0	13	13	
0.4	0.2	75	14	
0.2	0.1	42	15	
0.1	0.1	16	16	
0.1	0.0	15	17	
0.1	0.1	20	18	
0.1	0.0	11	19	
0.2	0.1	40	20	
0.3	0.2	47	21	
0.1	0.1	22	22	
0.1	0.1	21	23	
0.1	0.1	20	24	
0.2	0.1	38	25	
0.1	0.1	26	26	
0.2	0.1	39	27	
0.2	0.1	38	28	
0.2	0.1	35	29	
2.4	1.4	425	30	
	0.0	15	-9	-9 = SKIP, INELIG, NA
	0.0	1	-8	-8 = REFUSED
	0.0	3	-7	-7 = DO NOT KNOW, UNSURE
	43.2	13,439	-5	-5 = SYSTEM MISSING
-----	-----	-----		
100.0	100.0	31,088	cases	

Data type: numeric
 Missing-data codes: *--4
 Columns: 1823-1824

FJWORK Q79 Current work situation

PCT VALID	PCT ALL	N	VALUE	LABEL
31.8	18.5	5,764	1	1=UNEMPLOYED, LOOK
16.6	9.7	3,002	2	2=UNEMPL, NOT LOOK
14.3	8.3	2,582	3	3=FULL TIME JOB
15.0	8.7	2,712	4	4=PART TIME JOB
0.8	0.5	146	5	5=STRIKE, SICK...
2.5	1.4	449	6	6=HOMEMAKER
0.8	0.4	139	7	7=IN SCHOOL ONLY
0.8	0.5	148	8	8=RETIRED
13.2	7.7	2,390	9	9=DISABLED
2.3	1.3	411	10	10=IN PRISON
0.0	0.0	0	11	11=IN MILITARY
2.1	1.2	375	12	12=SOMETHING ELSE
	41.7	12,970	-5	-5 = SYSTEM MISSING
-----	-----	-----		
100.0	100.0	31,088		cases

Data type: numeric
 Missing-data codes: *--4
 Columns: 1825-1826

FJINCA Q80-A \$ from paid job, salary, business

PCT VALID	PCT ALL	N	VALUE	LABEL
66.4	38.7	12,016	0	0=NO
33.6	19.6	6,081	1	1=PAID JOB, SALARY
	0.0	6	-8	-8 = REFUSED
	0.0	1	-7	-7 = DO NOT KNOW, UNSURE
	41.8	12,984	-5	-5 = SYSTEM MISSING
-----	-----	-----		
100.0	100.0	31,088		cases

Data type: numeric
 Missing-data codes: *--4
 Columns: 1827-1828

FJINCB	Q80-B \$ from welfare, afdc, food stamps
---------------	---

PCT	PCT	N	VALUE	LABEL
VALID	ALL			
61.6	35.8	11,141	0	0=NO
38.4	22.4	6,955	1	1=WELFARE, PUBASST
	0.0	5	-8	-8 = REFUSED
	0.0	2	-7	-7 = DO NOT KNOW, UNSURE
	41.8	12,985	-5	-5 = SYSTEM MISSING
-----	-----	-----		
100.0	100.0	31,088		cases

Data type: numeric
Missing-data codes: *--4
Columns: 1829-1830

FJINCC	Q80-C \$ from social security, disabilit
---------------	---

PCT	PCT	N	VALUE	LABEL
VALID	ALL			
84.0	48.9	15,193	0	0=NO
16.0	9.3	2,901	1	1=SS, DISAB, WC
	0.0	6	-8	-8 = REFUSED
	0.0	3	-7	-7 = DO NOT KNOW, UNSURE
	41.8	12,985	-5	-5 = SYSTEM MISSING
-----	-----	-----		
100.0	100.0	31,088		cases

Data type: numeric
Missing-data codes: *--4
Columns: 1831-1832

FJINCD Q80-D \$ from unemployment compensation

PCT	PCT	N	VALUE	LABEL
VALID	ALL			
97.7	56.9	17,677	0	0=NO
2.3	1.3	417	1	1=UNEMPLOYMENT
	0.0	6	-8	-8 = REFUSED
	0.0	1	-7	-7 = DO NOT KNOW, UNSURE
	41.8	12,987	-5	-5 = SYSTEM MISSING
-----	-----	-----		
100.0	100.0	31,088		cases

Data type: numeric
 Missing-data codes: *--4
 Columns: 1833-1834

FJINCE Q80-E \$ from spouse, family, friend

PCT	PCT	N	VALUE	LABEL
VALID	ALL			
70.0	40.8	12,674	0	0=NO
30.0	17.4	5,421	1	1=FAMILY, FRIEND
	0.0	6	-8	-8 = REFUSED
	0.0	1	-7	-7 = DO NOT KNOW, UNSURE
	41.8	12,986	-5	-5 = SYSTEM MISSING
-----	-----	-----		
100.0	100.0	31,088		cases

Data type: numeric
 Missing-data codes: *--4
 Columns: 1835-1836

FJINCF	Q80-F \$ from sell/trade goods, barter
---------------	---

PCT	PCT	N	VALUE	LABEL
VALID	ALL			
89.5	52.1	16,188	0	0=NO
10.5	6.1	1,902	1	1=SELL/TRADE/BARTR
	0.0	7	-8	-8 = REFUSED
	0.0	2	-7	-7 = DO NOT KNOW, UNSURE
	41.8	12,989	-5	-5 = SYSTEM MISSING
-----	-----	-----		
100.0	100.0	31,088		cases

Data type: numeric
 Missing-data codes: *--4
 Columns: 1837-1838

FJINCG	Q80-G \$ from alimony or child support
---------------	---

PCT	PCT	N	VALUE	LABEL
VALID	ALL			
99.0	57.6	17,895	0	0=NO
1.0	0.6	187	1	1=ALIMONY, CH SUP
	0.0	6	-8	-8 = REFUSED
	0.0	1	-7	-7 = DO NOT KNOW, UNSURE
	41.8	12,999	-5	-5 = SYSTEM MISSING
-----	-----	-----		
100.0	100.0	31,088		cases

Data type: numeric
 Missing-data codes: *--4
 Columns: 1839-1840

FJINCH Q80-H \$ from illegal activity

PCT	PCT	N	VALUE	LABEL
VALID	ALL			
84.4	49.1	15,268	0	0=NO
15.6	9.0	2,813	1	1=ILLEGAL ACTIVITY
	0.1	16	-8	-8 = REFUSED
	0.0	1	-7	-7 = DO NOT KNOW, UNSURE
	41.8	12,990	-5	-5 = SYSTEM MISSING
-----	-----	-----		
100.0	100.0	31,088		cases

Data type: numeric
 Missing-data codes: *--4
 Columns: 1841-1842

FJINCI Q80-I \$ from prostitution

PCT	PCT	N	VALUE	LABEL
VALID	ALL			
95.5	55.5	17,267	0	0=NO
4.5	2.6	811	1	1=PROSTITUTION
	0.0	7	-8	-8 = REFUSED
	0.0	1	-7	-7 = DO NOT KNOW, UNSURE
	41.8	13,002	-5	-5 = SYSTEM MISSING
-----	-----	-----		
100.0	100.0	31,088		cases

Data type: numeric
 Missing-data codes: *--4
 Columns: 1843-1844

FJINCJ	Q80-J Income from other
---------------	--------------------------------

PCT	PCT	N	VALUE	LABEL
VALID	ALL			
89.7	52.0	16,158	0	0=NO
10.3	6.0	1,864	1	1=YES, OTHER MONEY
	0.0	6	-8	-8 = REFUSED
	0.0	1	-7	-7 = DO NOT KNOW, UNSURE
	42.0	13,059	-5	-5 = SYSTEM MISSING
-----	-----	-----		
100.0	100.0	31,088		cases

Data type: numeric
Missing-data codes: *--4
Columns: 1845-1846

FJINCOME	Q80a Money made in the last month
-----------------	--

PCT	PCT	N	VALUE	LABEL
VALID	ALL			
29.7	17.2	5,349	0	0= Less than \$250
28.0	16.2	5,037	1	1= \$250-\$499
26.3	15.2	4,732	2	2= \$500-\$999
10.9	6.3	1,969	3	3= \$1000-\$1999
3.6	2.1	648	4	4= \$2000-\$3999
1.6	0.9	285	5	5= \$4000 or more
	0.1	30	-8	-8 = REFUSED
	0.1	40	-7	-7 = DO NOT KNOW, UNSURE
	41.8	12,998	-5	-5 = SYSTEM MISSING
-----	-----	-----		
100.0	100.0	31,088		cases

Data type: numeric
Missing-data codes: *--4
Columns: 1847-1848

FJENDH **End time -- hours**

PCT	PCT	N	VALUE	LABEL
VALID	ALL			
12.3	7.1	2,220	1	
16.3	9.5	2,948	2	
12.1	7.0	2,185	3	
5.0	2.9	910	4	
1.1	0.7	206	5	
0.4	0.2	71	6	
0.1	0.1	26	7	
0.8	0.5	152	8	
8.3	4.8	1,504	9	
16.7	9.7	3,017	10	
17.0	9.9	3,064	11	
9.8	5.7	1,763	12	
	41.9	13,022	-5	-5 = SYSTEM MISSING
-----	-----	-----		
100.0	100.0	31,088	cases	

Data type: numeric
 Missing-data codes: *--4
 Columns: 1849-1850

FJENDM **End time -- minutes**

31,088 cases (Range of valid codes: 0-59)
 Data type: numeric
 Missing-data codes: *--4
 Columns: 1851-1852

FJENDT **End time -- AM (1) or PM (2)**

PCT	PCT	N	VALUE	LABEL
VALID	ALL			
42.6	24.8	7,702	1	1=AM
57.4	33.4	10,370	2	2=PM
	41.9	13,016	-5	-5 = SYSTEM MISSING
-----	-----	-----		
100.0	100.0	31,088	cases	

Data type: numeric
 Missing-data codes: *--4
 Columns: 1853-1854

FKUNDER	1 Respondent difficulty w questions
----------------	--

PCT	PCT	N	VALUE	LABEL
VALID	ALL			
97.3	56.4	17,534	0	0=NO
1.6	0.9	281	1	1=YES, SOME TIME
1.1	0.6	199	2	2=YES, MOST TIME
	0.0	7	-7	-7 = DO NOT KNOW, UNSURE
	42.0	13,067	-5	-5 = SYSTEM MISSING
-----	-----	-----		
100.0	100.0	31,088		cases

Data type: numeric
Missing-data codes: *--4
Columns: 1855-1856

FKHONEST	2 Respondent was honest
-----------------	--------------------------------

PCT	PCT	N	VALUE	LABEL
VALID	ALL			
0.6	0.3	101	0	0=NO
2.3	1.3	409	1	1=YES, SOME TIME
97.2	56.2	17,457	2	2=YES, MOST TIME
	0.2	53	-7	-7 = DO NOT KNOW, UNSURE
	42.0	13,068	-5	-5 = SYSTEM MISSING
-----	-----	-----		
100.0	100.0	31,088		cases

Data type: numeric
Missing-data codes: *--4
Columns: 1857-1858

FKANSWER 3 Respondent able to answer questions

PCT	PCT	N	VALUE	LABEL
VALID	ALL			
0.3	0.2	59	0	0=NO
1.6	0.9	294	1	1=YES, SOME TIME
98.0	56.8	17,657	2	2=YES, MOST TIME
	0.0	8	-7	-7 = DO NOT KNOW, UNSURE
	42.0	13,070	-5	-5 = SYSTEM MISSING
-----	-----	-----		
100.0	100.0	31,088		cases

Data type: numeric
 Missing-data codes: *--4
 Columns: 1859-1860

FKACCUR 4 Confident about accuracy of answer

PCT	PCT	N	VALUE	LABEL
VALID	ALL			
0.9	0.5	156	0	0=NO
2.6	1.5	464	1	1=YES, SOME TIME
96.5	55.8	17,337	2	2=YES, MOST TIME
	0.2	60	-7	-7 = DO NOT KNOW, UNSURE
	42.0	13,071	-5	-5 = SYSTEM MISSING
-----	-----	-----		
100.0	100.0	31,088		cases

Data type: numeric
 Missing-data codes: *--4
 Columns: 1861-1862

FCINJ3M	Q21b How often injected last 3 months
----------------	--

PCT	PCT	N	VALUE	LABEL
VALID	ALL			
1.1	0.1	20	10	10 = NEVER/NONE
14.0	0.8	261	20	20 = <4 TIMES/MONTH
5.1	0.3	95	30	30 = 1 TIME/WEEK
16.1	1.0	301	40	40 = 2-6 TIMES/WEEK
9.7	0.6	181	50	50 = 1 TIME/DAY
38.0	2.3	709	60	60 = 2-3 TIMES/DAY
16.1	1.0	300	70	70 = 4+ TIMES/DAY
	10.5	3,253	-9	-9 = SKIP, INELIG, NA
	0.0	1	-7	-7 = DO NOT KNOW, UNSURE
	83.5	25,967	-5	-5 = SYSTEM MISSING
-----	-----	-----		
100.0	100.0	31,088	cases	

Data type: numeric
 Missing-data codes: *--4
 Columns: 1863-1864

FCTUSED3	Q21d Times know used works used, last 3m
-----------------	---

31,088 cases (Range of valid codes: 0-998)

Data type: numeric
 Missing-data codes: *--4
 Columns: 1865-1867

FCTGIVE3	Q21e Times gave taste/\$ to use works, 3mo
-----------------	---

31,088 cases (Range of valid codes: 0-998)

Data type: numeric
 Missing-data codes: *--4
 Columns: 1868-1870

FEDT3MA **Q23b-A Enrolled methadone detox, 3mo**

PCT VALID	PCT ALL	N	VALUE	LABEL
87.5	1.3	412	0	0=NO METH DTX-3 MO
12.5	0.2	59	1	1=METH DTX-3 MO
	15.0	4,667	-9	-9 = SKIP, INELIG, NA
	83.5	25,950	-5	-5 = SYSTEM MISSING
-----	-----	-----		
100.0	100.0	31,088	cases	

Data type: numeric
 Missing-data codes: *--4
 Columns: 1871-1872

FEDTD3MA **Q23c-A Days in methadone detox, 3mo**

PCT VALID	PCT ALL	N	VALUE	LABEL
1.7	0.0	1	0	
5.1	0.0	3	1	
5.1	0.0	3	2	
3.4	0.0	2	3	
1.7	0.0	1	4	
6.8	0.0	4	5	
5.1	0.0	3	6	
13.6	0.0	8	7	
8.5	0.0	5	8	
1.7	0.0	1	10	
3.4	0.0	2	11	
5.1	0.0	3	14	
1.7	0.0	1	15	
1.7	0.0	1	20	
6.8	0.0	4	21	
8.5	0.0	5	30	
8.5	0.0	5	60	
10.2	0.0	6	90	
1.7	0.0	1	150	
	16.3	5,079	-9	-9 = SKIP, INELIG, NA
	83.5	25,950	-5	-5 = SYSTEM MISSING
-----	-----	-----		
100.0	100.0	31,088	cases	

Data type: numeric
 Missing-data codes: *--4
 Columns: 1873-1875

FEDT3MB	Q23b-B Enrolled methadone maint., 3mo
----------------	--

PCT	PCT	N	VALUE	LABEL
VALID	ALL			
79.7	1.8	556	0	0=NO METH MNT-3 MO
20.3	0.5	142	1	1=METH MNT-3 MO
	14.3	4,440	-9	-9 = SKIP, INELIG, NA
	83.5	25,950	-5	-5 = SYSTEM MISSING
-----	-----	-----		
100.0	100.0	31,088		cases

Data type: numeric
 Missing-data codes: *--4
 Columns: 1876-1877

FEDTD3MB	Q23c-B Days in methadone maint., 3mo
-----------------	---

31,088 cases (Range of valid codes: 0-140)

Data type: numeric
 Missing-data codes: *--4
 Columns: 1878-1880

FEDT3MC	Q23b-C Enrolled outpt drug free, 3mo
----------------	---

PCT	PCT	N	VALUE	LABEL
VALID	ALL			
81.1	2.2	686	0	0=NO OUTP DFR-3 MO
18.9	0.5	160	1	1=OUTP DG FR-3 MO
	13.8	4,290	-9	-9 = SKIP, INELIG, NA
	0.0	1	-7	-7 = DO NOT KNOW, UNSURE
	83.5	25,951	-5	-5 = SYSTEM MISSING
-----	-----	-----		
100.0	100.0	31,088		cases

Data type: numeric
 Missing-data codes: *--4
 Columns: 1881-1882

FEDTD3MC Q23c-C Days in outpt drug-free, 3mo

31,088 cases (Range of valid codes: 1-120)

Data type: numeric
 Missing-data codes: *--4
 Columns: 1883-1885

FEDT3MD Q23b-D Enrolled residential tx, 3mo

PCT	PCT	N	VALUE	LABEL
VALID	ALL			
85.7	4.7	1,465	0	0=NO RESID TX-3 MO
14.3	0.8	244	1	1=RESID TX-3 MO
	11.0	3,426	-9	-9 = SKIP, INELIG, NA
	83.5	25,953	-5	-5 = SYSTEM MISSING
-----	-----	-----		
100.0	100.0	31,088		cases

Data type: numeric
 Missing-data codes: *--4
 Columns: 1886-1887

FEDTD3MD Q23c-D Days in residential tx, 3mo

31,088 cases (Range of valid codes: 0-120)

Data type: numeric
 Missing-data codes: *--4
 Columns: 1888-1890

FEDT3ME Q23b-E Enrolled prison/jail tx, 3mo

PCT	PCT	N	VALUE	LABEL
VALID	ALL			
87.9	1.2	363	0	0=NO JAIL TX-3 MO
12.1	0.2	50	1	1=JAIL TX-3 MO
	15.2	4,725	-9	-9 = SKIP, INELIG, NA
	83.5	25,950	-5	-5 = SYSTEM MISSING
-----	-----	-----		
100.0	100.0	31,088		cases

Data type: numeric
 Missing-data codes: *--4
 Columns: 1891-1892

FEDTD3ME **Q23c-E Days in prison, jail tx, 3mo**

PCT	PCT	N	VALUE	LABEL
VALID	ALL			
4.1	0.0	2	2	
2.0	0.0	1	3	
6.1	0.0	3	4	
2.0	0.0	1	5	
6.1	0.0	3	7	
2.0	0.0	1	8	
8.2	0.0	4	10	
2.0	0.0	1	11	
6.1	0.0	3	14	
2.0	0.0	1	15	
2.0	0.0	1	20	
2.0	0.0	1	21	
4.1	0.0	2	28	
16.3	0.0	8	30	
2.0	0.0	1	37	
2.0	0.0	1	45	
2.0	0.0	1	54	
18.4	0.0	9	60	
2.0	0.0	1	69	
2.0	0.0	1	75	
2.0	0.0	1	80	
2.0	0.0	1	88	
2.0	0.0	1	90	
	16.4	5,088	-9	-9 = SKIP, INELIG, NA
	83.5	25,951	-5	-5 = SYSTEM MISSING
-----	-----	-----		
100.0	100.0	31,088	cases	

Data type: numeric
 Missing-data codes: *--4
 Columns: 1893-1894

FEDT3MF **Q23b-F Enrolled other drug tx, 3mo**

PCT	PCT	N	VALUE	LABEL
VALID	ALL			
76.1	0.9	268	0	0=NO OTH DTX-3 MO
23.9	0.3	84	1	1=OTHER DTX-3 MO
	15.4	4,784	-9	-9 = SKIP, INELIG, NA
	83.5	25,952	-5	-5 = SYSTEM MISSING
-----	-----	-----		
100.0	100.0	31,088	cases	

Data type: numeric
 Missing-data codes: *--4
 Columns: 1895-1896

FEDTD3MF **Q23c-F Days in other drug tx, 3mo**

PCT VALID	PCT ALL	N	VALUE	LABEL
1.2	0.0	1	0	
3.6	0.0	3	1	
4.8	0.0	4	2	
3.6	0.0	3	3	
1.2	0.0	1	4	
10.7	0.0	9	5	
2.4	0.0	2	6	
25.0	0.1	21	7	
1.2	0.0	1	8	
2.4	0.0	2	9	
2.4	0.0	2	10	
1.2	0.0	1	11	
2.4	0.0	2	12	
8.3	0.0	7	14	
2.4	0.0	2	15	
1.2	0.0	1	16	
2.4	0.0	2	21	
1.2	0.0	1	28	
6.0	0.0	5	30	
1.2	0.0	1	39	
1.2	0.0	1	45	
3.6	0.0	3	50	
1.2	0.0	1	52	
3.6	0.0	3	60	
1.2	0.0	1	64	
4.8	0.0	4	90	
	16.3	5,054	-9	-9 = SKIP, INELIG, NA
	83.5	25,950	-5	-5 = SYSTEM MISSING
-----	-----	-----		
100.0	100.0	31,088	cases	

Data type: numeric
 Missing-data codes: *--4
 Columns: 1897-1898

FFSEXP3M **Q25a No. diff people had sex with, 3mo**

31,088 cases (Range of valid codes: 0-1,350)

Data type: numeric
 Missing-data codes: *--4
 Columns: 1899-1902

FFSEXI3M	Q25b No. SPs were injectors, 3mo
-----------------	---

PCT	PCT	N	VALUE	LABEL
VALID	ALL			
81.7	11.6	3,607	0	
15.3	2.2	675	1	
1.7	0.2	76	2	
0.6	0.1	28	3	
0.3	0.0	12	4	
0.2	0.0	8	5	
0.0	0.0	2	8	
0.0	0.0	2	10	
0.0	0.0	1	11	
0.0	0.0	1	21	
0.0	0.0	1	30	
0.0	0.0	1	80	
	2.2	692	-9	-9 = SKIP, INELIG, NA
	0.1	28	-7	-7 = DO NOT KNOW, UNSURE
	83.5	25,954	-5	-5 = SYSTEM MISSING
-----	-----	-----		
100.0	100.0	31,088	cases	

Data type: numeric
Missing-data codes: *--4
Columns: 1903-1904

FFOSEX3M	Q25c How often had sex in last 3 mons
-----------------	--

PCT	PCT	N	VALUE	LABEL
VALID	ALL			
0.9	0.1	39	10	10 = NEVER/NONE
29.0	4.1	1,284	20	20 = <4 TIMES/MONTH
22.2	3.2	985	30	30 = 1 TIME/WEEK
32.5	4.6	1,440	40	40 = 2-6 TIMES/WEEK
7.7	1.1	343	50	50 = 1 TIME/DAY
6.0	0.8	264	60	60 = 2-3 TIMES/DAY
1.7	0.2	77	70	70 = 4+ TIMES/DAY
	2.2	692	-9	-9 = SKIP, INELIG, NA
	0.0	6	-7	-7 = DO NOT KNOW, UNSURE
	83.5	25,958	-5	-5 = SYSTEM MISSING
-----	-----	-----		
100.0	100.0	31,088	cases	

Data type: numeric
Missing-data codes: *--4
Columns: 1905-1906

FFCSEX3M **Q25d How often used condom last 3 mons**

PCT	PCT	N	VALUE	LABEL
VALID	ALL			
49.7	7.1	2,203	10	10 = NEVER/NONE
10.7	1.5	474	20	20 = <4 TIMES/MONTH
6.2	0.9	274	30	30 = 1 TIME/WEEK
7.0	1.0	310	40	40 = 2-6 TIMES/WEEK
26.4	3.8	1,169	50	50 = 1 TIME/DAY
0.0	0.0	1	60	60 = 2-3 TIMES/DAY
0.0	0.0	0	70	70 = 4+ TIMES/DAY
	2.2	692	-9	-9 = SKIP, INELIG, NA
	0.0	3	-7	-7 = DO NOT KNOW, UNSURE
	83.5	25,962	-5	-5 = SYSTEM MISSING
-----	-----	-----		
100.0	100.0	31,088	cases	

Data type: numeric
 Missing-data codes: *--4
 Columns: 1907-1908

FHHER3M **Q65b Times spent in hospital ER, 3mo**

PCT	PCT	N	VALUE	LABEL
VALID	ALL			
81.3	13.4	4,169	0	
13.6	2.2	696	1	
2.7	0.4	136	2	
1.3	0.2	65	3	
0.5	0.1	24	4	
0.2	0.0	10	5	
0.2	0.0	10	6	
0.0	0.0	2	7	
0.0	0.0	2	8	
0.1	0.0	7	10	
0.0	0.0	1	12	
0.0	0.0	1	15	
0.0	0.0	1	16	
0.0	0.0	2	20	
0.0	0.0	1	21	
0.0	0.0	1	25	
0.0	0.0	1	30	
0.0	0.0	1	36	
0.0	0.0	1	60	
	83.5	25,957	-5	-5 = SYSTEM MISSING
-----	-----	-----		
100.0	100.0	31,088	cases	

Data type: numeric
 Missing-data codes: *--4
 Columns: 1909-1910

FHHIPD3M	Q65c Days spent as hosp in-patient, 3mo
----------	---

PCT	PCT	N	VALUE	LABEL
VALID	ALL			
18.2	0.5	165	0	
40.5	1.2	368	1	
8.6	0.3	78	2	
5.7	0.2	52	3	
3.7	0.1	34	4	
2.6	0.1	24	5	
1.9	0.1	17	6	
5.5	0.2	50	7	
1.4	0.0	13	8	
0.8	0.0	7	9	
2.2	0.1	20	10	
0.4	0.0	4	11	
0.4	0.0	4	12	
0.2	0.0	2	13	
3.1	0.1	28	14	
1.1	0.0	10	15	
0.2	0.0	2	16	
0.4	0.0	4	17	
0.4	0.0	4	18	
0.3	0.0	3	20	
1.0	0.0	9	21	
0.2	0.0	2	22	
0.2	0.0	2	24	
0.1	0.0	1	25	
0.1	0.0	1	26	
0.1	0.0	1	28	
0.4	0.0	4	30	
	13.4	4,168	-9	-9 = SKIP, INELIG, NA
	0.0	8	-7	-7 = DO NOT KNOW, UNSURE
	83.6	26,003	-5	-5 = SYSTEM MISSING
-----	-----	-----		
100.0	100.0	31,088	cases	

Data type: numeric
Missing-data codes: *--4
Columns: 1911-1912

FHHIPM3M **Q65c Months spent as hosp in-patient, 3**

PCT	PCT	N	VALUE	LABEL
VALID	ALL			
96.7	2.8	871	0	
2.6	0.1	23	1	
0.7	0.0	6	2	
0.1	0.0	1	3	
	13.4	4,168	-9	-9 = SKIP, INELIG, NA
	83.7	26,019	-5	-5 = SYSTEM MISSING
-----	-----	-----		
100.0	100.0	31,088	cases	

Data type: numeric
 Missing-data codes: *--4
 Columns: 1913-1914

FHBC3MA **Q76b-A Use of drugs changed, 3mo**

PCT	PCT	N	VALUE	LABEL
VALID	ALL			
10.0	1.6	510	1	1=INCREASED
52.3	8.6	2,661	2	2=DECREASED
10.4	1.7	529	3	3=STOPPED
27.3	4.5	1,392	4	4=NOT CHANGED
	0.1	24	-9	-9 = SKIP, INELIG, NA
	0.0	5	-7	-7 = DO NOT KNOW, UNSURE
	83.5	25,967	-5	-5 = SYSTEM MISSING
-----	-----	-----		
100.0	100.0	31,088	cases	

Data type: numeric
 Missing-data codes: *--4
 Columns: 1915-1916

FHBC3MB	Q76b-B Use of inj. drugs changed, 3mo
----------------	--

PCT	PCT	N	VALUE	LABEL
VALID	ALL			
8.4	0.8	234	1	1=INCREASED
32.2	2.9	895	2	2=DECREASED
17.3	1.5	481	3	3=STOPPED
42.1	3.8	1,170	4	4=NOT CHANGED
	7.5	2,325	-9	-9 = SKIP, INELIG, NA
	0.0	3	-8	-8 = REFUSED
	0.0	2	-7	-7 = DO NOT KNOW, UNSURE
	83.6	25,978	-5	-5 = SYSTEM MISSING
-----	-----	-----		
100.0	100.0	31,088		cases

Data type: numeric
Missing-data codes: *--4
Columns: 1917-1918

FHBC3MC	Q76b-C Use others' needles changed, 3mo
----------------	--

PCT	PCT	N	VALUE	LABEL
VALID	ALL			
2.9	0.2	70	1	1=INCREASED
10.4	0.8	250	2	2=DECREASED
22.6	1.7	544	3	3=STOPPED
64.1	5.0	1,540	4	4=NOT CHANGED
	8.7	2,698	-9	-9 = SKIP, INELIG, NA
	0.0	3	-8	-8 = REFUSED
	0.0	4	-7	-7 = DO NOT KNOW, UNSURE
	83.6	25,979	-5	-5 = SYSTEM MISSING
-----	-----	-----		
100.0	100.0	31,088		cases

Data type: numeric
Missing-data codes: *--4
Columns: 1919-1920

FHBC3MD Q76b-D Use of bleach changed, 3mo

PCT	PCT	N	VALUE	LABEL
VALID	ALL			
17.6	1.5	463	1	1=INCREASED
3.2	0.3	85	2	2=DECREASED
12.3	1.0	322	3	3=STOPPED
66.8	5.6	1,754	4	4=NOT CHANGED
	8.0	2,478	-9	-9 = SKIP, INELIG, NA
	0.0	3	-8	-8 = REFUSED
	0.0	2	-7	-7 = DO NOT KNOW, UNSURE
	83.6	25,981	-5	-5 = SYSTEM MISSING
-----	-----	-----		
100.0	100.0	31,088	cases	

Data type: numeric
 Missing-data codes: *--4
 Columns: 1921-1922

FHBC3ME Q76b-E Sex encounters changed, 3mo

PCT	PCT	N	VALUE	LABEL
VALID	ALL			
5.2	0.8	260	1	1=INCREASED
23.5	3.8	1,168	2	2=DECREASED
8.7	1.4	434	3	3=STOPPED
62.5	10.0	3,099	4	4=NOT CHANGED
	0.5	158	-9	-9 = SKIP, INELIG, NA
	0.0	2	-7	-7 = DO NOT KNOW, UNSURE
	83.5	25,967	-5	-5 = SYSTEM MISSING
-----	-----	-----		
100.0	100.0	31,088	cases	

Data type: numeric
 Missing-data codes: *--4
 Columns: 1923-1924

FHBC3MF	Q76b-F Use of condoms changed, 3mo
----------------	---

PCT	PCT	N	VALUE	LABEL
VALID	ALL			
21.4	3.3	1,041	1	1=INCREASED
3.9	0.6	187	2	2=DECREASED
4.4	0.7	214	3	3=STOPPED
70.3	11.0	3,412	4	4=NOT CHANGED
	0.8	260	-9	-9 = SKIP, INELIG, NA
	0.0	9	-7	-7 = DO NOT KNOW, UNSURE
	83.5	25,965	-5	-5 = SYSTEM MISSING
-----	-----	-----		
100.0	100.0	31,088		cases

Data type: numeric
Missing-data codes: *--4
Columns: 1925-1926

FHBC3MG	Q76b-G Sexual activities changed, 3mo
----------------	--

PCT	PCT	N	VALUE	LABEL
VALID	ALL			
2.4	0.4	119	1	1=INCREASED
8.7	1.4	428	2	2=DECREASED
5.7	0.9	283	3	3=STOPPED
83.1	13.2	4,092	4	4=NOT CHANGED
	0.6	181	-9	-9 = SKIP, INELIG, NA
	0.0	1	-8	-8 = REFUSED
	0.1	17	-7	-7 = DO NOT KNOW, UNSURE
	83.5	25,967	-5	-5 = SYSTEM MISSING
-----	-----	-----		
100.0	100.0	31,088		cases

Data type: numeric
Missing-data codes: *--4
Columns: 1927-1928

S2ASSG	Assignment after Session #2
---------------	------------------------------------

PCT	PCT	N	VALUE	LABEL
VALID	ALL			
30.6	3.8	1,166	1	1=STANDARD-A
1.9	0.2	72	2	2=STANDARD-B
0.2	0.0	6	9	9=STANDARD
21.4	2.6	815	11	11=ENHANCED 1-A
1.4	0.2	54	12	12=ENHANCED 1-B
0.4	0.1	17	19	19=ENHANCED 1
4.9	0.6	185	22	21,22=ENHANCED 2-A/2-B (CONF)
0.0	0.0	0	29	29=ENHANCED 2
1.6	0.2	59	31	31=ENHANCED 3-A
0.0	0.0	0	32	32=ENHANCED 3-B
0.0	0.0	0	39	39=ENHANCED 3
37.6	4.6	1,432	49	49=MONITORING
	87.8	27,282	-5	-5=SYSTEM MISSING
-----	-----	-----		
100.0	100.0	31,088		cases

Data type: numeric
 Missing-data codes: *--4
 Columns: 1936-1937

LTOFUP	Lost to follow-up
---------------	--------------------------

PCT	PCT	N	VALUE	LABEL
VALID	ALL			
55.0	6.6	2,049	0	0=No
45.0	5.4	1,678	1	1=Yes
	88.0	27,361	-5	-5 = SYSTEM MISSING
-----	-----	-----		
100.0	100.0	31,088		cases

Data type: numeric
 Missing-data codes: *--4
 Columns: 1938-1939

CPTRACKS	Tracks present (Client Participation Sum
-----------------	---

PCT	PCT	N	VALUE	LABEL
VALID	ALL			
32.9	2.5	783	0	0=NO
42.6	3.3	1,013	1	1=YES
24.5	1.9	582	2	2=DID NOT CHECK
	0.2	49	-9	-9 = SKIP, INELIG, NA
	92.2	28,661	-5	-5 = SYSTEM MISSING
-----	-----	-----		
100.0	100.0	31,088		cases

Data type: numeric
Missing-data codes: *--4
Columns: 1940-1941

CPURINE1	Has cocaine in urine (CPS)
-----------------	-----------------------------------

PCT	PCT	N	VALUE	LABEL
VALID	ALL			
42.0	2.4	746	0	0=NEGATIVE
58.0	3.3	1,031	1	1=POSITIVE
	2.1	649	-9	-9 = SKIP, INELIG, NA
	92.2	28,662	-5	-5 = SYSTEM MISSING
-----	-----	-----		
100.0	100.0	31,088		cases

Data type: numeric
Missing-data codes: *--4
Columns: 1942-1943

CPURINE2	Has morphine in urine (CPS)
-----------------	------------------------------------

PCT	PCT	N	VALUE	LABEL
VALID	ALL			
71.5	4.1	1,263	0	0=NEGATIVE
28.5	1.6	503	1	1=POSITIVE
	2.1	656	-9	-9 = SKIP, INELIG, NA
	92.2	28,666	-5	-5 = SYSTEM MISSING
-----	-----	-----		
100.0	100.0	31,088		cases

Data type: numeric
Missing-data codes: *--4
Columns: 1944-1945

CPURINE3	Has amphetamines in urine (CPS)
-----------------	--

PCT	PCT	N	VALUE	LABEL
VALID	ALL			
94.9	1.3	410	0	0=NEGATIVE
5.1	0.1	22	1	1=POSITIVE
	6.4	1,984	-9	-9 = SKIP, INELIG, NA
	92.2	28,672	-5	-5 = SYSTEM MISSING
-----	-----	-----		
100.0	100.0	31,088		cases

Data type: numeric
 Missing-data codes: *--4
 Columns: 1946-1947

CPURINE4	Has other drugs in urine (CPS)
-----------------	---------------------------------------

PCT	PCT	N	VALUE	LABEL
VALID	ALL			
85.8	0.5	151	0	0=NEGATIVE
14.2	0.1	25	1	1=POSITIVE
	7.1	2,206	-9	-9 = SKIP, INELIG, NA
	92.3	28,706	-5	-5 = SYSTEM MISSING
-----	-----	-----		
100.0	100.0	31,088		cases

Data type: numeric
 Missing-data codes: *--4
 Columns: 1948-1949

CPHIVT	HIV Test (CPS or CP2)
---------------	------------------------------

PCT	PCT	N	VALUE	LABEL
VALID	ALL			
24.3	13.9	4,307	0	0=NO
75.6	43.1	13,398	1	1=YES
0.1	0.0	10	2	2=CANNOT DRAW BLOOD
0.0	0.0	0	9	9=NOT OFFERED
	28.9	8,975	-9	-9 = SKIP, INELIG, NA
	14.1	4,398	-5	-5 = SYSTEM MISSING
-----	-----	-----		
100.0	100.0	31,088		cases

Data type: numeric
 Missing-data codes: *--4
 Columns: 1950-1951

XDCPHIVT CP HIV test (days since RB3)

31,088 cases (Range of valid codes: -212-671)

Data type: numeric
 Missing-data code: -9999
 Columns: 1952-1956

NPIIND Num. planned indiv.sessions attended

PCT	PCT	N	VALUE	LABEL
VALID	ALL			
12.7	0.9	269	0	
0.6	0.0	12	1	
6.6	0.5	140	2	
1.9	0.1	41	3	
0.2	0.0	4	4	
0.1	0.0	2	5	
0.0	0.0	1	6	
10.1	0.7	213	9	
0.1	0.0	3	10	
2.3	0.2	48	11	
4.3	0.3	90	12	
9.0	0.6	190	13	
8.2	0.6	173	14	
0.4	0.0	9	15	
0.1	0.0	3	16	
0.2	0.0	5	17	
0.0	0.0	1	18	
0.2	0.0	4	19	
16.5	1.1	350	90	
2.3	0.2	49	91	
21.4	1.5	454	92	
2.4	0.2	51	93	
0.1	0.0	3	94	
0.0	0.0	1	95	
0.0	0.0	1	96	
	1.2	375	-9	-9 = SKIP, INELIG, NA
	92.0	28,596	-5	-5 = SYSTEM MISSING
-----	-----	-----		
100.0	100.0	31,088	cases	

Data type: numeric
 Missing-data codes: *--4
 Columns: 1957-1958

NPICOU	Num. planned couples sessions attended			
--------	--	--	--	--

PCT	PCT	N	VALUE	LABEL
VALID	ALL			
99.1	4.7	1,463	0	
0.6	0.0	9	1	
0.1	0.0	1	2	
0.2	0.0	3	3	
	1.9	603	-9	-9 = SKIP, INELIG, NA
	93.3	29,009	-5	-5 = SYSTEM MISSING
-----	-----	-----		
100.0	100.0	31,088	cases	

Data type: numeric
Missing-data codes: *--4
Columns: 1959-1960

NPIGRP	Num. planned group sessions attended			
--------	--------------------------------------	--	--	--

PCT	PCT	N	VALUE	LABEL
VALID	ALL			
85.6	4.4	1,368	0	
2.0	0.1	32	1	
12.3	0.6	197	2	
0.1	0.0	1	4	
	1.5	480	-9	-9 = SKIP, INELIG, NA
	93.3	29,010	-5	-5 = SYSTEM MISSING
-----	-----	-----		
100.0	100.0	31,088	cases	

Data type: numeric
Missing-data codes: *--4
Columns: 1961-1962

NPIUNP **Num. unplanned sessions attended**

PCT	PCT	N	VALUE	LABEL
VALID	ALL			
85.1	5.7	1,770	0	
11.5	0.8	240	1	
1.8	0.1	37	2	
0.6	0.0	13	3	
0.5	0.0	11	4	
0.2	0.0	5	5	
0.1	0.0	3	7	
0.1	0.0	2	8	
	0.3	78	-9	-9 = SKIP, INELIG, NA
	93.1	28,929	-5	-5 = SYSTEM MISSING
-----	-----	-----		
100.0	100.0	31,088	cases	

Data type: numeric
 Missing-data codes: *--4
 Columns: 1963-1964

MPIIND **Minutes planned indiv.sessions attended**

31,088 cases (Range of valid codes: 0-620)

Data type: numeric
 Missing-data codes: *--4
 Columns: 1965-1967

MPICOU	Minutes planned couples sessns attended			
---------------	--	--	--	--

PCT	PCT	N	VALUE	LABEL
VALID	ALL			
99.1	4.3	1,334	0	
0.1	0.0	1	10	
0.2	0.0	3	20	
0.1	0.0	1	30	
0.1	0.0	1	40	
0.1	0.0	1	45	
0.1	0.0	1	50	
0.1	0.0	1	60	
0.1	0.0	2	175	
0.1	0.0	1	180	
	2.4	733	-9	-9 = SKIP, INELIG, NA
	93.3	29,009	-5	-5 = SYSTEM MISSING
-----	-----	-----		
100.0	100.0	31,088	cases	

Data type: numeric
Missing-data codes: *--4
Columns: 1968-1970

MPIGRP	Minutes planned group sessions attended			
---------------	--	--	--	--

PCT	PCT	N	VALUE	LABEL
VALID	ALL			
84.5	4.0	1,241	0	
0.1	0.0	1	5	
0.1	0.0	1	15	
0.1	0.0	1	20	
0.7	0.0	10	30	
0.1	0.0	2	35	
7.8	0.4	114	50	
0.1	0.0	2	55	
5.9	0.3	87	60	
0.2	0.0	3	65	
0.1	0.0	2	75	
0.1	0.0	1	85	
0.1	0.0	1	104	
0.1	0.0	1	240	
0.1	0.0	1	270	
	2.0	610	-9	-9 = SKIP, INELIG, NA
	93.3	29,010	-5	-5 = SYSTEM MISSING
-----	-----	-----		
100.0	100.0	31,088	cases	

Data type: numeric
Missing-data codes: *--4
Columns: 1971-1973

MPIUNP	Minutes unplanned sessions attended
---------------	--

PCT VALID	PCT ALL	N	VALUE	LABEL
89.2	5.1	1,591	0	
0.2	0.0	4	5	
0.1	0.0	2	6	
0.2	0.0	3	8	
1.3	0.1	23	10	
0.1	0.0	1	11	
0.1	0.0	2	12	
0.1	0.0	1	14	
2.7	0.2	48	15	
0.1	0.0	1	18	
1.1	0.1	20	20	
0.6	0.0	10	25	
1.3	0.1	24	30	
0.1	0.0	2	35	
0.2	0.0	3	40	
0.7	0.0	13	45	
0.2	0.0	3	50	
0.1	0.0	2	55	
0.2	0.0	4	60	
0.1	0.0	1	65	
0.1	0.0	1	70	
0.3	0.0	5	75	
0.1	0.0	2	80	
0.1	0.0	2	90	
0.1	0.0	1	95	
0.1	0.0	2	105	
0.2	0.0	3	120	
0.1	0.0	1	140	
0.2	0.0	4	150	
0.1	0.0	2	180	
0.1	0.0	1	260	
0.1	0.0	1	280	
0.1	0.0	1	400	
	0.9	275	-9	-9 = SKIP, INELIG, NA
	0.1	35	-7	-7 = DO NOT KNOW, UNSURE
	93.3	28,994	-5	-5 = SYSTEM MISSING

 100.0 100.0 31,088 cases

Data type: numeric
 Missing-data codes: *--4
 Columns: 1974-1976

PPENH	Planned participation enhanced intervention			
--------------	--	--	--	--

PCT	PCT	N	VALUE	LABEL
VALID	ALL			
0.0	0.0	0	0	0=No
0.0	0.0	0	1	1=Yes
	100.0	31,088	-5	-5 = SYSTEM MISSING
-----	-----	-----		
100.0	100.0	31,088		cases

Data type: numeric
 Missing-data codes: *--4
 Columns: 1977-1978

REFDT	Drug treatment referral			
--------------	--------------------------------	--	--	--

PCT	PCT	N	VALUE	LABEL
VALID	ALL			
56.1	47.3	14,702	0	0=No
4.5	3.8	1,168	1	1=Active
39.5	33.3	10,343	2	2=Passive
	0.1	39	-9	-9 = SKIP, INELIG, NA
	15.6	4,836	-5	-5 = SYSTEM MISSING
-----	-----	-----		
100.0	100.0	31,088		cases

Data type: numeric
 Missing-data codes: *--4
 Columns: 1979-1980

REFHS	HIV support referral			
--------------	-----------------------------	--	--	--

PCT	PCT	N	VALUE	LABEL
VALID	ALL			
70.4	59.3	18,445	0	0=No
3.2	2.7	839	1	1=Active
26.4	22.2	6,909	2	2=Passive
	0.1	39	-9	-9 = SKIP, INELIG, NA
	15.6	4,856	-5	-5 = SYSTEM MISSING
-----	-----	-----		
100.0	100.0	31,088		cases

Data type: numeric
 Missing-data codes: *--4
 Columns: 1981-1982

REFOT Other referral

PCT	PCT	N	VALUE	LABEL
VALID	ALL			
78.3	65.9	20,474	0	0=No
1.5	1.3	394	1	1=Active
20.2	17.0	5,287	2	2=Passive
	0.1	39	-9	-9 = SKIP, INELIG, NA
	15.7	4,894	-5	-5 = SYSTEM MISSING
-----	-----	-----		
100.0	100.0	31,088	cases	

Data type: numeric
 Missing-data codes: *--4
 Columns: 1983-1984

XDDLPS Last planned session (days since RB3)

31,088 cases (Range of valid codes: -732-1,111)

Data type: numeric
 Missing-data code: -9999
 Columns: 1985-1989

XDCP2DT CPS (days since RB3)

31,088 cases (Range of valid codes: -928-1,515)

Data type: numeric
 Missing-data code: -9999
 Columns: 1990-1994

CPASSG	1A: Assignment Code
---------------	----------------------------

PCT	PCT	N	VALUE	LABEL
VALID	ALL			
42.7	33.5	10,408	1	1=Standard-A
2.6	2.0	628	2	2=Standard-B
2.5	1.9	600	9	9=Standard
31.9	25.0	7,774	11	11=Enhanced 1-A
1.8	1.4	439	12	12=Enhanced 1-B
0.2	0.2	51	19	19=Enhanced 1
4.9	3.9	1,204	21	21=Enhanced 2-A
0.2	0.2	54	22	22=Enhanced 2-B
0.0	0.0	0	29	29=Enhanced 2
1.2	0.9	287	31	31=Enhanced 3-A
0.1	0.1	17	32	32=Enhanced 3-B
0.0	0.0	0	39	39=Enhanced 3
11.9	9.3	2,887	49	49=Monitoring
	21.7	6,739	-5	-5 = SYSTEM MISSING
-----	-----	-----		
100.0	100.0	31,088		cases

Data type: numeric
Missing-data codes: *--4
Columns: 1995-1996

CMPINT	1B: Completed Intervention
---------------	-----------------------------------

PCT	PCT	N	VALUE	LABEL
VALID	ALL			
28.4	20.3	6,318	0	0=No
71.6	51.3	15,960	1	1=Yes
	3.6	1,124	-9	-9 = SKIP, INELIG, NA
	24.7	7,686	-5	-5 = SYSTEM MISSING
-----	-----	-----		
100.0	100.0	31,088		cases

Data type: numeric
Missing-data codes: *--4
Columns: 1997-1998

PLTOFUP 2: Plan to Follow-up

PCT VALID	PCT ALL	N	VALUE	LABEL
9.4	7.3	2,255	0	0=No
90.6	70.3	21,852	1	1=Yes
	0.0	3	-9	-9 = SKIP, INELIG, NA
	22.4	6,978	-5	-5 = SYSTEM MISSING
-----	-----	-----		
100.0	100.0	31,088		cases

Data type: numeric
 Missing-data codes: *--4
 Columns: 1999-2000

FUTIMES 2A: Number of Times Tried to Follow-Up

PCT VALID	PCT ALL	N	VALUE	LABEL
17.5	12.0	3,736	0	
27.9	19.2	5,962	1	
20.3	14.0	4,339	2	
10.0	6.9	2,142	3	
24.4	16.8	5,216	4	
	7.0	2,179	-9	-9 = SKIP, INELIG, NA
	24.2	7,514	-5	-5 = SYSTEM MISSING
-----	-----	-----		
100.0	100.0	31,088		cases

Data type: numeric
 Missing-data codes: *--4
 Columns: 2001-2002

RBFA	2B: Was RBFA Completed?
-------------	--------------------------------

PCT	PCT	N	VALUE	LABEL
VALID	ALL			
29.3	20.9	6,503	0	0=No
70.7	50.6	15,723	1	1=Yes
	6.6	2,056	-9	-9 = SKIP, INELIG, NA
	21.9	6,806	-5	-5 = SYSTEM MISSING
-----	-----	-----		
100.0	100.0	31,088		cases

Data type: numeric
 Missing-data codes: *--4
 Columns: 2003-2004

RNORBF	2B: Reason No RBFA Completed
---------------	-------------------------------------

PCT	PCT	N	VALUE	LABEL
VALID	ALL			
1.9	0.4	116	1	1=Subject Deceased
3.0	0.6	184	2	2=Refused Intervw
9.7	1.9	603	3	3=In Jail/Prison
8.3	1.7	517	4	4=Moved
70.1	14.0	4,352	5	5=Unable To Locate
7.0	1.4	435	6	6=Other
0.0	0.0	0	9	9=Not Applicable
	57.2	17,767	-9	-9 = SKIP, INELIG, NA
	22.9	7,114	-5	-5 = SYSTEM MISSING
-----	-----	-----		
100.0	100.0	31,088		cases

Data type: numeric
 Missing-data codes: *--4
 Columns: 2005-2006

XDRBFINT	RBFA interview (days since RB3)
-----------------	--

31,088 cases (Range of valid codes: -553-1,489)

Data type: numeric
 Missing-data code: -9999
 Columns: 2007-2011

CPTRKS	3: Tracks present at RBFA
---------------	----------------------------------

PCT	PCT	N	VALUE	LABEL
VALID	ALL			
57.1	21.1	6,550	0	0=No
42.9	15.8	4,927	1	1=Yes
	40.9	12,728	-9	-9 = SKIP, INELIG, NA
	22.1	6,883	-5	-5 = SYSTEM MISSING
-----	-----	-----		
100.0	100.0	31,088		cases

Data type: numeric
 Missing-data codes: *--4
 Columns: 2012-2013

URINE	4: Urine Sample at RBFA
--------------	--------------------------------

PCT	PCT	N	VALUE	LABEL
VALID	ALL			
12.5	6.3	1,953	0	0=No
87.5	44.1	13,723	1	1=Yes
	27.6	8,579	-9	-9 = SKIP, INELIG, NA
	22.0	6,833	-5	-5 = SYSTEM MISSING
-----	-----	-----		
100.0	100.0	31,088		cases

Data type: numeric
 Missing-data codes: *--4
 Columns: 2014-2015

CPURN1	4A: Positive for Cocaine at RBFA
---------------	---

PCT	PCT	N	VALUE	LABEL
VALID	ALL			
31.1	12.7	3,961	0	0 = NEGATIVE
68.9	28.3	8,795	1	1 = POSITIVE
	36.9	11,464	-9	-9 = SKIP, INELIG, NA
	22.1	6,868	-5	-5 = SYSTEM MISSING
-----	-----	-----		
100.0	100.0	31,088		cases

Data type: numeric
 Missing-data codes: *--4
 Columns: 2016-2017

CPURN2	4B: Positive for Morphine at RBFA
---------------	--

PCT	PCT	N	VALUE	LABEL
VALID	ALL			
67.4	26.7	8,290	0	0 = NEGATIVE
32.6	12.9	4,018	1	1 = POSITIVE
	38.3	11,918	-9	-9 = SKIP, INELIG, NA
	22.1	6,862	-5	-5 = SYSTEM MISSING
-----	-----	-----		
100.0	100.0	31,088	cases	

Data type: numeric
Missing-data codes: *--4
Columns: 2018-2019

CPURN3	4C: Positive for Amphetamines at RBFA
---------------	--

PCT	PCT	N	VALUE	LABEL
VALID	ALL			
95.1	5.5	1,724	0	0 = NEGATIVE
4.9	0.3	89	1	1 = POSITIVE
	72.2	22,448	-9	-9 = SKIP, INELIG, NA
	22.0	6,827	-5	-5 = SYSTEM MISSING
-----	-----	-----		
100.0	100.0	31,088	cases	

Data type: numeric
Missing-data codes: *--4
Columns: 2020-2021

CPURN4	4D: Positive for Other Drug at RBFA
---------------	--

PCT	PCT	N	VALUE	LABEL
VALID	ALL			
64.1	0.9	295	0	0 = NEGATIVE
35.9	0.5	165	1	1 = POSITIVE
	76.6	23,808	-9	-9 = SKIP, INELIG, NA
	21.9	6,820	-5	-5 = SYSTEM MISSING
-----	-----	-----		
100.0	100.0	31,088	cases	

Data type: numeric
Missing-data codes: *--4
Columns: 2022-2023

RNOHIV 5a: Reason No HIV Test

PCT	PCT	N	VALUE	LABEL
VALID	ALL			
28.4	1.6	482	1	1=Cannot Draw Blood
40.1	2.2	681	3	3=Serostatus Known
31.5	1.7	534	4	4=Other
	66.6	20,702	-9	-9 = SKIP, INELIG, NA
	5.3	1,639	-8	-8 = REFUSED
	22.7	7,050	-5	-5 = SYSTEM MISSING
-----	-----	-----		
100.0	100.0	31,088		cases

Data type: numeric
 Missing-data codes: *--4
 Columns: 2024-2025

S1ATT 6a: Attended Session 1

PCT	PCT	N	VALUE	LABEL
VALID	ALL			
0.4	0.3	99	0	0=No
99.6	76.0	23,615	1	1=Yes
	1.2	382	-9	-9 = SKIP, INELIG, NA
	22.5	6,992	-5	-5 = SYSTEM MISSING
-----	-----	-----		
100.0	100.0	31,088		cases

Data type: numeric
 Missing-data codes: *--4
 Columns: 2026-2027

S2ATT 6b: Attended Session 2

PCT	PCT	N	VALUE	LABEL
VALID	ALL			
13.3	10.1	3,145	0	0=No
86.7	66.1	20,561	1	1=Yes
	1.2	386	-9	-9 = SKIP, INELIG, NA
	22.5	6,996	-5	-5 = SYSTEM MISSING
-----	-----	-----		
100.0	100.0	31,088		cases

Data type: numeric
 Missing-data codes: *--4
 Columns: 2028-2029

S3ATT	6c: Attended Session 3
--------------	-------------------------------

PCT	PCT	N	VALUE	LABEL
VALID	ALL			
82.2	4.2	1,302	0	0=No
17.8	0.9	281	1	1=Yes
	72.2	22,437	-9	-9 = SKIP, INELIG, NA
	22.7	7,068	-5	-5 = SYSTEM MISSING
-----	-----	-----		
100.0	100.0	31,088	cases	

Data type: numeric
Missing-data codes: *--4
Columns: 2030-2031

SSMINS	7: Minutes Spent in Standard Sessions
---------------	--

31,088 cases (Range of valid codes: 0-912)

Data type: numeric
Missing-data codes: *--4
Columns: 2032-2034

SSAMINS	8b: Minutes Spent in Supplemental Activs
----------------	---

31,088 cases (Range of valid codes: 0-900)

Data type: numeric
Missing-data codes: *--4
Columns: 2035-2037

SSTMINS	9: Total Minutes in Standard Sessions
----------------	--

31,088 cases (Range of valid codes: 0-540)

Data type: numeric
Missing-data codes: *--4
Columns: 2038-2040

ESINDRN **10A: No. of Required Indiv. Sessions**

PCT	PCT	N	VALUE	LABEL
VALID	ALL			
39.7	9.8	3,051	0	
39.5	9.8	3,034	1	
9.8	2.4	752	2	
7.0	1.7	538	3	
3.1	0.8	241	4	
0.2	0.0	12	5	
0.1	0.0	8	6	
0.1	0.0	10	7	
0.1	0.0	4	8	
0.0	0.0	3	9	
0.1	0.0	6	10	
0.1	0.0	6	11	
0.1	0.0	4	12	
0.1	0.0	6	13	
0.0	0.0	2	14	
0.0	0.0	1	17	
0.0	0.0	2	18	
0.0	0.0	1	75	
	52.6	16,338	-9	-9 = SKIP, INELIG, NA
	22.7	7,069	-5	-5 = SYSTEM MISSING
-----	-----	-----		
100.0	100.0	31,088	cases	

Data type: numeric
 Missing-data codes: *--4
 Columns: 2041-2042

ESINDRM **10A: Minutes Required Indiv. Sessions**

31,088 cases (Range of valid codes: 0-960)

Data type: numeric
 Missing-data codes: *--4
 Columns: 2043-2045

ESCPLRN	10B: No. of Required Couples Sessions			
---------	---------------------------------------	--	--	--

PCT	PCT	N	VALUE	LABEL
VALID	ALL			
99.8	17.1	5,310	0	
0.2	0.0	8	1	
0.1	0.0	3	2	
0.0	0.0	1	5	
	59.9	18,633	-9	-9 = SKIP, INELIG, NA
	22.9	7,133	-5	-5 = SYSTEM MISSING
-----	-----	-----		
100.0	100.0	31,088	cases	

Data type: numeric
Missing-data codes: *--4
Columns: 2046-2047

ESCPLRM	10B: Minutes Required Couples Sessions			
---------	--	--	--	--

PCT	PCT	N	VALUE	LABEL
VALID	ALL			
21.4	0.0	3	0	
7.1	0.0	1	20	
28.6	0.0	4	40	
7.1	0.0	1	45	
14.3	0.0	2	55	
7.1	0.0	1	70	
14.3	0.0	2	100	
	77.0	23,938	-9	-9 = SKIP, INELIG, NA
	23.0	7,136	-5	-5 = SYSTEM MISSING
-----	-----	-----		
100.0	100.0	31,088	cases	

Data type: numeric
Missing-data codes: *--4
Columns: 2048-2050

ESGRPRN 10C: No. of Required Group Sessions

PCT	PCT	N	VALUE	LABEL
VALID	ALL			
59.0	14.2	4,410	0	
15.8	3.8	1,183	1	
10.3	2.5	773	2	
5.6	1.4	420	3	
7.9	1.9	587	4	
0.4	0.1	31	5	
0.9	0.2	66	6	
0.0	0.0	3	13	
0.0	0.0	1	93	
	53.2	16,549	-9	-9 = SKIP, INELIG, NA
	22.7	7,065	-5	-5 = SYSTEM MISSING
-----	-----	-----		
100.0	100.0	31,088	cases	

Data type: numeric
 Missing-data codes: *--4
 Columns: 2051-2052

ESGRPRM 10C: Minutes Required Group Sessions

31,088 cases (Range of valid codes: 0-998)

Data type: numeric
 Missing-data codes: *--4
 Columns: 2053-2055

ESAMINS 11b: Minutes Spent in Enh. Suppl. Activs

31,088 cases (Range of valid codes: 0-709)

Data type: numeric
 Missing-data codes: *--4
 Columns: 2056-2058

ESINDON	12A: No. of Optional Indiv. Sessions
----------------	---

PCT	PCT	N	VALUE	LABEL
VALID	ALL			
85.9	10.9	3,395	0	
7.1	0.9	280	1	
6.7	0.9	265	2	
0.2	0.0	6	3	
0.1	0.0	3	4	
0.1	0.0	4	5	
0.0	0.0	1	90	
	64.5	20,064	-9	-9 = SKIP, INELIG, NA
	22.7	7,070	-5	-5 = SYSTEM MISSING
-----	-----	-----		
100.0	100.0	31,088	cases	

Data type: numeric
 Missing-data codes: *--4
 Columns: 2059-2060

ESINDOM	12A: Minutes Optional Indiv. Sessions
----------------	--

31,088 cases (Range of valid codes: 0-570)

Data type: numeric
 Missing-data codes: *--4
 Columns: 2061-2063

ESCPLON	12B: No. of Optional Couples Sessions
----------------	--

PCT	PCT	N	VALUE	LABEL
VALID	ALL			
99.7	5.9	1,837	0	
0.2	0.0	4	1	
0.1	0.0	1	2	
	71.4	22,182	-9	-9 = SKIP, INELIG, NA
	22.7	7,064	-5	-5 = SYSTEM MISSING
-----	-----	-----		
100.0	100.0	31,088	cases	

Data type: numeric
 Missing-data codes: *--4
 Columns: 2064-2065

ESCPL0M

12B: Minutes Optional Couples Sessions

PCT	PCT	N	VALUE	LABEL
VALID	ALL			
20.0	0.0	1	30	
20.0	0.0	1	90	
40.0	0.0	2	120	
20.0	0.0	1	240	
	77.3	24,016	-9	-9 = SKIP, INELIG, NA
	22.7	7,067	-5	-5 = SYSTEM MISSING
-----	-----	-----		
100.0	100.0	31,088	cases	

Data type: numeric

Missing-data codes: *--4

Columns: 2066-2068

ESGRPON	12C: No. of Optional Group Sessions			
----------------	--	--	--	--

PCT	PCT	N	VALUE	LABEL
VALID	ALL			
94.1	12.2	3,803	0	
3.4	0.4	137	1	
0.8	0.1	33	2	
0.4	0.1	18	3	
0.1	0.0	6	4	
0.3	0.0	13	5	
0.1	0.0	5	6	
0.1	0.0	4	7	
0.3	0.0	12	8	
0.0	0.0	1	9	
0.0	0.0	1	10	
0.0	0.0	1	11	
0.0	0.0	2	12	
0.0	0.0	1	16	
0.0	0.0	1	17	
0.0	0.0	1	18	
0.0	0.0	1	19	
0.0	0.0	1	20	
0.0	0.0	1	93	
	64.2	19,971	-9	-9 = SKIP, INELIG, NA
	22.8	7,075	-5	-5 = SYSTEM MISSING
-----	-----	-----		
100.0	100.0	31,088	cases	

Data type: numeric
 Missing-data codes: *--4
 Columns: 2069-2070

ESGRPOM	12C: Minutes Optional Group Sessions			
----------------	---	--	--	--

31,088 cases (Range of valid codes: 0-998)

Data type: numeric
 Missing-data codes: *--4
 Columns: 2071-2073

ESTMINS 13: Total Minutes in Enhanced Sessions

31,088 cases (Range of valid codes: 0-998)

Data type: numeric
 Missing-data codes: *--4
 Columns: 2074-2076

USINDN 14A: No. of Unscheduled Indiv. Sessions

PCT VALID	PCT ALL	N	VALUE	LABEL
96.7	62.7	19,500	0	
2.3	1.5	466	1	
0.5	0.3	100	2	
0.3	0.2	60	3	
0.1	0.0	15	4	
0.1	0.0	14	5	
0.0	0.0	2	6	
0.0	0.0	1	8	
0.0	0.0	1	10	
0.0	0.0	1	15	
0.0	0.0	1	20	
	10.7	3,334	-9	-9 = SKIP, INELIG, NA
	24.4	7,593	-5	-5 = SYSTEM MISSING
-----	-----	-----		
100.0	100.0	31,088	cases	

Data type: numeric
 Missing-data codes: *--4
 Columns: 2077-2078

USINDM 14A: Minutes Unscheduled Indiv. Sessions

31,088 cases (Range of valid codes: 0-360)

Data type: numeric
 Missing-data codes: *--4
 Columns: 2079-2081

USCPLN	14B: No. of Unscheduled Couples Sessions
--------	--

PCT	PCT	N	VALUE	LABEL
VALID	ALL			
99.9	46.5	14,453	0	
0.1	0.0	8	1	
	29.1	9,040	-9	-9 = SKIP, INELIG, NA
	24.4	7,587	-5	-5 = SYSTEM MISSING
-----	-----	-----		
100.0	100.0	31,088	cases	

Data type: numeric
Missing-data codes: *--4
Columns: 2082-2083

USCPLM	14B: Minutes Unscheduled Couples Session
--------	--

PCT	PCT	N	VALUE	LABEL
VALID	ALL			
43.3	0.5	155	0	
0.3	0.0	1	20	
0.8	0.0	3	30	
0.6	0.0	2	45	
0.6	0.0	2	60	
54.5	0.6	195	99	
	74.4	23,143	-9	-9 = SKIP, INELIG, NA
	24.4	7,587	-5	-5 = SYSTEM MISSING
-----	-----	-----		
100.0	100.0	31,088	cases	

Data type: numeric
Missing-data codes: *--4
Columns: 2084-2085

USGRPN 14C: No. of Unscheduled Group Sessions

PCT	PCT	N	VALUE	LABEL
VALID	ALL			
99.1	46.2	14,363	0	
0.7	0.3	107	1	
0.2	0.1	26	2	
0.0	0.0	1	3	
0.0	0.0	1	5	
	29.0	9,000	-9	-9 = SKIP, INELIG, NA
	24.4	7,590	-5	-5 = SYSTEM MISSING
-----	-----	-----		
100.0	100.0	31,088	cases	

Data type: numeric
 Missing-data codes: *--4
 Columns: 2086-2087

USGRPM 14C: Minutes Unscheduled Group Sessions

PCT	PCT	N	VALUE	LABEL
VALID	ALL			
24.3	0.5	155	0	
0.2	0.0	1	6	
0.2	0.0	1	10	
0.2	0.0	1	30	
0.2	0.0	1	50	
12.2	0.3	78	60	
1.4	0.0	9	90	
54.7	1.1	349	99	
0.5	0.0	3	100	
0.2	0.0	1	105	
3.4	0.1	22	120	
0.2	0.0	1	130	
0.2	0.0	1	140	
1.1	0.0	7	150	
0.2	0.0	1	165	
0.3	0.0	2	180	
0.2	0.0	1	210	
0.2	0.0	1	240	
0.2	0.0	1	270	
0.2	0.0	1	300	
0.2	0.0	1	600	
	73.5	22,859	-9	-9 = SKIP, INELIG, NA
	24.4	7,591	-5	-5 = SYSTEM MISSING
-----	-----	-----		
100.0	100.0	31,088	cases	

Data type: numeric
 Missing-data codes: *--4
 Columns: 2088-2090

HIV TEST RESULTS (HT3)

FHT33 Does record have 3 mth follow-up HT3?

PCT	PCT	N	VALUE	LABEL
VALID	ALL			
88.7	88.7	27,575	0	0=NO
11.3	11.3	3,513	1	1=YES
-----	-----	-----		
100.0	100.0	31,088	cases	

Data type: numeric
 Missing-data codes: *--4
 Column: 2091

FHT36 Does record have 6 mth follow-up HT3?

PCT	PCT	N	VALUE	LABEL
VALID	ALL			
70.2	70.2	21,837	0	0=NO
29.8	29.8	9,251	1	1=YES
-----	-----	-----		
100.0	100.0	31,088	cases	

Data type: numeric
 Missing-data codes: *--4
 Column: 2092

BHT3 Does record have baseline HT3?

PCT	PCT	N	VALUE	LABEL
VALID	ALL			
13.9	13.9	4,318	0	0=NO
86.1	86.1	26,770	1	1=YES
-----	-----	-----		
100.0	100.0	31,088	cases	

Data type: numeric
 Missing-data codes: *--4
 Column: 2093

XDTEST Blood draw (days since RB3)

31,088 cases (Range of valid codes: -49-98)

Data type: numeric
 Missing-data code: -9999
 Columns: 2094-2098

BDN Blood Draw Number

PCT VALID	PCT ALL	N	VALUE	LABEL
100.0	86.1	26,761	1	1=1st blood draw
0.0	0.0	9	2	2=2nd blood draw
0.0	0.0	0	3	3=3rd blood draw
0.0	0.0	0	4	4=4th blood draw
0.0	0.0	0	5	5=5th blood draw
0.0	0.0	0	6	6=6th blood draw
	13.9	4,318	-5	-5 = SYSTEM MISSING
-----	-----	-----		
100.0	100.0	31,088	cases	

Data type: numeric
 Missing-data codes: *--4
 Columns: 2099-2100

EIA1 First EIA test result

PCT VALID	PCT ALL	N	VALUE	LABEL
89.8	77.4	24,049	0	0=NEGATIVE
10.1	8.7	2,708	1	1=POSITIVE
0.0	0.0	11	2	2=OTHER
	13.9	4,320	-5	-5 = SYSTEM MISSING
-----	-----	-----		
100.0	100.0	31,088	cases	

Data type: numeric
 Missing-data codes: *--4
 Columns: 2101-2102

EIA2	Final EIA test result			
-------------	------------------------------	--	--	--

PCT	PCT	N	VALUE	LABEL
VALID	ALL			
50.7	5.5	1,701	0	0=NEGATIVE
49.3	5.3	1,656	1	1=POSITIVE
	74.8	23,242	-9	-9 = SKIP, INELIG, NA
	14.4	4,489	-5	-5 = SYSTEM MISSING
-----	-----	-----		
100.0	100.0	31,088		cases

Data type: numeric
Missing-data codes: *--4
Columns: 2103-2104

CTEST	Confirmatory Test			
--------------	--------------------------	--	--	--

PCT	PCT	N	VALUE	LABEL
VALID	ALL			
28.9	3.5	1,099	0	0=NONE PERFORMED
69.8	8.5	2,656	1	1=WESTERN BLOT
1.3	0.2	50	2	2=OTHER
	73.8	22,954	-9	-9 = SKIP, INELIG, NA
	13.9	4,329	-5	-5 = SYSTEM MISSING
-----	-----	-----		
100.0	100.0	31,088		cases

Data type: numeric
Missing-data codes: *--4
Columns: 2105-2106

CTRSLT **Confirmatory test result**

PCT	PCT	N	VALUE	LABEL
VALID	ALL			
17.2	1.8	554	0	0=NEGATIVE
81.4	8.4	2,624	1	1=POSITIVE
1.4	0.1	45	2	2=INDETERMINATE
0.0	0.0	0	9	9=NOT PERFORMED
	75.7	23,541	-9	-9 = SKIP, INELIG, NA
	13.9	4,324	-5	-5 = SYSTEM MISSING
-----	-----	-----		
100.0	100.0	31,088		cases

Data type: numeric
 Missing-data codes: *--4
 Columns: 2107-2108

LABBAND **Lab reported band data**

PCT	PCT	N	VALUE	LABEL
VALID	ALL			
18.7	1.6	495	0	0=No
81.3	6.9	2,152	1	1=Yes
	77.3	24,038	-9	-9 = SKIP, INELIG, NA
	14.2	4,403	-5	-5 = SYSTEM MISSING
-----	-----	-----		
100.0	100.0	31,088		cases

Data type: numeric
 Missing-data codes: *--4
 Columns: 2109-2110

BAND01	p15/p17/p18 band
---------------	-------------------------

PCT	PCT	N	VALUE	LABEL
VALID	ALL			
8.4	0.4	138	0	0=NEGATIVE, NOT REACTIVE
90.3	4.8	1,485	1	1=POSITIVE, REACTIVE
1.3	0.1	22	2	2=OTHER
	80.6	25,067	-9	-9 = SKIP, INELIG, NA
	14.1	4,376	-5	-5 = SYSTEM MISSING
-----	-----	-----		
100.0	100.0	31,088		cases

Data type: numeric
 Missing-data codes: *--4
 Columns: 2111-2112

BAND02	p24 band
---------------	-----------------

PCT	PCT	N	VALUE	LABEL
VALID	ALL			
2.0	0.1	44	0	0=NEGATIVE, NOT REACTIVE
97.6	6.8	2,112	1	1=POSITIVE, REACTIVE
0.4	0.0	9	2	2=OTHER
	78.9	24,540	-9	-9 = SKIP, INELIG, NA
	14.1	4,383	-5	-5 = SYSTEM MISSING
-----	-----	-----		
100.0	100.0	31,088		cases

Data type: numeric
 Missing-data codes: *--4
 Columns: 2113-2114

BAND03	p31 band
---------------	-----------------

PCT	PCT	N	VALUE	LABEL
VALID	ALL			
4.8	0.2	71	0	0=NEGATIVE, NOT REACTIVE
94.6	4.5	1,397	1	1=POSITIVE, REACTIVE
0.6	0.0	9	2	2=OTHER
	81.1	25,227	-9	-9 = SKIP, INELIG, NA
	14.1	4,384	-5	-5 = SYSTEM MISSING
-----	-----	-----		
100.0	100.0	31,088		cases

Data type: numeric
Missing-data codes: *--4
Columns: 2115-2116

BAND04	gp41 band
---------------	------------------

PCT	PCT	N	VALUE	LABEL
VALID	ALL			
2.7	0.2	58	0	0=NEGATIVE, NOT REACTIVE
97.1	6.8	2,100	1	1=POSITIVE, REACTIVE
0.2	0.0	5	2	2=OTHER
	78.9	24,542	-9	-9 = SKIP, INELIG, NA
	14.1	4,383	-5	-5 = SYSTEM MISSING
-----	-----	-----		
100.0	100.0	31,088		cases

Data type: numeric
Missing-data codes: *--4
Columns: 2117-2118

BAND05	p5p53 band
---------------	-------------------

PCT	PCT	N	VALUE	LABEL
VALID	ALL			
6.8	0.3	99	0	0=NEGATIVE, NOT REACTIVE
92.4	4.3	1,345	1	1=POSITIVE, REACTIVE
0.8	0.0	11	2	2=OTHER
	81.2	25,247	-9	-9 = SKIP, INELIG, NA
	14.1	4,386	-5	-5 = SYSTEM MISSING
-----	-----	-----		
100.0	100.0	31,088		cases

Data type: numeric
Missing-data codes: *--4
Columns: 2119-2120

BAND06	p55 band
---------------	-----------------

PCT	PCT	N	VALUE	LABEL
VALID	ALL			
13.7	0.9	273	0	0=NEGATIVE, NOT REACTIVE
84.7	5.4	1,685	1	1=POSITIVE, REACTIVE
1.6	0.1	32	2	2=OTHER
	79.5	24,708	-9	-9 = SKIP, INELIG, NA
	14.1	4,390	-5	-5 = SYSTEM MISSING
-----	-----	-----		
100.0	100.0	31,088		cases

Data type: numeric
Missing-data codes: *--4
Columns: 2121-2122

BAND07 p65/p66 band

PCT	PCT	N	VALUE	LABEL
VALID	ALL			
3.3	0.2	62	0	0=NEGATIVE, NOT REACTIVE
96.3	5.8	1,800	1	1=POSITIVE, REACTIVE
0.4	0.0	8	2	2=OTHER
	79.9	24,835	-9	-9 = SKIP, INELIG, NA
	14.1	4,383	-5	-5 = SYSTEM MISSING
-----	-----	-----		
100.0	100.0	31,088		cases

Data type: numeric
 Missing-data codes: *--4
 Columns: 2123-2124

BAND08 gp120 band

PCT	PCT	N	VALUE	LABEL
VALID	ALL			
2.8	0.2	55	0	0=NEGATIVE, NOT REACTIVE
96.9	6.1	1,899	1	1=POSITIVE, REACTIVE
0.3	0.0	6	2	2=OTHER
	79.6	24,743	-9	-9 = SKIP, INELIG, NA
	14.1	4,385	-5	-5 = SYSTEM MISSING
-----	-----	-----		
100.0	100.0	31,088		cases

Data type: numeric
 Missing-data codes: *--4
 Columns: 2125-2126

BAND09	gp160 band
---------------	-------------------

PCT	PCT	N	VALUE	LABEL
VALID	ALL			
2.5	0.2	49	0	0=NEGATIVE, NOT REACTIVE
97.1	6.0	1,873	1	1=POSITIVE, REACTIVE
0.3	0.0	6	2	2=OTHER
	79.7	24,774	-9	-9 = SKIP, INELIG, NA
	14.1	4,386	-5	-5 = SYSTEM MISSING
-----	-----	-----		
100.0	100.0	31,088		cases

Data type: numeric
Missing-data codes: *--4
Columns: 2127-2128

BAND10	gp120/gp160 band
---------------	-------------------------

PCT	PCT	N	VALUE	LABEL
VALID	ALL			
3.5	0.0	15	0	0=NEGATIVE, NOT REACTIVE
96.5	1.3	414	1	1=POSITIVE, REACTIVE
0.0	0.0	0	2	2=OTHER
	84.5	26,277	-9	-9 = SKIP, INELIG, NA
	14.1	4,382	-5	-5 = SYSTEM MISSING
-----	-----	-----		
100.0	100.0	31,088		cases

Data type: numeric
Missing-data codes: *--4
Columns: 2129-2130

BAND11 Other band

PCT	PCT	N	VALUE	LABEL
VALID	ALL			
32.3	0.7	232	0	0=NEGATIVE, NOT REACTIVE
67.7	1.6	486	1	1=POSITIVE, REACTIVE
0.0	0.0	0	2	2=OTHER
	83.5	25,963	-9	-9 = SKIP, INELIG, NA
	14.2	4,407	-5	-5 = SYSTEM MISSING
-----	-----	-----		
100.0	100.0	31,088	cases	

Data type: numeric
 Missing-data codes: *--4
 Columns: 2131-2132

RETND Did client return for results?

PCT	PCT	N	VALUE	LABEL
VALID	ALL			
16.4	6.5	2,028	0	0=No
83.6	33.2	10,316	1	1=Yes
	60.3	18,744	-5	-5 = SYSTEM MISSING
-----	-----	-----		
100.0	100.0	31,088	cases	

Data type: numeric
 Missing-data codes: *--4
 Columns: 2133-2134

XDRET Returned for results (days since RB3)

31,088 cases (Range of valid codes: -346-1,235)

Data type: numeric
 Missing-data code: -9999
 Columns: 2135-2139

XDF3TEST Blood draw (days since RB3)

31,088 cases (Range of valid codes: -242-456)

Data type: numeric
 Missing-data code: -9999
 Columns: 2140-2144

F3BDN	Blood Draw Number			
--------------	--------------------------	--	--	--

PCT	PCT	N	VALUE	LABEL
VALID	ALL			
97.8	11.1	3,437	1	1=1st blood draw
2.2	0.2	76	2	2=2nd blood draw
0.0	0.0	0	3	3=3rd blood draw
0.0	0.0	0	4	4=4th blood draw
0.0	0.0	0	5	5=5th blood draw
0.0	0.0	0	6	6=6th blood draw
	88.7	27,575	-5	-5 = SYSTEM MISSING
-----	-----	-----		
100.0	100.0	31,088	cases	

Data type: numeric
 Missing-data codes: *--4
 Columns: 2145-2146

F3EIA1	First EIA test result			
---------------	------------------------------	--	--	--

PCT	PCT	N	VALUE	LABEL
VALID	ALL			
95.9	10.8	3,369	0	0=NEGATIVE
4.0	0.5	140	1	1=POSITIVE
0.1	0.0	3	2	2=OTHER
	88.7	27,576	-5	-5 = SYSTEM MISSING
-----	-----	-----		
100.0	100.0	31,088	cases	

Data type: numeric
 Missing-data codes: *--4
 Columns: 2147-2148

F3EIA2 Final EIA test result

PCT	PCT	N	VALUE	LABEL
VALID	ALL			
9.4	0.0	11	0	0=NEGATIVE
90.6	0.3	106	1	1=POSITIVE
0.0	0.0	0	9	9=NOT PERFORMED
	10.9	3,393	-9	-9 = SKIP, INELIG, NA
	88.7	27,578	-5	-5 = SYSTEM MISSING
-----	-----	-----		
100.0	100.0	31,088		cases

Data type: numeric
 Missing-data codes: *--4
 Columns: 2149-2150

F3CTEST Confirmatory Test

PCT	PCT	N	VALUE	LABEL
VALID	ALL			
0.7	0.0	1	0	0=NONE PERFORMED
64.0	0.3	89	1	1=WESTERN BLOT
35.3	0.2	49	2	2=OTHER
	10.8	3,373	-9	-9 = SKIP, INELIG, NA
	88.7	27,576	-5	-5 = SYSTEM MISSING
-----	-----	-----		
100.0	100.0	31,088		cases

Data type: numeric
 Missing-data codes: *--4
 Columns: 2151-2152

F3CTRSLT	Confirmatory test result
-----------------	---------------------------------

PCT	PCT	N	VALUE	LABEL
VALID	ALL			
0.1	0.0	5	0	0=NEGATIVE
3.8	0.4	133	1	1=POSITIVE
96.1	10.9	3,375	2	2=INDETERMINATE
0.0	0.0	0	2	2,9=INDETERMINATE/NOT PERFORMED (CONF)
	88.7	27,575	-5	-5=SYSTEM MISSING
-----	-----	-----		
100.0	100.0	31,088		cases

Data type: numeric
Missing-data codes: *--4
Columns: 2153-2154

F3LABBND	Lab reported band data
-----------------	-------------------------------

PCT	PCT	N	VALUE	LABEL
VALID	ALL			
40.6	0.2	56	0	0=No
59.4	0.3	82	1	1=Yes
	10.9	3,374	-9	-9 = SKIP, INELIG, NA
	88.7	27,576	-5	-5 = SYSTEM MISSING
-----	-----	-----		
100.0	100.0	31,088		cases

Data type: numeric
Missing-data codes: *--4
Columns: 2155-2156

F3BAND01	p15/p17/p18 band
-----------------	-------------------------

PCT	PCT	N	VALUE	LABEL
VALID	ALL			
0.4	0.0	14	0	0=NEGATIVE, NOT REACTIVE
1.7	0.2	60	1	1=POSITIVE, REACTIVE
97.9	11.1	3,439	2	2=OTHER
	88.7	27,575	-5	-5 = SYSTEM MISSING
-----	-----	-----		
100.0	100.0	31,088		cases

Data type: numeric
Missing-data codes: *--4
Columns: 2157-2158

F3BAND02 **p24 band**

PCT	PCT	N	VALUE	LABEL
VALID	ALL			
2.3	0.3	82	1	0,1=NEGATIVE/POSITIVE (CONF)
97.7	11.0	3,431	2	2,9=OTHER/NOT REPORTED (CONF)
	88.7	27,575	-5	-5 = SYSTEM MISSING
-----	-----	-----		
100.0	100.0	31,088		cases

Data type: numeric
 Missing-data codes: *--4
 Columns: 2159-2160

F3BAND03 **p31 band**

PCT	PCT	N	VALUE	LABEL
VALID	ALL			
0.3	0.0	11	0	0=NEGATIVE, NOT REACTIVE
1.7	0.2	61	1	1=POSITIVE, REACTIVE
98.0	11.1	3,441	2	2=OTHER
	88.7	27,575	-5	-5 = SYSTEM MISSING
-----	-----	-----		
100.0	100.0	31,088		cases

Data type: numeric
 Missing-data codes: *--4
 Columns: 2161-2162

F3BAND04 **gp41 band**

PCT	PCT	N	VALUE	LABEL
VALID	ALL			
0.2	0.0	6	0	0=NEGATIVE, NOT REACTIVE
2.2	0.2	76	1	1=POSITIVE, REACTIVE
97.7	11.0	3,431	2	2=OTHER
	88.7	27,575	-5	-5 = SYSTEM MISSING
-----	-----	-----		
100.0	100.0	31,088		cases

Data type: numeric
 Missing-data codes: *--4
 Columns: 2163-2164

F3BAND05 p5p53 band

PCT	PCT	N	VALUE	LABEL
VALID	ALL			
0.3	0.0	10	0	0=NEGATIVE, NOT REACTIVE
1.8	0.2	63	1	1=POSITIVE, REACTIVE
97.9	11.1	3,440	2	2=OTHER
	88.7	27,575	-5	-5 = SYSTEM MISSING
-----	-----	-----		
100.0	100.0	31,088		cases

Data type: numeric
Missing-data codes: *--4
Columns: 2165-2166

F3BAND06 p55 band

PCT	PCT	N	VALUE	LABEL
VALID	ALL			
0.7	0.1	24	0	0=NEGATIVE, NOT REACTIVE
1.4	0.2	50	1	1=POSITIVE, REACTIVE
97.9	11.1	3,439	2	2=OTHER
	88.7	27,575	-5	-5 = SYSTEM MISSING
-----	-----	-----		
100.0	100.0	31,088		cases

Data type: numeric
Missing-data codes: *--4
Columns: 2167-2168

F3BAND07 p65/p66 band

PCT	PCT	N	VALUE	LABEL
VALID	ALL			
0.2	0.0	8	0	0=NEGATIVE, NOT REACTIVE
1.9	0.2	65	1	1=POSITIVE, REACTIVE
97.9	11.1	3,440	2	2=OTHER
	88.7	27,575	-5	-5 = SYSTEM MISSING
-----	-----	-----		
100.0	100.0	31,088		cases

Data type: numeric
Missing-data codes: *--4
Columns: 2169-2170

F3BAND08 **gp120 band**

PCT VALID	PCT ALL	N	VALUE	LABEL
0.1	0.0	5	0	0=NEGATIVE, NOT REACTIVE
1.7	0.2	61	1	1=POSITIVE, REACTIVE
98.1	11.1	3,447	2	2=OTHER
	88.7	27,575	-5	-5 = SYSTEM MISSING
-----	-----	-----		
100.0	100.0	31,088		cases

Data type: numeric
 Missing-data codes: *--4
 Columns: 2171-2172

F3BAND09 **gp160 band**

PCT VALID	PCT ALL	N	VALUE	LABEL
0.1	0.0	4	0	0=NEGATIVE, NOT REACTIVE
1.8	0.2	62	1	1=POSITIVE, REACTIVE
98.1	11.1	3,447	2	2=OTHER
	88.7	27,575	-5	-5 = SYSTEM MISSING
-----	-----	-----		
100.0	100.0	31,088		cases

Data type: numeric
 Missing-data codes: *--4
 Columns: 2173-2174

F3BAND10 **gp120/gp160 band**

PCT VALID	PCT ALL	N	VALUE	LABEL
0.9	0.1	32	1	0,1=NEGATIVE/POSITIVE (CONF)
99.1	11.2	3,480	2	2,9=OTHER/NOT REPORTED (CONF)
	88.7	27,576	-5	-5 = SYSTEM MISSING
-----	-----	-----		
100.0	100.0	31,088		cases

Data type: numeric
 Missing-data codes: *--4
 Columns: 2175-2176

F3BAND11	Other band
-----------------	-------------------

PCT	PCT	N	VALUE	LABEL
VALID	ALL			
0.1	0.0	3	0	0=NEGATIVE, NOT REACTIVE
0.1	0.0	5	1	1=POSITIVE, REACTIVE
99.8	11.2	3,496	2	2=OTHER
	88.7	27,584	-5	-5 = SYSTEM MISSING
-----	-----	-----		
100.0	100.0	31,088		cases

Data type: numeric
 Missing-data codes: *--4
 Columns: 2177-2178

F3RETND	Did client return for results?
----------------	---------------------------------------

PCT	PCT	N	VALUE	LABEL
VALID	ALL			
63.3	7.1	2,222	0	0=No
36.7	4.1	1,290	1	1=Yes
	88.7	27,576	-5	-5 = SYSTEM MISSING
-----	-----	-----		
100.0	100.0	31,088		cases

Data type: numeric
 Missing-data codes: *--4
 Columns: 2179-2180

XDF3RET	Returned for results (days since RB3)
----------------	--

31,088 cases (Range of valid codes: 6-478)

Data type: numeric
 Missing-data code: -9999
 Columns: 2181-2185

XDF6TEST	Blood draw (days since RB3)
-----------------	------------------------------------

31,088 cases (Range of valid codes: 85-1,437)

Data type: numeric
 Missing-data code: -9999
 Columns: 2186-2190

F6BDN	Blood Draw Number
--------------	--------------------------

PCT	PCT	N	VALUE	LABEL
VALID	ALL			
96.6	28.7	8,936	1	1=1st blood draw
3.3	1.0	303	2	2=2nd blood draw
0.1	0.0	12	6	3,4,5,6=3rd/.../6th blood draw (CONF)
	70.2	21,837	-5	-5=SYSTEM MISSING
-----	-----	-----		
100.0	100.0	31,088		cases

Data type: numeric
 Missing-data codes: *--4
 Columns: 2191-2192

F6EIA1	First EIA test result
---------------	------------------------------

PCT	PCT	N	VALUE	LABEL
VALID	ALL			
93.8	27.9	8,669	0	0=NEGATIVE
6.2	1.8	574	1	1=POSITIVE
0.0	0.0	3	2	2=OTHER
	70.3	21,842	-5	-5 = SYSTEM MISSING
-----	-----	-----		
100.0	100.0	31,088		cases

Data type: numeric
 Missing-data codes: *--4
 Columns: 2193-2194

F6EIA2	Final EIA test result
---------------	------------------------------

PCT	PCT	N	VALUE	LABEL
VALID	ALL			
79.3	2.1	657	0	0=NEGATIVE
20.7	0.6	171	1	1=POSITIVE
0.0	0.0	0	9	9=NOT PERFORMED
	26.7	8,285	-9	-9 = SKIP, INELIG, NA
	70.7	21,975	-5	-5 = SYSTEM MISSING
-----	-----	-----		
100.0	100.0	31,088		cases

Data type: numeric
 Missing-data codes: *--4
 Columns: 2195-2196

F6CTEST	Confirmatory Test			
----------------	--------------------------	--	--	--

PCT	PCT	N	VALUE	LABEL
VALID	ALL			
41.6	1.3	409	0	0=NONE PERFORMED
57.3	1.8	563	1	1=WESTERN BLOT
1.0	0.0	10	2	2=OTHER
	26.6	8,261	-9	-9 = SKIP, INELIG, NA
	70.3	21,845	-5	-5 = SYSTEM MISSING
-----	-----	-----		
100.0	100.0	31,088		cases

Data type: numeric
Missing-data codes: *--4
Columns: 2197-2198

F6CTRSLT	Confirmatory test result			
-----------------	---------------------------------	--	--	--

PCT	PCT	N	VALUE	LABEL
VALID	ALL			
27.3	0.7	213	0	0=NEGATIVE
71.0	1.8	553	1	1=POSITIVE
1.7	0.0	13	2	2=INDETERMINATE
0.0	0.0	0	9	9=NOT PERFORMED
	27.2	8,468	-9	-9 = SKIP, INELIG, NA
	70.3	21,841	-5	-5 = SYSTEM MISSING
-----	-----	-----		
100.0	100.0	31,088		cases

Data type: numeric
Missing-data codes: *--4
Columns: 2199-2200

F6LABBND **Lab reported band data**

PCT	PCT	N	VALUE	LABEL
VALID	ALL			
23.4	0.4	131	0	0=No
76.6	1.4	428	1	1=Yes
	27.9	8,667	-9	-9 = SKIP, INELIG, NA
	70.3	21,862	-5	-5 = SYSTEM MISSING
-----	-----	-----		
100.0	100.0	31,088	cases	

Data type: numeric
 Missing-data codes: *--4
 Columns: 2201-2202

F6BAND01 **p15/p17/p18 band**

PCT	PCT	N	VALUE	LABEL
VALID	ALL			
0.5	0.2	50	0	0=NEGATIVE, NOT REACTIVE
3.4	1.0	315	1	1=POSITIVE, REACTIVE
96.0	28.5	8,869	2	2=OTHER
	70.3	21,854	-5	-5 = SYSTEM MISSING
-----	-----	-----		
100.0	100.0	31,088	cases	

Data type: numeric
 Missing-data codes: *--4
 Columns: 2203-2204

F6BAND02 **p24 band**

PCT	PCT	N	VALUE	LABEL
VALID	ALL			
0.1	0.0	11	0	0=NEGATIVE, NOT REACTIVE
4.6	1.4	424	1	1=POSITIVE, REACTIVE
95.3	28.3	8,799	2	2=OTHER
	70.3	21,854	-5	-5 = SYSTEM MISSING
-----	-----	-----		
100.0	100.0	31,088	cases	

Data type: numeric
 Missing-data codes: *--4
 Columns: 2205-2206

F6BAND03 **p31 band**

PCT	PCT	N	VALUE	LABEL
VALID	ALL			
0.3	0.1	25	0	0=NEGATIVE, NOT REACTIVE
1.0	0.3	96	1	1=POSITIVE, REACTIVE
98.7	29.3	9,111	2	2=OTHER
	70.3	21,856	-5	-5 = SYSTEM MISSING
-----	-----	-----		
100.0	100.0	31,088		cases

Data type: numeric
Missing-data codes: *--4
Columns: 2207-2208

F6BAND04 **gp41 band**

PCT	PCT	N	VALUE	LABEL
VALID	ALL			
0.2	0.1	21	0	0=NEGATIVE, NOT REACTIVE
4.4	1.3	410	1	1=POSITIVE, REACTIVE
95.3	28.3	8,801	2	2=OTHER
	70.3	21,856	-5	-5 = SYSTEM MISSING
-----	-----	-----		
100.0	100.0	31,088		cases

Data type: numeric
Missing-data codes: *--4
Columns: 2209-2210

F6BAND05 **p5p53 band**

PCT	PCT	N	VALUE	LABEL
VALID	ALL			
0.3	0.1	25	0	0=NEGATIVE, NOT REACTIVE
0.9	0.3	80	1	1=POSITIVE, REACTIVE
98.9	29.4	9,127	2	2=OTHER
	70.3	21,856	-5	-5 = SYSTEM MISSING
-----	-----	-----		
100.0	100.0	31,088		cases

Data type: numeric
Missing-data codes: *--4
Columns: 2211-2212

F6BAND06 **p55 band**

PCT	PCT	N	VALUE	LABEL
VALID	ALL			
0.9	0.3	84	0	0=NEGATIVE, NOT REACTIVE
3.6	1.1	335	1	1=POSITIVE, REACTIVE
95.5	28.3	8,812	2	2=OTHER
	70.3	21,857	-5	-5 = SYSTEM MISSING
-----	-----	-----		
100.0	100.0	31,088		cases

Data type: numeric
 Missing-data codes: *--4
 Columns: 2213-2214

F6BAND07 **p65/p66 band**

PCT	PCT	N	VALUE	LABEL
VALID	ALL			
0.3	0.1	28	0	0=NEGATIVE, NOT REACTIVE
3.7	1.1	338	1	1=POSITIVE, REACTIVE
96.0	28.5	8,866	2	2=OTHER
	70.3	21,856	-5	-5 = SYSTEM MISSING
-----	-----	-----		
100.0	100.0	31,088		cases

Data type: numeric
 Missing-data codes: *--4
 Columns: 2215-2216

F6BAND08 **gp120 band**

PCT	PCT	N	VALUE	LABEL
VALID	ALL			
0.3	0.1	30	0	0=NEGATIVE, NOT REACTIVE
4.2	1.2	384	1	1=POSITIVE, REACTIVE
95.5	28.4	8,818	2	2=OTHER
	70.3	21,856	-5	-5 = SYSTEM MISSING
-----	-----	-----		
100.0	100.0	31,088		cases

Data type: numeric
 Missing-data codes: *--4
 Columns: 2217-2218

F6BAND09 **gp160 band**

PCT	PCT	N	VALUE	LABEL
VALID	ALL			
0.3	0.1	26	0	0=NEGATIVE, NOT REACTIVE
4.0	1.2	371	1	1=POSITIVE, REACTIVE
95.7	28.4	8,835	2	2=OTHER
	70.3	21,856	-5	-5 = SYSTEM MISSING
-----	-----	-----		
100.0	100.0	31,088		cases

Data type: numeric
Missing-data codes: *--4
Columns: 2219-2220

F6BAND10 **gp120/gp160 band**

PCT	PCT	N	VALUE	LABEL
VALID	ALL			
0.1	0.0	5	0	0=NEGATIVE, NOT REACTIVE
0.3	0.1	31	1	1=POSITIVE, REACTIVE
99.6	29.6	9,200	2	2=OTHER
	70.3	21,852	-5	-5 = SYSTEM MISSING
-----	-----	-----		
100.0	100.0	31,088		cases

Data type: numeric
Missing-data codes: *--4
Columns: 2221-2222

F6BAND11 **Other band**

PCT	PCT	N	VALUE	LABEL
VALID	ALL			
0.3	0.1	25	0	0=NEGATIVE, NOT REACTIVE
3.3	1.0	305	1	1=POSITIVE, REACTIVE
96.4	28.6	8,906	2	2=OTHER
	70.3	21,852	-5	-5 = SYSTEM MISSING
-----	-----	-----		
100.0	100.0	31,088		cases

Data type: numeric
Missing-data codes: *--4
Columns: 2223-2224

F6RETND Did client return for results?

PCT	PCT	N	VALUE	LABEL
VALID	ALL			
43.5	8.1	2,519	0	0=No
56.5	10.5	3,275	1	1=Yes
	81.4	25,294	-5	-5 = SYSTEM MISSING
-----	-----	-----		
100.0	100.0	31,088	cases	

Data type: numeric
Missing-data codes: *--4
Columns: 2225-2226

XDF6RET Returned for results (days since RB3)

31,088 cases (Range of valid codes: -181-1,260)

Data type: numeric
Missing-data code: -9999
Columns: 2227-2231

APPENDIX A

Appendix A is a compilation of the various edits and deletions implemented during the process of creating the public use data files. Each of the five sections, in this appendix, either summarises or itemises the modifications made to the respondent and process data files.

Section I	Summary of data quality enhancement recodes (EditNida.sas)
Section II	Confidentiality enhancements made to Respondent Data (Confidnt.sas)
Section III	Confidentiality enhancements made to Process Data (Confidpr.sas)
Section IV	List of variables deleted from the Respondent Data (ListDele.txt)
Section V	List of variables deleted from the Process Data (ListDelp.txt)

I. NOTES ON THE EDITNIDA.SAS PROGRAM

This program removed out-of-range values for a number of variables. In all, 276 values required editing. All of these out-of-range values were changed to result in missing values in the public use flat file.

Given 31,088 records and 297 variables checked by the editnida.sas program, the value-wise out-of-range error rate encountered was 0.003%. This does not include inter-value inconsistencies such as those encountered between certain dates.

II. NOTES ON THE CONFIDNT.SAS PROGRAM

This program carried out confidentiality-enhancing steps, in three sections, to produce a public use ASCII flat file.

The first section generated dates from month-day-year values, and subtracted the resulting date from a reference date such as birthday or date of the "RB3" interview. Depending on the variables involved, most results were expressed in years since birth, months since the "RB3" interview, or days since the "RB3" interview. In a few cases, certain values were illogical in that they suggested an event happened before the person was born. In such cases, the value was edited so that the eventual public use value would be missing.

The second section recoded certain variables to conceal extreme values in the original data set; the variables concerned had to do with income and the number of sex partners a respondent had.

The third section caused a list of variables to be dropped from the data set. These lists ("listdele.txt" and "listdelp.txt") comprise all variables deemed to potentially compromise the confidentiality of the respondent, including:

- variables that provided specific date information about the respondent.
- variables that could identify the geographic location of the respondent.
- variables that could potentially be combined with other databases to identify respondents.

III. NOTES ON THE CONFIDPR.SAS PROGRAM

This program carried out confidentiality-enhancing steps on selected variables in the process data set. The program merged the relevant parts of the respondent and process data sets and compared "process" dates to critical "respondent" dates, creating new respondent variables that classified the respondent as having experienced an event "before," "after," or "on" the process date. For example, when a crossover design was used to implement random assignment of clients, the date of the respondent's assignment to an intervention process (ASSGMO, ASSGDA, ASSGYR) is compared to the site's crossover dates (SI32B_1 through SI32B_4), and a new variable (XSI32B) classifies the respondent by the crossover period during which he or she was assigned to an intervention. The new respondent variables were remerged with the respondent data set.

The merge process was complicated by the fact that several sites required two site-level process records rather than one, to document an alternative intervention track. In all but one case, the process data set originally provided the two records in the same logical order. The exception required a reversal in the assignment of the code number used.

One group of process date variables, however (AMODATE, ADYDATE, AYRDATE), was not assigned to the respondent data set, since they were simply the date that the Anderson-McCoy questionnaire was administered to site administrators. To enhance confidentiality of the site, such dates were disguised by subtracting the same arbitrarily chosen date from each of them. The resulting XDAMC value is the same for all respondents at a site (or site/enhanced intervention combination).

IV. LISTDELE.TXT – LIST OF DELETED RESPONDENT VARIABLE NAMES

RESPONDENT VARIABLE NAME	RESPONDENT VARIABLE TYPE
ABTHDY	* date *
ABTHMO	* date *
ABTHYR	* date *
AGEOCD	* place *
AHISPS	* specify *
ALIVES	* specify *
AMARSTS	* specify *
ANBHOOD	* place *
ANLIVHS	* specify *
ARACGPS	* specify *
ASSGDA	* date *
ASSGMO	* date *
ASSGYR	* date *
AZIPCO	* place *
AZIPCO1	* place *
BASEHT3	* flag *
BEDRGJS	* specify *
BLIJMO	* date *
BLIJYR	* date *
CP2DTDA	* date *
CP2DTMO	* date *
CP2DTYR	* date *
CPHIVTDA	* date *
CPHIVTMO	* date *
CPHIVTYR	* date *
CPOURN	* specify *
CPSDTDA	* date *
CPSDTMO	* date *
CPSDTYR	* date *
CPSNAME	* ID *
CPSPOSIT	* ID *
CTESTS	* specify *
CTLAB	* specify - place *
CTPROC	* specify - procedure *
CTSUPLS	* specify - place *

RESPONDENT VARIABLE NAME	RESPONDENT VARIABLE TYPE
CTSUUWO	* specify *
DLPSDA	* date *
DLPSMO	* date *
DLPSYR	* date *
DUD48O	* specify *
EDTFS	* specify *
EDTYRA	* date *
EDTYRB	* date *
EDTYRC	* date *
EDTYRD	* date *
EDTYRE	* date *
EDTYRF	* date *
ENODTGS	* specify *
ESACTS	* specify - date - place *
F3CTESTS	* specify *
F3CTLAB	* specify - place *
F3CTPROC	* specify *
F3NOTES	* specify *
F3OBAND	* specify *
F3RETDA	* date *
F3RETMO	* date *
F3RETYR	* date *
F3TESTDA	* date *
F3TESTMO	* date *
F3TESTYR	* date *
F6CTESTS	* specify *
F6CTLAB	* specify - place *
F6CTPROC	* specify *
F6NOTES	* specify *
F6OBAND	* specify *
F6RETDA	* date *
F6RETMO	* date *
F6RETYR	* date *
F6TESTDA	* date *
F6TESTMO	* date *
F6TESTYR	* date *
FABTHDY	* date *
FABTHMO	* date *
FABTHYR	* date *
FAGEOCD	* place *
FAHISPS	* specify *

RESPONDENT VARIABLE NAME	RESPONDENT VARIABLE TYPE
FALIVES	* specify *
FAMARSTS	* specify *
FANBHOOD	* place *
FANLIVHS	* specify *
FARACGPS	* specify *
FAZIPCO	* place *
FAZIPCO1	* place *
FBEDRGJS	* specify *
FCTSUPLS	* specify - place *
FCTSUUWO	* specify *
FDUD480	* specify *
FEDTFS	* specify *
FENODTGS	* specify *
FENODTMO	* date *
FENODTYR	* date *
FFTDDSJS	* specify *
FGEGSGDS	* specify *
FGGDGSJS	* specify *
FGSPREFS	* specify *
FHAIDSYR	* date *
FHARCYR	* date *
FHHIVYR	* date *
FHRINFHS	* specify *
FHTSTMOL	* date *
FHTSTYR1	* date *
FHTSTYRL	* date *
FJINCJS	* specify *
FJWORKS	* specify *
FOLUPCPS	* flag *
FOLUPRBF	* flag *
FPINTDA	* date *
FPINTID	* ID *
FPINTMO	* date *
FPINTYR	* date *
FPLANGS	* specify *
FPPDATA	* specify *
FPRESIDA	* ID *
FTDDSJS	* specify *
FUPHT33	* flag *
FUPHT36	* flag *
GEGSGDS	* specify *

RESPONDENT VARIABLE NAME	RESPONDENT VARIABLE TYPE
GGDGSJS	* specify *
GSPREFS	* specify *
HAIDSYR	* date *
HARCYR	* date *
HHIVYR	* date *
HHLTHAT	* date *
HHLTHBT	* date *
HHLTHCT	* date *
HHLTHDT	* date *
HHLTHET	* date *
HHLTHFT	* date *
HHLTHGT	* date *
HHLTHHT	* date *
HIVTDA	* date *
HIVTMO	* date *
HIVTYR	* date *
HTSTMOL	* date *
HTSTYR1	* date *
HTSTYRL	* date *
INTDTDA	* date *
INTDTMO	* date *
INTDTYR	* date *
JINCJS	* specify *
JWORKS	* specify *
NAME	* ID *
NOTES	* specify *
OBAND	* specify *
OCPURINE	* specify *
OREFOT	* specify *
ORINEL	* text *
ORNOHIV	* specify *
ORNORBF	* specify *
OURINE	* specify *
PILANGS	* specify *
PINTDA	* date *
PINTID	* ID *
PINTMO	* date *
PINTYR	* date *
POSIT	* ID *
PPDATA	* ID *
PRESID	* ID *

RESPONDENT VARIABLE NAME	RESPONDENT VARIABLE TYPE
PRESIDA	* ID *
PREVCDA	* date *
PREVCMO	* date *
PREVCYR	* date *
PREVNDA	* date *
PREVNMO	* date *
PREVNYR	* date *
PSITE	* place *
RBFINTDA	* date *
RBFINTMO	* date *
RBFINTYR	* date *
RETDA	* date *
RETMO	* date *
RETYR	* date *
RLTOFUP	* text *
SES1DA	* date *
SES1MO	* date *
SES1YR	* date *
SES2DA	* date *
SES2MO	* date *
SES2YR	* date *
SSACTS	* specify - date - place *
TESTDA	* date *
TESTMO	* date *
TESTYR	* date *
WAVE	* ID *

V. LISTDELP.TXT – LIST OF DELETED PROCESS VARIABLE NAMES

PROCESS VARIABLE NAME	PROCESS VARIABLE TYPE
ACENIDEA	* text *
ADYDATE	* date *
AMODATE	* date *
API	* ID *
AYRDATE	* date *
DESIGNB	* text *
EI12_1	* date *
EI12_3	* date *
LD88SRC	* text *
LD88SRC1	* text *
LD88SRC2	* text *
LD88SRC3	* text *
LD88SRCI	* text *
LD88SRCP	* text *
LD90SRC	* text *
LD90SRC1	* text *
LD90SRC2	* text *
LD90SRC3	* text *
LD90SRCI	* text *
LD90SRCP	* text *
LD92SRC	* text *
LD92SRC1	* text *
LD92SRC2	* text *
LD92SRC3	* text *
LD92SRCI	* text *
LD92SRCP	* text *
LD94SRC	* text *
LD94SRC1	* text *
LD94SRC2	* text *
LD94SRC3	* text *
LD94SRCI	* text *
LD94SRCP	* text *
LD96SRC	* text *
LD96SRC1	* text *
LD96SRC2	* text *
LD96SRC3	* text *

PROCESS VARIABLE NAME	PROCESS VARIABLE TYPE
LD96SRCI	* text *
LD96SRCP	* text *
SI200_2	* date *
SI200_3	* date *
SI201_3	* date *
SI204_3	* date *
SI206_2	* date *
SI206_3	* date *
SI32B_1	* date *
SI32B_2	* date *
SI32B_3	* date *
SI32B_4	* date *
SI50B_1	* date *
SI50B_2	* date *
SIS102A	* text *
SIS104	* text *
SIS105	* text *
SIS116A	* text *
SIS118	* text *
SIS119	* text *
SIS130A	* text *
SIS132	* text *
SIS133	* text *
SIS142A	* text *
SIS27A	* text *
SIS2E	* text *
SIS35A	* text *
SIS38A	* text *
SIS53A	* text *
SIS61A	* text *
SIS64A	* text *
SIS79A	* text *
SIS87A	* text *
SIS90A	* text *
SIS91A	* text *
SIS91B	* text *
SIS91C	* text *
SITE	* place *
SITENUM	* place *