

**Washington, DC, Metropolitan Area  
Drug Study (DC\*MADS), 1992: Drug  
Use Among DC Women Delivering  
Live Births in DC Hospitals**

*United States Department of Health and  
Human Services. National Institute on  
Drug Abuse*

Infant Data Codebook



## **Terms of Use**

The terms of use for this study can be found at:

<http://datafiles.samhsa.gov/terms-use-nid3422>



**\*\*\*PROCESSOR NOTES\*\*\***

**Washington, DC, Metropolitan Area Drug Study (DC\*MADS), 1992:  
Drug Use Among DC Women Delivery Live Births in DC Hospitals  
Part 1: Infant Data File**

**Notes on Version 2**

1. The decision was made to not make Part 2: Mother Data available on SDA because it was an unnecessary duplication of variables. All of the variables in the mother data file can be found in Part 1: Infant Data.
2. Women who gave birth to twins will be listed twice in the data set, once for each child. The variable PRIMARY designates the first child listed to a mother who delivered twins. The variable PRIMARY can be used to filter out these duplicate cases when performing analysis on variables using questions from the mother's questionnaire or abstract.
3. The question text was reworded on variables that start with the letter X. These variables refer to questions pertaining to dates or time periods. The data was recoded by the PI. The text was revised so that the text fit the final data more accurately. The original text of the question is still provided in parentheses for each variable.
4. Previously discharge diagnosis variables were categorized into groups for the SDA dataset, but were left as string variables on the downloadable dataset. The variables are no longer categorized on the SDA. The 4 or 5 digit code was recoded into numeric values and then the correct value labels from the original code were applied.
5. The variable RISKLEV2 had cases that were coded with the value of "3" with the value label of "??". These cases have been recoded into a "-5" and were labeled as "DATA OUT OF RANGE".
6. The pdf codebook that accompanies the download of this dataset contains two frequency sections. The first section contains frequencies prepared by the PI. A frequency section is included with the current display standards for studies in the archive. References to column locations in the PI provided frequency section should be ignored as these are no longer correct. Please refer to the frequency section for current column locations.
7. Some variables listed in the pdf codebook in the PI supplied frequency section list the data in its original form. These variables were then recoded by the PI prior to sending the data for public release. The frequency section displays these recoded frequencies. Therefore the public data and frequency section do not match the frequencies provided by the PI.



# **WARNING! DATA USE RESTRICTIONS**

## **Read Carefully Before Using**

The Public Health Service Act (Section 301) provides that the data collected by the National Institute on Drug Abuse (NIDA) may be used only for the purpose of statistical reporting and analysis.

Any effort to determine the identity of any reported case is prohibited by this law.

NIDA does all it can to assure that the identity of subjects cannot be disclosed. All direct identifiers, as well as any characteristics that might lead to identification, are omitted from the data set. Any intentional identification or disclosure of a person or establishment violates the assurances of confidentiality given to the providers of the information. Therefore, users must agree to:

1. Use the data in this data set for statistical reporting and analysis only.
2. Make no use of the identity of any person or establishment discovered inadvertently and advise the Director of NIDA of any such discovery.
3. Not link this data set with individually identifiable data from other NIDA and non-NIDA data sets.

**By using these data you signify your agreement to comply with the above-stated statutorily based requirements.**





## TABLE OF CONTENTS

<u>Item</u>	<u>Page</u>
Use of Data from the DC*MADS Drug Use and Pregnancy Study .....	1
Data File Characteristics .....	2
SUMMARY OF DATA ITEMS AND LOCATION OF DOCUMENTATION.....	3
CHAPTER 1: USER NOTES .....	21
CHAPTER 2: INFANT FILE DOCUMENTATION.....	39
CHAPTER 3: MOTHER FILE DOCUMENTATION .....	113
Appendix A: Overview and Executive Summary of the DC*MADS Drug Use and Pregnancy Study .....	A-1
Appendix B: Methodological Issues.....	B-1
Appendix C: Example SAS and SUDAAN Programs .....	C-1
Appendix D: Data Collection Instruments.....	D-1
Appendix E: Alphabetical Listing of Infant File Variables .....	E-1
Appendix F: Alphabetical Listing of Mother File Variables.....	F-1
Appendix G: References .....	G-1



## **Use of Data from the DC\*MADS Drug Use and Pregnancy Study**

The National Institute on Drug Abuse (NIDA) sponsored the Drug Use and Pregnancy Study as part of the Washington, D.C. Metropolitan Area Drug Study (DC\*MADS) in 1992. Information on this study has been published in a technical report, a summary of which is reproduced as Appendix A in this document.

In preparing the public release version of the data files, all data containing geographic detail have been suppressed. Other items, such as race, were aggregated when very few individuals were found in more detailed categories. Information on attributes of the sampled institutions was suppressed to avoid potential disclosure. Some of the data contained in these files may not have been fully edited and will require user caution; these are self-report data which may be over- or under-reported.

The codebook is organized to document two datasets: an infant-level file, and a mother-level file. Within each file, variables are organized topically, following the organization of the questionnaire, the mother abstraction form, and the infant abstraction form. Created variables and sampling design variables are also included, as appropriate, for each file. As described in Appendix B and illustrated in Appendix C, the complex nature of this sample should be taken into account in the analysis of this data set. Drug use variables include a series of substance use variables commonly used in analyses of drug abuse data. These and other created variables were derived from compatible items in each of the component surveys. Each codebook item includes a suggested variable name along with the column location, codes and code descriptions, and the frequency distribution (unweighted) for that item. Appendices E and F provide alphabetical listings of the suggested variable names with their respective page locations for the infant and mother files, respectively.

NIDA requests the cooperation of users of this data file in observing the following guidelines:

- Any published material derived from these data should acknowledge the National Institute on Drug Abuse as the original source. It should also include a disclaimer which credits any analyses, interpretations, or conclusions reached to the author and not to NIDA, which is responsible only for the initial data.
- Authors should provide NIDA with a reprint of published articles which utilize the DC\*MADS data from the Drug Use and Pregnancy Study. Please send reprints to:

**DC\*MADS Data Management Staff  
Division of Epidemiology and Prevention Research  
National Institute on Drug Abuse  
Parklawn Building, Room 9A-42  
5600 Fishers Lane  
Rockville, MD 20857**

## DATA FILE CHARACTERISTICS

### 1992 DC\*MADS Drug Use and Pregnancy Study

---

**Title:** 1992 DC\*MADS Drug Use and Pregnancy Study

**INFANT file:**

**Data Set Name:** DCMINF.DAT  
**Record Length:** 1,066  
**Number of Records:** 1,048

**MOTHER file:**

**Data Set Name:** DCMMOM.DAT  
**Record Length:** 889  
**Number of Records:** 1,020

**Number of Disks:** 1 (ZIP File)

**Recording Mode:** ASCII (EBCDIC while at PCC)

**Notes:** ASCII files named READINF.ASC and READMOM.ASC are provided with minimum specifications for SAS read input programs for the infant and mother files, respectively, and may be adapted to suit other software packages.

Also provided is an ASCII file named FORMATS.ASC to generate SAS formats consistent with codebook values.

**Contact Persons:** Elizabeth Lambert/Arthur Hughes  
Division of Epidemiology and Prevention Research  
National Institute on Drug Abuse  
Parklawn Building, Room 9A-42  
5600 Fishers Lane  
Rockville, MD 20857  
(301) 443-6720/(301) 443-6637

## **SUMMARY OF DATA ITEMS AND LOCATION OF DOCUMENTATION**



**SUMMARY OF DATA ITEMS AND LOCATION OF DOCUMENTATION - INFANTS**

<b>COLUMN LOCATION</b>	<b>VARIABLE NAME</b>	<b>VARIABLE LABEL AND CODE VALUE</b>	<b>PAGE</b>
<b>PART A: PREGNANCY OUTCOME QUESTIONNAIRE</b>			
1-4	BABYNUM	INFANT IDENTIFICATION NUMBER	41
5-8	MOMNUM	MOTHER IDENTIFICATION NUMBER	41
9-10	Q1_MO	DATE OF DELIVERY/MONTH	41
11-12	Q2_LB	BIRTHWEIGHT/# POUNDS	41
13-14	Q2_OZ	BIRTHWEIGHT/# OUNCES	41
15-18	Q2_GR	BIRTHWEIGHT/# GRAMS	42
19-20	Q3_WK	GESTATIONAL AGE/# WEEKS	42
21-22	SPANISH	SPANISH FORM (ENTER "S")	42
23-24	A_1	VISIT DR./NURSE FOR PRENATAL CARE	42
25-26	XA_1A	WEEKS BETWEEN FIRST PRENATAL VISIT AND DELIVERY	42
27-28	A_1B	# PRENATAL VISITS/FOR PREGNANCY	42
29-30	A_1C	PLACE YOU WENT MOSTLY FOR PRENATAL CARE	43
31-32	A_1D_01	SERVICE/PREGNANCY TEST	43
33-34	A_1D_02	SERVICE/PRENATAL CHECKUPS	43
35-36	A_1D_03	SERVICE/LAB TESTS	44
37-38	A_1D_04	SERVICE/SONOGRAM/ULTRASOUND	44
39-40	A_1D_05	SERVICE/X-RAY	44
41-42	A_1D_06	SERVICE/AMNIOCENTESIS	44
43-44	A_1D_07	SERVICE/EMERGENCY VISITS	44
45-46	A_1D_08	SERVICE/OTHER	44
47-50	XA_2	DAYS BETWEEN DR DUE DATE AND DELIVERY	44
51-52	XA_3	WEEKS MOTHER KNEW SHE WAS PREGNANT	44
53-54	A_4	USE BIRTH CONTROL/MONTH/BECAME PREGNANT	45
55-56	A4_A_1	SPECIFY/KIND OF BIRTH CONTROL # 1	45
57-58	A4_A_2	SPECIFY/KIND OF BIRTH CONTROL # 2	45
59-60	A_5	FELT ABOUT BECOMING PREGNANT	45
61-62	A_6	THOUGHT ABOUT HAVING AN ABORTION	45
63-64	A_6A	CONTINUE PREGNANCY/BECAUSE ABORTION COST	46
65-66	A_7_01	MEDICAL PROBLEM/PREMATURE LABOR/CONTRACTIONS	46
67-68	A_7_02	MEDICAL PROBLEM/ANEMIA	46
69-70	A_7_03	MEDICAL PROBLEM/VAGINAL BLEEDING	46
71-72	A_7_04	MEDICAL PROBLEM/EXCESSIVE VOMITING	46
73-74	A_7_05	MEDICAL PROBLEM/TOXEMIA/PRE-ECLAMPSIA	46
75-76	A_7_06	MEDICAL PROBLEM/SUGAR DIABETES	46
77-78	A_7_07	MEDICAL PROBLEM/HEPATITIS/YELLOW JAUNDICE	46
79-80	A_7_08	MEDICAL PROBLEM/TUBERCULOSIS	46
81-82	A_7_09	MEDICAL PROBLEM/AIDS/ARC/HIV	46
83-84	A_7_10	MEDICAL PROBLEM/DEPRESSION	47
85-86	A_7_11	MEDICAL PROBLEM/ALCOHOL/DRUG RELATED PROB	47
87-88	A_7_12	MEDICAL PROBLEM/OTHER MEDICAL PROBLEM	47
89-90	A_7_SP	MEDICAL PROBLEM/OTHER SPECIFY	47
91-92	A_8_1	INFECTION/URINARY TRACT INFECTION	47
93-94	A_8A_1	TOOK ANTIBIOTICS/BLADDER INFECTION	47
95-96	A_8_2	INFECTION/CHLAMYDIA	47
97-98	A_8A_2	TOOK ANTIBIOTICS/CHLAMYDIA	47
99-100	A_8_3	INFECTION/SYPHILIS	48
101-102	A_8A_3	TOOK ANTIBIOTICS/SYPHILIS	48
103-104	A_8_4	INFECTION/GONORRHEA	48
105-106	A_8A_4	TOOK ANTIBIOTICS/GONORRHEA	48
107-108	A_8_5	INFECTION/GENITAL HERPES	48
109-110	A_8A_5	TOOK ANTIBIOTICS/GENITAL HERPES	48
111-112	A_8_6	INFECTION/OTHER SEX TRANSMITTED DISEASE	48
113-114	A_8A_6	TOOK ANTIBIOTICS/OTHER SEX TRANS DISEASE	48
115-116	A_8_SP	OTHER SEX TRANS DISEASE/SPECIFY	48
117-118	A_9	TOOK ANTIBIOTICS DURING PREGNANCY/OTHER REASON	48
119-120	A_9_SP	TYPE OF ANTIBIOTICS/SPECIFY	49
121-122	A_10	STAYED OVERNIGHT IN HOSPITAL/PREGNANCY	49
123-124	A_10_A	#TIME HOSPITALIZED OVERNIGHT/PREGNANCY	49
125-127	A_11	WEIGHT BEFORE BECAME PREGNANT	49
128-130	A_12	WEIGHT JUST BEFORE DELIVERY	49
131-132	A_13_FT	HEIGHT IN FEET	49

SUMMARY OF DATA ITEMS AND LOCATION OF DOCUMENTATION - INFANTS

COLUMN LOCATION	VARIABLE NAME	VARIABLE LABEL AND CODE VALUE	PAGE
133-134	A_13_IN	HEIGHT IN INCHES	50
135-136	A_14	#PREGNANCIES YOU HAVE HAD BEFORE	50
137-138	A_14_A	#PREGNANCIES ENDED WITH A LIVE BIRTH	50
139-140	A_14_C	WERE ALL OF THESE LIVE BIRTHS	50
141-142	A_15_A	PREGNANCIES ENDED WITH A MISCARRIAGE	50
143-144	A_15_B	#PREGNANCIES ENDED W/STILLBIRTH	51
145-146	A_15_C	#INDUCED ABORTIONS HAVE YOU HAD	51
147-148	A_15_D	#INDUCED ABORTIONS/FOR HEALTH REASON	51
149-150	A17A1_LB	BIRTH WEIGHT/LBS: BABY1	51
151-152	A17A1_OZ	BIRTH WEIGHT/OZS: BABY1	51
153-154	XA17A1	MOTHER'S AGE AT DELIVERY: BABY 1	52
155-156	A17A1_MF	SEX: BABY1	52
157-158	A17A1_YN	BABY DELIVERED MORE THAN 2 WEEKS EARLY: BABY1	52
159-160	A17A2_LB	BIRTH WEIGHT/LBS: BABY2	52
161-162	A17A2_OZ	BIRTH WEIGHT/OZS: BABY2	53
163-164	XA17A2	MOTHER'S AGE AT DELIVERY: BABY 2	53
165-166	A17A2_MF	SEX: BABY2	54
167-168	A17A2_YN	BABY DELIVERED MORE THAN 2 WEEKS EARLY: BABY2	54
169-170	A17A3_LB	BIRTH WEIGHT/LBS: BABY3	54
171-172	A17A3_OZ	BIRTH WEIGHT/OZS: BABY 3	54
173-174	XA17A3	MOTHER'S AGE AT DELIVERY: BABY 3	54
175-176	A17A3_MF	SEX: BABY3	55
177-178	A17A3_YN	BABY DELIVERED MORE THAN 2 WEEKS EARLY: BABY3	55
179-180	A17A4_LB	BIRTH WEIGHT/LBS: BABY4	55
181-182	A17A4_OZ	BIRTH WEIGHT/OZS: BABY4	55
183-184	XA17A4	MOTHER'S AGE AT DELIVERY: BABY 4	56
185-186	A17A4_MF	SEX: BABY4	56
187-188	A17A4_YN	BABY DELIVERED MORE THAN 2 WEEKS EARLY: BABY4	56
189-190	A17A5_LB	BIRTH WEIGHT/LBS: BABY 5	56
191-192	A17A5_OZ	BIRTH WEIGHT/OZS: BABY 5	56
193-194	XA17A5	MOTHER'S AGE AT DELIVERY: BABY 5	57
195-196	A17A5_MF	SEX: BABY 5	57
197-198	A17A5_YN	BABY DELIVERED MORE THAN 2 WEEKS EARLY: BABY5	57
199-200	A17A6_LB	BIRTH WEIGHT/LBS: BABY 6	57
201-202	A17A6_OZ	BIRTH WEIGHT/OZS: BABY 6	57
203-204	XA17A6	MOTHER'S AGE AT DELIVERY: BABY 6	58
205-206	A17A6_MF	SEX: BABY 6	58
207-208	A17A6_YN	BABY DELIVERED MORE THAN 2 WEEKS EARLY: BABY6	58
209-210	A17A7_LB	BIRTH WEIGHT/LBS: BABY 7	58
211-212	A17A7_OZ	BIRTH WEIGHT/OZS: BABY 7	58
213-214	XA17A7	MOTHER'S AGE AT DELIVERY: BABY 7	58
215-216	A17A7_MF	SEX: BABY 7	58
217-218	A17A7_YN	BABY DELIVERED MORE THAN 2 WEEKS EARLY: BABY8	58
219-220	A17A8_LB	BIRTH WEIGHT/LBS: BABY 8	59
221-222	A17A8_OZ	BIRTH WEIGHT/OZS: BABY 8	59
223-224	XA17A8	MOTHER'S AGE AT DELIVERY: BABY 8	59
225-226	A17A8_MF	SEX: BABY 8	59
227-228	A17A8_YN	BABY DELIVERED MORE THAN 2 WEEKS EARLY: BABY8	59
229-230	A17A9_LB	BIRTH WEIGHT/LBS: BABY 9	59
231-232	A17A9_OZ	BIRTH WEIGHT/OZS: BABY 9	59
233-234	XA17A9	MOTHER'S AGE AT DELIVERY: BABY 9	59
235-236	A17A9_MF	SEX: BABY 9	59
237-238	A17A9_YN	BABY DELIVERED MORE THAN 2 WEEKS EARLY: BABY9	59
239-240	XAGECALC	MOTHER'S AGE CALCULATED FROM MONTH, DAY, YEAR	60
241-242	B_2	CURRENT MARITAL STATUS	60
243-244	B_3	HISPANIC/SPANISH ORIGIN/DESCENT	60
245-246	B_4	RACIAL BACKGROUND	60
247-248	B_5	HIGHEST LEVEL/LAST GRADE COMPLETED/SCH	61
249-250	B_6	#PEOPLE REGULARLY LIVE WITH/INCLUDE SELF	61
251-252	B_7	#PEOPLE UNDER THE AGE OF 18	61
253-254	C_1	YOUR AGE WHEN FIRST TRIED A CIGARETTE	61
255-256	C_2	AGE/FIRST START SMOKING CIGARETTE DAILY	62



**SUMMARY OF DATA ITEMS AND LOCATION OF DOCUMENTATION - INFANTS**

<b>COLUMN LOCATION</b>	<b>VARIABLE NAME</b>	<b>VARIABLE LABEL AND CODE VALUE</b>	<b>PAGE</b>
257-258	C_3	LAST TIME YOU SMOKED A CIGARETTE	62
259-260	C_4	#CIGARETTE SMOKED A DAY/THIS PREGNANCY	63
261-262	C_5	LIVE IN SAME HOUSE W/ONE WHO SMOKED/PREG	63
263-264	C_6	AGE/FIRST TIME HAD GLASS OF BEER/WINE/LIQUOR	63
265-266	C_7	LAST TIME YOU DRANK ANY ALCOHOL	63
267-268	C_8	HOW OFTEN YOU DRANK ALCO/THIS PREGNANCY	64
269-270	C_9	#DRINKS USUALLY HAD/THIS PREGNANCY	64
271-272	C_10	AGE/FIRST TIME TRIED MARIJUANA/HASH	64
273-274	C_11	LAST TIME YOU USED MARIJUANA/HASH	64
275-276	C_12	HOW OFTEN USED MARIJUANA/THIS PREGNANCY	65
277-278	C_13	LIVED IN SAME HOUSE W/ONE WHO SMOKE HASH	65
279-280	C_14	AGE/FIRST TIME USED "CRACK" COCAINE	65
281-282	C_15	LAST TIME YOU USED "CRACK" COCAINE	65
283-284	C_16	HOW OFTEN USED "CRACK" COCAINE/PREGNANCY	66
285-286	C_17	USED "CRACK" COCAINE 24 HRS/BEFORE LABOR	66
287-288	C_18	USE "CRACK" COCAINE TO CAUSE LABOR START	66
289-290	C_19	LIVE IN HOUSE W/ONE/WHO SMOKED COCAINE	66
291-292	C_20	AGE/FIRST USED COCAINE OTHER THAN CRACK	66
293-294	C_21	LAST USED COCAINE OTHER THAN CRACK	67
295-296	C_22	AVG. USE/COCAINE OTHER THAN CRACK/PREG	67
297-298	C_23	USE COCAINE(NOT CRACK)24 HR/BEFORE LABOR	67
299-300	C_24	USE COCAINE(NOT CRACK)CAUSE LABOR START	67
301-302	C_25	AGE/FIRST TIME YOU USED HEROIN	67
303-304	C_26	LAST TIME YOU USED HEROIN	67
305-306	C_27	HOW OFTEN USED HEROIN/THIS PREGNANCY	68
307-308	C_28	SMOKED HEROIN DURING THIS PREGNANCY	68
309-310	C_29_01	USED INHALANTS/DURING PREGNANCY	68
311-312	C_29_02	USED HALLUCINOGENS/DURING PREGNANCY	68
313-314	C_29_03	METHADONE/TREAT PROG/DURING PREGNANCY	68
315-316	C_29_04	METHADONE OTHER/DURING PREGNANCY	68
317-318	C_29_05	SMOKABLE METHAMPHETAMINE/DURING PREG	68
319-320	C_29_91	DID NOT USED ANY DRUGS/THIS PREGNANCY	68
321-322	C_30	AGE/FIRST TIME TOOK STIMULANT/NONMEDICAL	69
323-324	C_31	LAST TIME TOOK STIMULANT/NONMEDICAL	69
325-326	C_32	TOOK STIMULANT DURING THIS PREGNANCY	69
327-328	C_33	AGE/FIRST TIME TOOK SED/TRANO/ANALG	69
329-330	C_34	LAST TIME TOOK SED/TRANO/ANALG	69
331-332	C_35	TOOK SEDATIVE DURING THIS PREGNANCY	70
333-334	D_1_01	SMOKE CIGARETTE/W/ALCO/THIS PREGNANCY	70
335-336	D_1_02	USE ALCOHOL/DURING THIS PREGNANCY	70
337-338	D_1_03	USE MARIJUANA/W/ALCOHOL/THIS PREGNANCY	70
339-340	D_1_04	USE INHALANTS/W/ALCOHOL/THIS PREGNANCY	70
341-342	D_1_05	USE CRACK COCAINE/W/ALCO/THIS PREGNANCY	70
343-344	D_1_06	OTHER COCAINE/W/ALCOHOL/THIS PREGNANCY	70
345-346	D_1_07	USE HALLUCINOGENS/W/ALCOHOL/PREGNANCY	70
347-348	D_1_08	USED HEROIN/W/ALCOHOL/THIS PREGNANCY	70
349-350	D_1_09	SMOKE METHAMPHETAMINE/W/ALCO/PREGNANCY	71
351-352	D_1_10	OTHER STIMULANTS/W/ALCOHOL/PREGNANCY	71
353-354	D_1_11	USE SEDATIVES/W/ALCOHOL/THIS PREGNANCY	71
355-356	D_1_12	TRANQUILIZERS/W/ALCOHOL/THIS PREGNANCY	71
357-358	D_1_13	USE ANALGESICS/W/ALCOHOL/THIS PREGNANCY	71
359-360	D_1_14	USE OTHER/W/ALCOHOL/THIS PREGNANCY	71
361-362	D_1_15	METHADONE/DRUG PROG/W/ALCOHOL/PREGNANCY	71
363-364	D_1_16	METHADONE/W/ALCOHOL/THIS PREGNANCY	71
365-366	D_1_91	NOT USED DRUGS/W/ALCOHOL/THIS PREGNANCY	71
367-368	D_2	USED A NEEDLE TO INJECT DRUG/NONMEDICAL	71
369-370	D_3	LAST TIME TOOK DRUG W/NEEDLE/NONMEDICAL	72
371-372	D_4	TOOK DRUG W/NEEDLE/THIS PREGNANCY	72
373-374	D_5_A	RISK/SMOKING MARIJUANA DURING PREGNANCY	72
375-376	D_5_B	RISK/USING CRACK DURING PREGNANCY	72
377-378	D_5_C	RISK/USING OTHER COCAINE/PREGNANCY	72
379-380	D_5_D	RISK/DRINKING REGULARLY DURING PREGNANCY	72

**SUMMARY OF DATA ITEMS AND LOCATION OF DOCUMENTATION - INFANTS**

<b>COLUMN LOCATION</b>	<b>VARIABLE NAME</b>	<b>VARIABLE LABEL AND CODE VALUE</b>	<b>PAGE</b>
381-382	D_5_E	RISK/SMOKING CIGARETTES DURING PREGNANCY	72
383-384	E_1	#TIME TREATED FOR ALCO/DRUG PROBLEM	73
385-386	E_2	LAST TREATMENT FOR DRUG OR ALCOHOL	73
387-388	E_3	APPLY FOR DRUG/ALCO TREAT/THIS PREGNANCY	73
389-390	E_4	RECEIVED DRUG TREATMENT/THIS PREGNANCY	73
391-392	F_1_A	EXPERIENCED SERIOUS DEPRESSION	73
393-394	F_1_B	SERIOUS DEPRESSION/PAST 30 DAYS	73
395-396	F_2_A	EXPERIENCED SERIOUS ANXIETY/TENSION	73
397-398	F_2_B	SERIOUS ANXIETY/TENSION/PAST 30 DAYS	73
399-400	F_3_A	EXPERIENCED HALLUCINATIONS	73
401-402	F_3_B	EXPERIENCED HALLUCINATIONS/PAST 30 DAYS	74
403-404	F_4_A	EXPERIENCED TROUBLE UNDERSTANDING	74
405-406	F_4_B	TROUBLE UNDERSTANDING/PAST 30 DAYS	74
407-408	F_5_A	TROUBLE CONTROLLING YOUR THOUGHTS	74
409-410	F_5_B	TROUBLE CONTROLLING THOUGHTS/PAST 30 DAY	74
411-412	F_6_A	ARGUMENTS/FIGHT WITH OTHER PEOPLE	74
413-414	F_6_B	ARGUMENTS/FIGHT W/OTHER PEOPLE/30 DAYS	74
415-416	F_7_A	FELT SUSPICIOUS/DISTRUSTFUL OF PEOPLE	74
417-418	F_7_B	FELT SUSPICIOUS OF PEOPLE/PAST 30 DAYS	74
419-420	F_8_A	EXPERIENCED SERIOUS THOUGHTS OF SUICIDE	74
421-422	F_8_B	SERIOUS THOUGHTS OF SUICIDE/PAST 30 DAYS	74
423-424	F_8_A_A	EVER ATTEMPTED SUICIDE	75
425-426	F_8_A_B	ATTEMPTED SUICIDE/IN THE PAST 30 DAYS	75
427-428	F_9	#TIME HOSPITALIZE FOR PSYCHOLOGICAL PROB	75
429-430	F_10	#TREATED AS OUTPATIENT/EMOTIONAL PROB	75
431-432	G_1	MAIN SOURCE OF PAYMENT FOR THIS DELIVERY	75
433-434	G_2_INCO	TOTAL/ANNUAL/HOUSEHOLD/GROSS INCOME/1991	75
435-436	G_3_1	HOUSEHOLD INCOME PAST YR/JOB/SELF-EMPLOY	76
437-438	G_3_2	HOUSEHOLD INCOME PAST YR/ILLEGAL SOURCES	76
439-440	G_3_4	HOUSEHOLD INCOME PAST YR/SOCIAL SECURITY	76
441-442	G_3_5	HOUSEHOLD INCOME PAST YR/VET ADMINI PAY	76
443-444	G_3_6	HOUSEHOLD INCOME PAST YR/SSDI	76
445-446	G_3_7	HOUSEHOLD INCOME PAST YR/AFDC	76
447-448	G_3_8	HOUSEHOLD INCOME PAST YR/GA	77
449-450	G_3_9	HOUSEHOLD INCOME PAST YR/PUBLIC ASSIST	77
451-452	G_3_10	HOUSEHOLD INCOME PAST YR/ALIMONY	77
453-454	G_3_11	HOUSEHOLD INCOME PAST YR/OTHER SOURCES	77
455-456	G_3_SP	HOUSEHOLD INCOME PAST YR/OTHER SOURCES SPECIFY	77
457-458	H_1	COMPLETED OR PARTIAL INTERVIEW	77
459-460	H_2	PLACE THE INTERVIEW CONDUCTED	77
461-462	H_3	OTHER PERSONS PRESENT DURING INTERVIEW	78
463-464	H_4_1	PRESENT DURING INTERVIEW/R'S ROOMMATE	78
465-466	H_4_2	PRESENT DURING INTERVIEW/VISITOR	78
467-468	H_4_3	PRESENT DURING INTERVIEW/HOSPITAL STAFF	78
469-470	H_4_4	PRESENT DURING INTERVIEW/OTHER	78
471-472	H_5_A	CONFIDENCE RATE IN R'S OBSTETRIC HISTORY	78
473-474	H_5_B	CONFIDENCE RATE IN R'S DEMOGRAPHICS	78
475-476	H_5_C	CONFIDENCE RATE IN R'S OVERALL INTERVIEW	78
477-478	H_6	ANYTHING ESSENTIAL/INTERPRET/UNDERSTAND	78
479-480	H_6_SP	ANYTHING ESSENTIAL/INTERPRET/UNDERSTAND SPECIFY	79
<b>PART B: MOTHER'S ABSTRACT</b>			
481-482	MCOMP MN	TIME TO COMPLETE MINUTES	79
483-484	XMOMAGE	MOTHER'S AGE CALCULATED FROM ABSTRACT	80
485-486	M2RACE	RACE	80
487-488	M2_OTH	OTHER RACE SPECIFIED	80
489-490	XM3ADM	DAYS BETWEEN HOSPITAL ADMISSION AND DELIVERY	80
491-492	M4PAY	METHOD OF PAYMENT	81
493-497	M5_01A	DISCHARGE DIAGNOSIS 01A	81
498-502	M5_02A	DISCHARGE DIAGNOSIS 02A	81
503-507	M5_03A	DISCHARGE DIAGNOSIS 03A	81
508-512	M5_04A	DISCHARGE DIAGNOSIS 04A	82

**SUMMARY OF DATA ITEMS AND LOCATION OF DOCUMENTATION - INFANTS**

<b>COLUMN LOCATION</b>	<b>VARIABLE NAME</b>	<b>VARIABLE LABEL AND CODE VALUE</b>	<b>PAGE</b>
513-517	M5_05A	DISCHARGE DIAGNOSIS 05A	82
518-522	M5_06A	DISCHARGE DIAGNOSIS 06A	82
523-527	M5_07A	DISCHARGE DIAGNOSIS 07A	83
528-532	M5_08A	DISCHARGE DIAGNOSIS 08A	83
533-537	M5_09A	DISCHARGE DIAGNOSIS 09A	83
538-542	M5_10A	DISCHARGE DIAGNOSIS 10A	83
543-544	XM8DIS	DAYS BETWEEN HOSPITAL ADMISSION AND DISCHARGE	84
545-546	M7DISPO	DISPOSITION AT DISCHARGE	84
547-548	M8REFER	REFERRED FOR SUBS. ABUSE TREATMENT DURING	84
549-550	M8_OTH	OTHER DRUG OR SUBSTANCE SPECIFIED	84
551-552	M9LABOR	LABOR INDUCED	84
553-554	M10DEL	TYPE OF DELIVERY	84
555-556	M11ANEM	CHRONIC DISEASES: ANEMIA	85
557-558	M12GES	CHRONIC DISEASES: GESTATIONAL DIABETES	85
559-560	M13DIA	CHRONIC DISEASES: OTHER DIABETES	85
561-562	M14HRT	CHRONIC DISEASES: HEART/CARDIAC PROBLEMS	85
563-564	M15HIV	CHRONIC DISEASES: HIV/AIDS	85
565-566	M16HYP	CHRONIC DISEASES: HYPERTENSION	85
567-568	M17SKL	CHRONIC DISEASES: SICKLE CELL DISEASE OR ANEMIA	85
569-570	M18STD	CHRONIC DISEASES: STD	85
571-572	M19ACAF	SUBSTANCE/ILLCIT DRUGS DURING THIS PREG.:	85
573-574	M19BTOB	SUBSTANCE/ILLCIT DRUGS DURING THIS PREG.:	85
575-576	M19CMAR	SUBSTANCE/ILLCIT DRUGS DURING THIS PREG.:	86
577-578	M19DALC	SUBSTANCE/ILLCIT DRUGS DURING THIS PREG.: ALCOHOL	86
579-580	M19EAMP	SUBSTANCE/ILLCIT DRUGS DURING THIS PREG.:	86
581-582	M19FHER	SUBSTANCE/ILLCIT DRUGS DURING THIS PREG.: HEROIN	86
583-584	M19GOPI	SUBSTANCE/ILLCIT DRUGS DURING THIS PREG.:	86
585-586	M19HMET	SUBSTANCE/ILLCIT DRUGS DURING THIS PREG.:	86
587-588	M19ICRK	SUBSTANCE/ILLCIT DRUGS DURING THIS PREG.: CRACK	86
589-590	M19JCOC	SUBSTANCE/ILLCIT DRUGS DURING THIS PREG.:	86
591-592	M19KPCP	SUBSTANCE/ILLCIT DRUGS DURING THIS PREG.: PCP	87
593-594	M20EVID	EVIDENCE OF URINE TOXICOLOGY SCREENS DONE OR	87
595-596	M21ARSLT	RESULTS OF DRUG TESTED: MARIJUANA	87
597-598	M21BRSLT	RESULTS OF DRUG TESTED: COCAINE	87
599-600	M21CRSLT	RESULTS OF DRUG TESTED: OPIATES	87
601-602	M21DRSLT	RESULTS OF DRUG TESTED: AMPHETAMINES	87
603-604	M21ERSLT	RESULTS OF DRUG TESTED: PCP	87
605-606	MBOXA_A1	NUMBER OF INFANT PART II FORMS ACCOMPANYING THIS	87
607-608	MBOXA_A2	WAS PRENATAL RECORD A PART OF THE MOTHER'S	87
609-610	MSPECPRO	DESCRIBE ANY SPECIAL PROBLEM IN COMPLETING	88
611-612	M5CNTR	DISCHARGE DIAGNOSIS COUNTER	88
<b>PART C: CREATED VARIABLES</b>			
613-614	A_EDUC	ADULT EDUCATION	88
615-616	AGE	MOTHER'S AGE GROUP	88
617-618	AGE_YR	MOTHER'S AGE CALCULATED FROM YEAR ONLY	88
619-627	ALC_AMT	AMT ALCOHOL USED DURING PREGNANCY, IN OUNCES	89
628-629	ALC_AMT3	AMOUNT OF ALCOHOL USE DURING PREGNANCY	89
630-631	ALC_CAT	CATEGORY OF ALCOHOL USE DURING PREGNANCY	89
632-640	ALC_DAY	NUMBER OF DAYS DRANK DURING PREGNANCY	89
641-642	ALCFLAG	ALCOHOL USE EVER	89
643-644	ALCMON	ALCOHOL USE PAST MONTH	89
645-646	ALCPREG	ALCOHOL USE DURING PREGNANCY	90
647-648	ALCYR	ALCOHOL USE PAST 12 MONTHS	90
649-650	ANYBWG	LOWEST BW/GEST AGE FOR EITHER BABY	90
651-652	ANYBWT	LOWEST BIRTHWEIGHT CATEGORY, EITHER BABY	90
653-654	ANYCARE	PRENATAL CARE	90
655-656	ANYFLAG	ANY ILLICIT DRUG USE EVER	90
657-658	ANYMON	ANY ILLICIT DRUG USE PAST MONTH	90
659-660	ANYPREG	ANY ILLICIT DRUG USE DURING PREGNANCY	90
661-662	ANYYR	ANY ILLICIT DRUG USE PAST 12 MONTHS	90
663-670	AV_ETHAN	AVG DAILY ETHANOL INTAKE DURING PREGNANCY IN OZ	90

SUMMARY OF DATA ITEMS AND LOCATION OF DOCUMENTATION - INFANTS

COLUMN LOCATION	VARIABLE NAME	VARIABLE LABEL AND CODE VALUE	PAGE
671-672	BIRTHWT	BIRTHWEIGHT CLASS	91
673-674	BW_GEST	COMBINED BIRTHWEIGHT/GESTATIONAL AGE	91
675-678	BWGRAMS	BIRTHWEIGHT IN GRAMS	91
679-680	CIG_AMT	AMOUNT OF CIGARETTE USE	91
681-682	CIGFLAG	CIGARETTE USE EVER	91
683-684	CIGMON	CIGARETTE USE PAST MONTH	91
685-686	CIGPREG	CIGARETTE USE DURING PREGNANCY	91
687-688	CIGYR	CIGARETTE USE PAST 12 MONTHS	91
689-690	COCFLAG	COCAINE-ANY USE EVER	91
691-692	COCMON	COCAINE-ANY PAST MONTH	92
693-694	COCPREG	COCAINE-ANY USE DURING PREGNANCY	92
695-696	COCYR	COCAINE-ANY USE PAST 12 MONTHS	92
697-698	COO_FRQ	FREQUENCY OF COCAINE OTHER THAN CRACK USE	92
699-700	COOFLAG	COCAINE-OTHER THAN CRACK USE EVER	92
701-702	COOMON	COCAINE-OTHER PAST MONTH	92
703-704	COOPREG	COCAINE-OTHER THAN CRACK USE DURING PREGNANCY	92
705-706	COOYR	COCAINE-OTHER THAN CRACK USE PAST 12 MONTHS	92
707-708	CONTRA	TYPE OF CONTRACEPTIVE USED	92
709-710	CRK_FRQ	FREQUENCY OF CRACK USE	92
711-712	CRKFLAG	COCAINE-CRACK USE EVER	93
713-714	CRKMON	COCAINE-CRACK PAST MONTH	93
715-716	CRKPREG	COCAINE-CRACK USE DURING PREGNANCY	93
717-718	CRKYR	COCAINE-CRACK USE PAST 12 MONTHS	93
719-720	G3_GOVT	ANY GOVERNMENT SOURCES OF INCOME	93
721-722	G3_NONE	NO SOURCES OF INCOME	93
723-724	G3_OTH	OTHER SOURCES OF INCOME	93
725-726	GESTAGE	GESTATIONAL AGE/CLASS	93
727-728	HERFLAG	HEROIN USE EVER	93
729-730	HERMON	HEROIN PAST MONTH	93
731-732	HERPREG	HEROIN USE DURING PREGNANCY	93
733-734	HERYR	HEROIN USE PAST 12 MONTHS	93
735-736	HH_INC	TOTAL/ANNUAL/HOUSEHOLD/GROSS INCOME/1991-	94
737-738	HH_SIZ18	PEOPLE LIVING WITH YOU UNDER 18-CATEGORICAL	94
739-740	HH_SIZE	PEOPLE REGULARLY LIVING WITH YOU-CATEGORICAL	94
741-742	HRDPRG	FREQUENCY OF CRACK OR OTHER COCAINE	94
743-744	M_ANEMIA	ANEMIA IN MOTHER (ICD-9)	94
745-746	M_DRUG	DRUG ABUSE IN MOTHER (ICD-9)	94
747-748	M_FDIS	FETAL DISTRESS AFFECTING MOTHER (ICD-9)	94
749-750	M_GUI	GENITOURINARY INFECTION IN MOTHER (ICD-9)	94
751-752	M_HYPER	HYPERTENSION IN MOTHER (ICD-9)	94
753-754	M_IPC	INSUFFICIENT PRENATAL CARE IN MOTHER (ICD-9)	95
755-756	M_MENTAL	MENTAL DISORDER IN MOTHER (ICD-9)	95
757-758	M_RUPT	PREMATURE RUPTURE OF MEMBRANES IN MOTHER (ICD-9)	95
759-760	M_VD	VENEREAL DISEASE IN MOTHER (ICD-9)	95
761-762	MARITAL	MARITAL STATUS	95
763-764	MET_PAY	METHOD OF PAYMENT FOR HOSPITAL STAY	95
765-766	MED_USE	ANTIBIOTICS USED DURING PREGNANCY	95
767-768	MRJ_FRQ	FREQUENCY OF MARIJUANA USE	95
769-770	MRJFLAG	MARIJUANA USE EVER	95
771-772	MRJMON	MARIJUANA PAST MONTH	95
773-774	MRJPREG	MARIJUANA USE DURING PREGNANCY	96
775-776	MRJYR	MARIJUANA USE PAST 12 MONTHS	96
777-778	NOMJFLAG	ANY ILLICIT DRUG USE EXCEPT MJ - EVER	96
779-780	NOMJMON	ANY ILLICIT DRUG USE EXCEPT MJ - PAST MONTH	96
781-782	NOMJPREG	ANY ILLICIT DRUG USE EXCEPT MJ - PREGNANCY	96
783-784	NOMJYR	ANY ILLICIT DRUG USE EXCEPT MJ - PAST 12 MONTHS	96
785-786	PARITY	NUMBER OF PREVIOUS LIVE BIRTHS (from A_14_A)	96
787-788	PDRINK	PROBABILITY OF DRINKING ON A GIVEN DAY	96
795-796	PN_CARE	WHERE RECEIVED MOST PRENATAL CARE	96
797-798	PN_NUM	NUMBER OF PRENATAL VISITS	97
799-800	PN_TRI	TRIMESTER OF FIRST PRENATAL VISIT	97
801-802	PN_WK	WEEK OF FIRST PRENATAL VISIT	97

**SUMMARY OF DATA ITEMS AND LOCATION OF DOCUMENTATION - INFANTS**

<b>COLUMN LOCATION</b>	<b>VARIABLE NAME</b>	<b>VARIABLE LABEL AND CODE VALUE</b>	<b>PAGE</b>
803-804	PR_USE3	DRUG USE DURING PREGNANCY	98
805-806	PR_USE8	DRUG USE DURING PREGNANCY	98
807-808	PSYFLAG	STIMULANT OR SED/TRANQ USE - EVER	98
809-810	PSYMON	STIMULANT OR SED/TRANQ USE - PAST MONTH	98
811-812	PSYPREG	STIMULANT OR SED/TRANQ USE - PREGNANCY	98
813-814	PSYYR	STIMULANT OR SED/TRANQ USE - PAST YEAR	98
815-816	R1BIRT	VLBW VS. NORMAL	98
817-818	R2BIRT	ILBW VS. NORMAL	98
819-820	R3BIRT	LBW VS. NORMAL	98
821-822	RACE	RACE/ETHNICITY FROM QUESTIONNAIRE	99
823-824	RESIDE	RESIDENCE STATUS	99
825-826	RISKLEV2	RESPONDENT'S RISK LEVEL	99
827-828	STAFLAG	SED/TRANQ/ANALG USE EVER	99
829-830	STAMON	SED/TRANQ/ANALG PAST MONTH	99
831-832	STAPREG	SED/TRANQ/ANALG USE DURING PREGNANCY	99
833-834	STAYR	SED/TRANQ/ANALG USE PAST 12 MONTHS	99
835-836	STATUS	STATUS VARIABLE	99
837-838	STMFLAG	STIMULANT USE EVER	99
839-840	STMMON	STIMULANT PAST MONTH	99
841-842	STMPREG	STIMULANT USE DURING PREGNANCY	99
843-844	STMYR	STIMULANT USE PAST 12 MONTHS	99
845-846	TWINS	TWINS INDICATOR	100
847-848	XAGE	MOTHER'S AGE GROUP BASED ON XAGECALC	100
849-850	I_COC	COCAINE AFFECTING FETUS (ICD-9)	100
851-852	I_DRUG	DRUG WITHDRAWAL (ICD-9)	100
853-854	I_INF	INFECTION (ICD-9)	100
855-856	I_JAUND	JAUNDICE (ICD-9)	100
857-858	I_RDS	RESPIRATORY DISTRESS SYNDROME (ICD-9)	100
859-860	I_RESP	OTHER RESPIRATORY PROBLEMS (ICD-9)	100
861-862	I_VENT	VENTILATION (ICD-9)	100
<b>PART D: SAMPLE DESIGN VARIABLES</b>			
863-864	STRATUM	STRATUM	101
865-876	MQ_ANWT1	MOM QUEX ANALYSIS WEIGHT VARIABLE	101
877-889	MA_ANWT1	MOM ABSTRACT ANALYSIS WEIGHT VARIABLE	101
890-900	IB_ANWT	INFANT QUEX ANALYSIS WEIGHT VARIABLE	101
901-913	IAB_ANWT	INFANT ABSTRACT ANALYSIS WEIGHT VARIABLE	101
<b>PART E: INFANT'S ABSTRACT</b>			
914-915	IBCOMP MN	TIME TO COMPLETE MINUTES	101
916-917	IINFNUM	INFANT NUMBER	101
918-919	ITOTNUM	TOTAL NUMBER OF INFANTS	102
920-921	IB2RACE	RACE	102
922-923	IB2_OTH	OTHER RACE SPECIFIED	102
924-925	I3GEN	GENDER	102
926-927	I4_1MN	APGAR SCORE AT 1 MINUTE	102
928-929	I4_5MN	APGAR SCORE AT 5 MINUTES	102
930-934	IB5_01A	DISCHARGE DIAGNOSIS 01A	103
935-939	IB5_02A	DISCHARGE DIAGNOSIS 02A	103
940-944	IB5_03A	DISCHARGE DIAGNOSIS 03A	103
945-949	IB5_04A	DISCHARGE DIAGNOSIS 04A	103
950-954	IB5_05A	DISCHARGE DIAGNOSIS 05A	104
955-959	IB5_06A	DISCHARGE DIAGNOSIS 06A	104
960-964	IB5_07A	DISCHARGE DIAGNOSIS 07A	105
965-969	IB5_08A	DISCHARGE DIAGNOSIS 08A	105
970-974	IB5_09A	DISCHARGE DIAGNOSIS 09A	105
975-979	IB5_10A	DISCHARGE DIAGNOSIS 10A	105
980-983	I6WTGM	BIRTHWEIGHT: GRAMS	106
984-985	I6WTLB	BIRTHWEIGHT: POUNDS	106
986-987	I6WTOZ	BIRTHWEIGHT: OUNCES	106
988-991	LONGIN	LENGTH AT BIRTH IN INCHES	106
992-995	LONGCM	LENGTH AT BIRTH IN CENTIMETERS	107

**SUMMARY OF DATA ITEMS AND LOCATION OF DOCUMENTATION - INFANTS**

<b>COLUMN LOCATION</b>	<b>VARIABLE NAME</b>	<b>VARIABLE LABEL AND CODE VALUE</b>	<b>PAGE</b>
996-999	HEADIN	HEAD CIRCUMFERENCE AT BIRTH IN INCHES	107
1000-1003	HEADCM	HEAD CIRCUMFERENCE AT BIRTH IN CENTIMETERS	107
1004-1005	I9BIRTH	SINGLE/MULTIPLE BIRTH	107
1006-1007	I10RESUS	RESUSCITATION AT DELIVERY	107
1008-1010	I11DIS	NUMBER OF DAYS BETWEEN BIRTH AND DISCHARGE	107
1011-1012	I12STAT	INFANT'S STATUS/DISPOSITION AT DISCHARGE	108
1013-1014	I13NORM	NORMAL NEWBORN NURSERY	109
1015-1016	I14SPEC	OTHER SPECIAL UNIT (I.E., TRANSITIONAL NURSERY)	109
1017-1018	I15NICU	NICU (NEONATAL INTENSIVE CARE NURSERY)	109
1019-1020	I16ASTR	MENTIONED THAT INFANT SHOWED SYMPTOMS:	109
1021-1022	I16BMTR	MENTIONED THAT INFANT SHOWED SYMPTOMS:	109
1023-1024	I16CNUR	MENTIONED THAT INFANT SHOWED SYMPTOMS:	109
1025-1026	I16DCRY	MENTIONED THAT INFANT SHOWED SYMPTOMS:	109
1027-1028	I16ESWT	MENTIONED THAT INFANT SHOWED SYMPTOMS: SWEAT	109
1029-1030	I16FHYP	MENTIONED THAT INFANT SHOWED SYMPTOMS:	110
1031-1032	I16GIRR	MENTIONED THAT INFANT SHOWED SYMPTOMS:	110
1033-1034	I16HDRG	MENTIONED THAT INFANT SHOWED SYMPTOMS:	110
1035-1036	I17EVID	EVIDENCE OF URINE TOXICOLOGY SCREEN	110
1037-1038	I18A	DAYS BETWEEN BIRTH AND SPECIMEN (MARIJUANA)	110
1039-1040	I18ARSLT	RESULTS OF DRUG TESTED: MARIJUANA	110
1041-1042	I18B	DAYS BETWEEN BIRTH AND SPECIMEN (COCAINE)	110
1043-1044	I18BRSLT	RESULTS OF DRUG TESTED: COCAINE	111
1045-1046	I18C	DAYS BETWEEN BIRTH AND SPECIMEN (OPIATES)	111
1047-1048	I18CRSLT	RESULTS OF DRUG TESTED: OPIATES	111
1049-1050	I18D	DAYS BETWEEN BIRTH AND SPECIMEN (AMPHETAMINES)	111
1051-1052	I18DRSLT	RESULTS OF DRUG TESTED: AMPHETAMINES	111
1053-1054	I18E	DAYS BETWEEN BIRTH AND SPECIMEN (PCP)	111
1055-1056	I18ERSLT	RESULTS OF DRUG TESTED: PCP	112
1057-1058	ICMNTS	COMMENTS	112
1059-1060	I5CNTR	DISCHARGE DIAGNOSIS COUNTER	112
1061-1062	I1BIRTHWT	BIRTH WT CATEGORY	112
1063-1066	IBWGRAMS	BIRTHWT IN GRAMS	112

**SUMMARY OF DATA ITEMS AND LOCATION OF DOCUMENTATION - MOTHERS**

<b>COLUMN LOCATION</b>	<b>VARIABLE NAME</b>	<b>VARIABLE LABEL AND CODE VALUE</b>	<b>PAGE</b>
<b>PART A: PREGNANCY OUTCOME QUESTIONNAIRE</b>			
1-4		<i>RESERVED FOR INFANT FILE</i>	115
5-8	MOMNUM	MOTHER IDENTIFICATION NUMBER	115
9-10	Q1_MO	DATE OF DELIVERY/MONTH	115
11-20		<i>RESERVED FOR INFANT FILE</i>	115
21-22	SPANISH	SPANISH FORM (ENTER "S")	115
23-24	A_1	VISIT DR./NURSE FOR PRENATAL CARE	115
25-26	XA_1A	WEEKS BETWEEN FIRST PRENATAL VISIT AND DELIVERY	115
27-28	A_1B	# PRENATAL VISITS/FOR PREGNANCY	115
29-30	A_1C	PLACE YOU WENT MOSTLY FOR PRENATAL CARE	116
31-32	A_1D_01	SERVICE/PREGNANCY TEST	116
33-34	A_1D_02	SERVICE/PRENATAL CHECKUPS	116
35-36	A_1D_03	SERVICE/LAB TESTS	116
37-38	A_1D_04	SERVICE/SONOGRAM/ULTRASOUND	117
39-40	A_1D_05	SERVICE/X-RAY	117
41-42	A_1D_06	SERVICE/AMNIOCENTESIS	117
43-44	A_1D_07	SERVICE/EMERGENCY VISITS	117
45-46	A_1D_08	SERVICE/OTHER	117
47-50	XA_2	DAYS BETWEEN DR DUE DATE AND DELIVERY	117
51-52	XA_3	WEEKS MOTHER KNEW SHE WAS PREGNANT	117
53-54	A_4	USE BIRTH CONTROL/MONTH/BECAME PREGNANT	117
55-56	A4_A_1	SPECIFY/KIND OF BIRTH CONTROL # 1	118
57-58	A4_A_2	SPECIFY/KIND OF BIRTH CONTROL # 2	118
59-60	A_5	FELT ABOUT BECOMING PREGNANT	118
61-62	A_6	THOUGHT ABOUT HAVING AN ABORTION	118
63-64	A_6A	CONTINUE PREGNANCY/BECAUSE ABORTION COST	118
65-66	A_7_01	MEDICAL PROBLEM/PREMATURE LABOR/CONTRACTIONS	119
67-68	A_7_02	MEDICAL PROBLEM/ANEMIA	119
69-70	A_7_03	MEDICAL PROBLEM/VAGINAL BLEEDING	119
71-72	A_7_04	MEDICAL PROBLEM/EXCESSIVE VOMITING	119
73-74	A_7_05	MEDICAL PROBLEM/TOXEMIA/PRE-ECLAMPSIA	119
75-76	A_7_06	MEDICAL PROBLEM/SUGAR DIABETES	119
77-78	A_7_07	MEDICAL PROBLEM/HEPATITIS/YELLOW JAUNDICE	119
79-80	A_7_08	MEDICAL PROBLEM/TUBERCULOSIS	119
81-82	A_7_09	MEDICAL PROBLEM/AIDS/ARC/HIV	119
83-84	A_7_10	MEDICAL PROBLEM/DEPRESSION	119
85-86	A_7_11	MEDICAL PROBLEM/ALCOHOL/DRUG RELATED PROB	119
87-88	A_7_12	MEDICAL PROBLEM/OTHER MEDICAL PROBLEM	120
89-90	A_7_SP	MEDICAL PROBLEM/OTHER SPECIFY	120
91-92	A_8_1	INFECTION/URINARY TRACT INFECTION	120
93-94	A_8A_1	TOOK ANTIBIOTICS/BLADDER INFECTION	120
95-96	A_8_2	INFECTION/CHLAMYDIA	120
97-98	A_8A_2	TOOK ANTIBIOTICS/CHLAMYDIA	120
99-100	A_8_3	INFECTION/SYPHILIS	120
101-102	A_8A_3	TOOK ANTIBIOTICS/SYPHILIS	120
103-104	A_8_4	INFECTION/GONORRHEA	121
105-106	A_8A_4	TOOK ANTIBIOTICS/GONORRHEA	121
107-108	A_8_5	INFECTION/GENITAL HERPES	121
109-110	A_8A_5	TOOK ANTIBIOTICS/GENITAL HERPES	121
111-112	A_8_6	INFECTION/OTHER SEX TRANSMITTED DISEASE	121
113-114	A_8A_6	TOOK ANTIBIOTICS/OTHER SEX TRANS DISEASE	121
115-116	A_8_SP	OTHER SEX TRANS DISEASE/SPECIFY	121
117-118	A_9	TOOK ANTIBIOTICS DURING PREGNANCY/OTHER REASON	121
119-120	A_9_SP	TYPE OF ANTIBIOTICS/SPECIFY	121
121-122	A_10	STAYED OVERNIGHT IN HOSPITAL/PREGNANCY	121
123-124	A_10_A	#TIME HOSPITALIZED OVERNIGHT/PREGNANCY	122
125-127	A_11	WEIGHT BEFORE BECAME PREGNANT	122
128-130	A_12	WEIGHT JUST BEFORE DELIVERY	122

SUMMARY OF DATA ITEMS AND LOCATION OF DOCUMENTATION - MOTHERS

COLUMN LOCATION	VARIABLE NAME	VARIABLE LABEL AND CODE VALUE	PAGE
131-132	A_13_FT	HEIGHT IN FEET	122
133-134	A_13_IN	HEIGHT IN INCHES	122
135-136	A_14	#PREGNANCIES YOU HAVE HAD BEFORE	123
137-138	A_14_A	#PREGNANCIES ENDED WITH A LIVE BIRTH	123
139-140	A_14_C	WERE ALL OF THESE LIVE BIRTHS	123
141-142	A_15_A	PREGNANCIES ENDED WITH A MISCARRIAGE	123
143-144	A_15_B	#PREGNANCIES ENDED W/STILLBIRTH	123
145-146	A_15_C	#INDUCED ABORTIONS HAVE YOU HAD	124
147-148	A_15_D	#INDUCED ABORTIONS/FOR HEALTH REASON	124
149-150	A17A1_LB	BIRTH WEIGHT/LBS: BABY1	124
151-152	A17A1_OZ	BIRTH WEIGHT/OZS: BABY1	124
153-154	XA17A1	MOTHER'S AGE AT DELIVERY: BABY 1	125
155-156	A17A1_MF	SEX: BABY1	125
157-158	A17A1_YN	BABY DELIVERED MORE THAN 2 WEEKS EARLY: BABY1	125
159-160	A17A2_LB	BIRTH WEIGHT/LBS: BABY2	125
161-162	A17A2_OZ	BIRTH WEIGHT/OZS: BABY2	126
163-164	XA17A2	MOTHER'S AGE AT DELIVERY: BABY 2	126
165-166	A17A2_MF	SEX: BABY2	126
167-168	A17A2_YN	BABY DELIVERED MORE THAN 2 WEEKS EARLY: BABY2	127
169-170	A17A3_LB	BIRTH WEIGHT/LBS: BABY3	127
171-172	A17A3_OZ	BIRTH WEIGHT/OZS: BABY 3	127
173-174	XA17A3	MOTHER'S AGE AT DELIVERY: BABY 3	127
175-176	A17A3_MF	SEX: BABY3	128
177-178	A17A3_YN	BABY DELIVERED MORE THAN 2 WEEKS EARLY: BABY3	128
179-180	A17A4_LB	BIRTH WEIGHT/LBS: BABY4	128
181-182	A17A4_OZ	BIRTH WEIGHT/OZS: BABY4	128
183-184	XA17A4	MOTHER'S AGE AT DELIVERY: BABY 4	128
185-186	A17A4_MF	SEX: BABY4	129
187-188	A17A4_YN	BABY DELIVERED MORE THAN 2 WEEKS EARLY: BABY4	129
189-190	A17A5_LB	BIRTH WEIGHT/LBS: BABY 5	129
191-192	A17A5_OZ	BIRTH WEIGHT/OZS: BABY 5	129
193-194	XA17A5	MOTHER'S AGE AT DELIVERY: BABY 5	130
195-196	A17A5_MF	SEX: BABY 5	130
197-198	A17A5_YN	BABY DELIVERED MORE THAN 2 WEEKS EARLY: BABY5	130
199-200	A17A6_LB	BIRTH WEIGHT/LBS: BABY 6	130
201-202	A17A6_OZ	BIRTH WEIGHT/OZS: BABY 6	130
203-204	XA17A6	MOTHER'S AGE AT DELIVERY: BABY 6	130
205-206	A17A6_MF	SEX: BABY 6	131
207-208	A17A6_YN	BABY DELIVERED MORE THAN 2 WEEKS EARLY: BABY6	131
209-210	A17A7_LB	BIRTH WEIGHT/LBS: BABY 7	131
211-212	A17A7_OZ	BIRTH WEIGHT/OZS: BABY 7	131
213-214	XA17A7	MOTHER'S AGE AT DELIVERY: BABY 7	131
215-216	A17A7_MF	SEX: BABY 7	131
217-218	A17A7_YN	BABY DELIVERED MORE THAN 2 WEEKS EARLY: BABY7	131
219-220	A17A8_LB	BIRTH WEIGHT/LBS: BABY 8	131
221-222	A17A8_OZ	BIRTH WEIGHT/OZS: BABY 8	132
223-224	XA17A8	MOTHER'S AGE AT DELIVERY: BABY 8	132
225-226	A17A8_MF	SEX: BABY 8	132
227-228	A17A8_YN	BABY DELIVERED MORE THAN 2 WEEKS EARLY: BABY8	132
229-230	A17A9_LB	BIRTH WEIGHT/LBS: BABY 9	132
231-232	A17A9_OZ	BIRTH WEIGHT/OZS: BABY 9	132
233-234	XA17A9	MOTHER'S AGE AT DELIVERY: BABY 9	132
235-236	A17A9_MF	SEX: BABY 9	132
237-238	A17A9_YN	BABY DELIVERED MORE THAN 2 WEEKS EARLY: BABY9	132
239-240	XAGECALC	MOTHER'S AGE CALCULATED FROM MONTH, DAY, YEAR	132
241-242	B_2	CURRENT MARITAL STATUS	133
243-244	B_3	HISPANIC/SPANISH ORIGIN/DESCENT	133
245-246	B_4	RACIAL BACKGROUND	133



**SUMMARY OF DATA ITEMS AND LOCATION OF DOCUMENTATION - MOTHERS**

<b>COLUMN LOCATION</b>	<b>VARIABLE NAME</b>	<b>VARIABLE LABEL AND CODE VALUE</b>	<b>PAGE</b>
247-248	B_5	HIGHEST LEVEL/LAST GRADE COMPLETED/SCH	133
249-250	B_6	#PEOPLE REGULARLY LIVE WITH/INCLUDE SELF	134
251-252	B_7	#PEOPLE UNDER THE AGE OF 18	134
253-254	C_1	YOUR AGE WHEN FIRST TRIED A CIGARETTE	134
255-256	C_2	AGE/FIRST START SMOKING CIGARETTE DAILY	135
257-258	C_3	LAST TIME YOU SMOKED A CIGARETTE	135
259-260	C_4	#CIGARETTE SMOKED A DAY/THIS PREGNANCY	136
261-262	C_5	LIVE IN SAME HOUSE W/ONE WHO SMOKED/PREG	136
263-264	C_6	AGE/FIRST TIME HAD GLASS OF BEER/WINE/LIQUOR	136
265-266	C_7	LAST TIME YOU DRANK ANY ALCOHOL	136
267-268	C_8	HOW OFTEN YOU DRANK ALCO/THIS PREGNANCY	137
269-270	C_9	#DRINKS USUALLY HAD/THIS PREGNANCY	137
271-272	C_10	AGE/FIRST TIME TRIED MARIJUANA/HASH	137
273-274	C_11	LAST TIME YOU USED MARIJUANA/HASH	137
275-276	C_12	HOW OFTEN USED MARIJUANA/THIS PREGNANCY	138
277-278	C_13	LIVED IN SAME HOUSE W/ONE WHO SMOKE HASH	138
279-280	C_14	AGE/FIRST TIME USED "CRACK" COCAINE	138
281-282	C_15	LAST TIME YOU USED "CRACK" COCAINE	138
283-284	C_16	HOW OFTEN USED "CRACK" COCAINE/PREGNANCY	139
285-286	C_17	USED "CRACK" COCAINE 24 HRS/BEFORE LABOR	139
287-288	C_18	USE "CRACK" COCAINE TO CAUSE LABOR START	139
289-290	C_19	LIVE IN HOUSE W/ONE/WHO SMOKED COCAINE	139
291-292	C_20	AGE/FIRST USED COCAINE OTHER THAN CRACK	139
293-294	C_21	LAST USED COCAINE OTHER THAN CRACK	140
295-296	C_22	AVG. USE/COCAINE OTHER THAN CRACK/PREG	140
297-298	C_23	USE COCAINE(NOT CRACK)24 HR/BEFORE LABOR	140
299-300	C_24	USE COCAINE(NOT CRACK)CAUSE LABOR START	140
301-302	C_25	AGE/FIRST TIME YOU USED HEROIN	140
303-304	C_26	LAST TIME YOU USED HEROIN	140
305-306	C_27	HOW OFTEN USED HEROIN/THIS PREGNANCY	141
307-308	C_28	SMOKED HEROIN DURING THIS PREGNANCY	141
309-310	C_29_01	USED INHALANTS/DURING PREGNANCY	141
311-312	C_29_02	USED HALLUCINOGENS/DURING PREGNANCY	141
313-314	C_29_03	METHADONE/TREAT PROG/DURING PREGNANCY	141
315-316	C_29_04	METHADONE OTHER/DURING PREGNANCY	141
317-318	C_29_05	SMOKABLE METHAMPHETAMINE/DURING PREG	141
319-320	C_29_91	DID NOT USED ANY DRUGS/THIS PREGNANCY	141
321-322	C_30	AGE/FIRST TIME TOOK STIMULANT/NONMEDICAL	142
323-324	C_31	LAST TIME TOOK STIMULANT/NONMEDICAL	142
325-326	C_32	TOOK STIMULANT DURING THIS PREGNANCY	142
327-328	C_33	AGE/FIRST TIME TOOK SED/TRANQ/ANALG	142
329-330	C_34	LAST TIME TOOK SED/TRANQ/ANALG	142
331-332	C_35	TOOK SEDATIVE DURING THIS PREGNANCY	143
333-334	D_1_01	SMOKE CIGARETTE/W/ALCO/THIS PREGNANCY	143
335-336	D_1_02	USE ALCOHOL/DURING THIS PREGNANCY	143
337-338	D_1_03	USE MARIJUANA/W/ALCOHOL/THIS PREGNANCY	143
339-340	D_1_04	USE INHALANTS/W/ALCOHOL/THIS PREGNANCY	143
341-342	D_1_05	USE CRACK COCAINE/W/ALCO/THIS PREGNANCY	143
343-344	D_1_06	OTHER COCAINE/W/ALCOHOL/THIS PREGNANCY	143
345-346	D_1_07	USE HALLUCINOGENS/W/ALCOHOL/PREGNANCY	143
347-348	D_1_08	USED HEROIN/W/ALCOHOL/THIS PREGNANCY	143
349-350	D_1_09	SMOKE METHAMPHETAMINE/W/ALCO/PREGNANCY	144
351-352	D_1_10	OTHER STIMULANTS/W/ALCOHOL/PREGNANCY	144
353-354	D_1_11	USE SEDATIVES/W/ALCOHOL/THIS PREGNANCY	144
355-356	D_1_12	TRANQUILIZERS/W/ALCOHOL/THIS PREGNANCY	144
357-358	D_1_13	USE ANALGESICS/W/ALCOHOL/THIS PREGNANCY	144
359-360	D_1_14	USE OTHER/W/ALCOHOL/THIS PREGNANCY	144
361-362	D_1_15	METHADONE/DRUG PROG/W/ALCOHOL/PREGNANCY	144

**SUMMARY OF DATA ITEMS AND LOCATION OF DOCUMENTATION - MOTHERS**

<b>COLUMN LOCATION</b>	<b>VARIABLE NAME</b>	<b>VARIABLE LABEL AND CODE VALUE</b>	<b>PAGE</b>
363-364	D_1_16	METHADONE/W/ALCOHOL/THIS PREGNANCY	144
365-366	D_1_91	NOT USED DRUGS/W/ALCOHOL/THIS PREGNANCY	144
367-368	D_2	USED A NEEDLE TO INJECT DRUG/NONMEDICAL	144
369-370	D_3	LAST TIME TOOK DRUG W/NEEDLE/NONMEDICAL	145
371-372	D_4	TOOK DRUG W/NEEDLE/THIS PREGNANCY	145
373-374	D_5_A	RISK/SMOKING MARIJUANA DURING PREGNANCY	145
375-376	D_5_B	RISK/USING CRACK DURING PREGNANCY	145
377-378	D_5_C	RISK/USING OTHER COCAINE/PREGNANCY	145
379-380	D_5_D	RISK/DRINKING REGULARLY DURING PREGNANCY	145
381-382	D_5_E	RISK/SMOKING CIGARETTES DURING PREGNANCY	145
383-384	E_1	#TIME TREATED FOR ALCO/DRUG PROBLEM	146
385-386	E_2	LAST TREATMENT FOR DRUG OR ALCOHOL	146
387-388	E_3	APPLY FOR DRUG/ALCO TREAT/THIS PREGNANCY	146
389-390	E_4	RECEIVED DRUG TREATMENT/THIS PREGNANCY	146
391-392	F_1_A	EXPERIENCED SERIOUS DEPRESSION	146
393-394	F_1_B	SERIOUS DEPRESSION/PAST 30 DAYS	146
395-396	F_2_A	EXPERIENCED SERIOUS ANXIETY/TENSION	146
397-398	F_2_B	SERIOUS ANXIETY/TENSION/PAST 30 DAYS	146
399-400	F_3_A	EXPERIENCED HALLUCINATIONS	146
401-402	F_3_B	EXPERIENCED HALLUCINATIONS/PAST 30 DAYS	147
403-404	F_4_A	EXPERIENCED TROUBLE UNDERSTANDING	147
405-406	F_4_B	TROUBLE UNDERSTANDING/PAST 30 DAYS	147
407-408	F_5_A	TROUBLE CONTROLLING YOUR THOUGHTS	147
409-410	F_5_B	TROUBLE CONTROLLING THOUGHTS/PAST 30 DAY	147
411-412	F_6_A	ARGUMENTS/FIGHT WITH OTHER PEOPLE	147
413-414	F_6_B	ARGUMENTS/FIGHT W/OTHER PEOPLE/30 DAYS	147
415-416	F_7_A	FELT SUSPICIOUS/DISTRUSTFUL OF PEOPLE	147
417-418	F_7_B	FELT SUSPICIOUS OF PEOPLE/PAST 30 DAYS	147
419-420	F_8_A	EXPERIENCED SERIOUS THOUGHTS OF SUICIDE	147
421-422	F_8_B	SERIOUS THOUGHTS OF SUICIDE/PAST 30 DAYS	147
423-424	F_8_A_A	EVER ATTEMPTED SUICIDE	148
425-426	F_8_A_B	ATTEMPTED SUICIDE/IN THE PAST 30 DAYS	148
427-428	F_9	#TIME HOSPITALIZE FOR PSYCHOLOGICAL PROB	148
429-430	F_10	#TREATED AS OUTPATIENT/EMOTIONAL PROB	148
431-432	G_1	MAIN SOURCE OF PAYMENT FOR THIS DELIVERY	148
433-434	G_2_INCO	TOTAL/ANNUAL/HOUSEHOLD/GROSS INCOME/1991	148
435-436	G_3_1	HOUSEHOLD INCOME PAST YR/JOB/SELF-EMPLOY	149
437-438	G_3_2	HOUSEHOLD INCOME PAST YR/ILLEGAL SOURCES	149
439-440	G_3_4	HOUSEHOLD INCOME PAST YR/SOCIAL SECURITY	149
441-442	G_3_5	HOUSEHOLD INCOME PAST YR/VET ADMINI PAY	149
443-444	G_3_6	HOUSEHOLD INCOME PAST YR/SSDI	149
445-446	G_3_7	HOUSEHOLD INCOME PAST YR/AFDC	149
447-448	G_3_8	HOUSEHOLD INCOME PAST YR/GA	150
449-450	G_3_9	HOUSEHOLD INCOME PAST YR/PUBLIC ASSIST	150
451-452	G_3_10	HOUSEHOLD INCOME PAST YR/ALIMONY	150
453-454	G_3_11	HOUSEHOLD INCOME PAST YR/OTHER SOURCES	150
455-456	G_3_SP	HOUSEHOLD INCOME PAST YR/OTHER SOURCES SPECIFY	150
457-458	H_1	COMPLETED OR PARTIAL INTERVIEW	150
459-460	H_2	PLACE THE INTERVIEW CONDUCTED	150
461-462	H_3	OTHER PERSONS PRESENT DURING INTERVIEW	151
463-464	H_4_1	PRESENT DURING INTERVIEW/R'S ROOMMATE	151
465-466	H_4_2	PRESENT DURING INTERVIEW/VISITOR	151
467-468	H_4_3	PRESENT DURING INTERVIEW/HOSPITAL STAFF	151
469-470	H_4_4	PRESENT DURING INTERVIEW/OTHER	151
471-472	H_5_A	CONFIDENCE RATE IN R'S OBSTETRIC HISTORY	151
473-474	H_5_B	CONFIDENCE RATE IN R'S DEMOGRAPHICS	151
475-476	H_5_C	CONFIDENCE RATE IN R'S OVERALL INTERVIEW	151
477-478	H_6	ANYTHING ESSENTIAL/INTERPRET/UNDERSTAND	151

**SUMMARY OF DATA ITEMS AND LOCATION OF DOCUMENTATION - MOTHERS**

<b>COLUMN LOCATION</b>	<b>VARIABLE NAME</b>	<b>VARIABLE LABEL AND CODE VALUE</b>	<b>PAGE</b>
479-480	H_6_SP	ANYTHING ESSENTIAL/INTERPRET/UNDERSTAND SPECIFY	152
<b>PART B: MOTHER'S ABSTRACT</b>			
481-482	MCOMP MN	TIME TO COMPLETE MINUTES	152
483-484	XMOMAGE	MOTHER'S AGE CALCULATED FROM ABSTRACT	153
485-486	M2RACE	RACE	153
487-488	M2_OTH	OTHER RACE SPECIFIED	153
489-490	XM3ADM	DAYS BETWEEN HOSPITAL ADMISSION AND DELIVERY	153
491-492	M4PAY	METHOD OF PAYMENT	154
493-497	M5_01A	DISCHARGE DIAGNOSIS 01A	154
498-502	M5_02A	DISCHARGE DIAGNOSIS 02A	154
503-507	M5_03A	DISCHARGE DIAGNOSIS 03A	154
508-512	M5_04A	DISCHARGE DIAGNOSIS 04A	155
513-517	M5_05A	DISCHARGE DIAGNOSIS 05A	155
518-522	M5_06A	DISCHARGE DIAGNOSIS 06A	155
523-527	M5_07A	DISCHARGE DIAGNOSIS 07A	156
528-532	M5_08A	DISCHARGE DIAGNOSIS 08A	156
533-537	M5_09A	DISCHARGE DIAGNOSIS 09A	156
538-542	M5_10A	DISCHARGE DIAGNOSIS 10A	156
543-544	XM6DIS	DAYS BETWEEN HOSPITAL ADMISSION AND DISCHARGE	157
545-546	M7DISPO	DISPOSITION AT DISCHARGE	157
547-548	M8REFER	REFERRED FOR SUBS. ABUSE TREATMENT DURING	157
549-550	M8_OTH	OTHER DRUG OR SUBSTANCE SPECIFIED	157
551-552	M9LABOR	LABOR INDUCED	157
553-554	M10DEL	TYPE OF DELIVERY	157
555-556	M11ANEM	CHRONIC DISEASES: ANEMIA	158
557-558	M12GES	CHRONIC DISEASES: GESTATIONAL DIABETES	158
559-560	M13DIA	CHRONIC DISEASES: OTHER DIABETES	158
561-562	M14HRT	CHRONIC DISEASES: HEART/CARDIAC PROBLEMS	158
563-564	M15HIV	CHRONIC DISEASES: HIV/AIDS	158
565-566	M16HYP	CHRONIC DISEASES: HYPERTENSION	158
567-568	M17SKL	CHRONIC DISEASES: SICKLE CELL DISEASE OR ANEMIA	158
569-570	M18STD	CHRONIC DISEASES: STD	158
571-572	M19ACAF	SUBSTANCE/ILICIT DRUGS DURING THIS PREG.:	158
573-574	M19BTOB	SUBSTANCE/ILICIT DRUGS DURING THIS PREG.:	158
575-576	M19CMAR	SUBSTANCE/ILICIT DRUGS DURING THIS PREG.:	159
577-578	M19DALC	SUBSTANCE/ILICIT DRUGS DURING THIS PREG.: ALCOHOL	159
579-580	M19EAMP	SUBSTANCE/ILICIT DRUGS DURING THIS PREG.:	159
581-582	M19FHER	SUBSTANCE/ILICIT DRUGS DURING THIS PREG.: HEROIN	159
583-584	M19GOPI	SUBSTANCE/ILICIT DRUGS DURING THIS PREG.:	159
585-586	M19HMET	SUBSTANCE/ILICIT DRUGS DURING THIS PREG.:	159
587-588	M19ICRK	SUBSTANCE/ILICIT DRUGS DURING THIS PREG.: CRACK	159
589-590	M19JCOC	SUBSTANCE/ILICIT DRUGS DURING THIS PREG.:	159
591-592	M19KPCP	SUBSTANCE/ILICIT DRUGS DURING THIS PREG.: PCP	160
593-594	M20EVID	EVIDENCE OF URINE TOXICOLOGY SCREENS DONE OR	160
595-596	M21ARSLT	RESULTS OF DRUG TESTED: MARIJUANA	160
597-598	M21BRSLT	RESULTS OF DRUG TESTED: COCAINE	160
599-600	M21CRSLT	RESULTS OF DRUG TESTED: OPIATES	160
601-602	M21DRSLT	RESULTS OF DRUG TESTED: AMPHETAMINES	160
603-604	M21ERSLT	RESULTS OF DRUG TESTED: PCP	160
605-606	MBOXA_A1	NUMBER OF INFANT PART II FORMS ACCOMPANYING THIS	160
607-608	MBOXA_A2	WAS PRENATAL RECORD A PART OF THE MOTHER'S	160
609-610	MSPECPRO	DESCRIBE ANY SPECIAL PROBLEM IN COMPLETING	161
611-612	M5CNTR	DISCHARGE DIAGNOSIS COUNTER	161
<b>PART C: CREATED VARIABLES</b>			
613-614	A_EDUC	ADULT EDUCATION	161
615-616	AGE	MOTHER'S AGE GROUP	161

**SUMMARY OF DATA ITEMS AND LOCATION OF DOCUMENTATION - MOTHERS**

<b>COLUMN LOCATION</b>	<b>VARIABLE NAME</b>	<b>VARIABLE LABEL AND CODE VALUE</b>	<b>PAGE</b>
617-618	AGE_YR	MOTHER'S AGE CALCULATED FROM YEAR ONLY	161
619-627	ALC_AMT	AMT ALCOHOL USED DURING PREGNANCY, IN OUNCES	162
628-629	ALC_AMT3	AMOUNT OF ALCOHOL USE DURING PREGNANCY	162
630-631	ALC_CAT	CATEGORY OF ALCOHOL USE DURING PREGNANCY	162
632-640	ALC_DAY	NUMBER OF DAYS DRANK DURING PREGNANCY	162
641-642	ALCFLAG	ALCOHOL USE EVER	162
643-644	ALCMON	ALCOHOL USE PAST MONTH	162
645-646	ALCPREG	ALCOHOL USE DURING PREGNANCY	163
647-648	ALCYR	ALCOHOL USE PAST 12 MONTHS	163
649-650	ANYBWG	LOWEST BW/GEST AGE FOR EITHER BABY	163
651-652	ANYBWT	LOWEST BIRTHWEIGHT CATEGORY, EITHER BABY	163
653-654	ANYCARE	PRENATAL CARE	163
655-656	ANYFLAG	ANY ILLICIT DRUG USE EVER	163
657-658	ANYMON	ANY ILLICIT DRUG USE PAST MONTH	163
659-660	ANYPREG	ANY ILLICIT DRUG USE DURING PREGNANCY	163
661-662	ANYYR	ANY ILLICIT DRUG USE PAST 12 MONTHS	163
663-670	AV_ETHAN	AVG DAILY ETHANOL INTAKE DURING PREGNANCY IN OZ	163
671-678		<i>RESERVED FOR INFANT FILE</i>	164
679-680	CIG_AMT	AMOUNT OF CIGARETTE USE	164
681-682	CIGFLAG	CIGARETTE USE EVER	164
683-684	CIGMON	CIGARETTE USE PAST MONTH	164
685-686	CIGPREG	CIGARETTE USE DURING PREGNANCY	164
687-688	CIGYR	CIGARETTE USE PAST 12 MONTHS	164
689-690	COCFLAG	COCAINE-ANY USE EVER	164
691-692	COCMON	COCAINE-ANY PAST MONTH	164
693-694	COCPREG	COCAINE-ANY USE DURING PREGNANCY	164
695-696	COCYR	COCAINE-ANY USE PAST 12 MONTHS	164
697-698	COO_FRQ	FREQUENCY OF COCAINE OTHER THAN CRACK USE	164
699-700	COOFLAG	COCAINE-OTHER THAN CRACK USE EVER	165
701-702	COOMON	COCAINE-OTHER PAST MONTH	165
703-704	COOPREG	COCAINE-OTHER THAN CRACK USE DURING PREGNANCY	165
705-706	COOYR	COCAINE-OTHER THAN CRACK USE PAST 12 MONTHS	165
707-708	CONTRA	TYPE OF CONTRACEPTIVE USED	165
709-710	CRK_FRQ	FREQUENCY OF CRACK USE	165
711-712	CRKFLAG	COCAINE-CRACK USE EVER	165
713-714	CRKMON	COCAINE-CRACK PAST MONTH	165
715-716	CRKPREG	COCAINE-CRACK USE DURING PREGNANCY	165
717-718	CRKYR	COCAINE-CRACK USE PAST 12 MONTHS	165
719-720	G3_GOV	ANY GOVERNMENT SOURCES OF INCOME	165
721-722	G3_NONE	NO SOURCES OF INCOME	166
723-724	G3_OTH	OTHER SOURCES OF INCOME	166
725-726		<i>RESERVED FOR INFANT FILE</i>	166
727-728	HERFLAG	HEROIN USE EVER	166
729-730	HERMON	HEROIN PAST MONTH	166
731-732	HERPREG	HEROIN USE DURING PREGNANCY	166
733-734	HERYR	HEROIN USE PAST 12 MONTHS	166
735-736	HH_INC	TOTAL/ANNUAL/HOUSEHOLD/GROSS INCOME/1991-	166
737-738	HH_SIZ18	PEOPLE LIVING WITH YOU UNDER 18-CATEGORICAL	166
739-740	HH_SIZE	PEOPLE REGULARLY LIVING WITH YOU-CATEGORICAL	166
741-742	HRDPRG	FREQUENCY OF CRACK OR OTHER COCAINE	167
743-744	M_ANEMIA	ANEMIA IN MOTHER (ICD-9)	167
745-746	M_DRUG	DRUG ABUSE IN MOTHER (ICD-9)	167
747-748	M_FDIS	FETAL DISTRESS AFFECTING MOTHER (ICD-9)	167
749-750	M_GUI	GENITOURINARY INFECTION IN MOTHER (ICD-9)	167
751-752	M_HYPER	HYPERTENSION IN MOTHER (ICD-9)	167
753-754	M_IPC	INSUFFICIENT PRENATAL CARE IN MOTHER (ICD-9)	167
755-756	M_MENTAL	MENTAL DISORDER IN MOTHER (ICD-9)	167
757-758	M_RUPT	PREMATURE RUPTURE OF MEMBRANES IN MOTHR (ICD-9)	167

**SUMMARY OF DATA ITEMS AND LOCATION OF DOCUMENTATION - MOTHERS**

<b>COLUMN LOCATION</b>	<b>VARIABLE NAME</b>	<b>VARIABLE LABEL AND CODE VALUE</b>	<b>PAGE</b>
759-760	M_VD	VENEREAL DISEASE IN MOTHER (ICD-9)	167
761-762	MARITAL	MARITAL STATUS	167
763-764	MET_PAY	METHOD OF PAYMENT FOR HOSPITAL STAY	168
765-766	MED_USE	ANTIBIOTICS USED DURING PREGNANCY	168
767-768	MRJ_FRQ	FREQUENCY OF MARIJUANA USE	168
769-770	MRJFLAG	MARIJUANA USE EVER	168
771-772	MRJMON	MARIJUANA PAST MONTH	168
773-774	MRJPREG	MARIJUANA USE DURING PREGNANCY	168
775-776	MRJYR	MARIJUANA USE PAST 12 MONTHS	168
777-778	NOMJFLAG	ANY ILLICIT DRUG USE EXCEPT MJ - EVER	168
779-780	NOMJMON	ANY ILLICIT DRUG USE EXCEPT MJ - PAST MONTH	168
781-782	NOMJPREG	ANY ILLICIT DRUG USE EXCEPT MJ - PREGNANCY	169
783-784	NOMJYR	ANY ILLICIT DRUG USE EXCEPT MJ - PAST 12 MONTHS	169
785-786	PARITY	NUMBER OF PREVIOUS LIVE BIRTHS (from A_14_A)	169
787-794	PDRINK	PROBABILITY OF DRINKING ON A GIVEN DAY	169
795-796	PN_CARE	WHERE RECEIVED MOST PRENATAL CARE	169
797-798	PN_NUM	NUMBER OF PRENATAL VISITS	169
799-800	PN_TRI	TRIMESTER OF FIRST PRENATAL VISIT	169
801-802	PN_WK	WEEK OF FIRST PRENATAL VISIT	169
803-804	PR_USE3	DRUG USE DURING PREGNANCY	170
805-806	PR_USE8	DRUG USE DURING PREGNANCY	170
807-808	PSYFLAG	STIMULANT OR SED/TRANQ USE - EVER	170
809-810	PSYMON	STIMULANT OR SED/TRANQ USE - PAST MONTH	171
811-812	PSYPREG	STIMULANT OR SED/TRANQ USE - PREGNANCY	171
813-814	PSYYR	STIMULANT OR SED/TRANQ USE - PAST YEAR	171
815-820		RESERVED FOR INFANT FILE	171
821-822	RACE	RACE/ETHNICITY FROM QUESTIONNAIRE	171
823-824	RESIDE	RESIDENCE STATUS	171
825-826	RISKLEV2	RESPONDENT'S RISK LEVEL	171
827-828	STAFLAG	SED/TRANQ/ANALG USE EVER	171
829-830	STAMON	SED/TRANQ/ANALG PAST MONTH	171
831-832	STAPREG	SED/TRANQ/ANALG USE DURING PREGNANCY	171
833-834	STAYR	SED/TRANQ/ANALG USE PAST 12 MONTHS	171
835-836	STATUS	STATUS VARIABLE	171
837-838	STMFLAG	STIMULANT USE EVER	172
839-840	STMMON	STIMULANT PAST MONTH	172
841-842	STMPREG	STIMULANT USE DURING PREGNANCY	172
843-844	STMYSR	STIMULANT USE PAST 12 MONTHS	172
845-846	TWINS	TWINS INDICATOR	172
847-848	XAGE	MOTHER'S AGE GROUP BASED ON XAGECALC	172
849-862		RESERVED FOR INFANT FILE	172
<b>PART D: SAMPLE DESIGN VARIABLES</b>			
863-864		RESERVED FOR INFANT FILE	172
865-876	MQ_ANWT1	MOM QUEX ANALYSIS WEIGHT VARIABLE	172
877-889	MA_ANWT1	MOM ABSTRACT ANALYSIS WEIGHT VARIABLE	172



## **CHAPTER 1**

### **USER NOTES**

#### **1.0 STUDY OBJECTIVES AND OVERVIEW**

##### **1.1 Purpose of This Codebook**

This codebook is designed to facilitate analysis of the data collected in the Washington, DC, Metropolitan Area Drug Study's (DC\*MADS) Drug Use and Pregnancy Study. After an overview of the study, the data processing steps are described, including manual and computer editing, matching of questionnaire and abstract records, and the creation of key variables for analysis. Next is a variable-by-variable guide that includes specifications and unweighted response distributions (with consistency codes for items that are missing or legitimate skips) for all variables, first in the INFANT file and then in the MOTHER file. The interview and abstraction data are presented by residence of the responding women (DC or non-DC). A summary of contents of the INFANT dataset and the MOTHER dataset are given in Appendices E and F, respectively.

##### **1.2 Overview of the Drug Use and Pregnancy Study**

###### **1.2.1 Purpose of Study**

The DC\*MADS Drug Use and Pregnancy Study examined the extent of prenatal drug use among women delivering livebirths in Washington, DC, hospitals, and related infant and maternal outcomes. The study's primary objectives were to

- estimate the prevalence of use of illicit drugs, alcohol, and tobacco among women giving birth to live infants in Washington, DC, hospitals;
- compare rates of drug use among DC-resident women giving birth to infants of normal birthweight, intermediate low birthweight, and very low birthweight;
- describe epidemiologic characteristics and health outcomes among drug-using and drug-free mothers and their newborn infants; and
- serve as a methodological model for similar hospital-based maternal drug use research in other metropolitan areas.

Appendix A to this Codebook provides greater detail about the DC\*MADS and, specifically, the Drug Use and Pregnancy Study component.

###### **1.2.2 Overview of Research Design**

The research design involved interviewing women who gave birth to live infants in Washington, DC, hospitals during specified sampling periods from January through December 1992. The women were selected using a sampling algorithm that oversampled women giving birth to low birthweight or preterm infants. Respondents were asked about their use of

cigarettes, alcohol, and illicit drugs during their pregnancy, as well as about prenatal care and any pregnancy complications they had experienced. The women were also asked to give permission for their medical records and those of their newborn infants to be reviewed. Medical records for consenting women and their infants were abstracted to document maternal and infant medical problems.

A separate component of the study involved collection of urine specimens, anonymously, from a different group of women admitted for delivery at DC hospitals from July 1992 to April 1993. Drug testing of these samples was conducted to develop an independent measure of recent drug use during pregnancy. Urine specimens were also obtained from a sample of women presenting for abortion at one study hospital from June to August 1992. Data on urine specimens are not included in this public release file.

The data documented in this Codebook are based on 1,020 interviews, 695 abstractions of mothers' medical records, and 709 abstractions of infants' medical records. These include

- interview data for 766 DC-resident and 254 nonresident women who gave birth to live infants in participating DC hospitals during specified sampling periods in 1992, and
- medical record abstraction data for 527 DC-resident and 168 nonresident mothers and (all but five of) their infants, including 20 sets of twins (among whom all but one infant had abstraction data).

Appendix B to this Codebook provides details about the original and revised design of the DC\*MADS Drug Use and Pregnancy Study.

### **1.2.3 Analysis Weights and Nonresponse Adjustments for Questionnaire Data**

Response-adjusted analysis weights were constructed for DC-resident women delivering livebirths at DC hospitals during a 30-day period in 1992 (weights were not computed for nonresident mothers). The number of days during which births were sampled and interviews were conducted with mothers ranged from 67 to 101. The goal of the sampling plan was to sample a period of consecutive days at each hospital and to randomly assign data collection periods to hospitals. Unfortunately, because of practical considerations related to study logistics, neither of these goals was implemented as planned.

It was not possible to interview on consecutive days because of requirements in some of the hospitals to share days with the Pregnancy Risk Assessment and Monitoring System (PRAMS) and because of interviewer scheduling. In addition, due to difficulties and delays in obtaining hospital approvals and considerations of the burden imposed on the hospital staff by the study, data collection periods could not be randomly assigned. Further, in two hospitals, the interviewers were allowed to sample only from patients who were admitted to the hospital through the public hospital clinic. To address these problems, the weighting procedures described below and in Appendix B had the effect of standardizing the sample data so that the information could be combined across the hospitals.



The first step in constructing the final analysis weights was computing the initial sampling weights. Differing sampling rates were used across the various time intervals (days in hospitals), risk level (low birthweight and preterm delivery), and hospitals. These sampling rates were adjusted during the data collection period to achieve target sample sizes at each hospital and for each risk level. The sampling rates reflect the fact that births had differing probabilities of selection.

The initial sampling weights were computed as the ratio of the number of births available for selection and the number of births actually selected for each time interval, risk factor, and hospital combination. The birth's probability of selection was the ratio of the number of births selected to the number of births encountered within each hospital, risk level, and time interval.

The initial sampling weights were represented as

$$w_{s,b} = \frac{\delta_{i,b,h,r,t} * N_{h,r,t}}{n_{h,r,t}},$$

where:

$w_{s,b}$  = initial sampling weight for birth b;

$\delta_{i,b,h,r,t}$  = 1 if birth b was at hospital h, risk level r, and time interval t; else 0;

$n_{h,r,t}$  = number of births selected within hospital h, risk level r, and time interval t; and

$N_{h,r,t}$  = number of births that occurred within hospital h, risk level r, and time interval t.

The next step was to poststratify the sample and adjust these sampling weights such that their sum within strata agrees with the estimated numbers of births by hospital and risk level for a 30-day period. This was done using the 1992 annual numbers of births for each hospital provided by the DC Department of Human Services, Research and Statistics Division. This adjustment corrected for differing sampling intervals and birth rates by time of year. In sampling, high risk was defined as either preterm or low birthweight, or both. In poststratification, only the low birthweight annual counts were used for adjusting the high-risk weights.

The adjusted monthly weight for infants is

$$w_{B,b} = \left[ \frac{\delta_{2,b,h,r} * w_{S,b}}{\sum_b \delta_{2,b,h,r} * w_{S,b}} \right] * \left[ \frac{N_{h,r}}{12} \right],$$

where:

$w_{B,b}$  = adjusted monthly average weight for birth b;

$\delta_{2,b,h,r}$  = 1, if birth b was at hospital h and from risk level r; else 0; and

$N_{h,r}$  = annual birth count for hospital h and risk level r.

The final analysis weight for mothers was based on the adjusted monthly weight for infants. For single births, the infant and mother weights are identical. For twin births, the mother received a weight for each birth adjusted for the possibility of being selected with either birth. The responses for a mother of twins were duplicated and were assigned to each birth for analysis.

The final analysis weight for mothers is represented as

$$w_{M,m} = \frac{\sum_b w_{B,b} * \delta_{3,m,b}}{\eta_m},$$

where:

$w_{M,m}$  = final average monthly analysis weight for mother, m;

$\delta_{3,m,b}$  = 1, if mother m delivered birth b; else 0; and

$\eta_m$  = number of births for mother m (either 1 or 2).

Appendix B to this Codebook provides greater detail about questionnaire data and Appendix D reproduces the mother's interview questionnaire from the Drug Use and Pregnancy Study component of DC\*MAADS.

#### 1.2.4 Analysis Weights for Medical Records Abstraction Data

Medical records abstraction data were not obtained for all mothers in the study or for all of their infants. The weights for the abstraction data were adjusted, however, to be comparable with those described above for infants and mothers. More specifically, response-adjusted weights for infants were created for analyzing the abstraction data by ratio adjusting the weights for infants who had abstraction data to be comparable with the weight sums for

total births in 1992. The ratio adjustment set the sum of the weights for infants who had abstraction data equal to the sum of the poststratified weights for infants.

The analysis weight for the mothers' abstraction data was created following the approach used for creating the infant abstraction weights. The sum of the abstraction weights for mothers was ratio adjusted to equal the sum of the weights for mothers with questionnaire data. These adjustments for both infants and mothers were computed within weighting classes defined by hospital and risk level.

### **1.3 Organization of the Codebook**

Besides this introductory section, the codebook contains two additional sections before providing detailed variable-by-variable documentation in Chapters 2 and 3:

- Section 2.0 summarizes the forms and processing, general editing procedures, and manual and computer editing.
- Section 3.0 discusses the created variables, including analysis weights, demographic and reproductive descriptors, medical variables, and lifetime, annual, during pregnancy, and past month drug flags.

The next two Chapters present variable specifications and raw frequency distributions for the variables on the INFANT (Chapter 2) and MOTHER (Chapter 3) datasets, including all questionnaire and medical abstraction data.

### **1.4 Data Files**

The data are divided into two main files, as detailed in Chapters 2 and 3 of this document:

<b>File Name</b>	<b>Contents</b>
INFANT	Infant-level data set with one record for each infant; includes mother's interview and abstraction data as well as infant's abstraction data (see Chapter 2)
MOTHER	Mother-level data set with one record for each mother; includes mother's interview and abstraction data only and excludes all infant-specific information (see Chapter 3)

The two data files are flat files in ASCII format.

## **2.0 MANUAL AND COMPUTER EDITING**

### **2.1 Forms and Processing**

Three basic instruments were processed for the main data collection component of the study: a questionnaire, a mother's medical abstract form, and an infant's medical abstract form.

The data collectors (interviewers and abstracters) were responsible for conducting initial field edits on completed forms. Questionnaires were transmitted to the contractor's field office on a weekly basis. After review by the field managers, the forms were sent to the contractor's main office for processing. Abstract forms were transmitted to a subcontractor for all manual editing, data entry, and computer editing. Electronic abstraction data were then transmitted back to the contractor for incorporation with the questionnaire data and creation of analysis variables and files.

## 2.2 Manual Editing

Several conventions were used for manually editing the instruments, including standardized nonresponse codes, range codes, coding of text items, and reporting problems. Because many of the data items involved numerical counts, negative numbers were used for nonresponse codes. The standard nonresponse code conventions used for this and other DC\*MADS studies are shown in Exhibit 2.1.

**Exhibit 2.1 Standard Nonresponse Codes**

<b>Code</b>	<b>Meaning</b>	<b>Reason for Assignment of Code</b>
-1	No abstract data	Mother refused access to medical records
-2	Response illegible	Self-explanatory
-3	Not applicable	Self-explanatory
-4	Don't know	Self-explanatory
-5	Bad data	Data out of valid range
-6	Multiple response	For items requiring a single response
-7	Refusal	Item refusal
-8	Nonresponse (missing)	Blank items that should have been answered
-9	Legitimate skip	Blank items that are part of a skip pattern

Blank items that represent a nonresponse (-8) or a legitimate skip (-9) were assigned by the computer (discussed in Section 2.5). The other nonresponse codes were assigned during manual editing. All textual data were recoded into numbers prior to keying. Edited forms were batched by type of form and sent to data entry on a regular basis.

## 2.3 Data Entry

The data were keyed directly from the data collection instruments and converted into machine-readable form using a VAX system. A feature of the data entry systems used is that some defined editing functions are performed during data entry. The data entry software displays prompts to guide the keyers as they enter data. Thus, keying errors are reduced significantly because the software detects invalid entries (e.g., out of range) and allows correct entries to be keyed with no loss of previously keyed, valid data. Errors detected during keying had to be corrected before the keyer was allowed to move to the next data item.

All forms were 100% verified (i.e., keyed a second time by a different operator). As the data were keyed for verification, entries were compared with the entries stored from first keying. Discrepancies were resolved before the keying software proceeded to the next field. Keyer performance was monitored using the results of key verification.

## **2.4 Matching Questionnaire and Abstract Records**

As discussed earlier, women who completed interviews were asked to give permission for their medical records, and those of their newborn infants, to be reviewed. Thus, a sample mother could have up to four separate data collection instruments--a questionnaire, a mother's abstract, and one or two infant abstracts. A separate abstract was completed for each twin. (There were 20 sets of twins born to sampled DC-resident women; 12 of these mothers granted access to their medical records. In one case, however, only one of the twins' records was located and abstracted.) The STATUS variable on the INFANT or MOTHER dataset indicates which data collection forms were completed for each woman.

The questionnaire and abstract data were merged to create a single record for each woman. During this process, demographic (mother's race and birthdate) and infant birthweight data from the questionnaires of DC-resident women were compared with these variables from the abstract form. There were six cases with serious discrepancies in the mother's birthdate and the infant's birthweight between the questionnaire and the abstract data. It was clear that the abstracts for these cases had been completed using the medical records of women different from the questionnaire respondents, so these abstract data were dropped from the main datasets. Five additional cases were identified with nonmatching mother birthdates and infant birthweights. However, in these cases, it was likely that the discrepancies resulted from abstraction errors or missing data problems, so these data were retained in the data file.

## **2.5 Machine and Final Edits**

The final stage of editing prior to analysis was to machine edit the data. This stage included rechecking all consistency codes in light of responses elsewhere in the data, solving multiple responses where possible, recoding logical inconsistencies on key drug items, assigning either a legitimate skip or nonresponse (missing) code to any blank fields, resolving partial cases, and creating several key variables required for the core analyses .

Because there was a potential bias to underreport drug use and the importance of identifying any drug use occurring during pregnancy, two steps were taken to look at the entire pattern of responses. On the initial question of "have you ever used (drug name)," a "no" (code 2) response was recoded to an "edited yes" (code 3) response if the respondent reported any use of that drug in a subsequent question. The recency of drug use questions were also back-edited. If a respondent reported use of a drug during the past month, missing or more distant periods of use were recoded to "edited pregnancy use" (code 8) or "edited lifetime use" (code 9).

Partial records for DC-resident women were identified at this stage of editing. Five cases were identified with no data recorded in Section C (the self-administered drug use answer sheets), Section D (use of drugs with alcohol), or Section E (drug treatment) of the questionnaire. These cases were deleted from the file. Six additional cases were identified with data recorded for the alcohol and cigarette questions, but not for the other questions in Section C related to use of illicit drugs, and were missing all or part of Sections D and E. These cases were retained in the file.

## **3.0 CREATED VARIABLES AND FILE STRUCTURE**

### **3.1 Overview of Created Variables**

A number of variables were created to facilitate analysis in a variety of categories, including:

- prevalence of drug use;
- control variables describing the data collected or the respondent;
- demographic, income, and household characteristics;
- reproductive history and medical problems; and
- analytic weights and design variables.

This section describes the construction of these variables. Values were assigned when there were sufficient data to determine what the value should be. When data were insufficient (e.g., if all related questions were missing), a value of missing (-9) was assigned.

Names for the raw variables on the main dataset are related to their source.

Questionnaire variables begin with "Q" for the questions on the cover page, then "A", "B", "C", etc. for the questions in the various sections of the questionnaire. Variables from the mother's abstract begin with "M", while the abstract variables for the infant begin with "I". Names for the created variables are mnemonics related to the meaning of each variable. For example, "A\_EDUC" is a created variable indicating the respondent's level of adult education.

### **3.2 Lifetime, Annual, Pregnancy, and Monthly Drug Use Variables**

Because of the potential for underreporting and interest in patterns of responses to drug use items, lifetime, annual, during pregnancy, and monthly drug flag variables were created to facilitate analyses. A summary of the drug flags created for the study is shown in Exhibit 3.1. As seen in this exhibit, each flag variable begins with a prefix (xxx) indicating the drug(s) to which it refers. The xxxFLAG variables indicate any or lifetime use of the drug, the xxxYR flags indicate use of the drug within the past 12 months, the xxxPREG flags indicate use of the drug anytime during the pregnancy, and the xxxMON flags indicate use of the drug within the past month.

The flag variables for a specific drug were based on questions about that drug, primarily in Section C of the questionnaire (See Appendix D). Before the flag variables were created, the underlying questions were edited based on other sections of the questionnaire. This editing caused blank items and responses of "no" to a particular question about drug use to be changed to an "edited yes" where later responses indicated that the respondent had actually used the drug. Additionally, recency-of-use questions were edited to show more recent use, pregnancy use, or lifetime use where later responses indicated that this was the case.

**Exhibit 3.1 Summary of Created Drug Variables**

Drug(s)	General Prefix	Any Use Flag	Annual Flag	Pregnancy Flag	Monthly Flag
Cigarettes	CIG	CIGFLAG	CIGYR	CIGPREG	CIGMON
Alcohol	ALC	ALCFLAG	ALCYR	ALCPREG	ALCMON
Marijuana	MRJ	MRJFLAG	MRJYR	MRJPREG	MRJMON
Any Cocaine	COC	COCFLAG	COCYR	COCPREG	COCMON
Crack cocaine	CRK	CRKFLAG	CRKYR	CRKPREG	CRKMON
Other cocaine	COO	COOFLAG	COOYR	COOPREG	COOMON
Heroin	HER	HERFLAG	HERYR	HERPREG	HERMON
Stimulants	STM	STMFLAG	STMYR	STMPREG	STMMON
Sedatives, tranquilizers, analgesics	STA	STAFLAG	STAYR	STAPREG	STAMON
Psychotherapeutics <sup>1</sup>	PSY	PSYFLAG	PSYYR	PSYPREG	PSYMON
Any illicit drug excluding marijuana	NOMJ	NOMJFLAG	NOMJYR	NOMJPREG	NOMJMON
Any illicit drug	ANY	ANYFLAG	ANYYR	ANYPREG	ANYMON

<sup>1</sup> Use of stimulants, sedatives, tranquilizers, or analgesics.

Source: 1992 NIDA DC\*MADS Drug Use and Pregnancy Study.

The xxxFLAG, xxxYR, and xxxMON drug flag variables were created from the recency-of-use questions where the respondent was asked to indicate the last time she used the drug. If the respondent indicated ever using the drug, the xxxFLAG variable was set to 1; if she indicated use in the past year, the xxxYR flag was set to 1; and if she indicated use in the past month, the xxxMON flag was set to 1. If the respondent answered that she had never used the drug in her life (underlying variable = 91), or used the drug only in a more distant period (e.g., indication of use 1 or more years ago when creating the xxxYR or xxxMON flag), or legitimately skipped the question (underlying variable = -9) and no subsequent response was to the contrary, the flag variable was set to 0. If no data were available (e.g., if the respondent refused to answer any questions related to that drug), the flag variable was set to missing (-8). The underlying variables for the lifetime, annual, and monthly drug flags are as follows:

Created Drug Flag	Source Variable (drug)
CIGFLAG,CIGYR,CIGMON	C_3 (cigarettes)
ALCFLAG,ALCYR,ALCMON	C_7 (alcohol)
MRJFLAG,MRJYR,MRJMON	C_11 (marijuana)
CRKFLAG,CRKYR,CRKMON	C_15 (crack cocaine)
COOFLAG,COOYR,COOMON	C_21 (cocaine other than crack)
HERFLAG,HERYR,HERMON	C-26 (heroin)
STMFLAG,STMYR,STMMON	C_31 (stimulants)
STAFLAG,STAYR,STAMON	C_34 (sedatives, tranquilizers, analgesics)

The xxxPREG drug flag variables were created from the during-pregnancy-use questions where the respondent was asked to indicate either the amount or frequency of her use of the drug during the pregnancy, or whether she used the drug for any reason during the pregnancy. If the respondent indicated using the drug at all during the pregnancy, the xxxPREG variable was set to 1. If the respondent answered that she did not use the drug during the pregnancy (underlying variable = 91 or "no") or legitimately skipped the question (underlying variable = -9) and no subsequent response was to the contrary, the flag variable was set to 0. If no data were available (e.g., if the respondent refused to answer any questions related to that drug or her use during pregnancy), the flag variable was set to missing (-8). The underlying variables for the pregnancy drug flags are as follows:

Pregnancy Drug Flag	Source Variable (drug)
CIGPREG	C_4 (cigarettes)
ALCPREG	C_8 (alcohol)
MRJPREG	C_12 (marijuana)
CRKPREG	C_16 (crack cocaine)
COOPREG	C_22 (cocaine other than crack)
HERPREG	C-27 (heroin)
STMPREG	C_32 (stimulants)
STAPREG	C_35 (sedatives, tranquilizers, analgesics)

For each of the drug-specific flags, a final edit was performed to infer use over the longer term if evidence of use existed for the shorter term. For example, where insufficient data were available to set MRJYR to 1, but sufficient data existed to set MRJPREG to 1, MRJYR was set to 1.

To facilitate analysis, several summary drug flags were created based on the contents of the core drug flags previously described. These represent potential combinations of drugs used. Relationships between these summary flags and their underlying core drug flags are as follows:



<b>Combination Drug Flags Groups (drug)</b>	<b>Core Drug Flag</b>
COCFLAG,COCYR,COCYPREG,COCMON (any cocaine use)	CRK (crack cocaine) COO (cocaine other than crack)
PSYFLAG,PSYYR,PSYPREG,PSYMON (psychotherapeutics)	STM (stimulants) STA (sedatives, tranquilizers, and analgesics)
NOMJFLAG,NOMJYR,NOMJPREG,NOMJMON (any illicit drug, excluding marijuana)	CRK (crack cocaine) COO (cocaine other than crack) HER (heroin) STM (stimulants) STA (sedatives, tranquilizers, and analgesics)
ANYFLAG,ANYYR,ANYPREG,ANYMON	MRJ (marijuana) NOMJ (any illicit drug, excluding marijuana)

### 3.3 Other Created Variables

Numerous other variables were created to facilitate the analysis. Many of these are minor recodes of raw variables to set consistency codes to 0 or missing or to create categories for continuous measures; others are summary descriptors that were created using information from multiple raw variables. Observations missing all required variables were set to missing (-9).

Exhibit 3.2 highlights some of the key variables that were created from the interview and abstraction data. A description of each created variable is given, as well as the underlying variables from which it was derived. The levels for each variable (e.g., for RESIDE: 1=DC resident, 2=nonresident) are defined in the specifications given in Chapters 2 and 3. The created variables shown in Exhibit 3.2 are grouped by type (e.g., control, demographic, drug use).

**Exhibit 3.2 Key Created Variables**

<b>Variable Name</b>	<b>Description</b>	<b>Underlying Variables</b>
<b>CONTROL</b>		
RESIDE	residence of mother	control system
RISKLEV2	risk status of respondents	BW_GEST
STATUS	whether questionnaire, and mother or infant abstracts were completed	control system
TWINS	whether the mother had twins	control system
<b>DEMOGRAPHIC</b>		
AGE	mother's age group	AGE_YR
AGE_YR	mother's age in years	Q1_MO, Q1_YR control system
A_EDUC	adult education (if over age 17)	B_5, AGE
G3_GOVT	government source of income	G_3_3,5,6,7,8,9
G3_NONE	no source of income noted	G_3_1-11
G3_0TH	other source of income	G_3_2,4,10,11
HH_INC	household income level	G_2_INCO
HH_SIZE	number of people in household	B_6
HH_SIZ18	number of people under age 18 in household	B_7
MARITAL	marital status of mother	B_2
MET_PAY	payment for hospital stay	G_1
RACE	race/ethnicity of mother	B_3, B_4
<b>ALCOHOL/CIGARETTES</b>		
ALC_AMT	amount of alcohol use in pregnancy, ounces	
ALC_AMT3	alcohol use category in pregnancy	ALC_AMT

**Exhibit 3.2 (continued)**

<b>Variable Name</b>	<b>Description</b>	<b>Underlying Variables</b>
<b>ALCOHOL/CIGARETTES (cont'd)</b>		
AV_ETHAN	average daily ethanol intake in pregnancy	PDRINK, C_9
PDRINK	probability of drinking in pregnancy	C_8
CIG_AMT	cigarette use category in pregnancy	CIGPREG, C_4
<b>DRUG USE</b>		
COO_FRQ	frequency of other cocaine use in pregnancy	COOPREG, C_22
CRK_FRQ	frequency of crack cocaine use in pregnancy	CRKPREG, C_16
MRJ_FRQ	frequency of marijuana use in pregnancy	MRJPREG, C_12
PR_USE3	3 groups of cigarette/alcohol/ drug use in pregnancy	ALCPREG,CIGPREG, ANYPREG
PR_USE8	8 groups of cigarette/alcohol/ drug use in pregnancy	ALCPREG,CIGPREG, ANYPREG
<b>BIRTHWEIGHT/GESTATIONAL AGE</b>		
BIRTHWT	birthweight category	BWGRAMS
BWGRAMS	birthweight in grams	Q2_GR, Q2_LB, Q2_OZ
BW_GEST	combined birthweight/ gestational age category	BIRTHWT, GESTAGE
<b>PARITY AND PRENATAL CARE</b>		
PARITY	previous livebirths - category	A_14_A
ANYCARE	level of prenatal care	A_1
PN_CARE	source of prenatal care	A_1C
PN_NUM	number of prenatal visits	A 1B
PN_WK	week of first prenatal visit	Q1_MO, Q1_YR, A_1A MO, A_1A YR

**Exhibit 3.2 (continued)**

Variable Name	Description	Underlying Variables
<b>PARITY AND PRENATAL CARE (continued)</b>		
PN_TRI	trimester of first prenatal visit	PN_WK
<b>RISK LEVEL (for logistic regression)</b>		
R1BIRT	very low birthweight vs.normal	BIRTHWT
R2BIRT	intermediate low birthweight vs.normal	BIRTHWT
R3BIRT	low birthweight vs.normal	BIRTHWT1 baby 1
<b>MOTHER ABSTRACT (from ICD-9 codes)</b>		
M_ANEMIA	anemia (ICD-9 codes: 2859, 64821)	M5_01A thru M5_10A
M_DRUG	drug use (ICD-9 codes: 30520, 30551, 30560, 30561, 30590, 30591, 64831)	M5_01A thru M5_10A
M_FDIS	fetal distress (ICD-9 codes: 65631)	M5_01A thru M5_10A
M_GUI	genitourinary infection (ICD-9 codes: 64661, 64662)	M5_01A thru M5_10A
M_HYPER	hypertension (ICD-9 codes: 64201, 64221, 64223, 64231, 64232, 64241, 64251, 64261, 64271, 64291)	M5_01A thru M5_10A
M_IPC	insufficient prenatal care (ICD-9 codes: V237)	M5_01A thru M5_10A
M_MENTAL	mental disorder (ICD-9 codes: 64841)	M5_01A thru M5_10A
M_RUPT	premature rupture of membranes (ICD-9 codes: 65810, 65811, 65821)	M5_01A thru M5_10A
M_VD	venereal disease (ICD-9 codes: 64701, 64711, 64712)	M5_01A thru M5_10A

**Exhibit 3.2 (continued)**

Variable Name	Description	Underlying Variables
<b>INFANT ABSTRACT (from ICD-9 codes)</b>		
I_COC	cocaine affecting fetus (ICD-9 codes: 76075)	IB5_01A thru IB5_10A
I_DRUG	drug withdrawal (ICD-9 codes: 7795)	IB5_01A thru IB5_10A
I_INF	infection (ICD-9 codes: 7718)	IB5_01A thru IB5_10A
I_JAUND	jaundice (ICD-9 codes: 7742, 7746)	IB5_01A thru IB5_10A
I_RESP	other respiratory problems (ICD-9 codes: 7706, 7707, 7708)	IB5_01A thru IB5_10A
I_RDS	respiratory distress syndrome (ICD-9 codes: 769)	IB5_01A thru IB5_10A
I_VENT	ventilation (ICD-9 codes: P9390, P9396, P9603, P9604, P9605, P9671, P9672)	IB5_01A thru IB5_10A

**3.4 File Structure, Analysis Weights, and Design Variables**

The INFANT dataset is a rectangular file with a single record for each infant in the sample. Each record includes the mother's questionnaire data, her abstract data if her medical record was abstracted, and the infant's abstract data if collected. Infants from a twin set will have the identical information on their mother reproduced on each twin's record. The MOTHER dataset is a rectangular file with a single record for each sample woman. Each record includes the woman's questionnaire data and her abstract data if her medical record was abstracted.

Because the INFANT and MOTHER files contain information from both mothers and infants, a variety of different types of analyses can be conducted and several different weight variables are available. Some analyses can be conducted using the MOTHER file, whereas other analyses will require the INFANT file. The structure of the MOTHER analysis file with one record for each responding mother is appropriate for analyses noted in Section 3.4.1. The INFANT with a single record for each sample infant is appropriate for analyses described in Section 3.4.2.

### **3.4.1 Analysis File with a Single Record for Each Mother**

Most of the tables presented in the Drug Use and Pregnancy Study final report use the mother as the unit of analysis. With a single record for each woman, the MOTHER dataset can be used to obtain most of the estimates and sample sizes that are given in the final report. These estimates and associated sample sizes can be obtained by running standard statistical software, such as SAS's PROC MEANS or PROC FREQ with a WEIGHT statement. The appropriate weight to use would be the SAS variable MQ\_ANWT1 for the mother's questionnaire data or MA\_ANWT1 for the mother's abstract data. This file is not appropriate, however, for obtaining standard errors of the estimates for mothers' data, because the sampling unit was the infant and because there are some twins in the study. To obtain standard errors of estimates for the mothers and for infant analyses, an analysis file with a separate record for each infant is required (INFANT dataset).

### **3.4.2 Analysis File with a Single Record for Each Infant**

Some analyses require a data file with a single record for each infant (i.e. two records for the mothers of twins). The INFANT analysis file was created by duplicating the records for the twin mothers and incorporating these with each infant's abstract information. Situations in which this file structure is appropriate are as follows:

- Analyses describing characteristics of infants (e.g., birthweight) or that require crosstabulation of mothers and infants. The appropriate analysis weight variables to use for analyzing infant abstract data is the weight variable IAB\_ANWT. The appropriate analysis weight variable to use for analyzing infant outcomes other than abstract data (e.g., birthweight) is the variable IB\_ANWT in the INFANT file.
- Obtaining standard errors of estimates for mother analyses. It is necessary to use this file structure for standard error estimation because the sampling units for the Drug Use and Pregnancy Study were infants rather than mothers. The appropriate analysis weights to use is IMQANWT2 in the INFANT file. The analysis weight to use is IA\_ANWT for analyses involving mother abstract data. The INFANT file structure and weights will also give the appropriate point estimates for the mother analyses but will not give the correct sample sizes because there are multiple records for the mothers of twins.

The file structure with a single record per infant can be used with the SUDAAN software package to obtain estimates and standard errors. Variable STRATUM on the INFANT file gives the sampling stratum (combination of hospital and risk level group) for the infant. The complication of having separate stratum variables for twins is necessary because each twin was not necessarily in the same risk level.

SUDAAN was used to produce estimates and standard errors for the final report for this study. For mother analyses, the sample design was specified as STRWR for stratified random sampling with replacement. The infant-level analysis file was sorted by STRATUM (the variable indicating the sampling stratum for selecting the sample infants) and NMOMID, and STRATUM was specified on the SUDAAN "NEST" statement. For infant analyses, the sample design was specified as WR, the NEST statement contained the variables STRATUM

and NMOMID. Appendix C provides example programs for SAS and SUDAAN using these files.

Exhibit 3.3 summarizes the weight variables required to generate estimates from these data. Some examples of SAS and SUDAAN code that can be run to produce selected estimates given in the Drug Use and Pregnancy Study final report appear in Appendix C.

### Exhibit 3.3 Weight Variables

Variable	Description	Remarks
MQ_ANWT1	final analysis weight used to analyze mother's questionnaire data	used where analysis file has one record for each woman
MA_ANWT1	final analysis weight used to analyze mother's abstract data	used where analysis file has one record for each woman
IMQANWT2	final analysis weight used to analyze mother's questionnaire data	used where analysis file has two records for women with two sample births
IA_ANWT2	final analysis weight used to analyze mother's abstract data	used where analysis file has two records for women with two sample births
IAB_ANWT	final analysis weights used to analyze infant's abstract data	used where each sample infant has a separate record; e.g. analysis file has two records for women with two sample births
IB_ANWT	final analysis weights used to analyze infant's data (other than abstract data)	used where each sample infant has a separate record; e.g. analysis file has two records for women with two sample births

## 4.0 DATASET VARIABLE SPECIFICATIONS AND RAW DISTRIBUTIONS

### 4.1 Overview of Variables and Layout

The next two chapters contains the data dictionary (with suggested variable names, value codes, and their meanings) and unweighted frequencies or ranges for all variables on the INFANT and MOTHER datasets, presented in separate sections. These datasets include all original variables derived from the questionnaire, mother abstract, and infant abstract and several created variables. On the INFANT dataset, each record represents an infant and

includes the questionnaire and abstract data for the infant's mother and for the infant. In the case of twins, information on the mother is repeated in the record for each twin in a set. On the MOTHER dataset, each record represents a mother and includes the questionnaire and abstract data for the mother only. The STATUS variable indicates which data are available for each woman (e.g., questionnaire only, questionnaire and both abstracts, or questionnaire and only one abstract). The TWINS variable indicates whether the woman had twins.

As described earlier, the suggested names of the original variables are related to their source. Questionnaire variables begin with "Q" for the questions on the cover page, then "A", "B", "C", etc. for the questions in the various sections of the questionnaire. Variables from the mother's abstract begin with "M", while the abstract variables for the infant begin with "I". Names for the created variables are mnemonics related to the meaning of each variable. For example, "A\_EDUC" is a created variable indicating the respondent's level of adult education.

The variables appear in the following order in the codebook:

- original questionnaire variables,
- original mother abstract variables,
- created variables,
- sample design and weighting variables, and
- original baby abstract variables.

Documentation for the INFANT dataset appears before the MOTHER dataset. The same column locations are maintained in both datasets for all variables that are present in both files, in order to minimize changes in programming the same variables.

The unweighted frequency for each categorical variable is presented, broken down by the residence of the responding woman (DC resident vs. nonresident), using the RESIDE variable. For continuous variables, only the range is presented. The frequencies are given separately for residents and nonresidents to allow comparison with results presented in the Drug Use and Pregnancy final report, which relate to DC residents only. The data collected for the nonresident women are not representative of all nonresident women giving birth in DC hospitals because two hospitals did not allow their predominantly nonresident, private patients to be interviewed for the study. For this reason, sampling weights were developed only for DC-resident women; the sample design and weighting variables are set to missing for the nonresident women.

There are 1,048 records on the INFANT dataset (786 DC residents and 262 nonresidents) and 1,020 records on the MOTHER dataset (766 DC residents and 254 nonresidents).



***CHAPTER 2***

**INFANT FILE DOCUMENTATION**



COLUMN LOCATION	VARIABLE NAME	DC	NON-DC	TOTAL	CODE	VARIABLE LABEL AND CODE VALUE
-----------------	---------------	----	--------	-------	------	-------------------------------

**PART A: PREGNANCY OUTCOME QUESTIONNAIRE**

1-4	BABYNUM					INFANT IDENTIFICATION NUMBER
5-8	MOMNUM					MOTHER IDENTIFICATION NUMBER
9-10	Q1_MO					DATE OF DELIVERY/MONTH RANGE = 1 - 12
		7	1	8		1
		33	6	39		2
		38	16	54		3
		118	24	142		4
		123	61	184		5
		90	51	141		6
		92	53	145		7
		62	27	89		8
		76	7	83		9
		118	12	130		10
		22	3	25		11
		7	1	8		12
11-12	Q2_LB					BIRTHWEIGHT/# POUNDS RANGE = 1 - 10
		245	132	377		-9 = LEGITIMATE SKIP
		6	0	6		-8 = MISSING
		14	2	16		1
		13	3	16		2
		17	1	18		3
		53	7	60		4
		97	11	108		5
		124	35	159		6
		134	34	168		7
		72	27	99		8
		9	8	17		9
		2	2	4		10
13-14	Q2_OZ					BIRTHWEIGHT/# OUNCES RANGE = 0 - 15
		245	132	377		-9 = LEGITIMATE SKIP
		7	2	9		-8 = MISSING
		46	7	53		0
		43	7	50		1
		38	3	41		2
		41	13	54		3
		43	10	53		4
		31	9	40		5
		42	11	53		6
		26	8	34		7
		43	9	52		8
		31	10	41		9
		23	9	32		10
		36	9	45		11
		29	6	35		12
		22	5	27		13
		20	8	28		14
		20	4	24		15

COLUMN LOCATION	VARIABLE NAME	DC	NON-DC	TOTAL	CODE	VARIABLE LABEL AND CODE VALUE
15-18	Q2_GR					BIRTHWEIGHT/# GRAMS DATA IN FILE ARE IN SINGLE UNITS; GROUPING IS DONE FOR CODEBOOK ONLY
		542	133	675		-9 = LEGITIMATE SKIP
		244	129	373	410-4613	= WEIGHT
19-20	Q3_WK					GESTATIONAL AGE/# WEEKS RANGE = 20 - 42
		1	3	4		-9 = LEGITIMATE SKIP
		4	1	5		-8 = MISSING
		19	4	23		-4 = DON'T KNOW
		1	0	1	20	
		3	0	3	22	
		1	0	1	23	
		4	0	4	24	
		8	2	10	25	
		10	1	11	26	
		5	1	6	27	
		7	1	8	28	
		6	2	8	29	
		12	2	14	30	
		10	1	11	31	
		9	1	10	32	
		15	5	20	33	
		20	4	24	34	
		36	5	41	35	
		86	19	105	36	
		70	21	91	37	
		111	31	142	38	
		119	52	171	39	
		166	73	239	40	
		56	29	85	41	
		7	4	11	42	
21-22	SPANISH					SPANISH FORM (ENTER "S")
		28	6	34		1 = SPANISH INTERVIEW ADMINISTERED
		758	256	1014		2 = ENGLISH INTERVIEW ADMINISTERED
23-24	A_1					VISIT DR./NURSE FOR PRENATAL CARE
		719	255	974		1 = YES
		64	5	69		2 = NO
		3	2	5		3 = EDITED YES
25-26	XA_1A					WEEKS BETWEEN FIRST PRENATAL VISIT AND DELIVERY DATA IN FILE ARE IN SINGLE UNITS; GROUPING IS DONE FOR CODEBOOK ONLY
		64	5	69		-9 = LEGITIMATE SKIP
		1	0	1		-8 = MISSING
		7	1	8		-4 = DON'T KNOW
		54	5	59	0-10	
		146	22	168	11-20	
		261	79	340	21-30	
		240	143	383	31-40	
		12	6	18	41-50	
		1	1	2	51-60	
27-28	A_1B					# PRENATAL VISITS/FOR PREGNANCY RANGE = 1 - 50
		64	5	69		-9 = LEGITIMATE SKIP
		11	2	13		-8 = MISSING

COLUMN LOCATION	VARIABLE NAME	DC	NON-DC	TOTAL	CODE	VARIABLE LABEL AND CODE VALUE
	A_1B					# PRENATAL VISITS/FOR PREGNANCY (CONTINUED)
		13	0	13	-4	= DON'T KNOW
		18	2	20	1	
		11	1	12	2	
		23	1	24	3	
		23	3	26	4	
		38	2	40	5	
		42	6	48	6	
		39	4	43	7	
		41	13	54	8	
		28	5	33	9	
		92	22	114	10	
		34	15	49	11	
		80	40	120	12	
		31	21	52	13	
		37	21	58	14	
		76	36	112	15	
		23	14	37	16	
		5	7	12	17	
		9	11	20	18	
		1	4	5	19	
		24	9	33	20	
		1	0	1	21	
		8	2	10	22	
		2	0	2	23	
		1	1	2	24	
		5	3	8	25	
		1	2	3	26	
		0	2	2	27	
		1	1	2	28	
		3	2	5	30	
		1	0	1	32	
		0	1	1	35	
		0	1	1	37	
		0	2	2	40	
		0	1	1	50	
29-30	A_1C					PLACE YOU WENT MOSTLY FOR PRENATAL CARE
		64	5	69	-9	= LEGITIMATE SKIP
		27	2	29	-6	= MULTIPLE RESPONSE
		134	131	265	1	= PRIVATE DOCTOR/NURSE-MIDWIFE
		66	47	113	2	= HMO
		313	64	377	3	= HOSPITAL OUTPATIENT CLINIC
		178	13	191	4	= COMMU/CITY HEALTH DEPT CLINIC
		2	0	2	5	= SHELTER CLINIC
		0	0	0	6	= CLINIC AT SCHOOL/WORK
		0	0	0	7	= PRISON/JAIL CLINIC
		0	0	0	8	= MOBILE OUTREACH TEAM
		0	0	0	9	= MILITARY FACILITY
		0	0	0	10	= HOSPITAL EMERGENCY ROOM
		2	0	2	11	= OTHER
31-32	A_1D_01					SERVICE/PREGNANCY TEST
		64	5	69	-9	= LEGITIMATE SKIP
		1	0	1	-8	= MISSING
		303	85	388	0	= NOT CIRCLED
		418	172	590	1	= CIRCLED
33-34	A_1D_02					SERVICE/PRENATAL CHECKUPS
		64	5	69	-9	= LEGITIMATE SKIP
		1	0	1	-8	= MISSING

COLUMN LOCATION	VARIABLE NAME	DC	NON-DC	TOTAL	CODE	VARIABLE LABEL AND CODE VALUE
	A_1D_02	15	0	15		SERVICE/PRENATAL CHECKUPS (CONTINUED)
		706	257	963		0 = NOT CIRCLED 1 = CIRCLED
35-36	A_1D_03	64	5	69		SERVICE/LAB TESTS
		1	0	1		-9 = LEGITIMATE SKIP -8 = MISSING
		148	41	189		0 = NOT CIRCLED 1 = CIRCLED
		573	216	789		
37-38	A_1D_04	64	5	69		SERVICE/SONOGRAM/ULTRASOUND
		1	0	1		-9 = LEGITIMATE SKIP -8 = MISSING
		229	71	300		0 = NOT CIRCLED 1 = CIRCLED
		492	186	678		
39-40	A_1D_05	64	5	69		SERVICE/X-RAY
		1	0	1		-9 = LEGITIMATE SKIP -8 = MISSING
		693	243	936		0 = NOT CIRCLED 1 = CIRCLED
		28	14	42		
41-42	A_1D_06	64	5	69		SERVICE/AMNIOCENTESIS
		1	0	1		-9 = LEGITIMATE SKIP -8 = MISSING
		665	212	877		0 = NOT CIRCLED 1 = CIRCLED
		56	46	101		
43-44	A_1D_07	64	5	69		SERVICE/EMERGENCY VISITS
		1	0	1		-9 = LEGITIMATE SKIP -8 = MISSING
		562	194	756		0 = NOT CIRCLED 1 = CIRCLED
		159	63	222		
45-46	A_1D_08	64	5	69		SERVICE/OTHER
		2	1	3		-9 = LEGITIMATE SKIP -8 = MISSING
		716	254	970		0 = NOT CIRCLED 1 = CIRCLED
		4	2	6		
47-50	XA_2					DAYS BETWEEN DR DUE DATE AND DELIVERY DATA IN FILE ARE IN SINGLE UNITS; GROUPING IS DONE FOR CODEBOOK ONLY
		64	5	69		-999 = LEGITIMATE SKIP
		3	0	3		-888 = MISSING
		8	0	8		-444 = DON'T KNOW
		13	3	16		-125 TO -100
		11	3	14		-99 TO -75
		32	11	43		-74 TO -50
		92	26	118		-49 TO -25
		114	23	137		-24 TO -14
		258	107	365		-13 TO 0
		175	79	254		1 TO 14
		7	5	12		15 TO 25
		9	0	9		26 TO 50
51-52	XA_3					WEEKS MOTHER KNEW SHE WAS PREGNANT DATA IN FILE ARE IN SINGLE UNITS; GROUPING IS DONE FOR CODEBOOK ONLY
		5	0	5		-8 = MISSING
		6	0	6		-4 = DON'T KNOW

COLUMN LOCATION	VARIABLE NAME	DC	NON-DC	TOTAL	CODE	VARIABLE LABEL AND CODE VALUE
	XA_3					WEEKS MOTHER KNEW SHE WAS PREGNANT (CONTINUED)
		10	1	11	0-10	
		44	7	51	11-20	
		186	29	215	21-30	
		478	214	692	31-40	
		53	11	64	41-50	
		3	0	3	51-60	
		1	0	1	61-70	
53-54	A_4					USE BIRTH CONTROL/MONTH/BECAME PREGNANT
		1	0	1	-8 = MISSING	
		149	66	215	1 = YES	
		633	195	828	2 = NO	
		3	1	4	3 = EDITED YES	
55-56	A4_A_1					SPECIFY/KIND OF BIRTH CONTROL # 1
		633	195	828	-9 = LEGITIMATE SKIP	
		13	2	15	-8 = MISSING	
		2	2	4	-4 = DON'T KNOW	
		89	32	121	1 = BIRTH CONTROL PILL	
		6	5	11	2 = DIAPHRAGM	
		0	0	0	3 = INJECTIONS	
		26	19	45	4 = CONDOM	
		6	4	10	5 = FOAM/JELLY, CREAM, SUPPOSITORY	
		0	1	1	6 = IUD, COIL, LLP	
		1	0	1	7 = FEMALE STERILIZATION-TUBES TIED/WOMB REMOVED	
		0	0	0	8 = MALE STERILIZATION-VASECTOMY	
		0	0	0	9 = OTHER	
		8	2	10	10 = SPONGE	
		2	0	2	11 = RHYTHM	
57-58	A4_A_2					SPECIFY/KIND OF BIRTH CONTROL # 2
		768	254	1022	-9 = LEGITIMATE SKIP	
		13	2	15	-8 = MISSING	
		1	1	2	-4 = DON'T KNOW	
		0	0	0	1 = BIRTH CONTROL PILL	
		0	2	2	2 = DIAPHRAGM	
		0	0	0	3 = INJECTIONS	
		3	2	5	4 = CONDOM	
		1	1	2	5 = FOAM/JELLY, CREAM, SUPPOSITORY	
		0	0	0	6 = IUD, COIL, LLP	
		0	0	0	7 = FEMALE STERILIZATION-TUBES TIED/WOMB REMOVED	
		0	0	0	8 = MALE STERILIZATION-VASECTOMY	
		0	0	0	9 = OTHER	
		0	0	0	10 = SPONGE	
		0	0	0	11 = RHYTHM	
59-60	A_5					FELT ABOUT BECOMING PREGNANT
		3	0	3	-8 = MISSING	
		2	0	2	-4 = DON'T KNOW	
		221	106	327	1 = WANTED TO BECOME PREGNANT THAT TIME	
		221	85	306	2 = WANTED TO BECOME PREGNANT LATER	
		24	20	44	3 = WANTED TO BECOME PREGNANT EARLIER	
		315	51	366	4 = DID NOT WANT TO GET PREGNANT	
61-62	A_6					THOUGHT ABOUT HAVING AN ABORTION
		1	0	1	-8 = MISSING	
		261	37	298	1 = YES	

COLUMN LOCATION	VARIABLE NAME	DC	NON-DC	TOTAL	CODE	VARIABLE LABEL AND CODE VALUE
	A_6					THOUGHT ABOUT HAVING AN ABORTION (CONTINUED)
		364	180	544		2 = NO
		160	45	205		3 = EDITED YES
63-64	A_6A					CONTINUE PREGNANCY/BECAUSE ABORTION COST
		364	180	544		-8 = LEGITIMATE SKIP
		4	2	6		-8 = MISSING
		89	8	97		1 = YES
		329	72	401		2 = NO
65-66	A_7_01					MEDICAL PROBLEM/PREMATURE LABOR/ CONTRACTIONS
		2	1	3		-8 = MISSING
		252	92	344		1 = YES
		532	169	701		2 = NO
67-68	A_7_02					MEDICAL PROBLEM/ANEMIA
		3	1	4		-8 = MISSING
		0	1	1		-6 = MULTIPLE RESPONSE
		166	55	221		1 = YES
		617	205	822		2 = NO
69-70	A_7_03					MEDICAL PROBLEM/VAGINAL BLEEDING
		5	0	5		-8 = MISSING
		1	0	1		-6 = MULTIPLE RESPONSE
		120	50	170		1 = YES
		660	212	872		2 = NO
71-72	A_7_04					MEDICAL PROBLEM/EXCESSIVE VOMITING
		6	1	7		-8 = MISSING
		2	0	2		-6 = MULTIPLE RESPONSE
		128	34	162		1 = YES
		650	227	877		2 = NO
73-74	A_7_05					MEDICAL PROBLEM/TOXEMIA/PRE-ECLAMPSIA
		2	0	2		-8 = MISSING
		82	37	119		1 = YES
		702	225	927		2 = NO
75-76	A_7_06					MEDICAL PROBLEM/SUGAR DIABETES
		2	0	2		-8 = MISSING
		38	20	58		1 = YES
		746	242	988		2 = NO
77-78	A_7_07					MEDICAL PROBLEM/HEPATITIS/YELLOW JAUNDICE
		2	0	2		-8 = MISSING
		8	0	8		1 = YES
		776	262	1038		2 = NO
79-80	A_7_08					MEDICAL PROBLEM/TUBERCULOSIS
		4	0	4		-8 = MISSING
		1	0	1		1 = YES
		781	262	1043		2 = NO
81-82	A_7_09					MEDICAL PROBLEM/AIDS/ARC/HIV
		4	1	5		-8 = MISSING
		8	1	9		1 = YES
		774	260	1034		2 = NO



COLUMN LOCATION	VARIABLE NAME	DC	NON-DC	TOTAL	CODE	VARIABLE LABEL AND CODE VALUE
83-84	A_7_10	2 160 624	0 45 217	2 205 841		MEDICAL PROBLEM/DEPRESSION -8 = MISSING 1 = YES 2 = NO
85-86	A_7_11	2 75 709	0 3 259	2 78 968		MEDICAL PROBLEM/ALCOHOL/DRUG RELATED PROBLEM -8 = MISSING 1 = YES 2 = NO
87-88	A_7_12	8 71 707	4 26 232	12 97 939		MEDICAL PROBLEM/OTHER MEDICAL PROBLEM -8 = MISSING 1 = YES 2 = NO
89-90	A_7_SP	707 8 10 3 2 1 5 2 1 7 6 7 2 1 1 2 2 19	232 5 5 0 1 5 0 0 0 0 2 0 0 0 0 0 0 11	939 13 15 3 3 6 6 2 1 7 8 7 2 1 1 2 2 30		MEDICAL PROBLEM/OTHER SPECIFY -9 = LEGITIMATE SKIP -8 = MISSING 11 = ASTHMA OR BRONCHITIS 12 = YEAST INFECTION 13 = SINUS PROBLEM 14 = BACK PROBLEMS 15 = SICKLE CELL ANEMIA 16 = PLACENTAL PROBLEMS 17 = STD, UNSPECIFIED 18 = OVARIAN CYSTS OR FIBROIDS 19 = OTHER INFECTIONS 20 = HEART OR BLOOD PROBLEMS 21 = ULCER 22 = HERNIA 23 = RUPTURED UTERUS 24 = SEIZURES 25 = DEHYDRATION 26 = OTHER
91-92	A_8_1	4 204 577 1	1 73 188 0	5 277 765 1		INFECTION/URINARY TRACT INFECTION -8 = MISSING 1 = YES 2 = NO 3 = EDITED YES
93-94	A_8A_1	577 18 172 19	188 3 63 8	765 21 235 27		TOOK ANTIBIOTICS/BLADDER INFECTION -9 = LEGITIMATE SKIP -8 = MISSING 1 = YES 2 = NO
95-96	A_8_2	11 1 62 712	2 0 10 250	13 1 72 962		INFECTION/CHLAMYDIA -8 = MISSING -6 = MULTIPLE RESPONSE 1 = YES 2 = NO
97-98	A_8A_2	712 16 50 8	250 1 9 2	962 17 59 10		TOOK ANTIBIOTICS/CHLAMYDIA -9 = LEGITIMATE SKIP -8 = MISSING 1 = YES 2 = NO

COLUMN LOCATION	VARIABLE NAME	DC	NON-DC	TOTAL	CODE	VARIABLE LABEL AND CODE VALUE
99-100	A_8_3	12 29 745	2 2 258	14 31 1003		INFECTION/SYPHILIS -8 = MISSING 1 = YES 2 = NO
101-102	A_8A_3	745 15 25 1	258 1 2 1	1003 16 27 2		TOOK ANTIBIOTICS/SYPHILIS -9 = LEGITIMATE SKIP -8 = MISSING 1 = YES 2 = NO
103-104	A_8_4	12 20 754	2 2 258	14 22 1012		INFECTION/GONORRHEA -8 = MISSING 1 = YES 2 = NO
105-106	A_8A_4	754 15 16 1	258 1 2 1	1012 16 18 2		TOOK ANTIBIOTICS/GONORRHEA -9 = LEGITIMATE SKIP -8 = MISSING 1 = YES 2 = NO
107-108	A_8_5	13 11 762	2 4 256	15 15 1018		INFECTION/GENTAL HERPES -8 = MISSING 1 = YES 2 = NO
109-110	A_8A_5	762 14 0 10	256 1 2 3	1018 15 2 13		TOOK ANTIBIOTICS/GENTAL HERPES -9 = LEGITIMATE SKIP -8 = MISSING 1 = YES 2 = NO
111-112	A_8_6	9 33 744	3 4 255	12 37 999		INFECTION/OTHER SEX TRANSMITTED DISEASE -8 = MISSING 1 = YES 2 = NO
113-114	A_8A_6	748 14 1 17 6	255 4 0 0 3	1003 18 1 17 9		TOOK ANTIBIOTICS/OTHER SEX TRANS DISEASE -9 = LEGITIMATE SKIP -8 = MISSING -4 = DON'T KNOW 1 = YES 2 = NO
115-116	A_8_SP	744 9 3 19 9 2	255 3 0 0 4 0	999 12 3 19 13 2		OTHER SEX TRANS DISEASE/SPECIFY -9 = LEGITIMATE SKIP -8 = MISSING -4 = DON'T KNOW 11 = TRICHOMONAS 12 = YEAST INFECTION 13 = GENITAL WARTS
117-118	A_9	10 92 675 9	3 53 206 0	13 145 881 9		TOOK ANTIBIOTICS DURING PREGNANCY/ OTHER REASON -8 = MISSING 1 = YES 2 = NO 3 = EDITED YES

COLUMN LOCATION	VARIABLE NAME	DC	NON-DC	TOTAL	CODE	VARIABLE LABEL AND CODE VALUE
119-120	A_9_SP	675	206	881		TYPE OF ANTIBIOTICS/SPECIFY
		14	7	21		-9 = LEGITIMATE SKIP
		23	14	37		-8 = MISSING
		4	0	4		-4 = DON'T KNOW
		50	25	75		11 = AMINOGLYCOSIDES
		11	6	17		12 = CEPHALOSPORINS AND PENICILLINS
		9	4	13		13 = ERYTHROMYCINS AND TETRACYCLINES
						14 = URINARY/VAGINAL ANTIMICROBIALS
121-122	A_10					STAYED OVERNIGHT IN HOSPITAL/PREGNANCY
		10	0	10		-8 = MISSING
		125	39	164		1 = YES
		647	220	867		2 = NO
		4	3	7		3 = EDITED YES
123-124	A_10_A					#TIME HOSPITALIZED OVERNIGHT/PREGNANCY
		647	220	867		RANGE = 1-10
		14	1	15		-9 = LEGITIMATE SKIP
		90	27	117		-8 = MISSING
		19	11	30		1
		9	3	12		2
		3	0	3		3
		3	0	3		4
		1	0	1		5
						10
125-127	A_11					WEIGHT BEFORE BECAME PREGNANT
						BOTTOM CODE 89 FOR ALL RESPONSES < 90
						TOP CODE 239 FOR ALL RESPONSES > 238
						ALL OTHER DATA IN FILE ARE IN SINGLE UNITS;
						GROUPING IS DONE FOR CODEBOOK ONLY
		3	0	3		-8 = MISSING
		12	1	13		-4 = DON'T KNOW
		302	94	396	89-125	
		265	87	352	126-150	
		104	44	148	151-175	
		55	18	73	176-200	
		45	18	63	201-239	
128-130	A_12					WEIGHT JUST BEFORE DELIVERY
						BOTTOM CODE 106 FOR ALL RESPONSES < 107
						TOP CODE 260 FOR ALL RESPONSES > 259
						ALL OTHER DATA IN FILE ARE IN SINGLE UNITS;
						GROUPING IS DONE FOR CODEBOOK ONLY
		2	0	2		-8 = MISSING
		1	0	1		-5 = DATA OUT OF RANGE
		14	1	15		-4 = DON'T KNOW
		61	8	69	106-125	
		210	63	273	126-150	
		230	72	302	151-175	
		127	63	190	176-200	
		78	28	106	201-225	
		63	27	90	226-260	
131-132	A_13_FT					HEIGHT IN FEET
						RANGE = 4 - 6
		2	0	2		-8 = MISSING
		1	0	1		-4 = DON'T KNOW
		21	8	29	4	
		754	254	1008	5	
		8	0	8	6	

COLUMN LOCATION	VARIABLE NAME	DC	NON-DC	TOTAL	CODE	VARIABLE LABEL AND CODE VALUE
133-134	A_13_IN					HEIGHT IN INCHES RANGE = 0 - 11
		6	2	8	-8	= MISSING
		3	0	3	-4	= DON'T KNOW
		50	3	53	0	
		49	10	59	1	
		86	36	122	2	
		94	38	132	3	
		121	31	152	4	
		108	42	150	5	
		106	40	146	6	
		68	23	91	7	
		27	14	41	8	
		32	12	44	9	
		14	2	16	10	
		22	9	31	11	
135-136	A_14					#PREGNANCIES YOU HAVE HAD BEFORE RANGE = 0 - 11
		3	0	3	-8	= MISSING
		155	65	220	0	
		170	70	240	1	
		158	59	217	2	
		106	39	145	3	
		81	18	99	4	
		45	7	52	5	
		27	3	30	6	
		18	0	18	7	
		11	1	12	8	
		5	0	5	9	
		2	0	2	10	
		5	0	5	11	
137-138	A_14_A					#PREGNANCIES ENDED WITH A LIVE BIRTH RANGE = 0 - 9
		153	64	217	-9	= LEGITIMATE SKIP
		12	2	14	-8	= MISSING
		100	45	145	0	
		230	80	310	1	
		150	52	202	2	
		70	15	85	3	
		42	3	45	4	
		17	0	17	5	
		5	1	6	6	
		2	0	2	7	
		3	0	3	8	
		2	0	2	9	
139-140	A_14_C					WERE ALL OF THESE LIVE BIRTHS
		263	108	371	-9	= LEGITIMATE SKIP
		135	43	178	-8	= MISSING
		130	58	188	1	= YES
		258	53	311	2	= NO
141-142	A_15_A					PREGNANCIES ENDED WITH A MISCARRIAGE TOP CODE 4 FOR ALL RESPONSES $\geq 4$
		341	132	473	-9	= LEGITIMATE SKIP
		115	40	155	-8	= MISSING
		182	45	227	0	
		107	36	143	1	
		30	6	36	2	

COLUMN LOCATION	VARIABLE NAME	DC	NON-DC	TOTAL	CODE	VARIABLE LABEL AND CODE VALUE
	A_15_A					PREGNANCIES ENDED WITH A MISCARRIAGE (CONTINUED)
		7	3	10	3	
		4	0	4	4	
143-144	A_15_B					#PREGNANCIES ENDED W/STILLBIRTH TOP CODE 2 FOR ALL RESPONSES ≥ 2
		341	132	473	-9	LEGITIMATE SKIP
		120	40	160	-8	MISSING
		295	85	380	0	
		25	5	30	1	
		5	0	5	2	
145-146	A_15_C					#INDUCED ABORTIONS HAVE YOU HAD TOP CODE 4 FOR ALL RESPONSES ≥ 4
		341	132	473	-9	LEGITIMATE SKIP
		96	37	133	-8	MISSING
		1	0	1	-6	MULTIPLE RESPONSE
		114	35	149	0	
		142	38	180	1	
		60	14	74	2	
		23	4	27	3	
		9	2	11	4	
147-148	A_15_D					#INDUCED ABORTIONS/FOR HEALTH REASON RANGE = 0 - 6
		539	202	741	-9	LEGITIMATE SKIP
		27	2	29	-8	MISSING
		207	55	262	0	
		8	3	11	1	
		4	0	4	2	
		1	0	1	6	
149-150	A17A1_LB					BIRTH WEIGHT/LBS: BABY1 RANGE = 1 - 12
		268	110	378	-9	LEGITIMATE SKIP
		3	1	4	1	
		4	0	4	2	
		10	0	10	3	
		18	4	22	4	
		70	8	78	5	
		181	30	211	6	
		147	57	204	7	
		56	33	89	8	
		22	16	38	9	
		6	3	9	10	
		1	0	1	12	
151-152	A17A1_OZ					BIRTH WEIGHT/OZS: BABY1 RANGE = 0 - 15
		268	110	378	-9	LEGITIMATE SKIP
		8	4	12	-8	MISSING
		3	0	3	-4	DON'T KNOW
		33	12	45	0	
		29	10	39	1	
		22	11	33	2	
		35	10	45	3	
		25	16	41	4	
		34	13	47	5	
		43	5	48	6	
		36	7	43	7	

COLUMN LOCATION	VARIABLE NAME	DC	NON-DC	TOTAL	CODE	VARIABLE LABEL AND CODE VALUE
	A17A1_OZ					BIRTH WEIGHT/OZS: BABY1 (CONTINUED)
		37	12	49	8	
		25	6	31	9	
		20	9	29	10	
		35	7	42	11	
		35	10	45	12	
		37	8	45	13	
		38	6	44	14	
		23	6	29	15	
153-154	XA17A1					MOTHER'S AGE AT DELIVERY: BABY 1 BOTTOM CODE 11 FOR ALL RESPONSES ≤ 11
		268	110	378		-9 = LEGITIMATE SKIP
		1	3	4		-8 = MISSING
		1	0	1		-7 = ITEM REFUSAL
		3	0	3		-5 = DATA OUT OF RANGE
		3	0	3		11
		2	0	2		12
		4	0	4		13
		15	0	15		14
		47	6	53		15
		63	4	67		16
		62	12	74		17
		63	11	74		18
		51	8	59		19
		54	15	69		20
		31	7	38		21
		20	5	25		22
		12	3	15		23
		15	7	22		24
		11	10	21		25
		7	8	15		26
		9	7	16		27
		6	7	13		28
		7	11	18		29
		10	9	19		30
		0	5	5		31
		8	3	11		32
		3	6	9		33
		2	1	3		34
		2	2	4		35
		1	1	2		36
		2	0	2		37
		3	0	3		38
		0	1	1		39
155-156	A17A1_MF					SEX: BABY1
		268	110	378		-9 = LEGITIMATE SKIP
		260	81	341		1 = MALE
		258	71	329		2 = FEMALE
157-158	A17A1_YN					BABY DELIVERED MORE THAN 2 WEEKS EARLY: BABY1
		268	110	378		-9 = LEGITIMATE SKIP
		21	7	28		-8 = MISSING
		97	21	118		1 = YES
		400	124	524		2 = NO
159-160	A17A2_LB					BIRTH WEIGHT/LBS: BABY2 RANGE = 1 - 10
		496	190	686		-9 = LEGITIMATE SKIP

COLUMN LOCATION	VARIABLE NAME	DC	NON-DC	TOTAL	CODE	VARIABLE LABEL AND CODE VALUE
	A17A2_LB					BIRTH WEIGHT/LBS: BABY2 (CONTINUED)
		1	0	1	-4	= DON'T KNOW
		1	0	1	0	
		4	0	4	1	
		4	1	5	2	
		3	1	4	3	
		8	1	9	4	
		45	7	52	5	
		94	9	103	6	
		91	26	117	7	
		30	20	50	8	
		6	6	12	9	
		3	1	4	10	
161-162	A17A2_OZ					BIRTH WEIGHT/OZS: BABY2
						RANGE = 0 - 15
		496	190	686	-9	= LEGITIMATE SKIP
		9	2	11	-8	= MISSING
		5	0	5	-4	= DON'T KNOW
		19	11	30	0	
		12	2	14	1	
		15	5	20	2	
		20	5	25	3	
		18	4	22	4	
		23	5	28	5	
		23	3	26	6	
		22	3	25	7	
		19	7	26	8	
		16	3	19	9	
		15	1	16	10	
		23	5	28	11	
		13	6	19	12	
		20	5	25	13	
		10	4	14	14	
		8	1	9	15	
163-164	XA17A2					MOTHER'S AGE AT DELIVERY: BABY 2
		496	190	686	-9	= LEGITIMATE SKIP
		0	3	3	-8	= MISSING
		0	2	2	-5	= DATA OUT OF RANGE
		1	0	1	-4	= DON'T KNOW
		1	0	1	14	
		3	0	3	15	
		8	0	8	16	
		16	1	17	17	
		26	1	27	18	
		37	8	45	19	
		39	2	41	20	
		24	6	30	21	
		16	5	21	22	
		30	3	33	23	
		13	5	18	24	
		22	2	24	25	
		13	4	17	26	
		5	8	13	27	
		6	2	8	28	
		6	1	7	29	
		8	3	11	30	
		3	3	6	31	
		2	6	8	32	
		8	2	10	33	

COLUMN LOCATION	VARIABLE NAME	DC	NON-DC	TOTAL	CODE	VARIABLE LABEL AND CODE VALUE
	XA17A2					MOTHER'S AGE AT DELIVERY: BABY 2 (CONTINUED)
		0	3	3	34	
		0	1	1	36	
		1	1	2	37	
		2	0	2	38	
165-166	A17A2_MF					SEX: BABY2
		496	190	686	-9	= LEGITIMATE SKIP
		0	1	1	-8	= MISSING
		137	44	181	1	= MALE
		153	27	180	2	= FEMALE
167-168	A17A2_YN					BABY DELIVERED MORE THAN 2 WEEKS EARLY: BABY2
		496	190	686	-9	= LEGITIMATE SKIP
		8	4	12	-8	= MISSING
		44	13	57	1	= YES
		238	55	293	2	= NO
169-170	A17A3_LB					BIRTH WEIGHT/LBS: BABY3 RANGE = 2 - 9
		645	242	887	-9	= LEGITIMATE SKIP
		3	1	4	2	
		4	1	5	3	
		8	2	10	4	
		20	0	20	5	
		54	5	59	6	
		31	6	37	7	
		19	5	24	8	
		2	0	2	9	
171-172	A17A3_OZ					BIRTH WEIGHT/OZS: BABY 3 RANGE = 0 - 15
		645	242	887	-9	= LEGITIMATE SKIP
		4	0	4	-8	= MISSING
		1	0	1	-4	= DON'T KNOW
		22	0	22	0	
		5	1	6	1	
		12	1	13	2	
		8	1	9	3	
		4	3	7	4	
		13	2	15	5	
		4	4	8	6	
		12	1	13	7	
		11	1	12	8	
		5	1	6	9	
		5	0	5	10	
		9	0	9	11	
		7	2	9	12	
		5	1	6	13	
		10	1	11	14	
		4	1	5	15	
173-174	XA17A3					MOTHER'S AGE AT DELIVERY: BABY 3 RANGE = 15 - 35
		645	242	887	-9	= LEGITIMATE SKIP
		0	1	1	-8	= MISSING
		1	0	1	-4	= DON'T KNOW
		1	0	1	15	
		2	0	2	17	



COLUMN LOCATION	VARIABLE NAME	DC	NON-DC	TOTAL	CODE	VARIABLE LABEL AND CODE VALUE
	XA17A3					MOTHER'S AGE AT DELIVERY: BABY 3 (CONTINUED)
		4	0	4	18	
		15	2	17	19	
		10	0	10	20	
		11	0	11	21	
		8	2	10	22	
		16	3	19	23	
		7	0	7	24	
		13	2	15	25	
		12	3	15	26	
		11	1	12	27	
		8	3	11	28	
		8	0	8	29	
		3	0	3	30	
		5	1	6	31	
		1	2	3	32	
		1	0	1	33	
		3	0	3	34	
		1	0	1	35	
175-176	A17A3_MF					SEX: BABY3
		645	242	887		-9 = LEGITIMATE SKIP
		74	8	82		1 = MALE
		67	12	79		2 = FEMALE
177-178	A17A3_YN					BABY DELIVERED MORE THAN 2 WEEKS EARLY: BABY3
		645	242	887		-9 = LEGITIMATE SKIP
		5	0	5		-8 = MISSING
		32	4	36		1 = YES
		104	16	120		2 = NO
179-180	A17A4_LB					BIRTH WEIGHT/LBS: BABY4 RANGE = 1 - 11
		718	257	975		-9 = LEGITIMATE SKIP
		1	0	1		-4 = DONT KNOW
		2	0	2		1
		1	0	1		2
		3	0	3		3
		5	0	5		4
		6	0	6		5
		14	0	14		6
		21	4	25		7
		12	1	13		8
		2	0	2		9
		1	0	1		11
181-182	A17A4_OZ					BIRTH WEIGHT/OZS: BABY4 RANGE = 0 - 15
		718	257	975		-9 = LEGITIMATE SKIP
		2	0	2		-8 = MISSING
		3	0	3		-4 = DONT KNOW
		11	0	11		0
		1	1	2		1
		8	0	8		2
		3	0	3		3
		3	1	4		4
		6	0	6		5
		0	1	1		6
		5	1	6		7

COLUMN LOCATION	VARIABLE NAME	DC	NON-DC	TOTAL	CODE	VARIABLE LABEL AND CODE VALUE
	A17A4_OZ					BIRTH WEIGHT/OZS: BABY4 (CONTINUED)
		7	0	7	8	
		9	0	9	9	
		1	0	1	10	
		1	1	2	11	
		3	0	3	12	
		2	0	2	13	
		3	0	3	15	
183-184	XA17A4					MOTHER'S AGE AT DELIVERY: BABY 4
		718	257	975		-9 = LEGITIMATE SKIP
		1	0	1		-8 = MISSING
		1	0	1		-5 = DATA OUT OF RANGE
		1	0	1		-4 = DON'T KNOW
		1	0	1		17
		3	0	3		19
		1	1	2		20
		4	0	4		21
		4	0	4		22
		9	0	9		23
		6	0	6		24
		2	0	2		25
		9	0	9		26
		5	0	5		27
		3	1	4		28
		4	0	4		29
		3	0	3		30
		6	0	6		31
		1	1	2		32
		1	2	3		33
		2	0	2		34
		2	0	2		38
185-186	A17A4_MF					SEX: BABY4
		718	257	975		-9 = LEGITIMATE SKIP
		1	0	1		-8 = MISSING
		38	3	41		1 = MALE
		29	2	31		2 = FEMALE
187-188	A17A4_YN					BABY DELIVERED MORE THAN 2 WEEKS EARLY: BABY4
		718	257	975		-9 = LEGITIMATE SKIP
		4	1	5		-8 = MISSING
		20	1	21		1 = YES
		44	3	47		2 = NO
189-190	A17A5_LB					BIRTH WEIGHT/LBS: BABY 5 RANGE = 1 - 10
		756	261	1017		-9 = LEGITIMATE SKIP
		2	0	2		-4 = DON'T KNOW
		2	0	2		1
		3	0	3		5
		6	1	7		6
		10	0	10		7
		2	0	2		8
		2	0	2		9
		3	0	3		10
191-192	A17A5_OZ					BIRTH WEIGHT/OZS: BABY 5 RANGE = 0 - 14
		756	261	1017		-9 = LEGITIMATE SKIP

COLUMN LOCATION	VARIABLE NAME	DC	NON-DC	TOTAL	CODE	VARIABLE LABEL AND CODE VALUE
	A17A5_OZ					BIRTH WEIGHT/OZS: BABY 5 (CONTINUED)
		1	0	1		-8 = MISSING
		3	0	3		-4 = DON'T KNOW
		6	0	6		0
		4	0	4		1
		2	0	2		2
		1	0	1		3
		1	0	1		4
		4	0	4		5
		1	1	2		9
		2	0	2		10
		1	0	1		11
		2	0	2		12
		1	0	1		13
		1	0	1		14
193-194	XA17A5					MOTHER'S AGE AT DELIVERY: BABY 5
		756	261	1017		-9 = LEGITIMATE SKIP
		1	0	1		-8 = MISSING
		1	0	1		-4 = DON'T KNOW
		3	0	3		20
		1	0	1		22
		3	0	3		23
		3	0	3		24
		3	0	3		26
		1	0	1		27
		3	0	3		28
		4	0	4		29
		1	0	1		30
		2	0	2		32
		1	0	1		33
		2	1	3		34
		1	0	1		35
195-196	A17A5_MF					SEX: BABY 5
		756	261	1017		-9 = LEGITIMATE SKIP
		18	0	18		1 = MALE
		12	1	13		2 = FEMALE
197-198	A17A5_YN					BABY DELIVERED MORE THAN 2 WEEKS EARLY: BABYS
		756	261	1017		-9 = LEGITIMATE SKIP
		2	1	3		-8 = MISSING
		5	0	5		1 = YES
		23	0	23		2 = NO
199-200	A17A6_LB					BIRTH WEIGHT/LBS: BABY 6
		775	261	1036		RANGE = 5 - 8
		1	0	1		-9 = LEGITIMATE SKIP
		5	0	5		5
		4	1	5		6
		1	0	1		7
						8
201-202	A17A6_OZ					BIRTH WEIGHT/OZS: BABY 6
		775	261	1036		RANGE = 0 - 11
		1	0	1		-9 = LEGITIMATE SKIP
		3	0	3		-4 = DON'T KNOW
		2	0	2		0
		1	0	1		2
						3

COLUMN LOCATION	VARIABLE NAME	DC	NON-DC	TOTAL	CODE	VARIABLE LABEL AND CODE VALUE
	A17A6_OZ					BIRTH WEIGHT/OZS: BABY 6 (CONTINUED)
		0	1	1	4	
		2	0	2	9	
		2	0	2	11	
203-204	XA17A6					MOTHER'S AGE AT DELIVERY: BABY 6
		775	261	1036	-9	= LEGITIMATE SKIP
		1	0	1	23	
		1	0	1	24	
		2	0	2	25	
		2	0	2	28	
		1	0	1	29	
		2	0	2	30	
		2	0	2	31	
		0	1	1	37	
205-206	A17A6_MF					SEX: BABY 6
		775	261	1036	-9	= LEGITIMATE SKIP
		6	0	6	1	= MALE
		5	1	6	2	= FEMALE
207-208	A17A6_YN					BABY DELIVERED MORE THAN 2 WEEKS EARLY: BABY6
		775	261	1036	-9	= LEGITIMATE SKIP
		1	1	2	-8	= MISSING
		1	0	1	1	= YES
		9	0	9	2	= NO
209-210	A17A7_LB					BIRTH WEIGHT/LBS: BABY 7 RANGE = 5 - 7
		780	262	1042	-9	= LEGITIMATE SKIP
		2	0	2	5	
		4	0	4	7	
211-212	A17A7_OZ					BIRTH WEIGHT/OZS: BABY 7 RANGE = 0 - 15
		780	262	1042	-9	= LEGITIMATE SKIP
		2	0	2	0	
		1	0	1	2	
		1	0	1	4	
		1	0	1	6	
		1	0	1	15	
213-214	XA17A7					MOTHER'S AGE AT DELIVERY: BABY 7
		780	262	1042	-9	= LEGITIMATE SKIP
		1	0	1	25	
		1	0	1	26	
		1	0	1	29	
		2	0	2	31	
		1	0	1	32	
215-216	A17A7_MF					SEX: BABY 7
		780	262	1042	-9	= LEGITIMATE SKIP
		4	0	4	1	= MALE
		2	0	2	2	= FEMALE
217-218	A17A7_YN					BABY DELIVERED MORE THAN 2 WEEKS EARLY: BABY8
		780	262	1042	-9	= LEGITIMATE SKIP
		0	0	0	1	= YES
		6	0	6	2	= NO

COLUMN LOCATION	VARIABLE NAME	DC	NON-DC	TOTAL	CODE	VARIABLE LABEL AND CODE VALUE
219-220	A17A8_LB					BIRTH WEIGHT/LBS: BABY 8 RANGE = 5 - 8
		782	262	1044		-9 = LEGITIMATE SKIP
		1	0	1		5
		1	0	1		6
		1	0	1		7
		1	0	1		8
221-222	A17A8_OZ					BIRTH WEIGHT/OZS: BABY 8 RANGE = 4 - 9
		782	262	1044		-9 = LEGITIMATE SKIP
		1	0	1		4
		1	0	1		6
		1	0	1		7
		1	0	1		9
223-224	XA17A8					MOTHER'S AGE AT DELIVERY: BABY 8
		782	262	1044		-9 = LEGITIMATE SKIP
		1	0	1		25
		1	0	1		27
		1	0	1		30
		1	0	1		34
225-226	A17A8_MF					SEX: BABY 8
		782	262	1044		-9 = LEGITIMATE SKIP
		1	0	1		1 = MALE
		3	0	3		2 = FEMALE
227-228	A17A8_YN					BABY DELIVERED MORE THAN 2 WEEKS EARLY: BABY8
		782	262	1044		-9 = LEGITIMATE SKIP
		1	0	1		1 = YES
		3	0	3		2 = NO
229-230	A17A9_LB					BIRTH WEIGHT/LBS: BABY 9 RANGE = 7 - 8
		784	262	1046		-9 = LEGITIMATE SKIP
		1	0	1		7
		1	0	1		8
231-232	A17A9_OZ					BIRTH WEIGHT/OZS: BABY 9 RANGE = 0 - 1
		784	262	1046		-9 = LEGITIMATE SKIP
		1	0	1		0
		1	0	1		1
233-234	XA17A9					MOTHER'S AGE AT DELIVERY: BABY 9
		784	262	1046		-9 = LEGITIMATE SKIP
		1	0	1		30
		1	0	1		37
235-236	A17A9_MF					SEX: BABY 9
		784	262	1046		-9 = LEGITIMATE SKIP
		1	0	1		1 = MALE
		1	0	1		2 = FEMALE
237-238	A17A9_YN					BABY DELIVERED MORE THAN 2 WEEKS EARLY: BABY9
		784	262	1046		-9 = LEGITIMATE SKIP
		0	0	0		1 = YES
		2	0	2		2 = NO

COLUMN LOCATION	VARIABLE NAME	DC	NON-DC	TOTAL	CODE	VARIABLE LABEL AND CODE VALUE
239-240	XAGECALC					MOTHER'S AGE CALCULATED FROM MONTH, DAY, YEAR
		1	1	2		-8 = MISSING
		1	0	1		-7 = ITEM REFUSAL
		1	2	3		-5 = DATA OUT OF RANGE
		3	1	4		13
		6	0	6		14
		8	3	11		15
		13	2	15		16
		29	3	32		17
		30	4	34		18
		47	13	60		19
		50	4	54		20
		52	9	61		21
		54	10	64		22
		34	7	41		23
		49	6	55		24
		37	16	53		25
		49	13	62		26
		36	11	47		27
		39	19	58		28
		39	15	54		29
		31	10	41		30
		20	11	31		31
		24	22	46		32
		25	21	46		33
		22	16	38		34
		29	14	43		35
		19	9	28		36
		14	9	23		37
		5	1	6		38
		10	1	11		39
		7	9	16		40
		1	0	1		42
		1	0	1		43
241-242	B_2					CURRENT MARITAL STATUS
		1	0	1		-8 = MISSING
		1	0	1		-7 = ITEM REFUSAL
		1	0	1		-6 = MULTIPLE RESPONSE
		165	162	327		1 = MARRIED
		0	2	2		2 = WIDOWED
		30	9	39		3 = DIVORCED/SEPARATED
		96	19	115		4 = NOT MARRIED/LIVING W/A PARTNER
		492	70	562		5 = NEVER MARRIED
243-244	B_3					HISPANIC/SPANISH ORIGIN/DESCENT
		10	8	18		-8 = MISSING
		1	0	1		-7 = ITEM REFUSAL
		47	17	64		1 = YES
		728	237	965		2 = NO
245-246	B_4					RACIAL BACKGROUND
		32	8	40		-8 = MISSING
		3	1	4		-6 = MULTIPLE RESPONSE
		674	157	831		1 = BLACK/AFRICAN AMERICAN
		53	78	131		2 = WHITE
		3	0	3		3 = AMERICAN INDIAN/ALASKAN NATIVE
		3	6	9		4 = ASIAN/PACIFIC ISLANDER
		2	5	7		5 = SOME OTHER RACE
		16	7	23		6 = HISPANIC, RACE UNSPECIFIED

COLUMN LOCATION	VARIABLE NAME	DC	NON-DC	TOTAL	CODE	VARIABLE LABEL AND CODE VALUE
247-248	B_5					HIGHEST LEVEL/LAST GRADE COMPLETED/SCH
		2	0	2	-8	= MISSING
		4	0	4	0	= NO SCHOOLING
		1	0	1	1	= ELEMENTARY GRADE 1
		7	0	7	2	= ELEMENTARY GRADE 2
		2	0	2	3	= ELEMENTARY GRADE 3
		2	1	3	4	= ELEMENTARY GRADE 4
		4	1	5	5	= ELEMENTARY GRADE 5
		6	2	8	6	= ELEMENTARY GRADE 6
		6	2	8	7	= ELEMENTARY GRADE 7
		15	1	16	8	= ELEMENTARY GRADE 8
		47	7	54	9	= HIGH SCHOOL GRADE 9
		67	2	69	10	= HIGH SCHOOL GRADE 10
		121	8	129	11	= HIGH SCHOOL GRADE 11
		309	87	396	12	= HIGH SCHOOL GRADE 12
		44	23	67	13	= COLLEGE YEAR 1
		40	28	68	14	= COLLEGE YEAR 2
		20	10	30	15	= COLLEGE YEAR 3
		38	38	76	16	= COLLEGE YEAR 4
		51	52	103	17	= GRADUATE/PROFESSIONAL SCHOOL/HIGHER
249-250	B_6					#PEOPLE REGULARLY LIVE WITH/INCLUDE SELF RANGE = 2 - 14
		7	0	7	-8	= MISSING
		1	0	1	-2	= RESPONSE ILLEGIBLE
		34	3	37	2	
		204	81	285	3	
		201	85	286	4	
		140	53	193	5	
		83	21	104	6	
		42	2	44	7	
		34	12	46	8	
		20	3	23	9	
		10	1	11	10	
		5	1	6	11	
		2	0	2	12	
		1	0	1	13	
		2	0	2	14	
251-252	B_7					#PEOPLE UNDER THE AGE OF 18 RANGE = 0 - 9
		6	6	12	-8	= MISSING
		2	1	3	-5	= DATA OUT OF RANGE
		1	0	1	-4	= DON'T KNOW
		13	14	27	0	
		199	76	275	1	
		231	85	316	2	
		153	57	210	3	
		96	18	114	4	
		50	1	51	5	
		17	2	19	6	
		12	1	13	7	
		4	1	5	8	
		2	0	2	9	
253-254	C_1					YOUR AGE WHEN FIRST TRIED A CIGARETTE RANGE = 5 - 31
		2	0	2	-5	= DATA OUT OF RANGE
		0	1	1	-4	= DON'T KNOW
		1	0	1	5	
		1	0	1	6	

COLUMN LOCATION	VARIABLE NAME	DC	NON-DC	TOTAL	CODE	VARIABLE LABEL AND CODE VALUE
	C_1					YOUR AGE WHEN FIRST TRIED A CIGARETTE (CONTINUED)
		3	0	3	7	
		5	4	9	8	
		11	3	14	9	
		13	3	16	10	
		16	4	20	11	
		44	13	57	12	
		50	18	68	13	
		62	11	73	14	
		74	19	93	15	
		79	25	104	16	
		20	15	35	17	
		20	21	41	18	
		9	4	13	19	
		7	5	12	20	
		3	3	6	21	
		1	0	1	22	
		3	0	3	23	
		1	1	2	24	
		1	1	2	25	
		1	0	1	26	
		2	0	2	28	
		1	0	1	31	
		356	111	467	91 = NEVER	
255-256	C_2					AGE/FIRST START SMOKING CIGARETTE DAILY RANGE = 5 - 35
		7	3	10	-8 = MISSING	
		1	0	1	5	
		0	1	1	8	
		1	0	1	9	
		2	0	2	10	
		1	0	1	11	
		6	1	7	12	
		17	1	18	13	
		25	2	27	14	
		35	8	43	15	
		54	12	66	16	
		40	14	54	17	
		32	17	49	18	
		14	8	22	19	
		9	8	17	20	
		11	3	14	21	
		6	2	8	22	
		6	0	6	23	
		6	2	8	24	
		3	1	4	25	
		1	1	2	26	
		1	0	1	28	
		1	0	1	32	
		1	0	1	35	
		506	178	684	91 = NEVER SMOKED DAILY	
257-258	C_3					LAST TIME YOU SMOKED A CIGARETTE
		188	24	212	1 = WITHIN THE PAST WEEK (7 DAYS)	
		21	2	23	2 = WITHIN THE PAST MONTH (30 DAYS)	
		9	1	10	3 = 1/MORE MON AGO/LESS THAN 3 MON AGO	
		10	4	14	4 = 3/MORE MON AGO/LESS THAN 6 MON AGO	
		23	23	46	5 = 6/MORE MON AGO/LESS THAN 1 YR AGO	
		27	11	38	6 = 1/MORE YR AGO/LESS THAN 3 YR AGO	



COLUMN LOCATION	VARIABLE NAME	DC	NON-DC	TOTAL	CODE	VARIABLE LABEL AND CODE VALUE
	C_3					LAST TIME YOU SMOKED A CIGARETTE (CONTINUED)
		91	67	158	7	= 3/MORE YEARS AGO
		11	5	16	8	= EDITED PREGNANCY USE
		50	14	64	9	= EDITED LIFETIME USE
		356	111	467	91	= NEVER SMOKED A CIGARETTE IN MY LIFE
259-260	C_4					#CIGARETTE SMOKED A DAY/THIS PREGNANCY
		31	4	35	1	= LESS THAN ONE CIGARETTE A DAY
		105	13	118	2	= 1 TO 5 CIGARETTES A DAY
		73	16	89	3	= ABOUT 1/2 PACK A DAY
		25	2	27	4	= ABOUT 1 PACK A DAY
		5	1	6	5	= ABOUT 1-1/2 PACKS PER DAY
		2	1	3	6	= ABOUT 2 PACKS OR MORE A DAY
		6	5	11	8	= EDITED PREGNANCY USE, FREQUENCY UNSPECIFIED
		539	220	759	91	= DID NOT SMOKE DURING THIS PREGNANCY
261-262	C_5					LIVE IN SAME HOUSE W/ONE WHO SMOKED/PREG
		6	2	8	-8	= MISSING
		1	0	1	-6	= MULTIPLE RESPONSE
		354	78	432	1	= YES
		425	182	607	2	= NO
263-264	C_6					AGE/FIRST TIME HAD GLASS OF BEER/WINE/LIQUOR RANGE = 4 - 30
		28	7	35	-8	= MISSING
		2	4	6	-5	= DATA OUT OF RANGE
		0	1	1	4	
		1	0	1	5	
		1	0	1	6	
		2	0	2	7	
		2	0	2	8	
		1	1	2	9	
		2	2	4	10	
		2	0	2	11	
		12	4	16	12	
		28	8	36	13	
		37	9	46	14	
		44	11	55	15	
		100	40	140	16	
		71	31	102	17	
		86	46	132	18	
		23	9	32	19	
		15	6	21	20	
		21	8	29	21	
		8	5	13	22	
		4	1	5	23	
		4	2	6	24	
		4	6	10	25	
		2	0	2	26	
		1	0	1	27	
		1	0	1	28	
		3	0	3	30	
		281	61	342	91	= NEVER
265-266	C_7					LAST TIME YOU DRANK ANY ALCOHOL
		26	7	33	-8	= MISSING
		65	11	76	1	= WITHIN THE PAST WEEK (7 DAYS)
		40	13	53	2	= WITHIN THE PAST MONTH (30 DAYS)
		28	13	41	3	= 1/MORE MON AGO/LESS THAN 3 MON AGO

COLUMN LOCATION	VARIABLE NAME	DC	NON-DC	TOTAL	CODE	VARIABLE LABEL AND CODE VALUE
	C_7					LAST TIME YOU DRANK ANY ALCOHOL (CONTINUED)
		34	6	40	4	3/MORE MON AGO/LESS THAN 6 MON AGO
		121	64	185	5	6/MORE MON AGO/LESS THAN 1 YR AGO
		102	57	159	6	1/MORE YR AGO/LESS THAN 3 YR AGO
		61	24	85	7	3/MORE YEARS AGO
		20	4	24	8	EDITED PREGNANCY USE
		8	2	10	9	EDITED LIFETIME USE
		281	61	342	91	NEVER DRANK ALCOHOL IN MY LIFE
267-268	C_8					HOW OFTEN YOU DRANK ALCO/THIS PREGNANCY
		25	7	33	-8	MISSING
		11	1	12	1	DAILY
		10	0	10	2	ALMOST DAILY/3 TO 6 DAYS A WEEK
		34	8	42	3	1 TO 2 DAYS A WEEK
		36	6	42	4	SEVERAL TIMES A MONTH
		88	39	127	5	MONTHLY OR LESS(AT LEAST ONCE)
		31	3	34	8	EDITED PREGNANCY USE, FREQUENCY UNSPECIFIED
		550	198	748	91	DID NOT DRINK ALCO/THIS PREGNANCY
269-270	C_9					#DRINKS USUALLY HAD/THIS PREGNANCY RANGE = 1 - 23
		63	18	81	-8	MISSING
		84	37	121	1	
		38	3	41	2	
		15	3	18	3	
		9	0	9	4	
		4	0	4	5	
		2	0	2	6	
		2	0	2	8	
		0	1	1	23	
		569	200	769	91	NEVER
271-272	C_10					AGE/FIRST TIME TRIED MARIJUANA/HASH RANGE = 7 - 31
		12	2	14	-8	MISSING
		2	1	3	-5	DATA OUT OF RANGE
		1	0	1	7	
		1	0	1	8	
		2	0	2	11	
		10	1	11	12	
		18	3	21	13	
		21	6	27	14	
		29	8	37	15	
		63	9	72	16	
		37	9	46	17	
		23	21	44	18	
		14	5	19	19	
		7	1	8	20	
		6	2	8	21	
		1	0	1	22	
		2	1	3	23	
		2	0	2	24	
		1	0	1	25	
		1	1	2	28	
		2	0	2	30	
		0	1	1	31	
		531	191	722	91	NEVER
273-274	C_11					LAST TIME YOU USED MARIJUANA/HASH
		11	2	13	-8	MISSING

COLUMN LOCATION	VARIABLE NAME	DC	NON-DC	TOTAL	CODE	VARIABLE LABEL AND CODE VALUE
	C_11					LAST TIME YOU USED MARIJUANA/HASH (CONTINUED)
		7	1	8		1 = WITHIN THE PAST WEEK (7 DAYS)
		11	0	11		2 = WITHIN THE PAST MONTH (30 DAYS)
		9	0	9		3 = 1/MORE MON AGO/LESS THAN 3 MON AGO
		9	0	9		4 = 3/MORE MON AGO/LESS THAN 6 MON AGO
		17	2	19		5 = 6/MORE MON AGO/LESS THAN 1 YR AGO
		49	4	53		6 = 1/MORE YR AGO/LESS THAN 3 YR AGO
		118	60	178		7 = 3/MORE YEARS AGO
		14	1	15		8 = EDITED PREGNANCY USE
		10	1	11		9 = EDITED LIFETIME USE
		531	191	722		91 = NEVER USED MARIJUANA/HASH IN LIFE
275-276	C_12					HOW OFTEN USED MARIJUANA/THIS PREGNANCY
		12	1	13		-8 = MISSING
		8	1	9		-5 = DATA OUT OF RANGE
		4	1	5		1 = DAILY
		3	0	3		2 = ALMOST DAILY/3 TO 6 DAYS A WEEK
		11	0	11		3 = 1 TO 2 DAYS A WEEK
		8	0	8		4 = SEVERAL TIMES A MONTH
		24	1	25		5 = MONTHLY OR LESS(AT LEAST ONCE)
		10	1	11		8 = EDITED PREGNANCY USE, FREQUENCY UNSPECIFIED
		706	257	963		91 = NOT USED MARIJUANA/THIS PREGNANCY
277-278	C_13					LIVED IN SAME HOUSE W/ONE WHO SMOKE HASH
		13	1	14		-8 = MISSING
		1	0	1		-6 = MULTIPLE RESPONSE
		43	7	50		1 = YES
		729	254	983		2 = NO
279-280	C_14					AGE/FIRST TIME USED "CRACK" COCAINE RANGE = 14 - 37
		45	11	56		-8 = MISSING
		6	0	6		-5 = DATA OUT OF RANGE
		1	1	2		14
		1	0	1		15
		3	0	3		16
		4	0	4		17
		11	0	11		18
		15	0	15		19
		11	2	13		20
		12	0	12		21
		11	0	11		22
		9	0	9		23
		6	1	7		24
		13	0	13		25
		4	0	4		26
		3	0	3		27
		3	0	3		28
		2	0	2		29
		4	0	4		30
		2	0	2		31
		1	0	1		32
		1	0	1		33
		1	0	1		34
		4	0	4		37
		613	247	860		91 = NEVER
281-282	C_15					LAST TIME YOU USED "CRACK" COCAINE
		38	11	49		-8 = MISSING

COLUMN LOCATION	VARIABLE NAME	DC	NON-DC	TOTAL	CODE	VARIABLE LABEL AND CODE VALUE
	C_15					LAST TIME YOU USED "CRACK" COCAINE (CONTINUED)
		47	1	48		1 = WITHIN THE PAST WEEK (7 DAYS)
		18	0	18		2 = WITHIN THE PAST MONTH (30 DAYS)
		14	2	16		3 = 1/MORE MON AGO/LESS THAN 3 MON AGO
		18	0	18		4 = 3/MORE MON AGO/LESS THAN 6 MON AGO
		8	1	9		5 = 6/MORE MON AGO/LESS THAN 1 YR AGO
		6	0	6		6 = 1/MORE YR AGO/LESS THAN 3 YR AGO
		19	0	19		7 = 3/MORE YEARS AGO
		5	0	5		8 = EDITED PREGNANCY USE
		613	247	860		91 = NEVER USED "CRACK" COCAINE IN LIFE
283-284	C_16					HOW OFTEN USED "CRACK" COCAINE/PREGNANCY
		37	11	48		-8 = MISSING
		14	0	14		1 = DAILY
		14	1	15		2 = ALMOST DAILY/3 TO 6 DAYS A WEEK
		23	0	23		3 = 1 TO 2 DAYS A WEEK
		19	1	20		4 = SEVERAL TIMES A MONTH
		29	1	30		5 = MONTHLY OR LESS(AT LEAST ONCE)
		8	0	8		8 = EDITED PREGNANCY USE, FREQUENCY UNSPECIFIED
		642	248	890		91 = NOT USED CRACK COCAINE/THIS PREGNANCY
285-286	C_17					USED "CRACK" COCAINE 24 HRS/BEFORE LABOR
		36	11	47		-8 = MISSING
		29	1	30		1 = YES
		721	250	971		2 = NO
287-288	C_18					USE "CRACK" COCAINE TO CAUSE LABOR START
		36	11	47		-8 = MISSING
		5	0	5		1 = YES
		745	251	996		2 = NO
289-290	C_19					LIVE IN HOUSE W/ONE/WHO SMOKED COCAINE
		36	11	47		-8 = MISSING
		41	1	42		1 = YES
		709	250	959		2 = NO
291-292	C_20					AGE/FIRST USED COCAINE OTHER THAN CRACK RANGE = 13 - 37
		11	0	11		-8 = MISSING
		5	2	7		-5 = DATA OUT OF RANGE
		1	0	1		13
		1	0	1		14
		4	0	4		15
		4	0	4		16
		10	1	11		17
		15	1	16		18
		9	2	11		19
		10	4	14		20
		12	2	14		21
		8	1	9		22
		13	2	15		23
		4	1	5		24
		6	2	8		25
		3	0	3		26
		3	0	3		27
		1	0	1		28
		3	0	3		29
		1	0	1		31
		1	0	1		32

COLUMN LOCATION	VARIABLE NAME	DC	NON-DC	TOTAL	CODE	VARIABLE LABEL AND CODE VALUE
	C_20					AGE/FIRST USED COCAINE OTHER THAN CRACK (CONTINUED)
		1	0	1	34	
		2	0	2	37	
		658	244	902	91 = NEVER	
293-294	C_21					LAST USED COCAINE OTHER THAN CRACK
		9	0	9	-8 = MISSING	
		14	1	15	1 = WITHIN THE PAST WEEK (7 DAYS)	
		5	0	5	2 = WITHIN THE PAST MONTH (30 DAYS)	
		7	0	7	3 = 1/MORE MON AGO/LESS THAN 3 MON AGO	
		7	0	7	4 = 3/MORE MON AGO/LESS THAN 6 MON AGO	
		12	0	12	5 = 6/MORE MON AGO/LESS THAN 1 YR AGO	
		10	1	11	6 = 1/MORE YR AGO/LESS THAN 3 YR AGO	
		54	16	70	7 = 3/MORE YEARS AGO	
		5	0	5	8 = EDITED PREGNANCY USE	
		5	0	5	9 = EDITED LIFETIME USE	
		658	244	902	91 = NEVER TRIED OTHER COCAINE IN LIFE	
295-296	C_22					AVG. USE/COCAINE OTHER THAN CRACK/PREG
		12	0	12	-8 = MISSING	
		7	1	8	1 = DAILY	
		4	0	4	2 = ALMOST DAILY/3 TO 6 DAYS A WEEK	
		6	0	6	3 = 1 TO 2 DAYS A WEEK	
		9	0	9	4 = SEVERAL TIMES A MONTH	
		13	0	13	5 = MONTHLY OR LESS(AT LEAST ONCE)	
		4	0	4	8 = EDITED PREGNANCY USE, FREQUENCY UNSPECIFIED	
		731	261	992	91 = NOT USED OTHER COCAINE THIS PREGNANCY	
297-298	C_23					USE COCAINE(NOT CRACK)24 HR/BEFORE LABOR
		11	0	11	-8 = MISSING	
		1	0	1	-5 = DATA OUT OF RANGE	
		10	1	11	1 = YES	
		764	261	1025	2 = NO	
299-300	C_24					USE COCAINE(NOT CRACK)CAUSE LABOR START
		11	0	11	-8 = MISSING	
		1	1	2	1 = YES	
		774	261	1035	2 = NO	
301-302	C_25					AGE/FIRST TIME YOU USED HEROIN RANGE = 12 - 37
		36	13	49	-8 = MISSING	
		2	0	2	-5 = DATA OUT OF RANGE	
		1	0	1	12	
		1	0	1	13	
		1	0	1	15	
		3	0	3	17	
		5	0	5	18	
		1	0	1	19	
		1	0	1	20	
		2	0	2	23	
		4	0	4	25	
		1	0	1	30	
		2	0	2	37	
		726	249	975	91 = NEVER	
303-304	C_26					LAST TIME YOU USED HEROIN
		35	13	48	-8 = MISSING	
		5	0	5	1 = WITHIN THE PAST WEEK (7 DAYS)	

COLUMN LOCATION	VARIABLE NAME	DC	NON-DC	TOTAL	CODE	VARIABLE LABEL AND CODE VALUE
	C_26					LAST TIME YOU USED HEROIN (CONTINUED)
		2	0	2		2 = WITHIN THE PAST MONTH (30 DAYS)
		3	0	3		3 = 1/MORE MON AGO/LESS THAN 3 MON AGO
		2	0	2		4 = 3/MORE MON AGO/LESS THAN 6 MON AGO
		0	0	0		5 = 6/MORE MON AGO/LESS THAN 1 YR AGO
		1	0	1		6 = 1/MORE YR AGO/LESS THAN 3 YR AGO
		10	0	10		7 = 3/MORE YEARS AGO
		2	0	2		8 = EDITED PREGNANCY USE
		726	249	975		91 = NEVER TRIED HEROIN IN MY LIFE
305-306	C_27					HOW OFTEN USED HEROIN/THIS PREGNANCY
		35	13	48		-8 = MISSING
		3	0	3		1 = DAILY
		5	0	5		2 = ALMOST DAILY/3 TO 6 DAYS A WEEK
		1	0	1		3 = 1 TO 2 DAYS A WEEK
		2	0	2		4 = SEVERAL TIMES A MONTH
		1	0	1		5 = MONTHLY OR LESS(AT LEAST ONCE)
		2	0	2		8 = EDITED PREGNANCY USE, FREQUENCY UNSPECIFIED
		737	249	986		91 = DID NOT USE HEROIN/THIS PREGNANCY
307-308	C_28					SMOKED HEROIN DURING THIS PREGNANCY
		38	13	51		-8 = MISSING
		4	0	4		1 = YES
		744	249	993		2 = NO
309-310	C_29_01					USED INHALANTS/DURING PREGNANCY
		57	19	76		-8 = MISSING
		1	0	1		-5 = DATA OUT OF RANGE
		727	243	970		0 = NOT CIRCLED
		1	0	1		1 = CIRCLED
311-312	C_29_02					USED HALLUCINOGENS/DURING PREGNANCY
		57	19	76		-8 = MISSING
		1	0	1		-5 = DATA OUT OF RANGE
		720	243	963		0 = NOT CIRCLED
		8	0	8		1 = CIRCLED
313-314	C_29_03					METHADONE/TREAT PROG/DURING PREGNANCY
		57	19	76		-8 = MISSING
		1	0	1		-5 = DATA OUT OF RANGE
		725	243	968		0 = NOT CIRCLED
		3	0	3		1 = CIRCLED
315-316	C_29_04					METHADONE OTHER/DURING PREGNANCY
		57	19	76		-8 = MISSING
		1	0	1		-5 = DATA OUT OF RANGE
		727	243	970		0 = NOT CIRCLED
		1	0	1		1 = CIRCLED
317-318	C_29_05					SMOKABLE METHAMPHETAMINE/DURING PREG
		57	19	76		-8 = MISSING
		1	0	1		-5 = DATA OUT OF RANGE
		727	243	970		0 = NOT CIRCLED
		1	0	1		1 = CIRCLED
319-320	C_29_91					DID NOT USED ANY DRUGS/THIS PREGNANCY
		57	19	76		-8 = MISSING
		1	0	1		-5 = DATA OUT OF RANGE
		10	0	10		0 = NOT CIRCLED
		718	243	961		1 = CIRCLED (NO DRUGS USED)

COLUMN LOCATION	VARIABLE NAME	DC	NON-DC	TOTAL	CODE	VARIABLE LABEL AND CODE VALUE
321-322	C_30					AGE/FIRST TIME TOOK STIMULANT/NONMEDICAL RANGE = 12 - 32
		16	3	19	-8	= MISSING
		1	0	1	12	
		1	0	1	13	
		1	1	2	14	
		3	2	5	15	
		4	2	6	16	
		3	1	4	17	
		2	2	4	18	
		0	1	1	19	
		1	0	1	20	
		0	1	1	21	
		1	0	1	22	
		0	1	1	24	
		1	0	1	27	
		1	0	1	29	
		2	0	2	30	
		2	0	2	32	
		747	248	995	91	= NEVER
323-324	C_31					LAST TIME TOOK STIMULANT/NONMEDICAL
		14	3	17	-8	= MISSING
		4	0	4	1	= WITHIN THE PAST WEEK (7 DAYS)
		2	0	2	2	= WITHIN THE PAST MONTH (30 DAYS)
		0	0	0	3	= 1/MORE MON AGO/LESS THAN 3 MON AGO
		3	0	3	4	= 3/MORE MON AGO/LESS THAN 6 MON AGO
		2	0	2	5	= 6/MORE MON AGO/LESS THAN 1 YR AGO
		0	0	0	6	= 1/MORE YR AGO/LESS THAN 3 YR AGO
		11	11	22	7	= 3/MORE YEARS AGO
		2	0	2	8	= EDITED PREGNANCY USE
		1	0	1	9	= EDITED LIFETIME USE
		747	248	995	91	= NEVER USED STIMULANT IN MY LIFE
325-326	C_32					TOOK STIMULANT DURING THIS PREGNANCY
		12	3	15	-8	= MISSING
		8	0	8	1	= YES
		763	259	1022	2	= NO
		3	0	3	3	= EDITED YES
327-328	C_33					AGE/FIRST TIME TOOK SED/TRANQ/ANALG RANGE = 15 - 30
		38	13	51	-8	= MISSING
		2	1	3	-5	= DATA OUT OF RANGE
		1	0	1	-2	= RESPONSE ILLEGIBLE
		2	3	5	15	
		1	0	1	16	
		1	0	1	17	
		1	1	2	18	
		2	0	2	20	
		1	0	1	21	
		1	0	1	23	
		1	0	1	24	
		1	0	1	25	
		1	0	1	30	
		733	244	977	91	= NEVER
329-330	C_34					LAST TIME TOOK SED/TRANQ/ANALG
		37	13	50	-8	= MISSING
		2	1	3	1	= WITHIN THE PAST WEEK (7 DAYS)
		1	0	1	2	= WITHIN THE PAST MONTH (30 DAYS)

COLUMN LOCATION	VARIABLE NAME	DC	NON-DC	TOTAL	CODE	VARIABLE LABEL AND CODE VALUE
	C_34					LAST TIME TOOK SED/TRANQ/ANALG (CONTINUED)
		1	0	1		3 = 1/MORE MON AGO/LESS THAN 3 MON AGO
		0	0	0		4 = 3/MORE MON AGO/LESS THAN 6 MON AGO
		1	0	1		5 = 6/MORE MON AGO/LESS THAN 1 YR AGO
		3	1	4		6 = 1/MORE YR AGO/LESS THAN 3 YR AGO
		8	3	11		7 = 3/MORE YEARS AGO
		733	244	977		91 = NEVER USED SEDATIVE IN MY LIFE
331-332	C_35					TOOK SEDATIVE DURING THIS PREGNANCY
		35	13	48		-8 = MISSING
		4	0	4		1 = YES
		746	248	994		2 = NO
		1	1	2		3 = EDITED YES
333-334	D_1_01					SMOKE CIGARETTE/W/ALCO/THIS PREGNANCY
		26	11	37		-8 = MISSING
		1	1	2		-5 = DATA OUT OF RANGE
		621	230	851		0 = NOT CIRCLED
		138	20	158		1 = CIRCLED
335-336	D_1_02					USE ALCOHOL/DURING THIS PREGNANCY
		36	12	48		-8 = MISSING
		1	1	2		-5 = DATA OUT OF RANGE
		684	242	926		0 = NOT CIRCLED
		65	7	72		1 = CIRCLED
337-338	D_1_03					USE MARIJUANAW/ALCOHOL/THIS PREGNANCY
		26	11	37		-8 = MISSING
		2	1	3		-5 = DATA OUT OF RANGE
		736	248	984		0 = NOT CIRCLED
		22	2	24		1 = CIRCLED
339-340	D_1_04					USE INHALANTS/W/ALCOHOL/THIS PREGNANCY
		26	11	37		-8 = MISSING
		2	1	3		-5 = DATA OUT OF RANGE
		757	250	1007		0 = NOT CIRCLED
		1	0	1		1 = CIRCLED
341-342	D_1_05					USE CRACK COCAINE/W/ALCO/THIS PREGNANCY
		26	11	37		-8 = MISSING
		2	1	3		-5 = DATA OUT OF RANGE
		693	248	941		0 = NOT CIRCLED
		65	2	67		1 = CIRCLED
343-344	D_1_06					OTHER COCAINE/W/ALCOHOL/THIS PREGNANCY
		26	11	37		-8 = MISSING
		2	1	3		-5 = DATA OUT OF RANGE
		749	250	999		0 = NOT CIRCLED
		9	0	9		1 = CIRCLED
345-346	D_1_07					USE HALLUCINOGENS/W/ALCOHOL/PREGNANCY
		26	11	37		-8 = MISSING
		2	1	3		-5 = DATA OUT OF RANGE
		756	250	1006		0 = NOT CIRCLED
		2	0	2		1 = CIRCLED
347-348	D_1_08					USED HEROIN/W/ALCOHOL/THIS PREGNANCY
		26	11	37		-8 = MISSING
		2	1	3		-5 = DATA OUT OF RANGE
		751	250	1001		0 = NOT CIRCLED
		7	0	7		1 = CIRCLED



COLUMN LOCATION	VARIABLE NAME	DC	NON-DC	TOTAL	CODE	VARIABLE LABEL AND CODE VALUE
349-350	D_1_09	26 2 758 0	11 1 250 0	37 3 1008 0		SMOKE METHAMPHETAMINE/W/ALCO/PREGNANCY -8 = MISSING -5 = DATA OUT OF RANGE 0 = NOT CIRCLED 1 = CIRCLED
351-352	D_1_10	26 2 758 0	11 1 250 0	37 3 1008 0		OTHER STIMULANTS/W/ALCOHOL/PREGNANCY -8 = MISSING -5 = DATA OUT OF RANGE 0 = NOT CIRCLED 1 = CIRCLED
353-354	D_1_11	26 1 759 0	11 1 250 0	37 2 1009 0		USE SEDATIVES/W/ALCOHOL/THIS PREGNANCY -8 = MISSING -5 = DATA OUT OF RANGE 0 = NOT CIRCLED 1 = CIRCLED
355-356	D_1_12	26 1 758 1	11 1 250 0	37 2 1008 1		TRANQUILIZERS/W/ALCOHOL/THIS PREGNANCY -8 = MISSING -5 = DATA OUT OF RANGE 0 = NOT CIRCLED 1 = CIRCLED
357-358	D_1_13	26 1 758 1	11 1 250 0	37 2 1008 1		USE ANALGESICS/W/ALCOHOL/THIS PREGNANCY -8 = MISSING -5 = DATA OUT OF RANGE 0 = NOT CIRCLED 1 = CIRCLED
359-360	D_1_14	26 1 759 0	11 1 250 0	37 2 1009 0		USE OTHER/W/ALCOHOL/THIS PREGNANCY -8 = MISSING -5 = DATA OUT OF RANGE 0 = NOT CIRCLED 1 = CIRCLED
361-362	D_1_15	26 1 759 0	11 1 250 0	37 2 1009 0		METHADONE/DRUG PROG/W/ALCOHOL/ PREGNANCY -8 = MISSING -5 = DATA OUT OF RANGE 0 = NOT CIRCLED 1 = CIRCLED
363-364	D_1_16	26 1 759 0	11 1 250 0	37 2 1009 0		METHADONE/W/ALCOHOL/THIS PREGNANCY -8 = MISSING -5 = DATA OUT OF RANGE 0 = NOT CIRCLED 1 = CIRCLED
365-366	D_1_91	45 141 600	14 19 229	59 160 829		NOT USED DRUGS/W/ALCOHOL/THIS PREGNANCY -8 = MISSING 0 = NOT CIRCLED 1 = CIRCLED (NO DRUGS USED)
367-368	D_2	8 10 764 4	1 1 260 0	9 11 1024 4		USED A NEEDLE TO INJECT DRUG/NONMEDICAL -8 = MISSING 1 = YES 2 = NO 3 = EDITED YES

COLUMN LOCATION	VARIABLE NAME	DC	NON-DC	TOTAL	CODE	VARIABLE LABEL AND CODE VALUE
369-370	D_3					LAST TIME TOOK DRUG W/NEEDLE/NONMEDICAL
		9	2	11		-8 = MISSING
		1	0	1		-5 = DATA OUT OF RANGE
		4	0	4		1 = WITHIN THE PAST WEEK (7 DAYS)
		1	0	1		2 = WITHIN THE PAST MONTH (30 DAYS)
		1	0	1		3 = 1/MORE MON AGO/LESS THAN 3 MON AGO
		0	0	0		4 = 3/MORE MON AGO/LESS THAN 6 MON AGO
		0	0	0		5 = 6/MORE MON AGO/LESS THAN 1 YR AGO
		2	0	2		6 = 1/MORE YR AGO/LESS THAN 3 YR AGO
		5	0	5		7 = 3/MORE YEARS AGO
		763	260	1023		91 = NEVER USE DRUG W/NEEDLE IN MY LIFE
371-372	D_4					TOOK DRUG W/NEEDLE/THIS PREGNANCY
		8	2	10		-8 = MISSING
		5	0	5		1 = YES
		773	260	1033		2 = NO
373-374	D_5_A					RISK/SMOKING MARIJUANA DURING PREGNANCY
		77	17	94		-8 = MISSING
		2	0	2		-6 = MULTIPLE RESPONSE
		3	0	3		-4 = DON'T KNOW
		26	4	30		1 = NO RISK
		52	7	59		2 = SLIGHT RISK
		108	37	145		3 = MODERATE RISK
		518	197	715		4 = GREAT RISK
375-376	D_5_B					RISK/USING CRACK DURING PREGNANCY
		71	16	87		-8 = MISSING
		4	0	4		-6 = MULTIPLE RESPONSE
		2	0	2		-4 = DON'T KNOW
		20	3	23		1 = NO RISK
		9	2	11		2 = SLIGHT RISK
		26	7	33		3 = MODERATE RISK
		654	234	888		4 = GREAT RISK
377-378	D_5_C					RISK/USING OTHER COCAINE/PREGNANCY
		78	18	96		-8 = MISSING
		3	0	3		-6 = MULTIPLE RESPONSE
		2	0	2		-4 = DON'T KNOW
		21	3	24		1 = NO RISK
		7	1	8		2 = SLIGHT RISK
		32	10	42		3 = MODERATE RISK
		643	230	873		4 = GREAT RISK
379-380	D_5_D					RISK/DRINKING REGULARLY DURING PREGNANCY
		74	17	91		-8 = MISSING
		1	0	1		-6 = MULTIPLE RESPONSE
		2	0	2		-4 = DON'T KNOW
		23	3	26		1 = NO RISK
		24	10	34		2 = SLIGHT RISK
		112	31	143		3 = MODERATE RISK
		550	201	751		4 = GREAT RISK
381-382	D_5_E					RISK/SMOKING CIGARETTES DURING PREGNANCY
		61	15	76		-8 = MISSING
		1	0	1		-6 = MULTIPLE RESPONSE
		2	0	2		-4 = DON'T KNOW
		28	6	34		1 = NO RISK
		80	17	97		2 = SLIGHT RISK
		188	56	244		3 = MODERATE RISK
		426	168	594		4 = GREAT RISK

COLUMN LOCATION	VARIABLE NAME	DC	NON-DC	TOTAL	CODE	VARIABLE LABEL AND CODE VALUE
383-384	E_1					#TIME TREATED FOR ALCO/DRUG PROBLEM RANGE = 1 - 10
		22	2	24		-8 = MISSING
		3	1	4		-5 = DATA OUT OF RANGE
		32	3	35		1
		11	0	11		2
		6	0	6		3
		5	0	5		4
		1	0	1		5
		1	0	1		9
		1	1	2		10
		704	255	959		91 = NEVER
385-386	E_2					LAST TREATMENT FOR DRUG OR ALCOHOL
		22	3	25		-8 = MISSING
		2	0	2		-5 = DATA OUT OF RANGE
		3	2	5		1 = ALCOHOL PROBLEM
		38	2	40		2 = DRUG PROBLEM
		17	0	17		3 = BOTH
		704	255	959		91 = NEVER TREATED FOR ALCO/DRUG PROBLEM
387-388	E_3					APPLY FOR DRUG/ALCO TREAT/THIS PREGNANCY
		21	2	23		-8 = MISSING
		38	2	40		1 = YES
		727	258	985		2 = NO
399-390	E_4					RECEIVED DRUG TREATMENT/THIS PREGNANCY
		22	2	24		-8 = MISSING
		1	0	1		-6 = MULTIPLE RESPONSE
		28	3	31		1 = YES
		735	257	992		2 = NO
391-392	F_1_A					EXPERIENCED SERIOUS DEPRESSION
		19	10	29		-8 = MISSING
		175	45	220		1 = YES
		582	206	788		2 = NO
		0	1	1		3 = EDITED YES
393-394	F_1_B					SERIOUS DEPRESSION/PAST 30 DAYS
		582	206	788		-9 = LEGITIMATE SKIP
		43	14	57		-8 = MISSING
		62	11	73		1 = YES
		89	31	120		2 = NO
395-396	F_2_A					EXPERIENCED SERIOUS ANXIETY/TENSION
		19	10	29		-8 = MISSING
		95	39	134		1 = YES
		671	212	883		2 = NO
		1	1	2		3 = EDITED YES
397-398	F_2_B					SERIOUS ANXIETY/TENSION/PAST 30 DAYS
		671	212	883		-9 = LEGITIMATE SKIP
		36	13	49		-8 = MISSING
		38	13	51		1 = YES
		41	24	65		2 = NO
399-400	F_3_A					EXPERIENCED HALLUCINATIONS
		22	12	34		-8 = MISSING
		12	0	12		1 = YES
		752	250	1002		2 = NO

COLUMN LOCATION	VARIABLE NAME	DC	NON-DC	TOTAL	CODE	VARIABLE LABEL AND CODE VALUE
401-402	F_3_B	752	250	1002		EXPERIENCED HALLUCINATIONS/PAST 30 DAYS
		25	12	37		-9 = LEGITIMATE SKIP
		3	0	3		-8 = MISSING
		6	0	6		1 = YES
						2 = NO
403-404	F_4_A	20	10	30		EXPERIENCED TROUBLE UNDERSTANDING
		55	20	75		-8 = MISSING
		711	232	943		1 = YES
						2 = NO
405-406	F_4_B	711	232	943		TROUBLE UNDERSTANDING/PAST 30 DAYS
		34	12	46		-9 = LEGITIMATE SKIP
		22	7	29		-8 = MISSING
		19	11	30		1 = YES
						2 = NO
407-408	F_5_A	20	10	30		TROUBLE CONTROLLING YOUR THOUGHTS
		51	16	67		-8 = MISSING
		715	236	951		1 = YES
						2 = NO
409-410	F_5_B	715	236	951		TROUBLE CONTROLLING THOUGHTS/PAST 30 DAY
		30	13	43		-9 = LEGITIMATE SKIP
		24	4	28		-8 = MISSING
		17	9	26		1 = YES
						2 = NO
411-412	F_6_A	20	10	30		ARGUMENTS/FIGHT WITH OTHER PEOPLE
		1	0	1		-8 = MISSING
		193	53	246		-6 = MULTIPLE RESPONSE
		572	198	770		1 = YES
		0	1	1		2 = NO
						3 = EDITED YES
413-414	F_6_B	572	198	770		ARGUMENTS/FIGHT W/OTHER PEOPLE/30 DAYS
		52	13	65		-9 = LEGITIMATE SKIP
		93	28	121		-8 = MISSING
		69	23	92		1 = YES
		0	0	0		2 = NO
						3 = EDITED YES
415-416	F_7_A	19	9	28		FELT SUSPICIOUS/DISTRUSTFUL OF PEOPLE
		134	44	178		-8 = MISSING
		633	209	842		1 = YES
						2 = NO
417-418	F_7_B	633	209	842		FELT SUSPICIOUS OF PEOPLE/PAST 30 DAYS
		47	12	59		-9 = LEGITIMATE SKIP
		68	21	89		-8 = MISSING
		38	20	58		1 = YES
						2 = NO
419-420	F_8_A	22	10	32		EXPERIENCED SERIOUS THOUGHTS OF SUICIDE
		25	4	29		-8 = MISSING
		739	248	987		1 = YES
						2 = NO
421-422	F_8_B	739	248	987		SERIOUS THOUGHTS OF SUICIDE/PAST 30 DAYS
		25	9	34		-9 = LEGITIMATE SKIP
						-8 = MISSING

COLUMN LOCATION	VARIABLE NAME	DC	NON-DC	TOTAL	CODE	VARIABLE LABEL AND CODE VALUE
	F_8_B					SERIOUS THOUGHTS OF SUICIDE/PAST 30 DAYS (CONTINUED)
		3	0	3		1 = YES
		19	5	24		2 = NO
423-424	F_8_A_A					EVER ATTEMPTED SUICIDE
		739	248	987		-9 = LEGITIMATE SKIP
		27	9	36		-8 = MISSING
		11	1	12		1 = YES
		9	4	13		2 = NO
425-426	F_8_A_B					ATTEMPTED SUICIDE/IN THE PAST 30 DAYS
		748	252	1000		-9 = LEGITIMATE SKIP
		29	9	38		-8 = MISSING
		0	0	0		1 = YES
		9	1	10		2 = NO
427-428	F_9					#TIME HOSPITALIZE FOR PSYCHOLOGICAL PROB RANGE = 0 - 10
		17	4	21		-8 = MISSING
		2	0	2		-5 = DATA OUT OF RANGE
		744	254	998		0
		18	4	22		1
		2	0	2		2
		1	0	1		3
		1	0	1		5
		1	0	1		10
429-430	F_10					#TREATED AS OUTPATIENT/EMOTIONAL PROB TOP CODE 31 FOR ALL RESPONSES > 30
		21	6	27		-8 = MISSING
		733	244	977		0
		17	4	21		1
		2	2	4		2
		1	0	1		3
		1	0	1		4
		1	1	2		5
		3	1	4		6
		1	0	1		12
		1	1	2		20
		1	0	1		24
		1	0	1		30
		3	3	6		31
431-432	G_1					MAIN SOURCE OF PAYMENT FOR THIS DELIVERY
		9	2	11		-8 = MISSING
		1	0	1		-7 = ITEM REFUSAL
		3	2	5		-6 = MULTIPLE RESPONSE
		38	36	74		1 = BLUE CROSS/BLUE SHIELD
		62	76	138		2 = OTHER PRIVATE INSURANCE
		528	56	584		3 = MEDICAID
		2	1	3		4 = STATE/LOCAL GOVERNMENT
		2	2	4		5 = CHAMPUS
		91	71	162		6 = HMO
		32	14	46		7 = SELF PAY/NON REFUNDABL BY INSURANCE
		3	2	5		8 = SOME OTHER SOURCE
		15	0	15		9 = DON'T KNOW/UNABLE TO PAY
433-434	G_2_INCO					TOTAL/ANNUAL/HOUSEHOLD/GROSS INCOME/1991
		11	2	13		-8 = MISSING
		8	2	10		-7 = ITEM REFUSAL

COLUMN LOCATION	VARIABLE NAME	DC	NON-DC	TOTAL	CODE	VARIABLE LABEL AND CODE VALUE
	G_2_INCO					TOTAL/ANNUAL/HOUSEHOLD/GROSS INCOME/1991 (CONTINUED)
		88	4	92	-4	DON'T KNOW
		65	7	72	1	NO INCOME
		68	6	74	2	UNDER \$5,000
		56	9	65	3	\$5,000-6,300
		74	9	83	4	\$6,301-\$8,450
		51	9	60	5	\$8,451-\$10,600
		42	7	49	6	\$10,601-\$12,700
		34	5	39	7	\$12,701-\$14,850
		41	9	50	8	\$14,851-\$17,000
		22	9	31	9	\$17,001-\$19,000
		37	11	48	10	\$19,001-\$21,300
		21	11	32	11	\$21,301-\$25,000
		35	16	51	12	\$25,001-\$30,000
		40	25	65	13	\$30,001-\$40,000
		30	34	64	14	\$40,001-\$50,000
		32	50	82	15	\$50,001-\$75,000
		31	37	68	16	\$75,001 OR MORE
435-436	G_3_1					HOUSEHOLD INCOME PAST YR/JOB/SELF-EMPLOY
		22	6	28	-8	MISSING
		2	0	2	-7	ITEM REFUSAL
		2	0	2	-4	DON'T KNOW
		382	190	572	1	YES
		378	66	444	2	NO
437-438	G_3_2					HOUSEHOLD INCOME PAST YR/ILLEGAL SOURCES
		31	9	40	-8	MISSING
		2	0	2	-7	ITEM REFUSAL
		2	0	2	-4	DON'T KNOW
		5	0	5	1	YES
		746	253	999	2	NO
439-440	G_3_4					HOUSEHOLD INCOME PAST YR/SOCIAL SECURITY
		29	9	38	-8	MISSING
		2	0	2	-7	ITEM REFUSAL
		1	0	1	-6	MULTIPLE RESPONSE
		3	0	3	-4	DON'T KNOW
		22	3	25	1	YES
		729	250	979	2	NO
441-442	G_3_5					HOUSEHOLD INCOME PAST YR/VET ADMINI PAY
		40	9	49	-8	MISSING
		2	0	2	-7	ITEM REFUSAL
		2	0	2	-4	DON'T KNOW
		3	0	3	1	YES
		739	253	992	2	NO
443-444	G_3_6					HOUSEHOLD INCOME PAST YR/SSDI
		32	9	41	-8	MISSING
		2	0	2	-7	ITEM REFUSAL
		2	0	2	-4	DON'T KNOW
		43	11	54	1	YES
		707	242	949	2	NO
445-446	G_3_7					HOUSEHOLD INCOME PAST YR/AFDC
		26	6	32	-8	MISSING
		2	0	2	-7	ITEM REFUSAL
		2	0	2	-4	DON'T KNOW

COLUMN LOCATION	VARIABLE NAME	DC	NON-DC	TOTAL	CODE	VARIABLE LABEL AND CODE VALUE
	G_3_7	317	28	345		HOUSEHOLD INCOME PAST YR/AFDC (CONTINUED)
		439	228	667		1 = YES 2 = NO
447-448	G_3_8	29	9	38		HOUSEHOLD INCOME PAST YR/GA
		2	0	2		-8 = MISSING
		2	0	2		-7 = ITEM REFUSAL
		217	15	232		-4 = DON'T KNOW
		536	238	774		1 = YES 2 = NO
449-450	G_3_9	39	9	48		HOUSEHOLD INCOME PAST YR/PUBLIC ASSIST
		2	0	2		-8 = MISSING
		1	0	1		-7 = ITEM REFUSAL
		2	0	2		-6 = MULTIPLE RESPONSE
		65	8	73		-4 = DON'T KNOW
		677	245	922		1 = YES 2 = NO
451-452	G_3_10	29	7	36		HOUSEHOLD INCOME PAST YR/ALIMONY
		2	0	2		-8 = MISSING
		2	0	2		-7 = ITEM REFUSAL
		67	20	87		-4 = DON'T KNOW
		686	235	921		1 = YES 2 = NO
453-454	G_3_11	35	9	44		HOUSEHOLD INCOME PAST YR/OTHER SOURCES
		2	0	2		-8 = MISSING
		2	0	2		-7 = ITEM REFUSAL
		17	6	23		-4 = DON'T KNOW
		730	247	977		1 = YES 2 = NO
455-456	G_3_SP	730	247	977		HOUSEHOLD INCOME PAST YR/OTHER SOURCES SPECIFY
		36	10	46		-9 = LEGITIMATE SKIP
		2	0	2		-8 = MISSING
		4	0	4		-7 = ITEM REFUSAL
		3	2	5		-4 = DON'T KNOW
		3	0	3		11 = INVESTMENTS, STOCKS
		3	0	3		12 = WIC
		2	0	2		13 = DISABILITY
		3	3	6		14 = INSURANCE
						15 = OTHER
457-458	H_1	6	0	6		COMPLETED OR PARTIAL INTERVIEW
		776	262	1038		-8 = MISSING
		4	0	4		1 = COMPLETED
						2 = PARTIAL
459-460	H_2	13	4	17		PLACE THE INTERVIEW CONDUCTED
		1	0	1		-8 = MISSING
		707	234	941		-6 = MULTIPLE RESPONSE
		27	10	37		1 = HOSPITAL ROOM
		0	1	1		2 = HALLWAY
		0	0	0		3 = LOBBY
		2	2	4		4 = CHAPEL
		36	11	47		5 = OUTSIDE OF HOSPITAL
						6 = OTHER

COLUMN LOCATION	VARIABLE NAME	DC	NON-DC	TOTAL	CODE	VARIABLE LABEL AND CODE VALUE
461-462	H_3	19	5	24	-8	OTHER PERSONS PRESENT DURING INTERVIEW
		443	137	580	1	= MISSING
		313	117	430	2	= YES
		11	3	14	3	= NO
						= EDITED YES
463-464	H_4_1	313	117	430	-9	PRESENT DURING INTERVIEW/R'S ROOMMATE
		23	8	31	-8	= LEGITIMATE SKIP
		170	92	262	0	= MISSING
		280	45	325	1	= NOT CIRCLED
						= CIRCLED
465-466	H_4_2	313	117	430	-9	PRESENT DURING INTERVIEW/VISITOR
		24	8	32	-8	= LEGITIMATE SKIP
		333	86	419	0	= MISSING
		116	51	167	1	= NOT CIRCLED
						= CIRCLED
467-468	H_4_3	313	117	430	-9	PRESENT DURING INTERVIEW/HOSPITAL STAFF
		22	8	30	-8	= LEGITIMATE SKIP
		282	66	348	0	= MISSING
		169	71	240	1	= NOT CIRCLED
						= CIRCLED
469-470	H_4_4	313	117	430	-9	PRESENT DURING INTERVIEW/OTHER
		24	8	32	-8	= LEGITIMATE SKIP
		362	86	448	0	= MISSING
		87	51	138	1	= NOT CIRCLED
						= CIRCLED
471-472	H_5_A	20	5	25	-8	CONFIDENCE RATE IN R'S OBSTETRIC HISTORY
		320	158	478	1	= MISSING
		329	89	418	2	= VERY CONFIDENT
		104	9	113	3	= CONFIDENT
		8	0	8	4	= UNSURE
		5	1	6	5	= DOUBTFUL
						= VERY DOUBTFUL
473-474	H_5_B	23	5	28	-8	CONFIDENCE RATE IN R'S DEMOGRAPHICS
		257	109	366	1	= MISSING
		306	95	401	2	= VERY CONFIDENT
		187	52	239	3	= CONFIDENT
		9	0	9	4	= UNSURE
		4	1	5	5	= DOUBTFUL
						= VERY DOUBTFUL
475-476	H_5_C	23	5	28	-8	CONFIDENCE RATE IN R'S OVERALL INTERVIEW
		241	101	342	1	= MISSING
		384	136	520	2	= VERY CONFIDENT
		123	19	142	3	= CONFIDENT
		9	0	9	4	= UNSURE
		6	1	7	5	= DOUBTFUL
						= VERY DOUBTFUL
477-478	H_6	52	9	61	-8	ANYTHING ESSENTIAL/INTERPRET/UNDERSTAND
		182	51	213	1	= MISSING
		562	200	762	2	= YES
		10	2	12	3	= NO
						= EDITED YES



COLUMN LOCATION	VARIABLE NAME	DC	NON-DC	TOTAL	CODE	VARIABLE LABEL AND CODE VALUE
479-480	H_6_SP					ANYTHING ESSENTIAL/INTERPRET/UNDERSTAND SPECIFY
		614	209	823	-9	= LEGITIMATE SKIP
		8	2	10	-8	= MISSING
		14	5	19	11	= INTERVIEWER COMPLETED THE DRUG USE ANSWER SHEETS
		11	7	18	12	= OTHERS PRESENT DURING THE INTERVIEW
		4	3	7	13	= DIFFICULT LABOR
		44	0	44	14	= INDICATION THAT RESPONDENT USED DRUGS
		3	1	4	15	= BABY ILL (OR DIED)
		16	5	21	16	= RESPONDENT MAY NOT HAVE UNDERSTOOD THE QUESTIONS
		16	2	18	17	= MOTHER HAD OTHER MEDICAL/PSYCHOL PROBLEMS
		5	5	10	18	= RESPONDENT LEERY, RELUCTANT, OR QUESTIONED CONFIDENCE
		51	23	74	19	= OTHER

**PART B: MOTHER'S ABSTRACT**

COLUMN LOCATION	VARIABLE NAME	DC	NON-DC	TOTAL	CODE	VARIABLE LABEL AND CODE VALUE
481-482	MCOMP MN					TIME TO COMPLETE MINUTES RANGE = 4 - 75
		4	1	5	-8	= MISSING
		247	86	333	-1	= NO ABSTRACT DATA
		1	0	1	4	
		28	16	44	5	
		2	1	3	6	
		5	0	5	7	
		4	1	5	8	
		7	3	10	9	
		67	23	90	10	
		10	6	16	11	
		34	3	37	12	
		24	3	27	13	
		12	2	14	14	
		68	19	87	15	
		13	0	13	16	
		17	4	21	17	
		14	3	17	18	
		8	1	9	19	
		74	36	110	20	
		5	2	7	21	
		4	2	6	22	
		5	3	8	23	
		2	0	2	24	
		46	17	63	25	
		1	0	1	27	
		1	0	1	28	
		36	16	52	30	
		1	2	3	32	
		2	1	3	33	
		1	0	1	34	
		19	5	24	35	
		1	0	1	37	
		1	0	1	38	
		13	1	14	40	
		1	0	1	41	
		6	1	7	45	
		0	2	2	55	
		0	2	2	60	

COLUMN LOCATION	VARIABLE NAME	DC	NON-DC	TOTAL	CODE	VARIABLE LABEL AND CODE VALUE
	MCOMP MN					TIME TO COMPLETE MINUTES (CONTINUED)
		1	0	1	65	
		1	0	1	75	
483-484	XMOMAGE					MOTHER'S AGE CALCULATED FROM ABSTRACT
		18	1	19	-8	= MISSING
		247	86	333	-1	= NO ABSTRACT DATA
		1	0	1	13	
		7	0	7	14	
		7	2	9	15	
		9	1	10	16	
		24	3	27	17	
		22	2	24	18	
		28	9	37	19	
		40	3	43	20	
		36	7	43	21	
		37	6	43	22	
		24	6	30	23	
		37	5	42	24	
		30	13	43	25	
		34	8	42	26	
		15	6	21	27	
		26	13	39	28	
		24	12	36	29	
		20	4	24	30	
		15	5	20	31	
		15	13	28	32	
		16	16	32	33	
		5	15	20	34	
		20	8	28	35	
		6	8	14	36	
		8	7	15	37	
		4	0	4	38	
		5	0	5	39	
		4	3	7	40	
		1	0	1	42	
		1	0	1	43	
485-486	M2RACE					RACE
		15	2	17	-8	= MISSING
		247	86	333	-1	= NO ABSTRACT DATA
		32	53	85	1	= WHITE
		467	104	571	2	= BLACK/AFRICAN AMERICAN
		2	5	7	3	= ASIAN/PACIFIC ISLANDER
		0	0	0	4	= ALEUT/ESKIMO/AMERICAN INDIAN
		23	12	35	8	= OTHER (SPECIFY)
487-488	M2_OTH					OTHER RACE SPECIFIED
		516	164	680	-9	= LEGITIMATE SKIP
		2	2	4	-8	= MISSING
		247	86	333	-1	= NO ABSTRACT DATA
		2	0	2	10	= LATINO/LATIN AMERICAN
		1	0	1	11	= SPANISH
		0	1	1	12	= FILIPINO
		18	9	27	13	= HISPANIC
489-490	XM3ADM					DAYS BETWEEN HOSPITAL ADMISSION AND DELIVERY
		3	0	3	-5	= DATA OUT OF RANGE
		249	86	335	-1	= NO ABSTRACT DATA
		355	114	469	0	

COLUMN LOCATION	VARIABLE NAME	DC	NON-DC	TOTAL	CODE	VARIABLE LABEL AND CODE VALUE
	XM3ADM					DAYS BETWEEN HOSPITAL ADMISSION AND DELIVERY (CONTINUED)
		130	48	178	1	
		23	3	26	2	
		10	2	12	3	
		4	0	4	4	
		1	1	2	5	
		2	0	2	6	
		1	1	2	7	
		2	1	3	8	
		2	1	3	9	
		0	2	2	10	
		2	0	2	11	
		1	0	1	12	
		0	2	2	13	
		1	0	1	14	
		0	1	1	23	
491-492	M4PAY					METHOD OF PAYMENT
		26	13	39	-8	= MISSING
		247	86	333	-1	= NO ABSTRACT DATA
		114	114	228	1	= PRIVATE INSURANCE/HMO
		283	26	309	2	= MEDICAID/MEDICAID HMO
		92	17	109	3	= SELF - PAID BY PATIENT/RELATIVE
		6	0	6	4	= STATE OR LOCAL ASSISTANCE
		18	6	24	8	= OTHER
493-497	M5_01A					DISCHARGE DIAGNOSIS 01A DATA IN FILE ARE IN SINGLE UNITS; GROUPING IS DONE FOR CODEBOOK ONLY
		247	86	333	-1	= NO ABSTRACT DATA
		3	0	3	63000-63999	
		228	54	282	64000-64999	
		162	56	218	65000-65999	
		142	63	205	66000-69999	
		0	1	1	70000-79999	
		4	2	6	V0000-V9999	
498-502	M5_02A					DISCHARGE DIAGNOSIS 02A DATA IN FILE ARE IN SINGLE UNITS; GROUPING IS DONE FOR CODEBOOK ONLY
		7	2	9	-9	= LEGITIMATE SKIP
		247	86	333	-1	= NO ABSTRACT DATA
		4	0	4	01000-09999	
		4	1	5	20000-29999	
		14	0	14	30000-39999	
		1	1	2	40000-49999	
		1	0	1	50000-59999	
		2	3	5	61000-63999	
		93	34	127	64000-64999	
		88	36	124	65000-65999	
		80	31	111	66000-66999	
		6	0	6	67000-69999	
		16	3	19	70000-79999	
		223	65	288	V0000-V9999	
503-507	M5_03A					DISCHARGE DIAGNOSIS 03A DATA IN FILE ARE IN SINGLE UNITS; GROUPING IS DONE FOR CODEBOOK ONLY
		175	60	235	-9	= LEGITIMATE SKIP
		247	86	333	-1	= NO ABSTRACT DATA

COLUMN LOCATION	VARIABLE NAME	DC	NON-DC	TOTAL	CODE	VARIABLE LABEL AND CODE VALUE
	M5_03A					DISCHARGE DIAGNOSIS 03A (CONTINUED)
		7	0	7	01000-09999	
		5	0	5	10000-19999	
		13	3	16	20000-29999	
		7	0	7	30000-39999	
		3	2	5	40000-49999	
		2	0	2	50000-59999	
		1	0	1	61000-61999	
		67	14	81	64000-64999	
		66	23	89	65000-65999	
		41	26	67	66000-66999	
		2	2	4	67000-69999	
		5	1	6	70000-79999	
		145	45	190	V0000-V9999	
508-512	M5_04A					DISCHARGE DIAGNOSIS 04A DATA IN FILE ARE IN SINGLE UNITS; GROUPING IS DONE FOR CODEBOOK ONLY
		299	102	401		-9 = LEGITIMATE SKIP
		247	86	333		-1 = NO ABSTRACT DATA
		4	0	4	01000-09999	
		2	1	3	10000-19999	
		11	2	13	20000-29999	
		14	1	15	30000-39999	
		1	0	1	40000-49999	
		4	1	5	50000-59999	
		2	0	2	62000-62999	
		51	12	63	64000-64999	
		32	17	49	65000-65999	
		26	9	35	66000-66999	
		4	3	7	67000-69999	
		2	1	3	70000-79999	
		1	0	1	90000-99999	
		86	27	113	V0000-V9999	
513-517	M5_05A					DISCHARGE DIAGNOSIS 05A DATA IN FILE ARE IN SINGLE UNITS; GROUPING IS DONE FOR CODEBOOK ONLY
		379	125	504		-9 = LEGITIMATE SKIP
		247	86	333		-1 = NO ABSTRACT DATA
		10	2	12	01000-09999	
		3	0	3	10000-19999	
		16	6	22	20000-29999	
		8	0	8	30000-39999	
		2	0	2	40000-49999	
		0	1	1	50000-59999	
		26	3	29	61000-64999	
		18	6	24	65000-65999	
		11	6	17	66000-69999	
		6	1	7	70000-79999	
		2	0	2	90000-99999	
		1	0	1	E0000-E9999	
		57	26	83	V0000-V9999	
518-522	M5_06A					DISCHARGE DIAGNOSIS 06A DATA IN FILE ARE IN SINGLE UNITS; GROUPING IS DONE FOR CODEBOOK ONLY
		425	149	574		-9 = LEGITIMATE SKIP
		247	86	333		-1 = NO ABSTRACT DATA
		5	0	5	01000-09999	
		3	0	3	10000-19999	

COLUMN LOCATION	VARIABLE NAME	DC	NON-DC	TOTAL	CODE	VARIABLE LABEL AND CODE VALUE
	M5_06A					DISCHARGE DIAGNOSIS 06A (CONTINUED)
		7	1	8	20000-29999	
		11	1	12	30000-39999	
		1	0	1	50000-59999	
		13	0	13	61000-64999	
		10	4	14	65000-65999	
		13	4	17	66000-69999	
		3	0	3	70000-79999	
		48	17	65	V0000-V9999	
523-527	M5_07A					DISCHARGE DIAGNOSIS 07A DATA IN FILE ARE IN SINGLE UNITS; GROUPING IS DONE FOR CODEBOOK ONLY
		465	163	628		-9 = LEGITIMATE SKIP
		247	86	333		-1 = NO ABSTRACT DATA
		8	1	9	01000-09999	
		1	0	1	10000-19999	
		6	0	6	20000-29999	
		4	0	4	30000-39999	
		1	0	1	40000-49999	
		3	0	3	50000-59999	
		18	4	22	60000-69999	
		2	0	2	70000-79999	
		31	8	39	V0000-V9999	
528-532	M5_08A					DISCHARGE DIAGNOSIS 08A DATA IN FILE ARE IN SINGLE UNITS; GROUPING IS DONE FOR CODEBOOK ONLY
		490	170	660		-9 = LEGITIMATE SKIP
		247	86	333		-1 = NO ABSTRACT DATA
		2	0	2	01000-09999	
		1	0	1	10000-19999	
		4	0	4	20000-29999	
		4	0	4	30000-39999	
		9	2	11	60000-69999	
		1	0	1	70000-79999	
		1	2	3	90000-99999	
		27	2	29	V0000-V9999	
533-537	M5_09A					DISCHARGE DIAGNOSIS 09A DATA IN FILE ARE IN SINGLE UNITS; GROUPING IS DONE FOR CODEBOOK ONLY
		514	172	686		-9 = LEGITIMATE SKIP
		247	86	333		-1 = NO ABSTRACT DATA
		2	0	2	01000-09999	
		1	0	1	10000-19999	
		4	0	4	30000-39999	
		8	3	11	60000-69999	
		0	1	1	70000-79999	
		10	0	10	V0000-V9999	
538-542	M5_10A					DISCHARGE DIAGNOSIS 10A DATA IN FILE ARE IN SINGLE UNITS; GROUPING IS DONE FOR CODEBOOK ONLY
		522	172	694		-9 = LEGITIMATE SKIP
		247	86	333		-1 = NO ABSTRACT DATA
		1	0	1	20000-29999	
		1	0	1	60000-69999	
		15	4	19	V0000-V9999	

COLUMN LOCATION	VARIABLE NAME	DC	NON-DC	TOTAL	CODE	VARIABLE LABEL AND CODE VALUE
543-544	XM6DIS					DAYS BETWEEN HOSPITAL ADMISSION AND DISCHARGE
		247	86	333	-1	NO ABSTRACT DATA
		2	1	3	0	
		130	28	158	1	
		194	75	269	2	
		68	23	91	3	
		78	21	99	4	
		33	15	48	5	
		13	1	14	6	
		7	4	11	7	
		2	1	3	8	
		2	0	2	9	
		1	0	1	10	
		0	1	1	11	
		2	1	3	12	
		1	0	1	13	
		3	2	5	14	
		0	2	2	15	
		1	0	1	16	
		1	0	1	17	
		0	1	1	28	
		1	0	1	35	
545-546	M7DISPO					DISPOSITION AT DISCHARGE
		3	0	3	-8	MISSING
		247	86	333	-1	NO ABSTRACT DATA
		529	176	705	1	SENT HOME
		0	0	0	2	TRANSFERRED TO OTHER HOSPITAL
		0	0	0	3	MATERNAL DEATH
		7	0	7	8	OTHER
547-548	M8REFER					REFERRED FOR SUBS. ABUSE TREATMENT DURING THIS DAY
		352	112	464	-8	MISSING
		247	86	333	-1	NO ABSTRACT DATA
		14	0	14	1	YES
		173	64	237	2	NO
549-550	M8_OTH					OTHER DRUG OR SUBSTANCE SPECIFIED
		525	176	701	-9	LEGITIMATE SKIP
		7	0	7	-8	MISSING
		247	86	333	-1	NO ABSTRACT DATA
		6	0	6	10	COCAINE
		1	0	1	11	CRACK
551-552	M9LABOR					LABOR INDUCED
		1	0	1	-8	MISSING
		247	86	333	-1	NO ABSTRACT DATA
		77	31	108	1	YES
		461	145	606	2	NO
553-554	M10DEL					TYPE OF DELIVERY
		247	86	333	-1	NO ABSTRACT DATA
		407	116	523	1	VAGINAL DELIVERY
		29	11	40	2	CESAREAN SECTION, PLANNED
		90	39	129	3	CESAREAN SECTION, EMERGENCY
		7	7	14	4	CESAREAN SECTION, UNSPECIFIED
		6	3	9	8	OTHER

COLUMN LOCATION	VARIABLE NAME	DC	NON-DC	TOTAL	CODE	VARIABLE LABEL AND CODE VALUE
555-556	M11ANEM					CHRONIC DISEASES: ANEMIA
		164	40	204		-8 = MISSING
		247	86	333		-1 = NO ABSTRACT DATA
		83	27	110		1 = YES
		292	109	401		2 = NO
557-558	M12GES					CHRONIC DISEASES: GESTATIONAL DIABETES
		112	22	134		-8 = MISSING
		247	86	333		-1 = NO ABSTRACT DATA
		17	16	33		1 = YES
		410	138	548		2 = NO
559-560	M13DIA					CHRONIC DISEASES: OTHER DIABETES
		95	21	116		-8 = MISSING
		247	86	333		-1 = NO ABSTRACT DATA
		9	4	13		1 = YES
		435	151	586		2 = NO
561-562	M14HRT					CHRONIC DISEASES: HEART/CARDIAC PROBLEMS
		102	24	126		-8 = MISSING
		247	86	333		-1 = NO ABSTRACT DATA
		9	3	12		1 = YES
		428	149	577		2 = NO
563-564	M15HIV					CHRONIC DISEASES: HIV/AIDS
		167	64	231		-8 = MISSING
		247	86	333		-1 = NO ABSTRACT DATA
		10	1	11		1 = YES
		362	111	473		2 = NO
565-566	M16HYP					CHRONIC DISEASES: HYPERTENSION
		85	21	106		-8 = MISSING
		247	86	333		-1 = NO ABSTRACT DATA
		26	10	36		1 = YES
		428	145	573		2 = NO
567-568	M17SKL					CHRONIC DISEASES: SICKLE CELL DISEASE OR ANEMIA
		223	89	312		-8 = MISSING
		247	86	333		-1 = NO ABSTRACT DATA
		16	3	19		1 = YES
		300	84	384		2 = NO
569-570	M18STD					CHRONIC DISEASES: STD
		57	14	71		-8 = MISSING
		247	86	333		-1 = NO ABSTRACT DATA
		159	19	178		1 = YES
		323	143	466		2 = NO
571-572	M19ACAF					SUBSTANCE/ILICIT DRUGS DURING THIS PREG.: CAFFEINE
		523	156	679		-8 = MISSING
		247	86	333		-1 = NO ABSTRACT DATA
		5	13	18		1 = YES
		11	7	18		2 = NO
573-574	M19BTOB					SUBSTANCE/ILICIT DRUGS DURING THIS PREG.: TOBACCO
		50	6	56		-8 = MISSING
		247	86	333		-1 = NO ABSTRACT DATA

COLUMN LOCATION	VARIABLE NAME	DC	NON-DC	TOTAL	CODE	VARIABLE LABEL AND CODE VALUE
	M19BTOB					SUBSTANCE/ILICIT DRUGS DURING THIS PREG.: TOBACCO (CONTINUED)
		142	20	162		1 = YES
		347	150	497		2 = NO
575-576	M19CMAR					SUBSTANCE/ILICIT DRUGS DURING THIS PREG.: MARIJUANA
		95	8	103		-8 = MISSING
		247	86	333		-1 = NO ABSTRACT DATA
		22	2	24		1 = YES
		422	166	588		2 = NO
577-578	M19DALC					SUBSTANCE/ILICIT DRUGS DURING THIS PREG.: ALCOHOL
		66	7	73		-8 = MISSING
		247	86	333		-1 = NO ABSTRACT DATA
		81	17	98		1 = YES
		392	152	544		2 = NO
579-580	M19EAMP					SUBSTANCE/ILICIT DRUGS DURING THIS PREG.: METHAMPHETAMINES
		135	17	152		-8 = MISSING
		247	86	333		-1 = NO ABSTRACT DATA
		0	0	0		1 = YES
		404	159	563		2 = NO
581-582	M19FHER					SUBSTANCE/ILICIT DRUGS DURING THIS PREG.: HEROIN
		165	21	186		-8 = MISSING
		247	86	333		-1 = NO ABSTRACT DATA
		6	0	6		1 = YES
		368	155	523		2 = NO
583-584	M19GOPI					SUBSTANCE/ILICIT DRUGS DURING THIS PREG.: OPIATES, OTHER
		133	18	151		-8 = MISSING
		247	86	333		-1 = NO ABSTRACT DATA
		3	0	3		1 = YES
		403	158	561		2 = NO
585-586	M19HMET					SUBSTANCE/ILICIT DRUGS DURING THIS PREG.: METHADONE
		198	33	231		-8 = MISSING
		247	86	333		-1 = NO ABSTRACT DATA
		1	0	1		1 = YES
		340	143	483		2 = NO
587-588	M19ICRK					SUBSTANCE/ILICIT DRUGS DURING THIS PREG.: CRACK
		73	6	79		-8 = MISSING
		247	86	333		-1 = NO ABSTRACT DATA
		53	1	54		1 = YES
		413	169	582		2 = NO
589-590	M19JCOC					SUBSTANCE/ILICIT DRUGS DURING THIS PREG.: OTHER COCAINE
		68	6	74		-8 = MISSING
		247	86	333		-1 = NO ABSTRACT DATA
		76	3	79		1 = YES
		395	167	562		2 = NO



COLUMN LOCATION	VARIABLE NAME	DC	NON-DC	TOTAL	CODE	VARIABLE LABEL AND CODE VALUE
591-592	M19KPCP					SUBSTANCE/ILLCIT DRUGS DURING THIS PREG.: PCP
		99	7	106		-8 = MISSING
		247	86	333		-1 = NO ABSTRACT DATA
		8	0	8		1 = YES
		432	169	601		2 = NO
593-594	M20EVID					EVIDENCE OF URINE TOXICOLOGY SCREENS DONE OR ORDERED
		247	86	333		-1 = NO ABSTRACT DATA
		266	37	303		1 = YES
		273	139	412		2 = NO
595-596	M21ARSLT					RESULTS OF DRUG TESTED: MARIJUANA
		273	139	412		-9 = LEGITIMATE SKIP
		40	7	47		-8 = MISSING
		247	86	333		-1 = NO ABSTRACT DATA
		3	0	3		1 = CONFIRMED POSITIVE
		223	30	253		2 = NEGATIVE
597-598	M21BRSLT					RESULTS OF DRUG TESTED: COCAINE
		273	139	412		-9 = LEGITIMATE SKIP
		28	1	29		-8 = MISSING
		247	86	333		-1 = NO ABSTRACT DATA
		55	3	58		1 = CONFIRMED POSITIVE
		183	33	216		2 = NEGATIVE
599-600	M21CRSLT					RESULTS OF DRUG TESTED: OPIATES
		273	139	412		-9 = LEGITIMATE SKIP
		34	2	36		-8 = MISSING
		247	86	333		-1 = NO ABSTRACT DATA
		7	0	7		1 = CONFIRMED POSITIVE
		225	35	260		2 = NEGATIVE
601-602	M21DRSLT					RESULTS OF DRUG TESTED: AMPHETAMINES
		273	139	412		-9 = LEGITIMATE SKIP
		39	5	44		-8 = MISSING
		247	86	333		-1 = NO ABSTRACT DATA
		0	0	0		1 = CONFIRMED POSITIVE
		227	32	259		2 = NEGATIVE
603-604	M21ERSLT					RESULTS OF DRUG TESTED: PCP
		273	139	412		-9 = LEGITIMATE SKIP
		45	5	50		-8 = MISSING
		247	86	333		-1 = NO ABSTRACT DATA
		2	0	2		1 = CONFIRMED POSITIVE
		219	32	251		2 = NEGATIVE
605-606	MBOXA_A1					NUMBER OF INFANT PART II FORMS ACCOMPANYING THIS FORM RANGE = 0 - 2
		247	86	333		-1 = NO ABSTRACT DATA
		1	0	1		0
		516	160	676		1
		22	16	38		2
607-608	MBOXA_A2					WAS PRENATAL RECORD A PART OF THE MOTHER'S CHART
		2	1	3		-8 = MISSING
		247	86	333		-1 = NO ABSTRACT DATA

COLUMN LOCATION	VARIABLE NAME	DC	NON-DC	TOTAL	CODE	VARIABLE LABEL AND CODE VALUE
	MBOXA_A2					WAS PRENATAL RECORD A PART OF THE MOTHER'S CHART (CONTINUED)
		259	125	384		1 = YES
		278	50	328		2 = NO
609-610	MSPECPRO					DESCRIBE ANY SPECIAL PROBLEM IN COMPLETING ABSTRACTION
		247	86	333		-1 = NO ABSTRACT DATA
		201	82	283		1 = YES, THERE WERE SPECIAL PROBLEMS
		338	94	432		2 = NO, THERE AREN'T ANY SPECIAL PROBLEMS
611-612	M5CNTR					DISCHARGE DIAGNOSIS COUNTER RANGE = 1 - 10
		247	86	333		-1 = NO ABSTRACT DATA
		7	2	9		1
		168	58	226		2
		124	42	166		3
		80	23	103		4
		46	24	70		5
		39	14	53		6
		26	7	33		7
		24	2	26		8
		8	0	8		9
		17	4	21		10

**PART C: CREATED VARIABLES**

613-614	A_EDUC					ADULT EDUCATION
		46	6	52		-9 = LEGITIMATE SKIP
		2	0	2		-8 = MISSING
		236	18	254		1 = LESS THAN HIGH SCHOOL
		309	87	396		2 = HIGH SCHOOL GRADUATE
		104	61	165		3 = SOME COLLEGE
		89	90	179		4 = COLLEGE GRADUATE
615-616	AGE					MOTHER'S AGE GROUP
		1	0	1		-8 = MISSING
		1	0	1		-7 = ITEM REFUSAL
		1	1	2		-5 = DATA OUT OF RANGE
		46	6	52		1 = 12 - 17 YEARS
		350	64	414		2 = 18 - 25 YEARS
		292	140	432		3 = 26 - 34 YEARS
		95	51	146		4 = 35+ YEARS
617-618	AGE_YR					MOTHER'S AGE CALCULATED FROM YEAR ONLY RANGE = 14 - 43
		1	1	2		-8 = MISSING
		1	0	1		-7 = ITEM REFUSAL
		1	2	3		-5 = DATA OUT OF RANGE
		7	1	8		14
		4	2	6		15
		12	1	13		16
		23	2	25		17
		31	5	36		18
		29	9	38		19
		51	8	59		20
		54	5	59		21
		54	14	68		22
		44	4	48		23
		39	9	48		24

COLUMN LOCATION	VARIABLE NAME	DC	NON-DC	TOTAL	CODE	VARIABLE LABEL AND CODE VALUE
	AGE_YR					MOTHER'S AGE CALCULATED FROM YEAR ONLY (CONTINUED)
		48	10	58	25	
		36	16	52	26	
		49	12	61	27	
		33	15	48	28	
		43	17	60	29	
		31	10	41	30	
		30	14	44	31	
		24	17	41	32	
		21	16	37	33	
		25	22	47	34	
		27	13	40	35	
		22	13	35	36	
		14	8	22	37	
		10	5	15	38	
		7	2	9	39	
		11	9	20	40	
		2	0	2	41	
		1	0	1	42	
		1	0	1	43	
619-627	ALC_AMT					AMT ALCOHOL USED DURING PREGNANCY, IN OUNCES TOP CODE 547 FOR ALL RESPONSES > 546 ALL OTHER DATA IN FILE ARE IN SINGLE UNITS; GROUPING IS DONE FOR CODEBOOK ONLY
		73	20	93	-8 = MISSING	
		569	200	769	0	
		144	42	186	3.5-547 = NUMBER OF OUNCES	
628-629	ALC_AMT3					AMOUNT OF ALCOHOL USE DURING PREGNANCY 1 = NONE 2 = UP TO 0.5 DRINK PER DAY 3 = 1/2 TO 1 DRINK PER DAY 4 = UNKNOWN
		632	234	866		
		29	1	30		
		15	1	16		
		110	25	136		
630-631	ALC_CAT					CATEGORY OF ALCOHOL USE DURING PREGNANCY -8 = MISSING 1 = NO ALCOHOL USE DURING PREGNANCY 2 = LIGHT ALCOHOL USE DURING PREGNANCY 3 = MODERATE/HEAVY ALCOHOL USE DURING PREGNANCY
		71	19	90		
		569	200	769		
		130	42	172		
		16	1	17		
632-640	ALC_DAY					NUMBER OF DAYS DRANK DURING PREGNANCY DATA IN FILE ARE IN SINGLE UNITS; GROUPING IS DONE FOR CODEBOOK ONLY
		78	15	93	-8 = MISSING	
		532	194	726	0	
		176	53	229	3.4-280 = NUMBER OF DAYS	
641-642	ALCFLAG					ALCOHOL USE EVER -8 = MISSING 0 = NO 1 = YES (1 <= C_7 <= 0)
		26	7	33		
		281	61	342		
		479	194	673		
643-644	ALCMON					ALCOHOL USE PAST MONTH -8 = MISSING 0 = NO 1 = YES (1 <= C_7 <= 2)
		26	7	33		
		655	231	886		
		105	24	129		

COLUMN LOCATION	VARIABLE NAME	DC	NON-DC	TOTAL	CODE	VARIABLE LABEL AND CODE VALUE
645-646	ALCPREG	26 550 210	7 198 57	33 748 267		ALCOHOL USE DURING PREGNANCY -8 = MISSING 0 = NO 1 = YES (1 <= C_8)
647-648	ALCYR	26 452 308	7 144 111	33 596 419		ALCOHOL USE PAST 12 MONTHS -8 = MISSING 0 = NO 1 = YES (1 <= C_7 <= 5 OR C_7=8)
649-650	ANYBWG	6 19 446 81 81 153	262 0 0 0 0 0	268 19 446 81 81 153		LOWEST BW/GEST AGE FOR EITHER BABY RESIDE=1 -8 = MISSING -4 = DON'T KNOW 1 = NORMAL BIRTHWEIGHT, TERM 2 = NORMAL BIRTHWEIGHT, PRETERM 3 = LOW BIRTHWEIGHT, TERM 4 = LOW BIRTHWEIGHT, PRETERM
651-652	ANYBWT	2 541 194 49	262 0 0 0	264 541 194 49		LOWEST BIRTHWEIGHT CATEGORY, EITHER BABY RESIDE=1 -8 = MISSING 1 = NORMAL (>= 2500 GRAMS) 2 = INTERMEDIATE LBW (>=1500 GRAMS AND <2500 GRAMS) 3 = VERY LOW (< 1500 GRAMS)
653-654	ANYCARE	664 122	250 12	914 134		PRENATAL CARE 1 = ANY PRENATAL CARE 2 = LATE OR NO PRENATAL CARE
655-656	ANYFLAG	5 493 288	0 186 76	5 679 364		ANY ILLICIT DRUG USE EVER -8 = MISSING 0 = NO (MRJFLAG CRKFLAG COCFLAG HERFLAG STMFLAG STAFFLAG NE 1) 1 = YES (any of MRJFLAG CRKFLAG COCFLAG HERFLAG STMFLAG STAFFLAG=1)
657-658	ANYMON	5 704 77	0 259 3	5 963 80		ANY ILLICIT DRUG USE PAST MONTH -8 = MISSING 0 = NO (MRJMON, CRKMON, COCMON, HERMON, STMMON and STAMON NE 1) 1 = YES (any of MRJMON, CRKMON, COCMON, HERMON, STMMON, STAMON =1)
659-660	ANYPREG	640 146	255 7	895 153		ANY ILLICIT DRUG USE DURING PREGNANCY 0 = NO (MRJPREG CRKPREG COCPREG HERPREG STMPREG STAPREG NE 1) 1 = YES (any of MRJPREG CRKPREG COCPREG HERPREG STMPREG STAPREG=1)
661-662	ANYYR	5 628 153	0 254 8	5 882 161		ANY ILLICIT DRUG USE PAST 12 MONTHS -8 = MISSING 0 = NO (MRJYR, CRKYR, COCYR, HERYR, STMYR, STAYR ne 1) 1 = YES (any of MRJYR, CRKYR, COCYR, HERYR, STMYR, STAYR=1)
663-670	AV_ETHAN	110	26	136		AVG DAILY ETHANOL INTAKE DURING PREGNANCY IN OZ -8 = MISSING

COLUMN LOCATION	VARIABLE NAME	DC	NON-DC	TOTAL	CODE	VARIABLE LABEL AND CODE VALUE
	AV_ETHAN					AVG DAILY ETHANOL INTAKE DURING PREGNANCY IN OZ (CONTINUED)
		632	234	866		0
		29	1	30		0.33
		4	0	4		0.67
		5	0	5		1
		4	0	4		1.33
		1	0	1		1.67
		1	0	1		2.67
		0	1	1		3
671-672	BIRTHWT					BIRTHWEIGHT CLASS
		2	0	2		-8 = MISSING
		545	228	773		1 = NORMAL (>= 2500 GRAMS)
		190	25	215		2 = INTERMEDIATE LBW (>=1500 GRAMS AND <2500 GRAMS)
		48	9	58		3 = VERY LOW (< 1500 GRAMS)
673-674	BW_GEST					COMBINED BIRTHWEIGHT/GESTATIONAL AGE
		1	3	4		-8 = LEGITIMATE SKIP
		6	1	7		-8 = MISSING
		19	4	23		-4 = MISSING
		448	205	653		1 = NORMAL BIRTHWEIGHT, TERM
		82	16	98		2 = NORMAL BIRTHWEIGHT, PRETERM
		79	5	84		3 = LOW BIRTHWEIGHT, TERM
		151	28	179		4 = LOW BIRTHWEIGHT, PRETERM
675-678	BWGRAMS					BIRTHWEIGHT IN GRAMS
		2	0	2		IF MISSING ON QX, SET TO BABY ABS IBWGRAMS
		49	9	58		DATA IN FILE ARE IN SINGLE UNITS; GROUPING IS
		190	25	215		DONE FOR CODEBOOK ONLY
		401	137	538		-8 = MISSING
		144	91	235		410-1499
						1500-2499
						2500-3499
						3500-4961
679-680	CIG_AMT					AMOUNT OF CIGARETTE USE
		6	5	11		-8 = MISSING
		539	220	759		1 = NONE
		209	33	242		2 = LESS THAN 1 PACK/DAY
		32	4	36		3 = 1 PACK/DAY OR MORE
681-682	CIGFLAG					CIGARETTE USE EVER
		356	11	467		0 = NO
		430	151	581		1 = YES (1 <= C_3 <= 9)
683-684	CIGMON					CIGARETTE USE PAST MONTH
		577	236	813		0 = NO
		209	26	235		1 = YES (1 <= C_3 <= 2)
685-686	CIGPREG					CIGARETTE USE DURING PREGNANCY
		539	220	759		0 = NO
		247	42	289		1 = YES (1 <= C_4 <= 8)
687-688	CIGYR					CIGARETTE USE PAST 12 MONTHS
		524	203	727		0 = NO
		262	59	321		1 = YES (1 <= C_3 <= 5 OR C_3=8)
689-690	COCFLAG					COCAINE-ANY USE EVER
		8	0	8		-8 = MISSING

COLUMN LOCATION	VARIABLE NAME	DC	NON-DC	TOTAL	CODE	VARIABLE LABEL AND CODE VALUE
	COCFLAG	600	243	843		COCAINE-ANY USE EVER (CONTINUED)
		178	19	197		0 = NO 1 = YES (1 <= C_21 <= 9)
691-692	COCMON	8	0	8		COCAINE-ANY PAST MONTH
		710	260	970		-8 = MISSING 0 = NO 1 = YES (1 <= C_21 <= 2)
		68	2	70		
693-694	COCPRG	9	0	9		COCAINE-ANY USE DURING PREGNANCY
		657	258	915		-8 = MISSING 0 = NO 1 = YES (1 <= C_22 <= 8)
		120	4	124		
695-696	COCYR	8	0	8		COCAINE-ANY USE PAST 12 MONTHS
		652	257	909		-8 = MISSING 0 = NO 1 = YES (1 <= C_21 <= 5, OR C_21=8)
		126	5	131		
697-698	COO_FRQ	16	0	16		FREQUENCY OF COCAINE OTHER THAN CRACK USE
		731	261	992		-8 = MISSING 1 = NONE 2 = LESS THAN WEEKLY 3 = WEEKLY OR MORE
		22	0	22		
		17	1	18		
699-700	COOFLAG	9	0	9		COCAINE-OTHER THAN CRACK USE EVER
		658	244	902		-8 = MISSING 0 = NO 1 = YES (1 <= C_21 <= 9)
		119	18	137		
701-702	COOMON	9	0	9		COCAINE-OTHER PAST MONTH
		758	261	1019		-8 = MISSING 0 = NO 1 = YES (1 <= C_21 <= 2)
		19	1	20		
703-704	COOPREG	12	0	12		COCAINE-OTHER THAN CRACK USE DURING PREGNANCY
		731	261	992		-8 = MISSING 0 = NO 1 = YES (1 <= C_22 <= 8)
		43	1	44		
705-706	COOYR	9	0	9		COCAINE-OTHER THAN CRACK USE PAST 12 MONTHS
		727	261	988		-8 = MISSING 0 = NO 1 = YES (1 <= C_21 <= 5, OR C_21=8)
		50	1	51		
707-708	CONTRA	13	2	15		TYPE OF CONTRACEPTIVE USED
		2	2	4		-8 = MISSING -4 = DON'T KNOW 1 = NONE 2 = BIRTH CONTROL PILL 3 = CONDOM 4 = OTHER TYPE
		633	195	828		
		89	32	121		
		27	19	46		
		22	12	34		
709-710	CRK_FRQ	45	11	56		FREQUENCY OF CRACK USE
		642	248	890		-8 = MISSING 1 = NONE 2 = LESS THAN WEEKLY 3 = WEEKLY OR MORE
		48	2	50		
		51	1	52		

COLUMN LOCATION	VARIABLE NAME	DC	NON-DC	TOTAL	CODE	VARIABLE LABEL AND CODE VALUE
711-712	CRKFLAG					COCAINE-CRACK USE EVER
		38	11	49		-8 = MISSING
		613	247	860		0 = NO
		135	4	139		1 = YES (1 <= C_15 <= 9)
713-714	CRKMON					COCAINE-CRACK PAST MONTH
		38	11	49		-8 = MISSING
		683	250	933		0 = NO
		65	1	66		1 = YES (1 <= C_15 <= 2)
715-716	CRKPREG					COCAINE-CRACK USE DURING PREGNANCY
		37	11	48		-8 = MISSING
		642	248	890		0 = NO
		107	3	110		1 = YES (1 <= C_16 <= 8)
717-718	CRKYR					COCAINE-CRACK USE PAST 12 MONTHS
		38	11	49		-8 = MISSING
		638	247	885		0 = NO
		110	4	114		1 = YES (1 <= C_15 <= 5 OR C_15=8)
719-720	G3_GOV					ANY GOVERNMENT SOURCES OF INCOME
		388	42	430		1 = ANY GOVERNMENT SOURCE OF INCOME
		398	220	618		2 = NO GOVERNMENT SOURCE OF INCOME NOTED
721-722	G3_NONE					NO SOURCES OF INCOME
		102	50	152		1 = NO SOURCE OF INCOME
		684	212	896		2 = ANY SOURCE OF INCOME NOTED
723-724	G3_OTH					OTHER SOURCES OF INCOME
		103	27	130		1 = ANY OTHER SOURCE OF INCOME
		683	235	918		2 = NO OTHER SOURCE OF INCOME NOTED
725-726	GESTAGE					GESTATIONAL AGE/CLASS
		1	3	4		-9 = LEGITIMATE SKIP
		4	1	5		-8 = MISSING
		19	4	23		-4 = DON'T KNOW
		529	210	739		1 = TERM ( >= 37 WEEKS)
		233	44	277		2 = PRETERM ( < 37 WEEKS)
727-728	HERFLAG					HEROIN USE EVER
		35	13	48		-8 = MISSING
		726	249	975		0 = NO
		25	0	25		1 = YES (1 < C_26 <= 9)
729-730	HERMON					HEROIN PAST MONTH
		35	13	48		-8 = MISSING
		744	249	993		0 = NO
		7	0	7		1 = YES (1 <= C_26 <= 2)
731-732	HERPREG					HEROIN USE DURING PREGNANCY
		35	13	48		-8 = MISSING
		737	249	986		0 = NO
		14	0	14		1 = YES (1 <= C_27 <= 8)
733-734	HERYR					HEROIN USE PAST 12 MONTHS
		35	13	48		-8 = MISSING
		737	249	986		0 = NO
		14	0	14		1 = YES (1 <= C_26 <= 5 OR C_26=8)

COLUMN LOCATION	VARIABLE NAME	DC	NON-DC	TOTAL	CODE	VARIABLE LABEL AND CODE VALUE
735-736	HH_INC					TOTAL/ANNUAL/HOUSEHOLD/GROSS INCOME/1991-CATEGORICAL
		11	2	13	-8	= MISSING
		8	2	10	-7	= ITEM REFUSAL
		88	4	92	-4	= DON'T KNOW
		133	13	146	1	= UNDER \$5000
		181	27	208	2	= \$5000 - \$10,600
		139	30	169	3	= \$10601-\$19000
		93	38	131	4	= \$19001-\$30000
		70	59	129	5	= \$30001-\$50000
		63	87	150	6	= OVER \$50000
737-738	HH_SIZ18					PEOPLE LIVING WITH YOU UNDER 18-CATEGORICAL
		6	6	12	-8	= MISSING
		214	91	305	-5	= NO PEOPLE UNDER 18
		1	0	1	-4	= DON'T KNOW
		231	85	316	1	= 1 PEOPLE
		153	57	210	2	= 2 PEOPLE
		181	23	204	3	= 3 PEOPLE
		0	0	0	4	= 4 OR MORE PEOPLE
739-740	HH_SIZE					PEOPLE REGULARLY LIVING WITH YOU-CATEGORICAL
		7	0	7	-8	= MISSING
		1	0	1	-2	= RESPONSE ILLEGIBLE
		34	3	37	1	= 2 PEOPLE (INCLUDING MOTHER)
		204	81	285	2	= 3 PEOPLE
		201	85	286	3	= 4 PEOPLE
		140	53	193	4	= 5 PEOPLE
		189	40	239	5	= 6 OR MORE PEOPLE
741-742	HRDPRG					FREQUENCY OF CRACK OR OTHER COCAINE
		12	0	12	-8	= MISSING
		663	258	921	1	= NONE
		56	2	58	2	= LESS THAN WEEKLY
		55	2	57	3	= WEEKLY OR MORE
743-744	M_ANEMIA					ANEMIA IN MOTHER (ICD-9)
		247	86	333	-1	= NO ABSTRACT DATA
		60	14	74	1	= ANEMIA NOTED IN CHART
		479	162	641	2	= ANEMIA NOT NOTED IN CHART
745-746	M_DRUG					DRUG ABUSE IN MOTHER (ICD-9)
		247	86	333	-1	= NO ABSTRACT DATA
		60	2	62	1	= DRUG ABUSE NOTED IN CHART
		479	174	653	2	= DRUG ABUSE NOT NOTED IN CHART
747-748	M_FDIS					FETAL DISTRESS AFFECTING MOTHER (ICD-9)
		247	86	333	-1	= NO ABSTRACT DATA
		57	20	77	1	= FETAL DISTRESS NOTED IN CHART
		482	156	638	2	= FETAL DISTRESS NOT NOTED IN CHART
749-750	M_GUI					GENITOURINARY INFECTION IN MOTHER (ICD-9)
		247	86	333	-1	= NO ABSTRACT DATA
		26	6	32	1	= GENITOURINARY INFECTION NOTED IN CHART
		513	170	683	2	= GENITOURINARY INFECTION NOT NOTED IN CHART
751-752	M_HYPER					HYPERTENSION IN MOTHER (ICD-9)
		247	86	333	-1	= NO ABSTRACT DATA
		28	16	44	1	= HYPERTENSION NOTED IN CHART
		511	160	671	2	= HYPERTENSION NOT NOTED IN CHART



COLUMN LOCATION	VARIABLE NAME	DC	NON-DC	TOTAL	CODE	VARIABLE LABEL AND CODE VALUE
753-754	M_IPC	247 67 472	86 6 170	333 73 642		INSUFFICIENT PRENATAL CARE IN MOTHER (ICD-9) -1 = NO ABSTRACT DATA 1 = INSUFFICIENT PRENATAL CARE NOTED IN CHART 2 = INSUFFICIENT PRENATAL CARE NOT NOTED IN CHART
755-756	M_MENTAL	247 47 492	86 1 175	333 48 667		MENTAL DISORDER IN MOTHER (ICD-9) -1 = NO ABSTRACT DATA 1 = MENTAL DISORDER NOTED IN CHART 2 = MENTAL DISORDER NOT NOTED IN CHART
757-758	M_RUPT	247 51 488	86 15 161	333 66 649		PREMATURE RUPTURE OF MEMBRANES IN MOTH (ICD-9) -1 = NO ABSTRACT DATA 1 = PREMATURE RUPTURE OF MEMBRANES NOTED IN CHART 2 = PREMATURE RUPTURE OF MEMBRANES NOT NOTED IN CHART
759-760	M_VD	247 21 518	86 1 175	333 22 693		VENEREAL DISEASE IN MOTHER (ICD-9) -1 = NO ABSTRACT DATA 1 = VENEREAL DISEASE NOTED IN CHART 2 = VENEREAL DISEASE NOT NOTED IN CHART
761-762	MARITAL	1 1 1 588 165 30	0 0 0 89 162 11	1 1 1 677 327 41		MARITAL STATUS -8 = MISSING -7 = ITEM REFUSAL -6 = MULTIPLE RESPONSE 1 = SINGLE 2 = MARRIED 3 = WIDOWED/DIVORCED/SEPARATED
763-764	MET_PAY	9 1 100 528 91 57	2 0 112 56 71 21	11 1 212 584 162 78		METHOD OF PAYMENT FOR HOSPITAL STAY -8 = MISSING -7 = ITEM REFUSAL 1 = PRIVATE INSURANCE 2 = MEDICAID 3 = HMO 4 = OTHER OR UNKNOWN
765-766	MED_USE	1 296 489	0 107 155	1 403 644		ANTIBIOTICS USED DURING PREGNANCY -8 = MISSING 1 = ANTIBIOTIC USE DURING PREGNANCY 2 = NO ANTIBIOTIC USE DURING PREGNANCY
767-768	MRJ_FRQ	22 8 706 32 18	2 1 257 1 1	24 9 963 33 19		FREQUENCY OF MARIJUANA USE -8 = MISSING -5 = DATA OUT OF RANGE 1 = NONE 2 = LESS THAN WEEKLY 3 = WEEKLY OR MORE
769-770	MRJFLAG	11 531 244	2 191 69	13 722 313		MARIJUANA USE EVER -8 = MISSING 0 = NO 1 = YES (1 <= C_11 <= 9)
771-772	MRJMON	11 757 18	2 259 1	13 1016 19		MARIJUANA PAST MONTH -8 = MISSING 0 = NO 1 = YES (1 <= C_11 <= 2)

COLUMN LOCATION	VARIABLE NAME	DC	NON-DC	TOTAL	CODE	VARIABLE LABEL AND CODE VALUE
773-774	MRJPREG	12	1	13	-8	MARIJUANA USE DURING PREGNANCY -8 = MISSING
		8	1	9	-5	DATA OUT OF RANGE
		706	257	963	0	NO
		60	3	63	1	YES (1 <= C_12 <= 8)
775-776	MRJYR	11	2	13	-8	MARIJUANA USE PAST 12 MONTHS -8 = MISSING
		708	256	964	0	NO
		67	4	71	1	YES (1 <= C_11 <= 5 OR C_11=8)
777-778	NOMJFLAG	5	0	5	-8	ANY ILLICIT DRUG USE EXCEPT MJ - EVER -8 = MISSING
		595	236	831	0	NO (CRKFLAG, COCFLAG, HERFLAG, STMFLAG, STAFFLAG NE 1)
		186	26	212	1	YES (ANY CRKFLAG, COCFLAG, HERFLAG, STMFLAG, STAFFLAG=1)
779-780	NOMJMON	5	0	5	-8	ANY ILLICIT DRUG USE EXCEPT MJ - PAST MONTH -8 = MISSING
		711	259	970	0	NO (CRKMON, COCMON, HERMON, STMMON, STAMON NE 1)
		70	3	73	1	YES (ANY CRKMON, COCMON, HERMON, STMMON, STAMON =1)
781-782	NOMJPREG	661	257	918	0	ANY ILLICIT DRUG USE EXCEPT MJ - PREGNANCY 0 = NO (ANY CRKPREG, COCPREG, HERPREG, STMPREG, STAPREG NE 1)
		125	5	130	1	YES (ANY CRKPREG, COCPREG, HERPREG, STMPREG, STAPREG =1)
783-784	NOMJYR	5	0	5	-8	ANY ILLICIT DRUG USE EXCEPT MJ - PAST 12 MONTHS -8 = MISSING
		651	256	907	0	NO (ANY CRKYR, COCYR, HERYR, STMYR, STAYR NE 1)
		130	6	136	1	YES (ANY CRKYR, COCYR, HERYR, STMYR, STAYR = 1)
785-786	PARITY	12	2	14	-8	NUMBER OF PREVIOUS LIVE BIRTHS (FROM #) -8 = MISSING
		253	109	362	1	NO PRE
		230	80	310	2	ONE PF
		291	71	362	3	TWO O'
787-794	PDRINK	57	10	67	-8	PROB# -8 = MISSING
		550	198	748	0	
		88	39	127	0.02	
		36	6	42	0.1	
		34	8	42	0.21	
		10	0	10	0.64	
		11	1	12	1	
795-796	PN_CARE	64	5	69	1	WHERE RECEIVED MATERNAL CARE 1 = NO PRENATAL CARE
		134	131	265	2	PRIVATE MD
		66	47	113	3	HMO
		313	64	377	4	HOSPITAL OUTPATIENT CLINIC

COLUMN LOCATION	VARIABLE NAME	DC	NON-DC	TOTAL	CODE	VARIABLE LABEL AND CODE VALUE
	PN_CARE					WHERE RECEIVED MOST PRENATAL CARE (CONTINUED)
		178	13	191		5 = HEALTH DEPT/COMMUNITY CLINIC
		31	2	33		6 = OTHER OR UNKNOWN FACILITY
797-798	PN_NUM					NUMBER OF PRENATAL VISITS
		64	5	69		1 = NO PRENATAL CARE
		235	32	267		2 = LESS THAN ONCE/MONTH
		406	181	587		3 = AT LEAST ONCE/MONTH, BUT NOT MORE
		57	42	99		4 = TWICE/MONTH OR MORE
		24	2	26		5 = UNKNOWN NUMBER OF VISITS
799-800	PN_TRI					TRIMESTER OF FIRST PRENATAL VISIT
		64	5	69		-9 = LEGITIMATE SKIP
		13	2	15		-8 = MISSING
		4	2	6		-5 = DATA OUT OF RANGE
		13	4	17		-4 = DON'T KNOW
		418	205	623		1 = FIRST TRIMESTER
		216	37	253		2 = SECOND TRIMESTER
		58	7	65		3 = THIRD TRIMESTER
801-802	PN_WK					WEEK OF FIRST PRENATAL VISIT RANGE = 0 - 40
		64	5	69		-9 = LEGITIMATE SKIP
		13	2	15		-8 = MISSING
		4	2	6		-5 = DATA OUT OF RANGE
		13	4	17		-4 = DON'T KNOW
		16	8	24		0
		31	13	44		1
		28	18	46		2
		29	17	46		3
		41	21	62		4
		27	23	50		5
		42	25	67		6
		37	20	57		7
		30	13	43		8
		35	21	56		9
		32	12	44		10
		36	7	43		11
		34	7	41		12
		26	6	32		13
		24	2	26		14
		18	3	21		15
		15	3	18		16
		23	0	23		17
		17	5	22		18
		8	5	13		19
		11	4	15		20
		21	3	24		21
		17	2	19		22
		7	2	9		23
		13	1	14		24
		16	1	17		25
		8	2	10		26
		3	0	3		27
		13	2	15		28
		5	1	6		29
		4	0	4		30
		8	1	9		31
		5	0	5		32
		5	0	5		33

COLUMN LOCATION	VARIABLE NAME	DC	NON-DC	TOTAL	CODE	VARIABLE LABEL AND CODE VALUE
	PN_WK					WEEK OF FIRST PRENATAL VISIT (CONTINUED)
		3	0	3	35	
		3	1	4	36	
		1	0	1	40	
803-804	PR_USE3					DRUG USE DURING PREGNANCY
		15	6	21	-8 = MISSING	
		436	178	614	1 = NO DRUG, ALCOHOL, OR CIGARETTE USE	
		189	71	260	2 = ALCOHOL AND/OR ALCOHOL USE, BUT NO DRUG USE	
		146	7	153	3 = DRUG USE, WITH OR W/O CIGARETTES OR ALCOHOL	
805-806	PR_USE8					DRUG USE DURING PREGNANCY
		26	7	33	-8 = MISSING	
		436	178	614	1 = NO DRUG, ALCOHOL, OR CIGARETTE USE	
		65	17	82	2 = NO DRUG, OR ALCOHOL USE, BUT CIGARETTE USE	
		62	34	96	3 = NO DRUG OR CIGARETTE USE, BUT ALCOHOL USE	
		54	19	73	4 = NO DRUG USE, BUT BOTH ALCHL AND CIGARETTE USE	
		14	2	16	5 = DRUG USE, BUT NO ALCOHOL OR CIGARETTE USE	
		35	1	36	6 = DRUG AND CIGARETTE USE, BUT NO ALCOHOL USE	
		12	0	12	7 = DRUG AND ALCOHOL USE, BUT NO CIGARETTE USE	
		82	4	86	8 = DRUG, ALCOHOL, AND CIGARETTE USE	
807-808	PSYFLAG					STIMULANT OR SED/TRANQ USE - EVER
		10	1	11	-8 = MISSING	
		744	248	992	0 = NO (STMFLAG <=0 AND STAFLAG <=0)	
		32	13	45	1 = YES (STMFLAG =1 OR STAFLAG=1)	
809-810	PSYMON					STIMULANT OR SED/TRANQ USE - PAST MONTH
		10	1	11	-8 = MISSING	
		767	260	1027	0 = NO (STMMON <=0 AND STAMON <=0)	
		9	1	10	1 = YES (STMMON=1 OR STAMON=1)	
811-812	PSYPREG					STIMULANT OR SED/TRANQ USE - PREGNANCY
		770	261	1031	0 = NO (STMPREG <=0 AND STAPREG <=0)	
		16	1	17	1 = YES (STMPREG=1 OR STAPREG=1)	
813-814	PSYYR					STIMULANT OR SED/TRANQ USE - PAST YEAR
		10	1	11	-8 = MISSING	
		759	260	1019	0 = NO (STMYR <=0 AND STAYR <=0)	
		17	1	18	1 = YES (STMYR=1 OR STAYR=1)	
815-816	R1BIRT					VLBW VS. NORMAL
		190	25	215	-9 = LEGITIMATE SKIP	
		2	0	2	-8 = MISSING	
		49	9	58	1 = VERY LOW BIRTHWEIGHT	
		545	228	773	2 = NORMAL BIRTHWEIGHT	
817-818	R2BIRT					ILBW VS. NORMAL
		49	9	58	-9 = LEGITIMATE SKIP	
		2	0	2	-8 = MISSING	
		190	25	215	1 = INTERMEDIATE LOW BIRTHWEIGHT	
		545	228	773	2 = NORMAL BIRTHWEIGHT	
819-820	R3BIRT					LBW VS. NORMAL
		2	0	2	-8 = MISSING	
		239	34	273	1 = LOW BIRTHWEIGHT	
		545	228	773	2 = NORMAL BIRTHWEIGHT	

COLUMN LOCATION	VARIABLE NAME	DC	NON-DC	TOTAL	CODE	VARIABLE LABEL AND CODE VALUE
821-822	RACE					RACE/ETHNICITY FROM QUESTIONNAIRE - IF B_4 MISSING THEN CHECK M2RACE FROM ABSTRACT
		2	0	2		-8 = MISSING
		3	0	3		-6 = MULTIPLE RESPONSE
		53	76	129		1 = WHITE
		673	156	829		2 = BLACK
		47	17	64		3 = HISPANIC
		8	13	21		4 = OTHER
823-824	RESIDE					RESIDENCE STATUS
		766	0	766		1 = DC RESIDENT
		0	254	262		2 = NON-DC RESIDENT
825-826	RISKLEV2					RESPONDENT'S RISK LEVEL
		328	0	328		1 = HIGH RISK BABY(IES)
		454	0	454		2 = LOW RISK BABY(IES)
		4	0	4		3 = ??
827-828	STAFLAG					SED/TRANO/ANALG USE EVER
		37	13	50		-8 = MISSING
		733	244	977		0 = NO
		16	5	21		1 = YES (1 <= C_34 <= 9)
829-830	STAMON					SED/TRANO/ANALG PAST MONTH
		37	13	50		-8 = MISSING
		746	248	994		0 = NO
		3	1	4		1 = YES (1 <= C_34 <= 2)
831-832	STAPREG					SED/TRANO/ANALG USE DURING PREGNANCY
		781	261	1042		0 = NO
		5	1	6		1 = YES (1 <= C_35)
833-834	STAYR					SED/TRANO/ANALG USE PAST 12 MONTHS
		37	13	50		-8 = MISSING
		744	248	992		0 = NO
		5	1	6		1 = YES (1 <= C_34 <= 5 OR C_34=8)
835-836	STATUS					STATUS VARIABLE
		0	0	0		1 = NON-INTERVIEW
		247	86	333		2 = COMPLETED INTER., NO ABSTRACT DATA
		534	176	710		3 = COMPLETED INTER., MOTHER AND BABY ABSTRACT
		5	0	5		4 = COMPLETED INTER., MOTHER ABSTRACT ONLY
837-838	STMFLAG					STIMULANT USE EVER
		14	3	17		-8 = MISSING
		747	248	995		0 = NO
		25	11	36		1 = YES (1 <= C_31 <= 9)
839-840	STMMON					STIMULANT PAST MONTH
		14	3	17		-8 = MISSING
		766	259	1025		0 = NO
		6	0	6		1 = YES (1 <= C_31 <= 2)
841-842	STMPREG					STIMULANT USE DURING PREGNANCY
		12	3	15		-8 = MISSING
		763	259	1022		0 = NO
		11	0	11		1 = YES (1 <= C_32)
843-844	STMYR					STIMULANT USE PAST 12 MONTHS
		14	3	17		-8 = MISSING

COLUMN LOCATION	VARIABLE NAME	DC	NON-DC	TOTAL	CODE	VARIABLE LABEL AND CODE VALUE
	STMYR	759 13	259 0	1018 13		STIMULANT USE PAST 12 MONTHS (CONTINUED) 0 = NO 1 = YES (1 <= C_34 <= 5 OR C_34=8)
845-846	TWINS	40 746	16 246	86 992		TWINS INDICATOR 1 = YES 2 = NO
847-848	XAGE	1 1 1 59 353 285 86	1 0 2 9 69 138 43	2 1 3 68 422 423 129		MOTHER'S AGE GROUP BASED ON XAGECALC -8 = MISSING -7 = ITEM REFUSAL -5 = DATA OUT OF RANGE 1 = 12 - 17 YEARS 2 = 18 - 25 YEARS 3 = 26 - 34 YEARS 4 = 35+ YEARS
849-850	_COC	6 247 42 491	0 86 2 174	6 333 44 665		COCAINE AFFECTING FETUS (ICD-9) -8 = MISSING -1 = NO ABSTRACT DATA 1 = COCAINE AFFECTING FETUS NOTED IN CHART 2 = COCAINE AFFECTING FETUS NOT NOTED IN CHART
851-852	_DRUG	6 247 18 515	0 86 1 175	6 333 19 690		DRUG WITHDRAWAL (ICD-9) -8 = MISSING -1 = NO ABSTRACT DATA 1 = DRUG WITHDRAWAL NOTED IN CHART 2 = DRUG WITHDRAWAL NOT NOTED IN CHART
853-854	_INF	6 247 61 472	0 86 16 160	6 333 77 632		INFECTION (ICD-9) -8 = MISSING -1 = NO ABSTRACT DATA 1 = INFECTION NOTED IN CHART 2 = INFECTION NOT NOTED IN CHART
855-856	_JAUND	6 247 55 478	0 86 31 145	6 333 86 623		JAUNDICE (ICD-9) -8 = MISSING -1 = NO ABSTRACT DATA 1 = JAUNDICE NOTED IN CHART 2 = JAUNDICE NOT NOTED IN CHART
857-858	_RDS	6 247 33 500	0 86 9 167	6 333 42 667		RESPIRATORY DISTRESS SYNDROME (ICD-9) -8 = MISSING -1 = NO ABSTRACT DATA 1 = RESPIRATORY DISTRESS SYNDROME NOTED IN CHART 2 = RESPIRATORY DISTRESS SYNDROME NOT NOTED IN CHART
859-860	_RESP	6 247 33 500	0 86 19 157	6 333 52 657		OTHER RESPIRATORY PROBLEMS (ICD-9) -8 = MISSING -1 = NO ABSTRACT DATA 1 = OTHER RESPIRATORY PROBLEMS NOTED IN CHART 2 = OTHER RESPIRATORY PROBLEMS NOT NOTED IN CHART
861-862	_VENT	6 247 52 481	0 86 17 159	6 333 69 640		VENTILATION (ICD-9) -8 = MISSING -1 = NO ABSTRACT DATA 1 = VENTILTION NOTED IN CHART 2 = VENTILATION NOT NOTED IN CHART

COLUMN LOCATION	VARIABLE NAME	DC	NON-DC	TOTAL	CODE	VARIABLE LABEL AND CODE VALUE
-----------------	---------------	----	--------	-------	------	-------------------------------

**PART D: SAMPLE DESIGN VARIABLES**

863-864	STRATUM					STRATUM
865-876	MQ_ANWT1					MOM QUEX ANALYSIS WEIGHT VARIABLE
877-889	MA_ANWT1					MOM ABSTRACT ANALYSIS WEIGHT VARIABLE
890-900	IB_ANWT					INFANT QUEX ANALYSIS WEIGHT VARIABLE
901-913	IAB_ANWT					INFANT ABSTRACT ANALYSIS WEIGHT VARIABLE

**PART E: INFANT 'S ABSTRACT**

914-915	IBCOMP MN					TIME TO COMPLETE MINUTES RANGE = 03 - 83
		6	0	6		-8 = MISSING
		247	86	333		-1 = NO ABSTRACT DATA
		0	1	1		3
		3	0	3		4
		64	34	98		5
		1	2	3		6
		12	0	12		7
		12	2	14		8
		12	3	15		9
		121	39	160		10
		11	4	15		11
		25	10	35		12
		20	5	25		13
		10	4	14		14
		98	24	122		15
		6	3	9		16
		14	5	19		17
		14	1	15		18
		4	1	5		19
		50	19	69		20
		1	0	1		21
		2	1	3		22
		2	0	2		23
		16	7	23		25
		1	0	1		26
		1	0	1		27
		10	2	12		30
		1	0	1		32
		1	0	1		34
		6	2	8		35
		1	0	1		37
		3	4	7		40
		2	0	2		41
		4	1	5		45
		1	0	1		47
		1	0	1		50
		1	0	1		55
		2	1	3		60
		0	1	1		83
916-917	IINFNUM					INFANT NUMBER RANGE = 1 - 2
		6	0	6		-8 = MISSING

COLUMN LOCATION	VARIABLE NAME	DC	NON-DC	TOTAL	CODE	VARIABLE LABEL AND CODE VALUE
	IINFNUM					INFANT NUMBER (CONTINUED)
		247	86	333	-1	= NO ABSTRACT DATA
		522	168	690	1	
		11	8	19	2	
918-919	ITOTNUM					TOTAL NUMBER OF INFANTS RANGE = 1 - 2
		6	0	6	-8	= MISSING
		247	86	333	-1	= NO ABSTRACT DATA
		510	160	670	1	
		23	16	39	2	
920-921	IB2RACE					RACE
		19	2	21	-8	= MISSING
		247	86	333	-1	= NO ABSTRACT DATA
		31	54	85	1	= WHITE
		464	104	568	2	= BLACK/AFRICAN AMERICAN
		2	5	7	3	= ASIAN/PACIFIC ISLANDER
		0	0	0	4	= ALEUT/ESKIMO/AMERICAN INDIAN
		23	11	34	8	= OTHER (SPECIFY)
922-923	IB2_OTH					OTHER RACE SPECIFIED
		510	165	675	-9	= LEGITIMATE SKIP
		10	2	12	-8	= MISSING
		247	86	333	-1	= NO ABSTRACT DATA
		2	0	2	10	= LATINO/LATIN AMERICAN
		0	0	0	11	= SPANISH
		0	1	1	12	= FILIPINO
		17	8	25	13	= HISPANIC
924-925	IB3GEN					GENDER
		6	0	6	-8	= MISSING
		247	86	333	-1	= NO ABSTRACT DATA
		257	86	343	1	= MALE
		276	90	366	2	= FEMALE
926-927	I4_1MN					APGAR SCORE AT 1 MINUTE RANGE = 1 - 10
		9	1	10	-8	= MISSING
		247	86	333	-1	= NO ABSTRACT DATA
		9	2	11	1	
		6	2	8	2	
		6	3	9	3	
		13	4	17	4	
		17	5	22	5	
		19	8	27	6	
		40	11	51	7	
		268	80	348	8	
		151	60	211	9	
		1	0	1	10	
928-929	I4_5MN					APGAR SCORE AT 5 MINUTES RANGE = 1 - 10
		9	1	10	-8	= MISSING
		247	86	333	-1	= NO ABSTRACT DATA
		2	0	2	1	
		1	1	2	4	
		4	0	4	5	
		12	2	14	6	
		20	6	26	7	
		34	12	46	8	



COLUMN LOCATION	VARIABLE NAME	DC	NON-DC	TOTAL	CODE	VARIABLE LABEL AND CODE VALUE
	I4_5MN	450	151	601	9	APGAR SCORE AT 5 MINUTES (CONTINUED)
		7	3	10	10	
930-934	IB5_01A					DISCHARGE DIAGNOSIS 01A DATA IN FILE ARE IN SINGLE UNITS; GROUPING IS DONE FOR CODEBOOK ONLY
		6	0	6	-8 = MISSING	
		247	86	333	-1 = NO ABSTRACT DATA	
		1	0	1	30000-39999	
		1	0	1	73000-73999	
		1	0	1	P0000-P9999	
		530	176	706	V0000-V9999	
935-939	IB5_02A					DISCHARGE DIAGNOSIS 02A DATA IN FILE ARE IN SINGLE UNITS; GROUPING IS DONE FOR CODEBOOK ONLY
		202	66	268	-9 = LEGITIMATE SKIP	
		6	0	6	-8 = MISSING	
		247	86	333	-1 = NO ABSTRACT DATA	
		13	0	13	01000-09999	
		0	1	1	20000-29999	
		1	0	1	30000-39999	
		3	0	3	40000-49999	
		1	0	1	50000-59999	
		1	0	1	72000-72999	
		0	1	1	73000-73999	
		4	0	4	74000-74999	
		9	5	14	75000-75999	
		156	37	193	76000-76999	
		73	39	112	77000-77999	
		4	0	4	79000-79999	
		1	0	1	80000-89999	
		46	27	73	P0000-P9999	
		19	0	19	V0000-V9999	
940-944	IB5_03A					DISCHARGE DIAGNOSIS 03A DATA IN FILE ARE IN SINGLE UNITS; GROUPING IS DONE FOR CODEBOOK ONLY
		331	111	442	-9 = LEGITIMATE SKIP	
		6	0	6	-8 = MISSING	
		247	86	333	-1 = NO ABSTRACT DATA	
		11	0	11	01000-09999	
		0	1	1	20000-29999	
		2	0	2	30000-39999	
		2	2	4	50000-59999	
		1	1	2	60000-69999	
		5	0	5	74000-74999	
		6	3	9	75000-75999	
		62	14	76	76000-76999	
		69	23	92	77000-76999	
		2	0	2	78000-78999	
		1	0	1	90000-99999	
		1	0	1	E0000-E9999	
		35	19	54	P0000-P9999	
		5	2	7	V0000-V9999	
945-949	IB5_04A					DISCHARGE DIAGNOSIS 04A DATA IN FILE ARE IN SINGLE UNITS; GROUPING IS DONE FOR CODEBOOK ONLY
		405	136	541	-9 = LEGITIMATE SKIP	

COLUMN LOCATION	VARIABLE NAME	DC	NON-DC	TOTAL	CODE	VARIABLE LABEL AND CODE VALUE
	IB5_04A					DISCHARGE DIAGNOSIS 04A (CONTINUED)
		6	0	6		-8 = MISSING
		247	86	333		-1 = NO ABSTRACT DATA
		6	0	6	01000-09999	
		1	2	3	20000-29999	
		1	0	1	30000-39999	
		0	1	1	40000-49999	
		0	1	1	50000-59999	
		4	1	5	74000-74999	
		1	1	2	75000-75999	
		31	1	32	76000-76999	
		48	16	64	77000-77999	
		0	1	1	78000-78999	
		2	0	2	79000-79999	
		0	1	1	90000-99999	
		28	15	43	P0000-P9999	
		6	0	6	V0000-V9999	
950-954	IB5_05A					DISCHARGE DIAGNOSIS 05A DATA IN FILE ARE IN SINGLE UNITS; GROUPING IS DONE FOR CODEBOOK ONLY
		446	153	599		-9 = LEGITIMATE SKIP
		6	0	6		-8 = MISSING
		247	86	333		-1 = NO ABSTRACT DATA
		4	0	4	01000-09999	
		1	0	1	10000-19999	
		1	0	1	20000-29999	
		2	0	2	50000-59999	
		3	0	3	60000-69999	
		1	0	1	74000-74999	
		5	0	5	75000-75999	
		15	3	18	76000-76999	
		28	13	41	77000-77999	
		1	0	1	79000-79999	
		1	0	1	E0000-E9999	
		24	7	31	P0000-P9999	
		1	0	1	S0000-S9999	
955-959	IB5_06A					DISCHARGE DIAGNOSIS 06A DATA IN FILE ARE IN SINGLE UNITS; GROUPING IS DONE FOR CODEBOOK ONLY
		469	157	626		-9 = LEGITIMATE SKIP
		6	0	6		-8 = MISSING
		247	86	333		-1 = NO ABSTRACT DATA
		1	1	2	01000-09999	
		1	0	1	10000-19999	
		2	1	3	20000-29999	
		2	0	2	50000-59999	
		1	0	1	60000-69999	
		2	1	3	74000-74999	
		0	1	1	75000-75999	
		9	1	10	76000-76999	
		14	8	22	77000-77999	
		1	0	1	78000-78999	
		1	1	2	79000-79999	
		29	5	34	P0000-P9999	
		1	0	1	V0000-V9999	

COLUMN LOCATION	VARIABLE NAME	DC	NON-DC	TOTAL	CODE	VARIABLE LABEL AND CODE VALUE
960-964	IB5_07A					DISCHARGE DIAGNOSIS 07A DATA IN FILE ARE IN SINGLE UNITS; GROUPING IS DONE FOR CODEBOOK ONLY
		485	162	647		-9 = LEGITIMATE SKIP
		6	0	6		-8 = MISSING
		247	86	333		-1 = NO ABSTRACT DATA
		2	1	3	01000-09999	
		1	0	1	10000-19999	
		1	0	1	50000-59999	
		1	2	3	74000-74999	
		1	0	1	75000-75999	
		4	0	4	76000-76999	
		8	5	13	77000-77999	
		0	1	1	78000-78999	
		0	1	1	79000-79999	
		28	4	32	P0000-P9999	
		2	0	2	V0000-V9999	
965-969	IB5_08A					DISCHARGE DIAGNOSIS 08A DATA IN FILE ARE IN SINGLE UNITS; GROUPING IS DONE FOR CODEBOOK ONLY
		500	162	662		-9 = LEGITIMATE SKIP
		6	0	6		-8 = MISSING
		247	86	333		-1 = NO ABSTRACT DATA
		2	0	2	01000-09999	
		0	2	2	30000-39999	
		0	2	2	40000-49999	
		1	0	1	60000-69999	
		0	1	1	70000-70999	
		1	0	1	74000-74999	
		2	1	3	76000-76999	
		5	0	5	77000-77999	
		22	8	30	P0000-P9999	
970-974	IB5_09A					DISCHARGE DIAGNOSIS 09A DATA IN FILE ARE IN SINGLE UNITS; GROUPING IS DONE FOR CODEBOOK ONLY
		503	162	665		-9 = LEGITIMATE SKIP
		6	0	6		-8 = MISSING
		247	86	333		-1 = NO ABSTRACT DATA
		1	0	1	30000-39999	
		1	0	1	50000-59999	
		1	0	1	60000-69999	
		1	0	1	74000-74999	
		0	1	1	75000-75999	
		2	0	2	76000-76999	
		4	4	8	77000-77999	
		1	0	1	79000-79999	
		19	9	28	P0000-P9999	
975-979	IB5_10A					DISCHARGE DIAGNOSIS 10A DATA IN FILE ARE IN SINGLE UNITS; GROUPING IS DONE FOR CODEBOOK ONLY
		509	165	674		-9 = LEGITIMATE SKIP
		6	0	6		-8 = MISSING
		247	86	333		-1 = NO ABSTRACT DATA
		0	1	1	20000-29999	
		1	0	1	40000-49999	
		0	1	1	50000-59999	
		4	0	4	76000-76999	

COLUMN LOCATION	VARIABLE NAME	DC	NON-DC	TOTAL	CODE	VARIABLE LABEL AND CODE VALUE
	IB5_10A					DISCHARGE DIAGNOSIS 10A (CONTINUED)
		2	2	4	77000-77999	
		17	7	24	P0000-P9999	
980-983	I6WTGM					BIRTHWEIGHT: GRAMS RANGE = 312 - 4961 DATA IN FILE ARE IN SINGLE UNITS; GROUPING IS DONE FOR CODEBOOK ONLY
		185	29	214		-9 = LEGITIMATE SKIP
		6	0	6		-8 = MISSING
		247	86	333		-1 = NO ABSTRACT DATA
		348	147	495	312-4961	= WEIGHT
984-985	I6WTLB					BIRTHWEIGHT: POUNDS RANGE = 1 - 9
		348	147	495		-9 = LEGITIMATE SKIP
		6	0	6		-8 = MISSING
		247	86	333		-1 = NO ABSTRACT DATA
		3	1	4		1
		4	0	4		2
		5	0	5		3
		13	3	16		4
		34	0	34		5
		54	6	60		6
		46	9	55		7
		22	9	31		8
		4	1	5		9
986-987	I6WTOZ					BIRTHWEIGHT: OUNCES RANGE = 1 - 15
		348	147	495		-9 = LEGITIMATE SKIP
		6	0	6		-8 = MISSING
		247	86	333		-1 = NO ABSTRACT DATA
		11	2	13		0
		7	1	8		1
		18	2	20		2
		19	1	20		3
		12	1	13		4
		10	1	11		5
		14	5	19		6
		11	2	13		7
		14	3	17		8
		9	2	11		9
		8	0	8		10
		10	2	12		11
		13	2	15		12
		10	4	14		13
		11	0	11		14
		8	1	9		15
988-991	LONGIN					LENGTH AT BIRTH IN INCHES RANGE = 11.4 - 26.0 DATA IN FILE ARE IN SINGLE UNITS; GROUPING IS DONE FOR CODEBOOK ONLY
		16	2	18		-8 = MISSING
		3	0	3		-5 = DATA OUT OF RANGE
		247	86	333		-1 = NO ABSTRACT DATA
		520	174	694	11.4-26.0	= LENGTH

COLUMN LOCATION	VARIABLE NAME	DC	NON-DC	TOTAL	CODE	VARIABLE LABEL AND CODE VALUE
992-995	LONGCM					LENGTH AT BIRTH IN CM RANGE = 29 - 66 DATA IN FILE ARE IN SINGLE UNITS; GROUPING IS DONE FOR CODEBOOK ONLY
		16	2	18		-8 = MISSING
		3	0	3		-5 = DATA OUT OF RANGE
		247	86	333		-1 = NO ABSTRACT DATA
		520	174	694		29-66 = LENGTH
996-999	HEADIN					HEAD CIRCUMFERENCE AT BIRTH IN INCHES RANGE = 7.5 - 26.0 DATA IN FILE ARE IN SINGLE UNITS; GROUPING IS DONE FOR CODEBOOK ONLY
		38	9	47		-8 = MISSING
		2	1	3		-5 = DATA OUT OF RANGE
		247	86	333		-1 = NO ABSTRACT DATA
		499	166	665		7.5-26.0 = CIRCUMFERENCE
1000-1003	HEADCM					HEAD CIRCUMFERENCE AT BIRTH IN CM RANGE = 19 - 66 DATA IN FILE ARE IN SINGLE UNITS; GROUPING IS DONE FOR CODEBOOK ONLY
		38	9	47		-8 = MISSING
		2	1	3		-5 = DATA OUT OF RANGE
		247	86	333		-1 = NO ABSTRACT DATA
		499	166	665		19-66 = CIRCUMFERENCE
1004-1005	I9BIRTH					SINGLE/MULTIPLE BIRTH
		6	0	6		-8 = MISSING
		247	86	333		-1 = NO ABSTRACT DATA
		510	160	670		1 = SINGLETON
		23	16	39		2 = TWINS
		0	0	0		3 = TRIPLETS OR MORE
1006-1007	I10RESUS					RESUSCITATION AT DELIVERY
		44	16	60		-8 = MISSING
		247	86	333		-1 = NO ABSTRACT DATA
		96	18	114		1 = NONE
		166	56	222		2 = ASPIRATION WITH BULB SYRINGE OR CATHETER
		128	49	177		3 = NO. 2 PLUS OXYGEN
		25	8	33		4 = NO. 2 PLUS INTERMITTENT POSITIVE AIRWAY PRESSURE (IPPV) VENTILATION WITH MASK AND BAG
		55	18	73		5 = NO. 2 AND 3 PLUS INTERMITTENT POSITIVE AIRWAY PRESSURE (IPPV) VENTILATION WITH ENDOTRACHAEAL TUBE
		25	11	36		8 = OTHER
1008-1010	I11DIS					NUMBER OF DAYS BETWEEN BIRTH AND DISCHARGE
		6	1	7		-8 = MISSING
		3	0	3		-5 = DATA OUT OF RANGE
		247	86	333		-1 = NO ABSTRACT DATA
		7	3	10		0
		100	42	142		1
		146	55	201		2
		55	20	75		3
		40	22	62		4
		15	4	19		5
		11	1	12		6
		20	6	26		7

COLUMN LOCATION	VARIABLE NAME	DC	NON-DC	TOTAL	CODE	VARIABLE LABEL AND CODE VALUE
	I1DIS					NUMBER OF DAYS BETWEEN BIRTH AND DISCHARGE (CONTINUED)
		14	1	15	8	
		12	1	13	9	
		12	0	12	10	
		14	1	15	11	
		7	1	8	12	
		6	1	7	13	
		5	2	7	14	
		2	0	2	15	
		3	0	3	16	
		4	0	4	17	
		2	0	2	18	
		2	2	4	19	
		4	0	4	20	
		1	1	2	21	
		3	1	4	22	
		6	2	8	24	
		1	0	1	25	
		1	0	1	26	
		1	0	1	27	
		1	1	2	28	
		1	0	1	29	
		2	0	2	31	
		1	1	2	33	
		1	0	1	37	
		1	1	2	38	
		1	0	1	41	
		1	0	1	42	
		1	1	2	43	
		1	0	1	45	
		1	0	1	46	
		0	1	1	48	
		4	0	4	50	
		0	1	1	51	
		0	1	1	54	
		2	0	2	61	
		1	0	1	64	
		1	0	1	66	
		0	1	1	71	
		1	0	1	72	
		1	0	1	73	
		2	0	2	76	
		1	0	1	78	
		1	0	1	81	
		1	0	1	85	
		1	0	1	87	
		1	0	1	95	
		1	0	1	103	
		1	0	1	111	
		2	0	2	121	
		1	0	1	125	
		1	0	1	148	
		1	0	1	151	
		0	1	1	153	

1011-1012

I12STAT

7	2	9
247	86	333
511	170	681

INFANT'S STATUS/DISPOSITION AT DISCHARGE

- 8 = MISSING
- 1 = NO ABSTRACT DATA
- 1 = WITH MOTHER/FATHER

COLUMN LOCATION	VARIABLE NAME	DC	NON-DC	TOTAL	CODE	VARIABLE LABEL AND CODE VALUE
	I12STAT					INFANT'S STATUS/DISPOSITION AT DISCHARGE (CONTINUED)
		5	0	5		2 = A RELATIVE OTHER THAN MOTHER/FATHER/ ADOPTIVE PARENT
		5	2	7		3 = FOSTER CARE OR CHILDREN'S WELFARE SERVICES/PROTECTIVE SERVICES
		5	2	7		4 = TRANSFERRED TO ANOTHER HOSPITAL
		4	0	4		5 = DECEASED
		2	0	2		8 = OTHER
1013-1014	I13NORM					NORMAL NEWBORN NURSERY
		54	10	64		-8 = MISSING
		247	86	333		-1 = NO ABSTRACT DATA
		427	148	575		1 = YES
		58	18	76		2 = NO
1015-1016	I14SPEC					OTHER SPECIAL UNIT (LE., TRANSITIONAL NURSERY)
		47	12	59		-8 = MISSING
		247	86	333		-1 = NO ABSTRACT DATA
		313	68	381		1 = YES
		179	96	275		2 = NO
1017-1018	I15NICU					NICU (NEONATAL INTENSIVE CARE NURSERY: INTENSIVE CARE)
		123	29	152		-8 = MISSING
		247	86	333		-1 = NO ABSTRACT DATA
		103	30	133		1 = YES
		313	117	430		2 = NO
1019-1020	I16ASTR					MENTIONED THAT INFANT SHOWED SYMPTOMS: STROKES OR TREMORS
		14	1	15		-8 = MISSING
		247	86	333		-1 = NO ABSTRACT DATA
		32	0	32		1 = YES
		493	175	668		2 = NO
1021-1022	I16BMTR					MENTIONED THAT INFANT SHOWED SYMPTOMS: IMPAIRED MOTOR FUNC.
		16	1	17		-8 = MISSING
		247	86	333		-1 = NO ABSTRACT DATA
		1	4	5		1 = YES
		522	171	693		2 = NO
1023-1024	I16CNUR					MENTIONED THAT INFANT SHOWED SYMPTOMS: POOR NURSING
		16	0	16		-8 = MISSING
		247	86	333		-1 = NO ABSTRACT DATA
		23	10	33		1 = YES
		500	166	666		2 = NO
1025-1026	I16DCRY					MENTIONED THAT INFANT SHOWED SYMPTOMS: HIGH-PITCHED CRY
		14	1	15		-8 = MISSING
		247	86	333		-1 = NO ABSTRACT DATA
		25	1	26		1 = YES
		500	174	674		2 = NO
1027-1028	I16ESWT					MENTIONED THAT INFANT SHOWED SYMPTOMS: SWEAT
		17	1	18		-8 = MISSING
		247	86	333		-1 = NO ABSTRACT DATA

COLUMN LOCATION	VARIABLE NAME	DC	NON-DC	TOTAL	CODE	VARIABLE LABEL AND CODE VALUE
	I16ESWT					MENTIONED THAT INFANT SHOWED SYMPTOMS: SWEAT (CONTINUED)
		5	0	5		1 = YES
		517	175	692		2 = NO
1029-1030	I16FHYP					MENTIONED THAT INFANT SHOWED SYMPTOMS: HYPERACTIVITY
		15	1	16		-8 = MISSING
		247	86	333		-1 = NO ABSTRACT DATA
		14	5	19		1 = YES
		510	170	680		2 = NO
1031-1032	I16GIRR					MENTIONED THAT INFANT SHOWED SYMPTOMS: IRRITABILITY
		16	2	18		-8 = MISSING
		247	86	333		-1 = NO ABSTRACT DATA
		4	1	5		1 = YES
		519	173	692		2 = NO
1033-1034	I16HDRG					MENTIONED THAT INFANT SHOWED SYMPTOMS: "DRUG WITHDRAWAL"
		6	0	6		-8 = MISSING
		247	86	333		-1 = NO ABSTRACT DATA
		30	1	31		1 = YES
		496	174	670		2 = NO
		7	1	8		9 = NO MENTION OR UNKNOWN
1035-1036	I17EVID					EVIDENCE OF URINE TOXICOLOGY SCREEN
		7	0	7		-8 = MISSING
		247	86	333		-1 = NO ABSTRACT DATA
		137	5	142		1 = YES
		395	171	566		2 = NO
1037-1038	I18A					DAYS BETWEEN BIRTH AND SPECIMEN (MARIJUANA) COLLECTION
		395	171	566		-9 = LEGITIMATE SKIP
		22	0	22		-8 = MISSING
		247	86	333		-1 = NO ABSTRACT DATA
		39	3	42		0
		55	2	57		1
		15	0	15		2
		5	0	5		3
		4	0	4		4
		2	0	2		5
		2	0	2		6
1039-1040	I18ARSLT					RESULTS OF DRUG TESTED: MARIJUANA
		395	171	566		-9 = LEGITIMATE SKIP
		30	2	32		-8 = MISSING
		247	86	333		-1 = NO ABSTRACT DATA
		0	0	0		1 = CONFIRMED POSITIVE
		114	3	117		2 = NEGATIVE
1041-1042	I18B					DAYS BETWEEN BIRTH AND SPECIMEN (COCAINE) COLLECTION
		395	171	566		-9 = LEGITIMATE SKIP
		22	0	22		-8 = MISSING
		247	86	333		-1 = NO ABSTRACT DATA
		39	3	42		0
		55	2	57		1
		15	0	15		2



COLUMN LOCATION	VARIABLE NAME	DC	NON-DC	TOTAL	CODE	VARIABLE LABEL AND CODE VALUE
	I18B					DAYS BETWEEN BIRTH AND SPECIMEN (COCAINE) COLLECTION (CONTINUED)
		5	0	5	3	
		4	0	4	4	
		2	0	2	5	
		2	0	2	6	
1043-1044	I18BRSLT					RESULTS OF DRUG TESTED: COCAINE
		395	171	566	-9	= LEGITIMATE SKIP
		23	0	23	-8	= MISSING
		247	86	333	-1	= NO ABSTRACT DATA
		49	3	52	1	= CONFIRMED POSITIVE
		72	2	74	2	= NEGATIVE
1045-1046	I18C					DAYS BETWEEN BIRTH AND SPECIMEN (OPIATES) COLLECTION
		395	171	566	-9	= LEGITIMATE SKIP
		22	0	22	-8	= MISSING
		247	86	333	-1	= NO ABSTRACT DATA
		39	3	42	0	
		55	2	57	1	
		15	0	15	2	
		5	0	5	3	
		4	0	4	4	
		2	0	2	5	
		2	0	2	6	
1047-1048	I18CRSLT					RESULTS OF DRUG TESTED: OPIATES
		395	171	566	-9	= LEGITIMATE SKIP
		25	0	25	-8	= MISSING
		247	86	333	-1	= NO ABSTRACT DATA
		3	0	3	1	= CONFIRMED POSITIVE
		116	5	121	2	= NEGATIVE
1049-1050	I18D					DAYS BETWEEN BIRTH AND SPECIMEN (AMPHETAMINES) COLLECTION
		395	171	566	-9	= LEGITIMATE SKIP
		22	0	22	-8	= MISSING
		247	86	333	-1	= NO ABSTRACT DATA
		39	3	42	0	
		55	2	57	1	
		15	0	15	2	
		5	0	5	3	
		4	0	4	4	
		2	0	2	5	
		2	0	2	6	
1051-1052	I18DRSLT					RESULTS OF DRUG TESTED: AMPHETAMINES
		395	171	566	-9	= LEGITIMATE SKIP
		31	2	33	-8	= MISSING
		247	86	333	-1	= NO ABSTRACT DATA
		1	0	1	1	= CONFIRMED POSITIVE
		112	3	115	2	= NEGATIVE
1053-1054	I18E					DAYS BETWEEN BIRTH AND SPECIMEN (PCP) COLLECTION
		395	171	566	-9	= LEGITIMATE SKIP
		23	0	23	-8	= MISSING
		247	86	333	-1	= NO ABSTRACT DATA
		38	3	41	0	
		55	2	57	1	

COLUMN LOCATION	VARIABLE NAME	DC	NON-DC	TOTAL	CODE	VARIABLE LABEL AND CODE VALUE
	I18E					DAYS BETWEEN BIRTH AND SPECIMEN (PCP) COLLECTION (CONTINUED)
		15	0	15	2	
		5	0	5	3	
		4	0	4	4	
		2	0	2	5	
		2	0	2	6	
1055-1056	I18ERSLT					RESULTS OF DRUG TESTED: PCP
		395	171	566	-9	= LEGITIMATE SKIP
		38	2	40	-8	= MISSING
		247	86	333	-1	= NO ABSTRACT DATA
		2	0	2	1	= CONFIRMED POSITIVE
		104	3	107	2	= NEGATIVE
1057-1058	ICMNTS					COMMENTS
		6	0	6	-8	= MISSING
		247	86	333	-1	= NO ABSTRACT DATA
		140	49	189	1	= YES, THERE ARE COMMENTS
		393	127	520	2	= NO, THERE AREN'T ANY COMMENTS
1059-1060	ISCNTR					DISCHARGE DIAGNOSIS COUNTER RANGE = 1 - 10
		6	0	6	-8	= MISSING
		247	86	333	-1	= NO ABSTRACT DATA
		202	66	268	1	
		129	45	174	2	
		74	25	99	3	
		41	17	58	4	
		23	4	27	5	
		16	5	21	6	
		15	0	15	7	
		3	0	3	8	
		6	3	9	9	
		24	11	35	10	
1061-1062	IBIRTHWT					BIRTH WT CATEGORY
		6	0	6	-8	= MISSING
		247	86	333	-1	= NO ABSTRACT DATA
		370	150	520	1	= 'NORMAL' (>=2500 GRAMS)
		110	17	127	2	= 'INTERMEDIATE LBW' (>= 1500 GRAMS AND < 2500 GRAMS)
		53	9	62	3	= 'VERY LBW' (< 1500 GRAMS)
1063-1066	IBWGRAMS					BIRTHWT IN GRAMS DATA IN FILE ARE IN SINGLE UNITS; GROUPING IS DONE FOR CODEBOOK ONLY
		6	0	6	-8	= MISSING
		247	86	333	-1	= NO ABSTRACT DATA
		533	176	709	312-4961	= WEIGHT

***CHAPTER 3***

**MOTHER FILE DOCUMENTATION**



COLUMN LOCATION	VARIABLE NAME	DC	NON-DC	TOTAL	CODE	VARIABLE LABEL AND CODE VALUE
-----------------	---------------	----	--------	-------	------	-------------------------------

**PART A: PREGNANCY OUTCOME QUESTIONNAIRE**

1-4						RESERVED FOR INFANT FILE
5-8	MOMNUM					MOTHER IDENTIFICATION NUMBER
9-10	Q1_MO					DATE OF DELIVERY/MONTH RANGE = 1 - 12
		6	1	7		1
		32	6	38		2
		38	15	53		3
		116	24	140		4
		119	59	178		5
		87	49	136		6
		90	51	141		7
		60	27	87		8
		72	6	78		9
		118	12	130		10
		22	3	25		11
		6	1	7		12
11-20						RESERVED FOR INFANT FILE
21-22	SPANISH					SPANISH FORM (ENTER "S") 1 = SPANISH INTERVIEW ADMINISTERED 2 = ENGLISH INTERVIEW ADMINISTERED
		27	5	32		
		739	249	988		
23-24	A_1					VISIT DR./NURSE FOR PRENATAL CARE 1 = YES 2 = NO 3 = EDITED YES
		700	247	947		
		63	5	68		
		3	2	5		
25-26	XA_1A					WEEKS BETWEEN FIRST PRENATAL VISIT AND DELIVERY DATA IN FILE ARE IN SINGLE UNITS; GROUPING IS DONE FOR CODEBOOK ONLY
		63	5	68		-9 = LEGITIMATE SKIP
		1	0	1		-8 = MISSING
		7	1	8		-4 = DONT KNOW
		53	5	58		0-10
		143	21	164		11-20
		250	76	326		21-30
		236	139	375		31-40
		12	6	18		41-50
		1	1	2		51-60
27-28	A_1B					# PRENATAL VISITS/FOR PREGNANCY RANGE = 1 - 50
		63	5	68		-9 = LEGITIMATE SKIP
		9	2	11		-8 = MISSING
		13	0	13		-4 = DONT KNOW
		17	2	19		1
		11	1	12		2
		23	1	24		3
		23	3	26		4
		38	2	40		5
		42	6	48		6
		38	4	42		7
		40	12	52		8
		27	5	32		9

COLUMN LOCATION	VARIABLE NAME	DC	NON-DC	TOTAL	CODE	VARIABLE LABEL AND CODE VALUE
	A_1B					# PRENATAL VISITS/FOR PREGNANCY (CONTINUED)
		90	22	112	10	
		34	15	49	11	
		78	39	117	12	
		29	21	50	13	
		36	21	57	14	
		75	35	110	15	
		21	13	34	16	
		5	7	12	17	
		8	10	18	18	
		1	3	4	19	
		24	9	33	20	
		1	0	1	21	
		7	2	9	22	
		1	0	1	23	
		1	1	2	24	
		5	2	7	25	
		1	2	3	26	
		0	2	2	27	
		1	1	2	28	
		3	2	5	30	
		1	0	1	32	
		0	1	1	35	
		0	1	1	37	
		0	1	1	40	
		0	1	1	50	
29-30	A_1C					PLACE YOU WENT MOSTLY FOR PRENATAL CARE
		63	5	68	-9	LEGITIMATE SKIP
		26	2	28	-6	MULTIPLE RESPONSE
		132	126	258	1	PRIVATE DOCTOR/NURSE-MIDWIFE
		63	46	109	2	HMO
		305	62	367	3	HOSPITAL OUTPATIENT CLINIC
		173	13	186	4	COMMU/CITY HEALTH DEPT CLINIC
		2	0	2	5	SHELTER CLINIC
		0	0	0	6	CLINIC AT SCHOOL/WORK
		0	0	0	7	PRISON/JAIL CLINIC
		0	0	0	8	MOBILE OUTREACH TEAM
		0	0	0	9	MILITARY FACILITY
		0	0	0	10	HOSPITAL EMERGENCY ROOM
		2	0	2	11	OTHER
31-32	A_1D_01					SERVICE/PREGNANCY TEST
		63	5	68	-9	LEGITIMATE SKIP
		1	0	1	-8	MISSING
		301	84	385	0	NOT CIRCLED
		401	165	566	1	CIRCLED
33-34	A_1D_02					SERVICE/PRENATAL CHECKUPS
		63	5	68	-9	LEGITIMATE SKIP
		1	0	1	-8	MISSING
		14	0	14	0	NOT CIRCLED
		688	249	937	1	CIRCLED
35-36	A_1D_03					SERVICE/LAB TESTS
		63	5	68	-9	LEGITIMATE SKIP
		1	0	1	-8	MISSING
		147	40	187	0	NOT CIRCLED
		555	209	764	1	CIRCLED

COLUMN LOCATION	VARIABLE NAME	DC	NON-DC	TOTAL	CODE	VARIABLE LABEL AND CODE VALUE
37-38	A_1D_04	63	5	68		SERVICE/SONOGRAM/ULTRASOUND
		1	0	1	-9	= LEGITIMATE SKIP
		226	69	295	-8	= MISSING
		476	180	656	0	= NOT CIRCLED
					1	= CIRCLED
39-40	A_1D_05	63	5	68		SERVICE/X-RAY
		1	0	1	-9	= LEGITIMATE SKIP
		675	235	910	-8	= MISSING
		27	14	41	0	= NOT CIRCLED
					1	= CIRCLED
41-42	A_1D_06	63	5	68		SERVICE/AMNIOCENTESIS
		1	0	1	-9	= LEGITIMATE SKIP
		648	205	853	-8	= MISSING
		54	44	98	0	= NOT CIRCLED
					1	= CIRCLED
43-44	A_1D_07	63	5	68		SERVICE/EMERGENCY VISITS
		1	0	1	-9	= LEGITIMATE SKIP
		554	187	741	-8	= MISSING
		148	62	210	0	= NOT CIRCLED
					1	= CIRCLED
45-46	A_1D_08	63	5	68		SERVICE/OTHER
		2	1	3	-9	= LEGITIMATE SKIP
		697	246	943	-8	= MISSING
		4	2	6	0	= NOT CIRCLED
					1	= CIRCLED
47-50	XA_2					DAYS BETWEEN DR DUE DATE AND DELIVERY DATA IN FILE ARE IN SINGLE UNITS; GROUPING IS DONE FOR CODEBOOK ONLY
		63	5	68	-999	= LEGITIMATE SKIP
		3	0	3	-888	= MISSING
		8	0	8	-444	= DON'T KNOW
		13	3	16	-125 TO -100	
		10	3	13	-99 TO -75	
		31	9	40	-74 TO -50	
		87	24	111	-49 TO -25	
		109	21	130	-24 TO -14	
		252	105	357	-13 TO 0	
		174	79	253	1 TO 14	
		7	5	12	15 TO 25	
		9	0	9	26 TO 50	
51-52	XA_3					WEEKS MOTHER KNEW SHE WAS PREGNANT DATA IN FILE ARE IN SINGLE UNITS; GROUPING IS DONE FOR CODEBOOK ONLY
		5	0	5	-8	= MISSING
		6	0	6	-4	= DON'T KNOW
		9	1	10	0-10	
		43	7	50	11-20	
		175	29	204	21-30	
		472	206	678	31-40	
		53	11	64	41-50	
		2	0	2	51-60	
		1	0	1	61-70	
53-54	A_4	1	0	1		USE BIRTH CONTROL/MONTH/BECAME PREGNANT
					-8	= MISSING

COLUMN LOCATION	VARIABLE NAME	DC	NON-DC	TOTAL	CODE	VARIABLE LABEL AND CODE VALUE
	A_4					USE BIRTH CONTROL/MONTH/BECAME PREGNANT (CONTINUED)
		144	64	208		1 = YES
		618	189	807		2 = NO
		3	1	4		3 = EDITED YES
55-56	A4_A_1					SPECIFY/KIND OF BIRTH CONTROL # 1
		618	189	807		-9 = LEGITIMATE SKIP
		13	2	15		-8 = MISSING
		2	2	4		-4 = DON'T KNOW
		87	31	118		1 = BIRTH CONTROL PILL
		6	5	11		2 = DIAPHRAGM
		0	0	0		3 = INJECTIONS
		26	19	45		4 = CONDOM
		5	3	8		5 = FOAM/JELLY, CREAM, SUPPOSITORY
		0	1	1		6 = IUD, COIL, LLP
		1	0	1		7 = FEMALE STERILIZATION-TUBES TIED/WOMB REMOVED
		0	0	0		8 = MALE STERILIZATION-VASECTOMY
		0	0	0		9 = OTHER
		6	2	8		10 = SPONGE
		2	0	2		11 = RHYTHM
57-58	A4_A_2					SPECIFY/KIND OF BIRTH CONTROL # 2
		748	246	994		-9 = LEGITIMATE SKIP
		13	2	15		-8 = MISSING
		1	1	2		-4 = DON'T KNOW
		0	0	0		1 = BIRTH CONTROL PILL
		0	2	2		2 = DIAPHRAGM
		0	0	0		3 = INJECTIONS
		3	2	5		4 = CONDOM
		1	1	2		5 = FOAM/JELLY, CREAM, SUPPOSITORY
		0	0	0		6 = IUD, COIL, LLP
		0	0	0		7 = FEMALE STERILIZATION-TUBES TIED/WOMB REMOVED
		0	0	0		8 = MALE STERILIZATION-VASECTOMY
		0	0	0		9 = OTHER
		0	0	0		10 = SPONGE
		0	0	0		11 = RHYTHM
59-60	A_5					FELT ABOUT BECOMING PREGNANT
		3	0	3		-8 = MISSING
		1	0	1		-4 = DON'T KNOW
		214	103	317		1 = WANTED TO BECOME PREGNANT THAT TIME
		218	82	300		2 = WANTED TO BECOME PREGNANT LATER
		24	19	43		3 = WANTED TO BECOME PREGNANT EARLIER
		306	50	356		4 = DID NOT WANT TO GET PREGNANT
61-62	A_6					THOUGHT ABOUT HAVING AN ABORTION
		1	0	1		-8 = MISSING
		252	37	289		1 = YES
		353	174	527		2 = NO
		160	43	203		3 = EDITED YES
63-64	A_6A					CONTINUE PREGNANCY/BECAUSE ABORTION COST
		353	174	527		-9 = LEGITIMATE SKIP
		4	2	6		-8 = MISSING
		85	8	93		1 = YES
		324	70	394		2 = NO



COLUMN LOCATION	VARIABLE NAME	DC	NON-DC	TOTAL	CODE	VARIABLE LABEL AND CODE VALUE
65-66	A_7_01					MEDICAL PROBLEM/PREMATURE LABOR/CONTRACTIONS
		2	1	3		-8 = MISSING
		238	84	322		1 = YES
		526	169	695		2 = NO
67-68	A_7_02					MEDICAL PROBLEM/ANEMIA
		2	1	3		-8 = MISSING
		0	1	1		-6 = MULTIPLE RESPONSE
		160	52	212		1 = YES
		604	200	804		2 = NO
69-70	A_7_03					MEDICAL PROBLEM/VAGINAL BLEEDING
		5	0	5		-8 = MISSING
		1	0	1		-6 = MULTIPLE RESPONSE
		116	46	162		1 = YES
		644	208	852		2 = NO
71-72	A_7_04					MEDICAL PROBLEM/EXCESSIVE VOMITING
		6	1	7		-8 = MISSING
		2	0	2		-6 = MULTIPLE RESPONSE
		120	31	151		1 = YES
		638	222	860		2 = NO
73-74	A_7_05					MEDICAL PROBLEM/TOXEMIA/PRE-ECLAMPSIA
		2	0	2		-8 = MISSING
		78	35	113		1 = YES
		686	219	905		2 = NO
75-76	A_7_06					MEDICAL PROBLEM/SUGAR DIABETES
		2	0	2		-8 = MISSING
		35	20	55		1 = YES
		729	234	963		2 = NO
77-78	A_7_07					MEDICAL PROBLEM/HEPATITIS/YELLOW JAUNDICE
		2	0	2		-8 = MISSING
		8	0	8		1 = YES
		756	254	1010		2 = NO
79-80	A_7_08					MEDICAL PROBLEM/TUBERCULOSIS
		4	0	4		-8 = MISSING
		1	0	1		1 = YES
		761	254	1015		2 = NO
81-82	A_7_09					MEDICAL PROBLEM/AIDS/ARC/HIV
		4	1	5		-8 = MISSING
		8	1	9		1 = YES
		754	252	1006		2 = NO
83-84	A_7_10					MEDICAL PROBLEM/DEPRESSION
		2	0	2		-8 = MISSING
		151	45	196		1 = YES
		613	209	822		2 = NO
85-86	A_7_11					MEDICAL PROBLEM/ALCOHOL/DRUG RELATED PROBLEM
		2	0	2		-8 = MISSING
		71	3	74		1 = YES
		693	251	944		2 = NO

COLUMN LOCATION	VARIABLE NAME	DC	NON-DC	TOTAL	CODE	VARIABLE LABEL AND CODE VALUE
87-88	A_7_12	8 67 691	4 26 224	12 93 915		MEDICAL PROBLEM/OTHER MEDICAL PROBLEM -9 = MISSING 1 = YES 2 = NO
89-90	A_7_SP	691 8 10 3 2 1 4 2 1 6 6 7 2 1 1 2 2 17	224 5 5 0 1 5 1 0 0 2 0 0 0 0 0 0 11	915 13 15 3 3 6 5 2 1 6 8 7 2 1 1 2 2 28		MEDICAL PROBLEM/OTHER SPECIFY -9 = LEGITIMATE SKIP -8 = MISSING 11 = ASTHMA OR BRONCHITIS 12 = YEAST INFECTION 13 = SINUS PROBLEM 14 = BACK PROBLEMS 15 = SICKLE CELL ANEMIA 16 = PLACENTAL PROBLEMS 17 = STD, UNSPECIFIED 18 = OVARIAN CYSTS OR FIBROIDS 19 = OTHER INFECTIONS 20 = HEART OR BLOOD PROBLEMS 21 = ULCER 22 = HERNIA 23 = RUPTURED UTERUS 24 = SEIZURES 25 = DEHYDRATION 26 = OTHER
91-92	A_8_1	4 196 565 1	1 70 183 0	5 266 748 1		INFECTION/URINARY TRACT INFECTION -8 = MISSING 1 = YES 2 = NO 3 = EDITED YES
93-94	A_8A_1	565 17 165 19	183 3 60 8	748 20 225 27		TOOK ANTIBIOTICS/BLADDER INFECTION -9 = LEGITIMATE SKIP -8 = MISSING 1 = YES 2 = NO
95-96	A_8_2	10 1 61 694	2 0 10 242	12 1 71 936		INFECTION/CHLAMYDIA -8 = MISSING -6 = MULTIPLE RESPONSE 1 = YES 2 = NO
97-98	A_8A_2	694 15 49 8	242 1 9 2	936 16 58 10		TOOK ANTIBIOTICS/CHLAMYDIA -9 = LEGITIMATE SKIP -8 = MISSING 1 = YES 2 = NO
99-100	A_8_3	11 27 728	2 2 250	13 29 978		INFECTION/SYPHILIS -8 = MISSING 1 = YES 2 = NO
101-102	A_8A_3	728 14 23 1	250 1 2 1	978 15 25 2		TOOK ANTIBIOTICS/SYPHILIS -9 = LEGITIMATE SKIP -8 = MISSING 1 = YES 2 = NO

COLUMN LOCATION	VARIABLE NAME	DC	NON-DC	TOTAL	CODE	VARIABLE LABEL AND CODE VALUE
103-104	A_8_4	11 20 735	2 2 250	13 22 985		INFECTION/GONORRHEA -8 = MISSING 1 = YES 2 = NO
105-106	A_BA_4	735 14 18 1	250 1 2 1	985 15 18 2		TOOK ANTIBIOTICS/GONORRHEA -9 = LEGITIMATE SKIP -8 = MISSING 1 = YES 2 = NO
107-108	A_8_5	12 10 744	2 4 248	14 14 992		INFECTION/GENITAL HERPES -8 = MISSING 1 = YES 2 = NO
109-110	A_BA_5	744 13 0 9	248 1 2 3	992 14 2 12		TOOK ANTIBIOTICS/GENITAL HERPES -9 = LEGITIMATE SKIP -8 = MISSING 1 = YES 2 = NO
111-112	A_8_6	9 31 726	3 4 247	12 35 973		INFECTION/OTHER SEX TRANSMITTED DISEASE -8 = MISSING 1 = YES 2 = NO
113-114	A_BA_6	730 14 1 15 6	247 4 0 0 3	977 18 1 15 9		TOOK ANTIBIOTICS/OTHER SEX TRANS DISEASE -9 = LEGITIMATE SKIP -8 = MISSING -4 = DON'T KNOW 1 = YES 2 = NO
115-116	A_8_SP	726 9 3 17 9 2	247 3 0 0 4 0	973 12 3 17 13 2		OTHER SEX TRANS DISEASE/SPECIFY -9 = LEGITIMATE SKIP -8 = MISSING -4 = DON'T KNOW 11 = TRICHOMONAS 12 = YEAST INFECTION 13 = GENITAL WARTS
117-118	A_9	10 91 656 9	3 50 201 0	13 141 857 9		TOOK ANTIBIOTICS DURING PREGNANCY/ OTHER REASON -8 = MISSING 1 = YES 2 = NO 3 = EDITED YES
119-120	A_9_SP	656 14 23 4 49 11 9	201 6 13 0 24 6 4	857 20 36 4 73 17 13		TYPE OF ANTIBIOTICS/SPECIFY -9 = LEGITIMATE SKIP -8 = MISSING -4 = DON'T KNOW 11 = AMINOGLYCOSIDES 12 = CEPHALOSPORINS AND PENICILLINS 13 = ERYTHROMYCINS AND TETRACYCLINES 14 = URINARY/VAGINAL ANTIMICROBIALS
121-122	A_10	10 114	0 35	10 149		STAYED OVERNIGHT IN HOSPITAL/PREGNANCY -8 = MISSING 1 = YES

COLUMN LOCATION	VARIABLE NAME	DC	NON-DC	TOTAL	CODE	VARIABLE LABEL AND CODE VALUE
	A_10					STAYED OVERNIGHT IN HOSPITAL/PREGNANCY (CONTINUED)
		638	217	855		2 = NO
		4	2	6		3 = EDITED YES
123-124	A_10_A					#TIME HOSPITALIZED OVERNIGHT/PREGNANCY RANGE = 1-10
		638	217	855		-9 = LEGITIMATE SKIP
		13	1	14		-8 = MISSING
		82	24	106		1
		19	10	29		2
		8	2	10		3
		3	0	3		4
		2	0	2		5
		1	0	1		10
125-127	A_11					WEIGHT BEFORE BECAME PREGNANT BOTTOM CODE 89 FOR ALL RESPONSES < 90 TOP CODE 239 FOR ALL RESPONSES > 238 ALL OTHER DATA IN FILE ARE IN SINGLE UNITS; GROUPING IS DONE FOR CODEBOOK ONLY
		3	0	3		-8 = MISSING
		12	1	13		-4 = DON'T KNOW
		296	92	388	89-125	
		258	84	342	126-150	
		99	43	142	151-175	
		54	18	72	176-200	
		44	16	60	201-239	
128-130	A_12					WEIGHT JUST BEFORE DELIVERY BOTTOM CODE 106 FOR ALL RESPONSES < 107 TOP CODE 260 FOR ALL RESPONSES > 259 ALL OTHER DATA IN FILE ARE IN SINGLE UNITS; GROUPING IS DONE FOR CODEBOOK ONLY
		2	0	2		-8 = MISSING
		1	0	1		-5 = DATA OUT OF RANGE
		14	1	15		-4 = DON'T KNOW
		60	8	68	106-125	
		207	62	269	126-150	
		223	71	294	151-175	
		122	59	181	176-200	
		76	28	104	201-225	
		61	25	86	226-260	
131-132	A_13_FT					HEIGHT IN FEET RANGE = 4 - 6
		2	0	2		-8 = MISSING
		1	0	1		-4 = DON'T KNOW
		21	8	29		4
		734	246	980		5
		8	0	8		6
133-134	A_13_IN					HEIGHT IN INCHES RANGE = 0 - 11
		6	2	8		-8 = MISSING
		3	0	3		-4 = DON'T KNOW
		49	3	52		0
		48	10	58		1
		84	36	120		2
		92	37	129		3
		119	29	148		4

COLUMN LOCATION	VARIABLE NAME	DC	NON-DC	TOTAL	CODE	VARIABLE LABEL AND CODE VALUE
	A_13_IN					HEIGHT IN INCHES (CONTINUED)
		104	41	145	5	
		102	37	139	6	
		65	22	87	7	
		27	14	41	8	
		31	12	43	9	
		14	2	16	10	
		22	9	31	11	
135-136	A_14					#PREGNANCIES YOU HAVE HAD BEFORE RANGE = 0 - 11
		3	0	3	-8	= MISSING
		154	64	218	0	
		165	68	233	1	
		154	57	211	2	
		104	36	140	3	
		79	18	97	4	
		43	7	50	5	
		26	3	29	6	
		15	0	15	7	
		11	1	12	8	
		5	0	5	9	
		2	0	2	10	
		5	0	5	11	
137-138	A_14_A					#PREGNANCIES ENDED WITH A LIVE BIRTH RANGE = 0 - 9
		152	63	215	-9	= LEGITIMATE SKIP
		11	2	13	-8	= MISSING
		97	43	140	0	
		226	78	304	1	
		143	50	193	2	
		68	14	82	3	
		41	3	44	4	
		16	0	16	5	
		5	1	6	6	
		2	0	2	7	
		3	0	3	8	
		2	0	2	9	
139-140	A_14_C					WERE ALL OF THESE LIVE BIRTHS
		258	105	363	-9	= LEGITIMATE SKIP
		130	41	171	-8	= MISSING
		128	56	184	1	= YES
		250	52	302	2	= NO
141-142	A_15_A					PREGNANCIES ENDED WITH A MISCARRIAGE TOP CODE 4 FOR ALL RESPONSES ≥ 4
		337	129	466	-9	= LEGITIMATE SKIP
		112	38	150	-8	= MISSING
		178	43	221	0	
		102	35	137	1	
		27	6	33	2	
		7	3	10	3	
		3	0	3	4	
143-144	A_15_B					#PREGNANCIES ENDED W/STILLBIRTH TOP CODE 2 FOR ALL RESPONSES ≥ 2
		337	129	466	-9	= LEGITIMATE SKIP
		115	38	153	-8	= MISSING
		285	82	367	0	

COLUMN LOCATION	VARIABLE NAME	DC	NON-DC	TOTAL	CODE	VARIABLE LABEL AND CODE VALUE
	A_15_B	25	5	30	1	#PREGNANCIES ENDED W/STILLBIRTH (CONTINUED)
		4	0	4	2	
145-146	A_15_C	337	129	466		#INDUCED ABORTIONS HAVE YOU HAD TOP CODE 4 FOR ALL RESPONSES ≥ 4
		92	35	127	-9	= LEGITIMATE SKIP
		1	0	1	-8	= MISSING
		110	34	144	-6	= MULTIPLE RESPONSE
		137	37	174	0	
		58	14	72	1	
		22	3	25	2	
		9	2	11	3	
					4	
147-148	A_15_D	528	196	724		#INDUCED ABORTIONS/FOR HEALTH REASON RANGE = 0 - 6
		25	2	27	-9	= LEGITIMATE SKIP
		200	53	253	-8	= MISSING
		8	3	11	0	
		4	0	4	1	
		1	0	1	2	
					6	
149-150	A17A1_LB	263	107	370		BIRTH WEIGHT/LBS: BABY1 RANGE = 1 - 12
		3	1	4	-9	= LEGITIMATE SKIP
		4	0	4	1	
		10	0	10	2	
		17	4	21	3	
		70	8	78	4	
		173	29	202	5	
		144	56	200	6	
		54	32	86	7	
		22	15	37	8	
		5	2	7	9	
		1	0	1	10	
					12	
151-152	A17A1_OZ	263	107	370		BIRTH WEIGHT/OZS: BABY1 RANGE = 0 - 15
		8	4	12	-9	= LEGITIMATE SKIP
		3	0	3	-8	= MISSING
		32	11	43	-4	= DON'T KNOW
		28	10	38	0	
		22	10	32	1	
		33	10	43	2	
		24	15	39	3	
		33	12	45	4	
		42	5	47	5	
		36	7	43	6	
		35	12	47	7	
		25	6	31	8	
		19	8	27	9	
		33	7	40	10	
		35	10	45	11	
		36	8	44	12	
		36	6	42	13	
		23	6	29	14	
					15	

COLUMN LOCATION	VARIABLE NAME	DC	NON-DC	TOTAL	CODE	VARIABLE LABEL AND CODE VALUE
153-154	XA17A1					MOTHER'S AGE AT DELIVERY: BABY 1 BOTTOM CODE 11 FOR ALL RESPONSES ≤ 11
		263	107	370		-9 = LEGITIMATE SKIP
		1	3	4		-8 = MISSING
		1	0	1		-7 = ITEM REFUSAL
		3	0	3		-5 = DATA OUT OF RANGE
		3	0	3		11
		2	0	2		12
		4	0	4		13
		15	0	15		14
		44	6	50		15
		62	3	65		16
		51	12	73		17
		63	10	73		18
		50	7	57		19
		52	14	66		20
		31	7	38		21
		18	5	23		22
		11	3	14		23
		14	7	21		24
		11	10	21		25
		7	8	15		26
		9	7	16		27
		6	7	13		28
		7	11	18		29
		10	9	19		30
		0	5	5		31
		6	3	9		32
		3	5	8		33
		2	1	3		34
		2	2	4		35
		1	1	2		36
		2	0	2		37
		2	0	2		38
		0	1	1		39
155-156	A17A1_MF					SEX: BABY1
		263	107	370		-9 = LEGITIMATE SKIP
		251	80	331		1 = MALE
		252	67	319		2 = FEMALE
157-158	A17A1_YN					BABY DELIVERED MORE THAN 2 WEEKS EARLY: BABY1
		263	107	370		-9 = LEGITIMATE SKIP
		21	7	28		-8 = MISSING
		95	21	116		1 = YES
		387	119	506		2 = NO
159-160	A17A2_LB					BIRTH WEIGHT/LBS: BABY2 RANGE = 1 - 10
		488	185	673		-9 = LEGITIMATE SKIP
		1	0	1		-4 = DON'T KNOW
		1	0	1		0
		4	0	4		1
		4	1	5		2
		3	1	4		3
		8	1	9		4
		41	7	48		5
		92	9	101		6
		86	25	111		7
		29	20	49		8

COLUMN LOCATION	VARIABLE NAME	DC	NON-DC	TOTAL	CODE	VARIABLE LABEL AND CODE VALUE
	A17A2_LB	6	4	10	9	BIRTH WEIGHT/LBS: BABY2 (CONTINUED)
		3	1	4	10	
161-162	A17A2_OZ					BIRTH WEIGHT/OZS: BABY2 RANGE = 0 - 15
		488	185	673	-9	= LEGITIMATE SKIP
		9	2	11	-8	= MISSING
		5	0	5	-4	= DON'T KNOW
		19	9	28	0	
		12	2	14	1	
		14	5	19	2	
		19	5	24	3	
		18	4	22	4	
		23	5	28	5	
		23	3	26	6	
		20	3	23	7	
		17	7	24	8	
		15	3	18	9	
		14	1	15	10	
		22	5	27	11	
		11	6	17	12	
		20	4	24	13	
		10	4	14	14	
		7	1	8	15	
163-164	XA17A2					MOTHER'S AGE AT DELIVERY: BABY 2
		488	185	673	-9	= LEGITIMATE SKIP
		0	3	3	-8	= MISSING
		0	2	2	-5	= DATA OUT OF RANGE
		1	0	1	-4	= DON'T KNOW
		1	0	1	14	
		3	0	3	15	
		8	0	8	16	
		16	1	17	17	
		26	1	27	18	
		35	7	42	19	
		39	1	40	20	
		23	6	29	21	
		16	5	21	22	
		28	3	31	23	
		12	4	16	24	
		21	2	23	25	
		13	4	17	26	
		5	8	13	27	
		6	2	8	28	
		6	1	7	29	
		6	3	9	30	
		3	3	6	31	
		2	6	8	32	
		6	2	8	33	
		0	3	3	34	
		0	1	1	36	
		1	1	2	37	
		1	0	1	38	
165-166	A17A2_MF					SEX: BABY2
		488	185	673	-9	= LEGITIMATE SKIP
		0	1	1	-8	= MISSING
		131	42	173	1	= MALE
		147	26	173	2	= FEMALE



COLUMN LOCATION	VARIABLE NAME	DC	NON-DC	TOTAL	CODE	VARIABLE LABEL AND CODE VALUE
167-168	A17A2_YN					BABY DELIVERED MORE THAN 2 WEEKS EARLY: BABY2
		488	185	673	-9	LEGITIMATE SKIP
		8	4	12	-8	MISSING
		43	13	56	1	YES
		227	52	279	2	NO
169-170	A17A3_LB					BIRTH WEIGHT/LBS: BABY3 RANGE = 2 - 9
		629	235	864	-9	LEGITIMATE SKIP
		3	1	4	2	
		4	1	5	3	
		8	2	10	4	
		19	0	19	5	
		52	5	57	6	
		30	5	35	7	
		19	5	24	8	
		2	0	2	9	
171-172	A17A3_OZ					BIRTH WEIGHT/OZS: BABY 3 RANGE = 0 - 15
		629	235	864	-9	LEGITIMATE SKIP
		4	0	4	-8	MISSING
		1	0	1	-4	DON'T KNOW
		20	0	20	0	
		5	1	6	1	
		12	1	13	2	
		8	1	9	3	
		4	3	7	4	
		13	2	15	5	
		4	3	7	6	
		12	1	13	7	
		10	1	11	8	
		5	1	6	9	
		5	0	5	10	
		9	0	9	11	
		7	2	9	12	
		5	1	6	13	
		9	1	10	14	
		4	1	5	15	
173-174	XA17A3					MOTHER'S AGE AT DELIVERY: BABY 3 RANGE = 15 - 35
		629	235	864	-9	LEGITIMATE SKIP
		0	1	1	-8	MISSING
		1	0	1	-4	DON'T KNOW
		1	0	1	15	
		2	0	2	17	
		4	0	4	18	
		15	2	17	19	
		10	0	10	20	
		11	0	11	21	
		8	1	9	22	
		16	3	19	23	
		7	0	7	24	
		13	2	15	25	
		11	3	14	26	
		9	1	10	27	
		8	3	11	28	
		8	0	8	29	
		3	0	3	30	

COLUMN LOCATION	VARIABLE NAME	DC	NON-DC	TOTAL	CODE	VARIABLE LABEL AND CODE VALUE
	XA17A3					MOTHER'S AGE AT DELIVERY: BABY 3 (CONTINUED)
		4	1	5	31	
		1	2	3	32	
		1	0	1	33	
		3	0	3	34	
		1	0	1	35	
175-176	A17A3_MF					SEX: BABY3
		629	235	864	-9	= LEGITIMATE SKIP
		73	8	81	1	= MALE
		64	11	75	2	= FEMALE
177-178	A17A3_YN					BABY DELIVERED MORE THAN 2 WEEKS EARLY: BABY3
		629	235	864	-9	= LEGITIMATE SKIP
		5	0	5	-8	= MISSING
		30	4	34	1	= YES
		102	15	117	2	= NO
179-180	A17A4_LB					BIRTH WEIGHT/LBS: BABY4 RANGE = 1 - 11
		700	249	949	-9	= LEGITIMATE SKIP
		1	0	1	-4	= DON'T KNOW
		2	0	2	1	
		1	0	1	2	
		3	0	3	3	
		5	0	5	4	
		6	0	6	5	
		14	0	14	6	
		20	4	24	7	
		11	1	12	8	
		2	0	2	9	
		1	0	1	11	
181-182	A17A4_OZ					BIRTH WEIGHT/OZS: BABY4 RANGE = 0 - 15
		700	249	949	-9	= LEGITIMATE SKIP
		2	0	2	-8	= MISSING
		3	0	3	-4	= DON'T KNOW
		10	0	10	0	
		1	1	2	1	
		8	0	8	2	
		3	0	3	3	
		3	1	4	4	
		6	0	6	5	
		0	1	1	6	
		5	1	6	7	
		6	0	6	8	
		9	0	9	9	
		1	0	1	10	
		1	1	2	11	
		3	0	3	12	
		2	0	2	13	
		3	0	3	15	
183-184	XA17A4					MOTHER'S AGE AT DELIVERY: BABY 4
		700	249	949	-9	= LEGITIMATE SKIP
		1	0	1	-8	= MISSING
		1	0	1	-5	= DATA OUT OF RANGE
		1	0	1	-4	= DON'T KNOW

COLUMN LOCATION	VARIABLE NAME	DC	NON-DC	TOTAL	CODE	VARIABLE LABEL AND CODE VALUE
	XA17A4					MOTHER'S AGE AT DELIVERY: BABY 4 (CONTINUED)
		1	0	1	17	
		3	0	3	19	
		1	1	2	20	
		4	0	4	21	
		4	0	4	22	
		9	0	9	23	
		6	0	6	24	
		2	0	2	25	
		9	0	9	26	
		5	0	5	27	
		3	1	4	28	
		4	0	4	29	
		3	0	3	30	
		4	0	4	31	
		1	1	2	32	
		1	2	3	33	
		2	0	2	34	
		1	0	1	38	
185-186	A17A4_MF	700	249	949		SEX: BABY4 -9 = LEGITIMATE SKIP -8 = MISSING 1 = MALE 2 = FEMALE
		1	0	1		
		36	3	39		
		29	2	31		
187-188	A17A4_YN	700	249	949		BABY DELIVERED MORE THAN 2 WEEKS EARLY: BABY4 -9 = LEGITIMATE SKIP -8 = MISSING 1 = YES 2 = NO
		4	1	5		
		20	1	21		
		42	3	45		
189-190	A17A5_LB	737	253	990		BIRTH WEIGHT/LBS: BABY 5 RANGE = 1 - 10 -9 = LEGITIMATE SKIP -4 = DON'T KNOW
		2	0	2		
		2	0	2		
		3	0	3		
		6	1	7		
		10	0	10		
		2	0	2		
		2	0	2		
		2	0	2		
191-192	A17A5_OZ	737	253	990		BIRTH WEIGHT/OZS: BABY 5 RANGE = 0 - 14 -9 = LEGITIMATE SKIP -8 = MISSING -4 = DON'T KNOW
		1	0	1		
		3	0	3		
		6	0	6		
		3	0	3		
		2	0	2		
		1	0	1		
		1	0	1		
		4	0	4		
		1	1	2		
		2	0	2		
		1	0	1		
		2	0	2		

COLUMN LOCATION	VARIABLE NAME	DC	NON-DC	TOTAL	CODE	VARIABLE LABEL AND CODE VALUE
	A17A5_OZ					BIRTH WEIGHT/OZS: BABY 5 (CONTINUED)
		1	0	1	13	
		1	0	1	14	
183-194	XA17A5	737	253	990		MOTHER'S AGE AT DELIVERY: BABY 5
		1	0	1		-9 = LEGITIMATE SKIP
		1	0	1		-8 = MISSING
		3	0	3		-4 = DON'T KNOW
		1	0	1	20	
		3	0	3	22	
		3	0	3	23	
		3	0	3	24	
		3	0	3	26	
		1	0	1	27	
		3	0	3	28	
		4	0	4	29	
		1	0	1	30	
		2	0	2	32	
		1	0	1	33	
		1	1	2	34	
		1	0	1	35	
195-196	A17A5_MF	737	253	990		SEX: BABY 5
		17	0	17		-9 = LEGITIMATE SKIP
		12	1	13		1 = MALE
						2 = FEMALE
197-198	A17A5_YN	737	253	990		BABY DELIVERED MORE THAN 2 WEEKS EARLY: BABY5
		2	1	3		-9 = LEGITIMATE SKIP
		5	0	5		-8 = MISSING
		22	0	22		1 = YES
						2 = NO
199-200	A17A6_LB	755	253	1008		BIRTH WEIGHT/LBS: BABY 6 RANGE = 5 - 8
		1	0	1		-9 = LEGITIMATE SKIP
		5	0	5	5	
		4	1	5	6	
		1	0	1	7	
					8	
201-202	A17A6_OZ	755	253	1008		BIRTH WEIGHT/OZS: BABY 6 RANGE = 0 - 11
		1	0	1		-9 = LEGITIMATE SKIP
		3	0	3		-4 = DON'T KNOW
		2	0	2	0	
		1	0	1	2	
		0	1	1	3	
		2	0	2	4	
		2	0	2	9	
					11	
203-204	XA17A6	755	253	1008		MOTHER'S AGE AT DELIVERY: BABY 6
		1	0	1		-9 = LEGITIMATE SKIP
		1	0	1	23	
		2	0	2	24	
		2	0	2	25	
		2	0	2	28	
		1	0	1	29	
		2	0	2	30	

COLUMN LOCATION	VARIABLE NAME	DC	NON-DC	TOTAL	CODE	VARIABLE LABEL AND CODE VALUE
	XA17A6					MOTHER'S AGE AT DELIVERY: BABY 6 (CONTINUED)
		2	0	2	31	
		0	1	1	37	
205-206	A17A6_MF	755	253	1008		SEX: BABY 6
		6	0	6	-9	= LEGITIMATE SKIP
		5	1	6	1	= MALE
					2	= FEMALE
207-208	A17A6_YN	755	253	1008		BABY DELIVERED MORE THAN 2 WEEKS EARLY: BABY6
		1	1	2	-9	= LEGITIMATE SKIP
		1	0	1	-8	= MISSING
		9	0	9	1	= YES
					2	= NO
209-210	A17A7_LB	760	254	1014		BIRTH WEIGHT/LBS: BABY 7 RANGE = 5 - 7
		2	0	2	-9	= LEGITIMATE SKIP
		4	0	4	5	
					7	
211-212	A17A7_OZ	760	254	1014		BIRTH WEIGHT/OZS: BABY 7 RANGE = 0 - 15
		2	0	2	-9	= LEGITIMATE SKIP
		1	0	1	0	
		1	0	1	2	
		1	0	1	4	
		1	0	1	6	
		1	0	1	15	
213-214	XA17A7	760	254	1014		MOTHER'S AGE AT DELIVERY: BABY 7
		1	0	1	-9	= LEGITIMATE SKIP
		1	0	1	25	
		1	0	1	26	
		1	0	1	29	
		2	0	2	31	
		1	0	1	32	
215-216	A17A7_MF	760	254	1014		SEX: BABY 7
		4	0	4	-9	= LEGITIMATE SKIP
		2	0	2	1	= MALE
					2	= FEMALE
217-218	A17A7_YN	760	254	1014		BABY DELIVERED MORE THAN 2 WEEKS EARLY: BABY8
		0	0	0	-9	= LEGITIMATE SKIP
		6	0	6	1	= YES
					2	= NO
219-220	A17A8_LB	762	254	1016		BIRTH WEIGHT/LBS: BABY 8 RANGE = 5 - 8
		1	0	1	-9	= LEGITIMATE SKIP
		1	0	1	5	
		1	0	1	6	
		1	0	1	7	
		1	0	1	8	

COLUMN LOCATION	VARIABLE NAME	DC	NON-DC	TOTAL	CODE	VARIABLE LABEL AND CODE VALUE
221-222	A17A8_OZ					BIRTH WEIGHT/OZS: BABY 8 RANGE = 4 - 9
		762	254	1016	-9	LEGITIMATE SKIP
		1	0	1	4	
		1	0	1	6	
		1	0	1	7	
		1	0	1	9	
223-224	XA17A8					MOTHER'S AGE AT DELIVERY: BABY 8
		762	254	1016	-9	LEGITIMATE SKIP
		1	0	1	25	
		1	0	1	27	
		1	0	1	30	
		1	0	1	34	
225-226	A17A8_MF					SEX: BABY 8
		762	254	1016	-9	LEGITIMATE SKIP
		1	0	1	1	MALE
		3	0	3	2	FEMALE
227-228	A17A8_YN					BABY DELIVERED MORE THAN 2 WEEKS EARLY: BABY8
		762	254	1016	-9	LEGITIMATE SKIP
		1	0	1	1	YES
		3	0	3	2	NO
229-230	A17A9_LB					BIRTH WEIGHT/LBS: BABY 9 RANGE = 7 - 8
		764	254	1018	-9	LEGITIMATE SKIP
		1	0	1	7	
		1	0	1	8	
231-232	A17A9_OZ					BIRTH WEIGHT/OZS: BABY 9 RANGE = 0 - 1
		764	254	1018	-9	LEGITIMATE SKIP
		1	0	1	0	
		1	0	1	1	
233-234	XA17A9					MOTHER'S AGE AT DELIVERY: BABY 9
		764	254	1018	-9	LEGITIMATE SKIP
		1	0	1	30	
		1	0	1	37	
235-236	A17A9_MF					SEX: BABY 9
		764	254	1018	-9	LEGITIMATE SKIP
		1	0	1	1	MALE
		1	0	1	2	FEMALE
237-238	A17A9_YN					BABY DELIVERED MORE THAN 2 WEEKS EARLY: BABY9
		764	254	1018	-9	LEGITIMATE SKIP
		0	0	0	1	YES
		2	0	2	2	NO
239-240	XAGECALC					MOTHER'S AGE CALCULATED FROM MONTH, DAY, YEAR
		1	1	2	-8	MISSING
		1	0	1	-7	ITEM REFUSAL
		1	2	3	-5	DATA OUT OF RANGE
		3	1	4	13	
		6	0	6	14	

COLUMN LOCATION	VARIABLE NAME	DC	NON-DC	TOTAL	CODE	VARIABLE LABEL AND CODE VALUE
	XAGECALC					MOTHER'S AGE CALCULATED FROM MONTH, DAY, YEAR (CONTINUED)
		8	3	11	15	
		13	2	15	16	
		28	3	31	17	
		29	4	33	18	
		46	13	59	19	
		49	4	53	20	
		52	9	61	21	
		53	10	63	22	
		33	6	39	23	
		49	6	55	24	
		37	15	52	25	
		47	12	59	26	
		34	10	44	27	
		39	19	58	28	
		36	15	51	29	
		31	10	41	30	
		20	11	31	31	
		24	21	45	32	
		25	20	45	33	
		22	15	37	34	
		27	14	41	35	
		17	9	26	36	
		13	9	22	37	
		5	1	6	38	
		8	1	9	39	
		7	8	15	40	
		1	0	1	42	
		1	0	1	43	
241-242	B_2					CURRENT MARITAL STATUS
		1	0	1	-8	= MISSING
		1	0	1	-7	= ITEM REFUSAL
		1	0	1	-6	= MULTIPLE RESPONSE
		163	155	318	1	= MARRIED
		0	2	2	2	= WIDOWED
		30	9	39	3	= DIVORCED/SEPARATED
		91	19	110	4	= NOT MARRIED/LIVING W/A PARTNER
		479	69	548	5	= NEVER MARRIED
243-244	B_3					HISPANIC/SPANISH ORIGIN/DESCENT
		8	8	16	-8	= MISSING
		1	0	1	-7	= ITEM REFUSAL
		45	17	62	1	= YES
		712	229	941	2	= NO
245-246	B_4					RACIAL BACKGROUND
		31	7	38	-8	= MISSING
		3	1	4	-6	= MULTIPLE RESPONSE
		656	153	809	1	= BLACK/AFRICAN AMERICAN
		53	75	128	2	= WHITE
		3	0	3	3	= AMERICAN INDIAN/ALASKAN NATIVE
		3	6	9	4	= ASIAN/PACIFIC ISLANDER
		2	5	7	5	= SOME OTHER RACE
		15	7	22	6	= HISPANIC, RACE UNSPECIFIED
247-248	B_5					HIGHEST LEVEL/LAST GRADE COMPLETED/SCH
		2	0	2	-8	= MISSING
		4	0	4	0	= NO SCHOOLING
		1	0	1	1	= ELEMENTARY GRADE 1

COLUMN LOCATION	VARIABLE NAME	DC	NON-DC	TOTAL	CODE	VARIABLE LABEL AND CODE VALUE
	B_5					HIGHEST LEVEL/LAST GRADE COMPLETED/SCH (CONTINUED)
		6	0	6		2 = ELEMENTARY GRADE 2
		2	0	2		3 = ELEMENTARY GRADE 3
		1	1	2		4 = ELEMENTARY GRADE 4
		4	1	5		5 = ELEMENTARY GRADE 5
		6	2	8		6 = ELEMENTARY GRADE 6
		6	2	8		7 = ELEMENTARY GRADE 7
		15	1	16		8 = ELEMENTARY GRADE 8
		47	6	53		9 = HIGH SCHOOL GRADE 9
		67	2	69		10 = HIGH SCHOOL GRADE 10
		116	8	124		11 = HIGH SCHOOL GRADE 11
		300	84	384		12 = HIGH SCHOOL GRADE 12
		42	23	65		13 = COLLEGE YEAR 1
		39	28	67		14 = COLLEGE YEAR 2
		20	9	29		15 = COLLEGE YEAR 3
		37	36	73		16 = COLLEGE YEAR 4
		51	51	102		17 = GRADUATE/PROFESSIONAL SCHOOL/HIGHER
249-250	B_6					#PEOPLE REGULARLY LIVE WITH/INCLUDE SELF RANGE = 2 - 14
		7	0	7		-8 = MISSING
		1	0	1		-2 = RESPONSE ILLEGIBLE
		34	3	37		2
		201	81	282		3
		198	83	281		4
		136	51	187		5
		77	19	96		6
		39	2	41		7
		34	10	44		8
		20	3	23		9
		9	1	10		10
		5	1	6		11
		2	0	2		12
		1	0	1		13
		2	0	2		14
251-252	B_7					#PEOPLE UNDER THE AGE OF 18 RANGE = 0 - 9
		6	6	12		-8 = MISSING
		2	1	3		-5 = DATA OUT OF RANGE
		1	0	1		-4 = DONT KNOW
		13	13	26		0
		199	76	275		1
		227	83	310		2
		149	54	203		3
		88	16	104		4
		46	1	47		5
		17	2	19		6
		12	1	13		7
		4	1	5		8
		2	0	2		9
253-254	C_1					YOUR AGE WHEN FIRST TRIED A CIGARETTE RANGE = 5 - 31
		2	0	2		-5 = DATA OUT OF RANGE
		0	1	1		-4 = DONT KNOW
		1	0	1		5
		1	0	1		6
		3	0	3		7
		5	4	9		8



COLUMN LOCATION	VARIABLE NAME	DC	NON-DC	TOTAL	CODE	VARIABLE LABEL AND CODE VALUE
	C_1					YOUR AGE WHEN FIRST TRIED A CIGARETTE (CONTINUED)
		11	3	14	9	
		13	3	16	10	
		16	4	20	11	
		43	13	56	12	
		50	18	68	13	
		60	11	71	14	
		70	19	89	15	
		75	24	99	16	
		20	14	34	17	
		20	21	41	18	
		8	4	12	19	
		7	5	12	20	
		3	3	6	21	
		1	0	1	22	
		3	0	3	23	
		1	1	2	24	
		1	1	2	25	
		1	0	1	26	
		2	0	2	28	
		1	0	1	31	
		348	105	453	91 = NEVER	
255-256	C_2					AGE/FIRST START SMOKING CIGARETTE DAILY RANGE = 5 - 35
		7	2	9	-8 = MISSING	
		1	0	1	5	
		0	1	1	8	
		1	0	1	9	
		2	0	2	10	
		1	0	1	11	
		6	1	7	12	
		17	1	18	13	
		25	2	27	14	
		33	8	41	15	
		52	12	64	16	
		37	13	50	17	
		31	17	48	18	
		13	8	21	19	
		9	8	17	20	
		10	3	13	21	
		6	2	8	22	
		6	0	6	23	
		6	2	8	24	
		3	1	4	25	
		1	1	2	26	
		1	0	1	28	
		1	0	1	32	
		1	0	1	35	
		496	172	668	91 = NEVER SMOKED DAILY	
257-258	C_3					LAST TIME YOU SMOKED A CIGARETTE
		180	24	204	1 = WITHIN THE PAST WEEK (7 DAYS)	
		21	1	22	2 = WITHIN THE PAST MONTH (30 DAYS)	
		9	1	10	3 = 1/MORE MON AGO/LESS THAN 3 MON AGO	
		10	4	14	4 = 3/MORE MON AGO/LESS THAN 6 MON AGO	
		23	22	45	5 = 6/MORE MON AGO/LESS THAN 1 YR AGO	
		26	11	37	6 = 1/MORE YR AGO/LESS THAN 3 YR AGO	
		90	67	157	7 = 3/MORE YEARS AGO	
		10	5	15	8 = EDITED PREGNANCY USE	

COLUMN LOCATION	VARIABLE NAME	DC	NON-DC	TOTAL	CODE	VARIABLE LABEL AND CODE VALUE
	C_3					LAST TIME YOU SMOKED A CIGARETTE (CONTINUED)
		49	14	63		9 = EDITED LIFETIME USE
		348	105	453		91 = NEVER SMOKED A CIGARETTE IN MY LIFE
259-260	C_4					#CIGARETTE SMOKED A DAY/THIS PREGNANCY
		30	4	34		1 = LESS THAN ONE CIGARETTE A DAY
		101	12	113		2 = 1 TO 5 CIGARETTES A DAY
		70	16	86		3 = ABOUT 1/2 PACK A DAY
		24	2	26		4 = ABOUT 1 PACK A DAY
		5	1	6		5 = ABOUT 1-1/2 PACKS PER DAY
		2	1	3		6 = ABOUT 2 PACKS OR MORE A DAY
		6	5	11		8 = EDITED PREGNANCY USE, FREQUENCY UNSPECIFIED
		528	213	741		91 = DID NOT SMOKE DURING THIS PREGNANCY
261-262	C_5					LIVE IN SAME HOUSE W/ONE WHO SMOKED/PREG
		6	2	8		-8 = MISSING
		1	0	1		-6 = MULTIPLE RESPONSE
		346	77	423		1 = YES
		413	175	588		2 = NO
263-264	C_6					AGE/FIRST TIME HAD GLASS OF BEER/WINE/LIQUOR RANGE = 4 - 30
		28	7	35		-8 = MISSING
		2	3	5		-5 = DATA OUT OF RANGE
		0	1	1		4
		1	0	1		5
		1	0	1		6
		2	0	2		7
		2	0	2		8
		1	1	2		9
		2	2	4		10
		2	0	2		11
		12	4	16		12
		28	8	36		13
		37	9	46		14
		42	11	53		15
		98	39	137		16
		70	30	100		17
		82	43	125		18
		21	9	30		19
		15	5	20		20
		21	8	29		21
		8	5	13		22
		4	1	5		23
		3	2	5		24
		4	6	10		25
		2	0	2		26
		1	0	1		27
		1	0	1		28
		3	0	3		30
		273	60	333		91 = NEVER
265-266	C_7					LAST TIME YOU DRANK ANY ALCOHOL
		26	7	33		-8 = MISSING
		65	11	76		1 = WITHIN THE PAST WEEK (7 DAYS)
		37	12	49		2 = WITHIN THE PAST MONTH (30 DAYS)
		27	12	39		3 = 1/MORE MON AGO/LESS THAN 3 MON AGO
		32	6	38		4 = 3/MORE MON AGO/LESS THAN 6 MON AGO
		120	62	182		5 = 6/MORE MON AGO/LESS THAN 1 YR AGO

COLUMN LOCATION	VARIABLE NAME	DC	NON-DC	TOTAL	CODE	VARIABLE LABEL AND CODE VALUE
	C_7					LAST TIME YOU DRANK ANY ALCOHOL (CONTINUED)
		101	54	155	6	1/MORE YR AGO/LESS THAN 3 YR AGO
		58	24	82	7	3/MORE YEARS AGO
		19	4	23	8	EDITED PREGNANCY USE
		8	2	10	9	EDITED LIFETIME USE
		273	60	333	91	NEVER DRANK ALCOHOL IN MY LIFE
267-268	C_8					HOW OFTEN YOU DRANK ALCO/THIS PREGNANCY
		26	7	33	-8	MISSING
		11	1	12	1	DAILY
		10	0	10	2	ALMOST DAILY/3 TO 6 DAYS A WEEK
		34	7	41	3	1 TO 2 DAYS A WEEK
		34	6	40	4	SEVERAL TIMES A MONTH
		83	38	121	5	MONTHLY OR LESS(AT LEAST ONCE)
		31	3	34	8	EDITED PREGNANCY USE, FREQUENCY UNSPECIFIED
		537	192	729	91	DID NOT DRINK ALCO/THIS PREGNANCY
269-270	C_9					#DRINKS USUALLY HAD/THIS PREGNANCY
						RANGE = 1 - 23
		60	18	78	-8	MISSING
		82	35	117	1	
		36	3	39	2	
		15	3	18	3	
		9	0	9	4	
		4	0	4	5	
		2	0	2	6	
		2	0	2	8	
		0	1	1	23	
		556	194	750	91	NEVER
271-272	C_10					AGE/FIRST TIME TRIED MARIJUANA/HASH
						RANGE = 7 - 31
		12	2	14	-8	MISSING
		2	1	3	-5	DATA OUT OF RANGE
		1	0	1	7	
		1	0	1	8	
		2	0	2	11	
		10	1	11	12	
		18	3	21	13	
		21	6	27	14	
		28	8	36	15	
		61	9	70	16	
		33	9	42	17	
		23	21	44	18	
		14	5	19	19	
		7	1	8	20	
		6	2	8	21	
		1	0	1	22	
		2	1	3	23	
		2	0	2	24	
		1	0	1	25	
		1	1	2	28	
		2	0	2	30	
		0	1	1	31	
		518	183	701	91	NEVER
273-274	C_11					LAST TIME YOU USED MARIJUANA/HASH
		11	2	13	-8	MISSING
		7	1	8	1	WITHIN THE PAST WEEK (7 DAYS)
		9	0	9	2	WITHIN THE PAST MONTH (30 DAYS)

COLUMN LOCATION	VARIABLE NAME	DC	NON-DC	TOTAL	CODE	VARIABLE LABEL AND CODE VALUE
	C_11					LAST TIME YOU USED MARIJUANA/HASH (CONTINUED)
		9	0	9		3 = 1/MORE MON AGO/LESS THAN 3 MON AGO
		9	0	9		4 = 3/MORE MON AGO/LESS THAN 6 MON AGO
		17	2	19		5 = 6/MORE MON AGO/LESS THAN 1 YR AGO
		48	4	52		6 = 1/MORE YR AGO/LESS THAN 3 YR AGO
		114	60	174		7 = 3/MORE YEARS AGO
		14	1	15		8 = EDITED PREGNANCY USE
		10	1	11		9 = EDITED LIFETIME USE
		518	183	701		91 = NEVER USED MARIJUANA/HASH IN LIFE
275-276	C_12					HOW OFTEN USED MARIJUANA/THIS PREGNANCY
		12	1	13		-8 = MISSING
		8	1	9		-5 = DATA OUT OF RANGE
		4	1	5		1 = DAILY
		3	0	3		2 = ALMOST DAILY/3 TO 6 DAYS A WEEK
		10	0	10		3 = 1 TO 2 DAYS A WEEK
		7	0	7		4 = SEVERAL TIMES A MONTH
		24	1	25		5 = MONTHLY OR LESS(AT LEAST ONCE)
		10	1	11		8 = EDITED PREGNANCY USE, FREQUENCY UNSPECIFIED
		688	249	937		91 = NOT USED MARIJUANA/THIS PREGNANCY
277-278	C_13					LIVED IN SAME HOUSE W/ONE WHO SMOKE HASH
		13	1	14		-8 = MISSING
		1	0	1		-6 = MULTIPLE RESPONSE
		43	7	50		1 = YES
		709	246	955		2 = NO
279-280	C_14					AGE/FIRST TIME USED "CRACK" COCAINE RANGE = 14 - 37
		45	10	55		-8 = MISSING
		6	0	6		-5 = DATA OUT OF RANGE
		1	1	2		14
		1	0	1		15
		3	0	3		16
		4	0	4		17
		11	0	11		18
		15	0	15		19
		11	2	13		20
		11	0	11		21
		10	0	10		22
		9	0	9		23
		5	1	6		24
		13	0	13		25
		4	0	4		26
		3	0	3		27
		3	0	3		28
		2	0	2		29
		4	0	4		30
		2	0	2		31
		1	0	1		32
		1	0	1		33
		1	0	1		34
		3	0	3		37
		597	240	837		91 = NEVER
281-282	C_15					LAST TIME YOU USED "CRACK" COCAINE
		38	10	48		-8 = MISSING
		45	1	46		1 = WITHIN THE PAST WEEK (7 DAYS)
		18	0	18		2 = WITHIN THE PAST MONTH (30 DAYS)

COLUMN LOCATION	VARIABLE NAME	DC	NON-DC	TOTAL	CODE	VARIABLE LABEL AND CODE VALUE
	C_15					LAST TIME YOU USED "CRACK" COCAINE (CONTINUED)
		14	2	16		3 = 1/MORE MON AGO/LESS THAN 3 MON AGO
		16	0	16		4 = 3/MORE MON AGO/LESS THAN 6 MON AGO
		8	1	9		5 = 6/MORE MON AGO/LESS THAN 1 YR AGO
		6	0	6		6 = 1/MORE YR AGO/LESS THAN 3 YR AGO
		19	0	19		7 = 3/MORE YEARS AGO
		5	0	5		8 = EDITED PREGNANCY USE
		597	240	837		91 = NEVER USED "CRACK" COCAINE IN LIFE
283-284	C_16					HOW OFTEN USED "CRACK" COCAINE/PREGNANCY
		37	10	47		-8 = MISSING
		14	0	14		1 = DAILY
		14	1	15		2 = ALMOST DAILY/3 TO 6 DAYS A WEEK
		22	0	22		3 = 1 TO 2 DAYS A WEEK
		18	1	19		4 = SEVERAL TIMES A MONTH
		27	1	28		5 = MONTHLY OR LESS(AT LEAST ONCE)
		8	0	8		8 = EDITED PREGNANCY USE, FREQUENCY UNSPECIFIED
		626	241	867		91 = NOT USED CRACK COCAINE/THIS PREGNANCY
285-286	C_17					USED "CRACK" COCAINE 24 HRS/BEFORE LABOR
		36	10	46		-8 = MISSING
		28	1	29		1 = YES
		702	243	945		2 = NO
287-288	C_18					USE "CRACK" COCAINE TO CAUSE LABOR START
		36	10	46		-8 = MISSING
		4	0	4		1 = YES
		726	244	970		2 = NO
289-290	C_19					LIVE IN HOUSE W/ONE/WHO SMOKED COCAINE
		36	10	46		-8 = MISSING
		41	1	42		1 = YES
		689	243	932		2 = NO
291-292	C_20					AGE/FIRST USED COCAINE OTHER THAN CRACK RANGE = 13 - 37
		11	0	11		-8 = MISSING
		5	2	7		-5 = DATA OUT OF RANGE
		1	0	1		13
		1	0	1		14
		4	0	4		15
		4	0	4		16
		10	1	11		17
		15	1	16		18
		9	2	11		19
		10	4	14		20
		11	2	13		21
		8	1	9		22
		12	2	14		23
		4	1	5		24
		6	2	8		25
		3	0	3		26
		3	0	3		27
		1	0	1		28
		3	0	3		29
		1	0	1		31
		1	0	1		32
		1	0	1		34

COLUMN LOCATION	VARIABLE NAME	DC	NON-DC	TOTAL	CODE	VARIABLE LABEL AND CODE VALUE
	C_20					AGE/FIRST USED COCAINE OTHER THAN CRACK (CONTINUED)
		1	0	1	37	
		641	236	877	91 = NEVER	
293-294	C_21					LAST USED COCAINE OTHER THAN CRACK
		9	0	9	-8 = MISSING	
		13	1	14	1 = WITHIN THE PAST WEEK (7 DAYS)	
		5	0	5	2 = WITHIN THE PAST MONTH (30 DAYS)	
		7	0	7	3 = 1/MORE MON AGO/LESS THAN 3 MON AGO	
		7	0	7	4 = 3/MORE MON AGO/LESS THAN 6 MON AGO	
		12	0	12	5 = 6/MORE MON AGO/LESS THAN 1 YR AGO	
		9	1	10	6 = 1/MORE YR AGO/LESS THAN 3 YR AGO	
		53	16	69	7 = 3/MORE YEARS AGO	
		5	0	5	8 = EDITED PREGNANCY USE	
		5	0	5	9 = EDITED LIFETIME USE	
		641	236	877	91 = NEVER TRIED OTHER COCAINE IN LIFE	
295-296	C_22					AVG. USE/COCAINE OTHER THAN CRACK/PREG
		12	0	12	-8 = MISSING	
		7	1	8	1 = DAILY	
		4	0	4	2 = ALMOST DAILY/3 TO 6 DAYS A WEEK	
		6	0	6	3 = 1 TO 2 DAYS A WEEK	
		8	0	8	4 = SEVERAL TIMES A MONTH	
		13	0	13	5 = MONTHLY OR LESS(AT LEAST ONCE)	
		4	0	4	8 = EDITED PREGNANCY USE, FREQUENCY UNSPECIFIED	
		712	253	965	91 = NOT USED OTHER COCAINE THIS PREGNANCY	
297-298	C_23					USE COCAINE(NOT CRACK)24 HR/BEFORE LABOR
		11	0	11	-8 = MISSING	
		1	0	1	-5 = DATA OUT OF RANGE	
		10	1	11	1 = YES	
		744	253	997	2 = NO	
299-300	C_24					USE COCAINE(NOT CRACK)CAUSE LABOR START
		11	0	11	-8 = MISSING	
		1	1	2	1 = YES	
		754	253	1007	2 = NO	
301-302	C_25					AGE/FIRST TIME YOU USED HEROIN RANGE = 12 - 37
		35	12	47	-8 = MISSING	
		2	0	2	-5 = DATA OUT OF RANGE	
		1	0	1	12	
		1	0	1	13	
		1	0	1	15	
		3	0	3	17	
		5	0	5	18	
		1	0	1	19	
		1	0	1	20	
		2	0	2	23	
		4	0	4	25	
		1	0	1	30	
		1	0	1	37	
		706	242	950	91 = NEVER	
303-304	C_26					LAST TIME YOU USED HEROIN
		34	12	46	-8 = MISSING	
		4	0	4	1 = WITHIN THE PAST WEEK (7 DAYS)	
		2	0	2	2 = WITHIN THE PAST MONTH (30 DAYS)	

COLUMN LOCATION	VARIABLE NAME	DC	NON-DC	TOTAL	CODE	VARIABLE LABEL AND CODE VALUE
	C_26					LAST TIME YOU USED HEROIN (CONTINUED)
		3	0	3		3 = 1/MORE MON AGO/LESS THAN 3 MON AGO
		2	0	2		4 = 3/MORE MON AGO/LESS THAN 6 MON AGO
		0	0	0		5 = 6/MORE MON AGO/LESS THAN 1 YR AGO
		1	0	1		6 = 1/MORE YR AGO/LESS THAN 3 YR AGO
		10	0	10		7 = 3/MORE YEARS AGO
		2	0	2		8 = EDITED PREGNANCY USE
		708	242	950		91 = NEVER TRIED HEROIN IN MY LIFE
305-306	C_27					HOW OFTEN USED HEROIN/THIS PREGNANCY
		34	12	46		-8 = MISSING
		3	0	3		1 = DAILY
		5	0	5		2 = ALMOST DAILY/3 TO 6 DAYS A WEEK
		1	0	1		3 = 1 TO 2 DAYS A WEEK
		1	0	1		4 = SEVERAL TIMES A MONTH
		1	0	1		5 = MONTHLY OR LESS(AT LEAST ONCE)
		2	0	2		8 = EDITED PREGNANCY USE, FREQUENCY UNSPECIFIED
		719	242	961		91 = DID NOT USE HEROIN/THIS PREGNANCY
307-308	C_28					SMOKED HEROIN DURING THIS PREGNANCY
		36	12	48		-8 = MISSING
		4	0	4		1 = YES
		726	242	968		2 = NO
309-310	C_29_01					USED INHALANTS/DURING PREGNANCY
		53	18	71		-8 = MISSING
		1	0	1		-5 = DATA OUT OF RANGE
		711	236	947		0 = NOT CIRCLED
		1	0	1		1 = CIRCLED
311-312	C_29_02					USED HALLUCINOGENS/DURING PREGNANCY
		53	18	71		-8 = MISSING
		1	0	1		-5 = DATA OUT OF RANGE
		704	236	940		0 = NOT CIRCLED
		8	0	8		1 = CIRCLED
313-314	C_29_03					METHADONE/TREAT PROG/DURING PREGNANCY
		53	18	71		-8 = MISSING
		1	0	1		-5 = DATA OUT OF RANGE
		709	236	945		0 = NOT CIRCLED
		3	0	3		1 = CIRCLED
315-316	C_29_04					METHADONE OTHER/DURING PREGNANCY
		53	18	71		-8 = MISSING
		1	0	1		-5 = DATA OUT OF RANGE
		711	236	947		0 = NOT CIRCLED
		1	0	1		1 = CIRCLED
317-318	C_29_05					SMOKABLE METHAMPHETAMINE/DURING PREG
		53	18	71		-8 = MISSING
		1	0	1		-5 = DATA OUT OF RANGE
		711	236	947		0 = NOT CIRCLED
		1	0	1		1 = CIRCLED
319-320	C_29_91					DID NOT USED ANY DRUGS/THIS PREGNANCY
		53	18	71		-8 = MISSING
		1	0	1		-5 = DATA OUT OF RANGE
		10	0	10		0 = NOT CIRCLED
		702	236	938		1 = CIRCLED (NO DRUGS USED)

COLUMN LOCATION	VARIABLE NAME	DC	NON-DC	TOTAL	CODE	VARIABLE LABEL AND CODE VALUE
321-322	C_30					AGE/FIRST TIME TOOK STIMULANT/NONMEDICAL RANGE = 12 - 32
		16	3	19	-8	= MISSING
		1	0	1	12	
		1	0	1	13	
		1	1	2	14	
		3	2	5	15	
		3	2	5	16	
		3	1	4	17	
		2	2	4	18	
		0	1	1	19	
		1	0	1	20	
		0	1	1	21	
		1	0	1	22	
		0	1	1	24	
		1	0	1	27	
		1	0	1	29	
		1	0	1	30	
		2	0	2	32	
		729	240	969	91	= NEVER
323-324	C_31					LAST TIME TOOK STIMULANT/NONMEDICAL
		14	3	17	-8	= MISSING
		3	0	3	1	= WITHIN THE PAST WEEK (7 DAYS)
		2	0	2	2	= WITHIN THE PAST MONTH (30 DAYS)
		0	0	0	3	= 1/MORE MON AGO/LESS THAN 3 MON AGO
		3	0	3	4	= 3/MORE MON AGO/LESS THAN 6 MON AGO
		2	0	2	5	= 6/MORE MON AGO/LESS THAN 1 YR AGO
		0	0	0	6	= 1/MORE YR AGO/LESS THAN 3 YR AGO
		10	11	21	7	= 3/MORE YEARS AGO
		2	0	2	8	= EDITED PREGNANCY USE
		1	0	1	9	= EDITED LIFETIME USE
		729	240	969	91	= NEVER USED STIMULANT IN MY LIFE
325-326	C_32					TOOK STIMULANT DURING THIS PREGNANCY
		12	3	15	-8	= MISSING
		7	0	7	1	= YES
		744	251	995	2	= NO
		3	0	3	3	= EDITED YES
327-328	C_33					AGE/FIRST TIME TOOK SED/TRANQ/ANALG RANGE = 15 - 30
		36	12	48	-8	= MISSING
		2	1	3	-5	= DATA OUT OF RANGE
		1	0	1	-2	= RESPONSE ILLEGIBLE
		2	3	5	15	
		1	0	1	16	
		1	0	1	17	
		1	1	2	18	
		2	0	2	20	
		1	0	1	21	
		1	0	1	23	
		1	0	1	24	
		1	0	1	25	
		1	0	1	30	
		715	237	952	91	= NEVER
329-330	C_34					LAST TIME TOOK SED/TRANQ/ANALG
		35	12	47	-8	= MISSING
		2	1	3	1	= WITHIN THE PAST WEEK (7 DAYS)
		1	0	1	2	= WITHIN THE PAST MONTH (30 DAYS)



COLUMN LOCATION	VARIABLE NAME	DC	NON-DC	TOTAL	CODE	VARIABLE LABEL AND CODE VALUE
	C_34					LAST TIME TOOK SED/TRANQ/ANALG (CONTINUED)
		1	0	1		3 = 1/MORE MON AGO/LESS THAN 3 MON AGO
		0	0	0		4 = 3/MORE MON AGO/LESS THAN 6 MON AGO
		1	0	1		5 = 6/MORE MON AGO/LESS THAN 1 YR AGO
		3	1	4		6 = 1/MORE YR AGO/LESS THAN 3 YR AGO
		8	3	11		7 = 3/MORE YEARS AGO
		715	237	952		91 = NEVER USED SEDATIVE IN MY LIFE
331-332	C_35					TOOK SEDATIVE DURING THIS PREGNANCY
		33	12	45		-8 = MISSING
		4	0	4		1 = YES
		728	241	969		2 = NO
		1	1	2		3 = EDITED YES
333-334	D_1_01					SMOKE CIGARETTE/W/ALCO/THIS PREGNANCY
		25	11	36		-8 = MISSING
		1	1	2		-5 = DATA OUT OF RANGE
		607	223	830		0 = NOT CIRCLED
		133	19	152		1 = CIRCLED
335-336	D_1_02					USE ALCOHOL/DURING THIS PREGNANCY
		35	12	47		-8 = MISSING
		1	1	2		-5 = DATA OUT OF RANGE
		666	235	901		0 = NOT CIRCLED
		64	6	70		1 = CIRCLED
337-338	D_1_03					USE MARIJUANA/W/ALCOHOL/THIS PREGNANCY
		25	11	36		-8 = MISSING
		2	1	3		-5 = DATA OUT OF RANGE
		717	240	957		0 = NOT CIRCLED
		22	2	24		1 = CIRCLED
339-340	D_1_04					USE INHALANTS/W/ALCOHOL/THIS PREGNANCY
		25	11	36		-8 = MISSING
		2	1	3		-5 = DATA OUT OF RANGE
		738	242	980		0 = NOT CIRCLED
		1	0	1		1 = CIRCLED
341-342	D_1_05					USE CRACK COCAINE/W/ALCO/THIS PREGNANCY
		25	11	36		-8 = MISSING
		2	1	3		-5 = DATA OUT OF RANGE
		676	240	916		0 = NOT CIRCLED
		63	2	65		1 = CIRCLED
343-344	D_1_06					OTHER COCAINE/W/ALCOHOL/THIS PREGNANCY
		25	11	36		-8 = MISSING
		2	1	3		-5 = DATA OUT OF RANGE
		731	242	973		0 = NOT CIRCLED
		8	0	8		1 = CIRCLED
345-346	D_1_07					USE HALLUCINOGENS/W/ALCOHOL/PREGNANCY
		25	11	36		-8 = MISSING
		2	1	3		-5 = DATA OUT OF RANGE
		737	242	979		0 = NOT CIRCLED
		2	0	2		1 = CIRCLED
347-348	D_1_08					USED HEROIN/W/ALCOHOL/THIS PREGNANCY
		25	11	36		-8 = MISSING
		2	1	3		-5 = DATA OUT OF RANGE
		733	242	975		0 = NOT CIRCLED
		6	0	6		1 = CIRCLED

COLUMN LOCATION	VARIABLE NAME	DC	NON-DC	TOTAL	CODE	VARIABLE LABEL AND CODE VALUE
349-350	D_1_09	25	11	36		SMOKE METHAMPHETAMINE/W/ALCO/PREGNANCY
		2	1	3		-8 = MISSING
		739	242	981		-5 = DATA OUT OF RANGE
		0	0	0		0 = NOT CIRCLED
						1 = CIRCLED
351-352	D_1_10	25	11	36		OTHER STIMULANTS/W/ALCOHOL/PREGNANCY
		2	1	3		-8 = MISSING
		739	242	981		-5 = DATA OUT OF RANGE
		0	0	0		0 = NOT CIRCLED
						1 = CIRCLED
353-354	D_1_11	25	11	36		USE SEDATIVES/W/ALCOHOL/THIS PREGNANCY
		1	1	2		-8 = MISSING
		740	242	982		-5 = DATA OUT OF RANGE
		0	0	0		0 = NOT CIRCLED
						1 = CIRCLED
355-356	D_1_12	25	11	36		TRANQUILIZERS/W/ALCOHOL/THIS PREGNANCY
		1	1	2		-8 = MISSING
		739	242	981		-5 = DATA OUT OF RANGE
		1	0	1		0 = NOT CIRCLED
						1 = CIRCLED
357-358	D_1_13	25	11	36		USE ANALGESICS/W/ALCOHOL/THIS PREGNANCY
		1	1	2		-8 = MISSING
		739	242	981		-5 = DATA OUT OF RANGE
		1	0	1		0 = NOT CIRCLED
						1 = CIRCLED
359-360	D_1_14	25	11	36		USE OTHER/W/ALCOHOL/THIS PREGNANCY
		1	1	2		-8 = MISSING
		740	242	982		-5 = DATA OUT OF RANGE
		0	0	0		0 = NOT CIRCLED
						1 = CIRCLED
361-362	D_1_15	25	11	36		METHADONE/DRUG PROG/W/ALCOHOL/ PREGNANCY
		1	1	2		-8 = MISSING
		740	242	982		-5 = DATA OUT OF RANGE
		0	0	0		0 = NOT CIRCLED
						1 = CIRCLED
363-364	D_1_16	25	11	36		METHADONE/W/ALCOHOL/THIS PREGNANCY
		1	1	2		-8 = MISSING
		740	242	982		-5 = DATA OUT OF RANGE
		0	0	0		0 = NOT CIRCLED
						1 = CIRCLED
365-366	D_1_91	43	14	57		NOT USED DRUGS/W/ALCOHOL/THIS PREGNANCY
		136	18	154		-8 = MISSING
		587	222	809		0 = NOT CIRCLED
						1 = CIRCLED (NO DRUGS USED)
367-368	D_2	8	1	9		USED A NEEDLE TO INJECT DRUG/NONMEDICAL
		10	1	11		-8 = MISSING
		744	252	996		1 = YES
		4	0	4		2 = NO
						3 = EDITED YES

COLUMN LOCATION	VARIABLE NAME	DC	NON-DC	TOTAL	CODE	VARIABLE LABEL AND CODE VALUE
369-370	D_3					LAST TIME TOOK DRUG W/NEEDLE/NONMEDICAL
		9	2	11		-8 = MISSING
		1	0	1		-5 = DATA OUT OF RANGE
		4	0	4		1 = WITHIN THE PAST WEEK (7 DAYS)
		1	0	1		2 = WITHIN THE PAST MONTH (30 DAYS)
		1	0	1		3 = 1/MORE MON AGO/LESS THAN 3 MON AGO
		0	0	0		4 = 3/MORE MON AGO/LESS THAN 6 MON AGO
		0	0	0		5 = 6/MORE MON AGO/LESS THAN 1 YR AGO
		2	0	2		6 = 1/MORE YR AGO/LESS THAN 3 YR AGO
		5	0	5		7 = 3/MORE YEARS AGO
		743	252	995		91 = NEVER USE DRUG W/NEEDLE IN MY LIFE
371-372	D_4					TOOK DRUG W/NEEDLE/THIS PREGNANCY
		8	2	10		-8 = MISSING
		5	0	5		1 = YES
		753	252	1005		2 = NO
373-374	D_5_A					RISK/SMOKING MARIJUANA DURING PREGNANCY
		74	16	90		-8 = MISSING
		2	0	2		-6 = MULTIPLE RESPONSE
		3	0	3		-4 = DON'T KNOW
		25	4	29		1 = NO RISK
		51	7	58		2 = SLIGHT RISK
		107	35	142		3 = MODERATE RISK
		504	192	696		4 = GREAT RISK
375-376	D_5_B					RISK/USING CRACK DURING PREGNANCY
		68	15	83		-8 = MISSING
		4	0	4		-6 = MULTIPLE RESPONSE
		2	0	2		-4 = DON'T KNOW
		19	3	22		1 = NO RISK
		9	2	11		2 = SLIGHT RISK
		26	6	32		3 = MODERATE RISK
		638	228	866		4 = GREAT RISK
377-378	D_5_C					RISK/USING OTHER COCAINE/PREGNANCY
		75	17	92		-8 = MISSING
		3	0	3		-6 = MULTIPLE RESPONSE
		2	0	2		-4 = DON'T KNOW
		20	3	23		1 = NO RISK
		7	1	8		2 = SLIGHT RISK
		32	9	41		3 = MODERATE RISK
		627	224	851		4 = GREAT RISK
379-380	D_5_D					RISK/DRINKING REGULARLY DURING PREGNANCY
		71	16	87		-8 = MISSING
		1	0	1		-6 = MULTIPLE RESPONSE
		2	0	2		-4 = DON'T KNOW
		22	3	25		1 = NO RISK
		24	9	33		2 = SLIGHT RISK
		109	30	139		3 = MODERATE RISK
		537	196	733		4 = GREAT RISK
381-382	D_5_E					RISK/SMOKING CIGARETTES DURING PREGNANCY
		59	14	73		-8 = MISSING
		1	0	1		-6 = MULTIPLE RESPONSE
		2	0	2		-4 = DON'T KNOW
		27	6	33		1 = NO RISK
		77	16	93		2 = SLIGHT RISK
		185	54	239		3 = MODERATE RISK
		415	164	579		4 = GREAT RISK

COLUMN LOCATION	VARIABLE NAME	DC	NON-DC	TOTAL	CODE	VARIABLE LABEL AND CODE VALUE
383-384	E_1					#TIME TREATED FOR ALCO/DRUG PROBLEM RANGE = 1 - 10
		21	2	23	-8	= MISSING
		3	1	4	-5	= DATA OUT OF RANGE
		31	3	34	1	
		11	0	11	2	
		5	0	5	3	
		5	0	5	4	
		1	0	1	5	
		1	0	1	9	
		1	1	2	10	
		687	247	934	91	= NEVER
385-386	E_2					LAST TREATMENT FOR DRUG OR ALCOHOL
		21	3	24	-8	= MISSING
		2	0	2	-5	= DATA OUT OF RANGE
		3	2	5	1	= ALCOHOL PROBLEM
		37	2	39	2	= DRUG PROBLEM
		16	0	16	3	= BOTH
		687	247	934	91	= NEVER TREATED FOR ALCO/DRUG PROBLEM
387-388	E_3					APPLY FOR DRUG/ALCO TREAT/THIS PREGNANCY
		20	2	22	-8	= MISSING
		37	2	39	1	= YES
		709	250	959	2	= NO
389-390	E_4					RECEIVED DRUG TREATMENT/THIS PREGNANCY
		21	2	23	-8	= MISSING
		1	0	1	-6	= MULTIPLE RESPONSE
		27	3	30	1	= YES
		717	249	966	2	= NO
391-392	F_1_A					EXPERIENCED SERIOUS DEPRESSION
		19	10	29	-8	= MISSING
		170	45	215	1	= YES
		577	198	775	2	= NO
		0	1	1	3	= EDITED YES
393-394	F_1_B					SERIOUS DEPRESSION/PAST 30 DAYS
		577	198	775	-9	= LEGITIMATE SKIP
		42	14	56	-8	= MISSING
		60	11	71	1	= YES
		87	31	118	2	= NO
395-396	F_2_A					EXPERIENCED SERIOUS ANXIETY/TENSION
		19	10	29	-8	= MISSING
		91	39	130	1	= YES
		655	204	859	2	= NO
		1	1	2	3	= EDITED YES
397-398	F_2_B					SERIOUS ANXIETY/TENSION/PAST 30 DAYS
		655	204	859	-9	= LEGITIMATE SKIP
		36	13	49	-8	= MISSING
		35	13	48	1	= YES
		40	24	64	2	= NO
399-400	F_3_A					EXPERIENCED HALLUCINATIONS
		22	12	34	-8	= MISSING
		12	0	12	1	= YES
		732	242	974	2	= NO

COLUMN LOCATION	VARIABLE NAME	DC	NON-DC	TOTAL	CODE	VARIABLE LABEL AND CODE VALUE
401-402	F_3_B	732	242	974		EXPERIENCED HALLUCINATIONS/PAST 30 DAYS
		25	12	37		-9 = LEGITIMATE SKIP
		3	0	3		-8 = MISSING
		6	0	6		1 = YES
						2 = NO
403-404	F_4_A	20	10	30		EXPERIENCED TROUBLE UNDERSTANDING
		53	20	73		-8 = MISSING
		693	224	917		1 = YES
						2 = NO
405-406	F_4_B	693	224	917		TROUBLE UNDERSTANDING/PAST 30 DAYS
		33	12	45		-9 = LEGITIMATE SKIP
		21	7	28		-8 = MISSING
		19	11	30		1 = YES
						2 = NO
407-408	F_5_A	20	10	30		TROUBLE CONTROLLING YOUR THOUGHTS
		48	16	64		-8 = MISSING
		698	228	926		1 = YES
						2 = NO
409-410	F_5_B	698	228	926		TROUBLE CONTROLLING THOUGHTS/PAST 30 DAY
		29	13	42		-9 = LEGITIMATE SKIP
		23	4	27		-8 = MISSING
		16	9	25		1 = YES
						2 = NO
411-412	F_6_A	20	10	30		ARGUMENTS/FIGHT WITH OTHER PEOPLE
		1	0	1		-8 = MISSING
		187	53	240		-6 = MULTIPLE RESPONSE
		558	190	748		1 = YES
		0	1	1		2 = NO
						3 = EDITED YES
413-414	F_6_B	558	190	748		ARGUMENTS/FIGHT W/OTHER PEOPLE/30 DAYS
		51	13	64		-9 = LEGITIMATE SKIP
		89	28	117		-8 = MISSING
		68	23	91		1 = YES
		0	0	0		2 = NO
						3 = EDITED YES
415-416	F_7_A	19	9	28		FELT SUSPICIOUS/DISTRUSTFUL OF PEOPLE
		126	43	169		-8 = MISSING
		621	202	823		1 = YES
						2 = NO
417-418	F_7_B	621	202	823		FELT SUSPICIOUS OF PEOPLE/PAST 30 DAYS
		45	12	57		-9 = LEGITIMATE SKIP
		64	21	85		-8 = MISSING
		36	19	55		1 = YES
						2 = NO
419-420	F_8_A	22	10	32		EXPERIENCED SERIOUS THOUGHTS OF SUICIDE
		23	4	27		-8 = MISSING
		721	240	961		1 = YES
						2 = NO
421-422	F_8_B	721	240	961		SERIOUS THOUGHTS OF SUICIDE/PAST 30 DAYS
		24	9	33		-9 = LEGITIMATE SKIP
						-8 = MISSING

COLUMN LOCATION	VARIABLE NAME	DC	NON-DC	TOTAL	CODE	VARIABLE LABEL AND CODE VALUE
	F_8_B					SERIOUS THOUGHTS OF SUICIDE/PAST 30 DAYS (CONTINUED)
		3	0	3		1 = YES
		18	5	23		2 = NO
423-424	F_8_A_A					EVER ATTEMPTED SUICIDE
		721	240	961		-9 = LEGITIMATE SKIP
		26	9	35		-8 = MISSING
		11	1	12		1 = YES
		8	4	12		2 = NO
425-426	F_8_A_B					ATTEMPTED SUICIDE/IN THE PAST 30 DAYS
		729	244	973		-9 = LEGITIMATE SKIP
		28	9	37		-8 = MISSING
		0	0	0		1 = YES
		9	1	10		2 = NO
427-428	F_9					#TIME HOSPITALIZE FOR PSYCHOLOGICAL PROB RANGE = 0 - 10
		17	4	21		-8 = MISSING
		1	0	1		-5 = DATA OUT OF RANGE
		725	246	971		0
		18	4	22		1
		2	0	2		2
		1	0	1		3
		1	0	1		5
		1	0	1		10
429-430	F_10					#TREATED AS OUTPATIENT/EMOTIONAL PROB TOP CODE 31 FOR ALL RESPONSES > 30
		21	6	27		-8 = MISSING
		714	236	950		0
		17	4	21		1
		2	2	4		2
		1	0	1		3
		1	0	1		4
		1	1	2		5
		2	1	3		6
		1	0	1		12
		1	1	2		20
		1	0	1		24
		1	0	1		30
		3	3	6		31
431-432	G_1					MAIN SOURCE OF PAYMENT FOR THIS DELIVERY
		9	2	11		-8 = MISSING
		1	0	1		-7 = ITEM REFUSAL
		3	2	5		-6 = MULTIPLE RESPONSE
		37	34	71		1 = BLUE CROSS/BLUE SHIELD
		61	74	135		2 = OTHER PRIVATE INSURANCE
		514	55	569		3 = MEDICAID
		2	1	3		4 = STATE/LOCAL GOVERNMENT
		2	2	4		5 = CHAMPUS
		87	68	155		6 = HMO
		32	14	46		7 = SELF PAY/NON REFUNDABL BY INSURANCE
		3	2	5		8 = SOME OTHER SOURCE
		15	0	15		9 = DON'T KNOW/UNABLE TO PAY
433-434	G_2_INCO					TOTAL/ANNUAL/HOUSEHOLD/GROSS INCOME/1991
		11	2	13		-8 = MISSING
		8	2	10		-7 = ITEM REFUSAL

COLUMN LOCATION	VARIABLE NAME	DC	NON-DC	TOTAL	CODE	VARIABLE LABEL AND CODE VALUE
	G_2_INCO					TOTAL/ANNUAL/HOUSEHOLD/GROSS INCOME/1991 (CONTINUED)
		86	4	90		-4 = DON'T KNOW
		63	7	70		1 = NO INCOME
		67	6	73		2 = UNDER \$5,000
		54	9	63		3 = \$5,000-6,300
		72	9	81		4 = \$6,301-\$8,450
		50	9	59		5 = \$8,451-\$10,600
		42	6	48		6 = \$10,601-\$12,700
		34	5	39		7 = \$12,701-\$14,850
		41	8	49		8 = \$14,851-\$17,000
		21	9	30		9 = \$17,001-\$19,000
		34	11	45		10 = \$19,001-\$21,300
		21	11	32		11 = \$21,301-\$25,000
		33	15	48		12 = \$25,001-\$30,000
		39	24	63		13 = \$30,001-\$40,000
		28	33	61		14 = \$40,001-\$50,000
		31	49	80		15 = \$50,001-\$75,000
		31	35	66		16 = \$75,001 OR MORE
435-436	G_3_1					HOUSEHOLD INCOME PAST YR/JOB/SELF-EMPLOY
		22	6	28		-8 = MISSING
		2	0	2		-7 = ITEM REFUSAL
		2	0	2		-4 = DON'T KNOW
		370	185	555		1 = YES
		370	63	433		2 = NO
437-438	G_3_2					HOUSEHOLD INCOME PAST YR/ILLEGAL SOURCES
		31	8	39		-8 = MISSING
		2	0	2		-7 = ITEM REFUSAL
		2	0	2		-4 = DON'T KNOW
		5	0	5		1 = YES
		726	246	972		2 = NO
439-440	G_3_4					HOUSEHOLD INCOME PAST YR/SOCIAL SECURITY
		29	8	37		-8 = MISSING
		2	0	2		-7 = ITEM REFUSAL
		1	0	1		-6 = MULTIPLE RESPONSE
		3	0	3		-4 = DON'T KNOW
		22	3	25		1 = YES
		709	243	952		2 = NO
441-442	G_3_5					HOUSEHOLD INCOME PAST YR/VET ADMINI PAY
		40	8	48		-8 = MISSING
		2	0	2		-7 = ITEM REFUSAL
		2	0	2		-4 = DON'T KNOW
		3	0	3		1 = YES
		719	246	965		2 = NO
443-444	G_3_6					HOUSEHOLD INCOME PAST YR/SSDI
		32	8	40		-8 = MISSING
		2	0	2		-7 = ITEM REFUSAL
		2	0	2		-4 = DON'T KNOW
		42	10	52		1 = YES
		688	236	924		2 = NO
445-446	G_3_7					HOUSEHOLD INCOME PAST YR/AFDC
		26	6	32		-8 = MISSING
		2	0	2		-7 = ITEM REFUSAL
		2	0	2		-4 = DON'T KNOW

COLUMN LOCATION	VARIABLE NAME	DC	NON-DC	TOTAL	CODE	VARIABLE LABEL AND CODE VALUE
	G_3_7					HOUSEHOLD INCOME PAST YR/AFDC (CONTINUED)
		307	26	333		1 = YES
		429	222	651		2 = NO
447-448	G_3_8					HOUSEHOLD INCOME PAST YR/GA
		29	8	37		-8 = MISSING
		2	0	2		-7 = ITEM REFUSAL
		2	0	2		-4 = DON'T KNOW
		212	14	226		1 = YES
		521	232	753		2 = NO
449-450	G_3_9					HOUSEHOLD INCOME PAST YR/PUBLIC ASSIST
		39	8	47		-8 = MISSING
		2	0	2		-7 = ITEM REFUSAL
		1	0	1		-6 = MULTIPLE RESPONSE
		2	0	2		-4 = DON'T KNOW
		62	7	69		1 = YES
		660	239	899		2 = NO
451-452	G_3_10					HOUSEHOLD INCOME PAST YR/ALIMONY
		29	7	36		-8 = MISSING
		2	0	2		-7 = ITEM REFUSAL
		2	0	2		-4 = DON'T KNOW
		65	17	82		1 = YES
		668	230	898		2 = NO
453-454	G_3_11					HOUSEHOLD INCOME PAST YR/OTHER SOURCES
		35	8	43		-8 = MISSING
		2	0	2		-7 = ITEM REFUSAL
		2	0	2		-4 = DON'T KNOW
		17	6	23		1 = YES
		710	240	950		2 = NO
455-456	G_3_SP					HOUSEHOLD INCOME PAST YR/OTHER SOURCES SPECIFY
		710	240	950		-9 = LEGITIMATE SKIP
		36	9	45		-8 = MISSING
		2	0	2		-7 = ITEM REFUSAL
		4	0	4		-4 = DON'T KNOW
		3	2	5		11 = INVESTMENTS, STOCKS
		3	0	3		12 = WIC
		3	0	3		13 = DISABILITY
		2	0	2		14 = INSURANCE
		3	3	6		15 = OTHER
457-458	H_1					COMPLETED OR PARTIAL INTERVIEW
		6	0	6		-8 = MISSING
		756	254	1010		1 = COMPLETED
		4	0	4		2 = PARTIAL
459-460	H_2					PLACE THE INTERVIEW CONDUCTED
		13	3	16		-8 = MISSING
		1	0	1		-6 = MULTIPLE RESPONSE
		688	227	915		1 = HOSPITAL ROOM
		27	10	37		2 = HALLWAY
		0	1	1		3 = LOBBY
		0	0	0		4 = CHAPEL
		2	2	4		5 = OUTSIDE OF HOSPITAL
		35	11	46		6 = OTHER



COLUMN LOCATION	VARIABLE NAME	DC	NON-DC	TOTAL	CODE	VARIABLE LABEL AND CODE VALUE
461-462	H_3	19	4	23		OTHER PERSONS PRESENT DURING INTERVIEW
		431	135	566	-8	= MISSING
		305	112	417	1	= YES
		11	3	14	2	= NO
					3	= EDITED YES
463-464	H_4_1	305	112	417		PRESENT DURING INTERVIEW/R'S ROOMMATE
		23	7	30	-9	= LEGITIMATE SKIP
		163	90	253	-8	= MISSING
		275	45	320	0	= NOT CIRCLED
					1	= CIRCLED
465-466	H_4_2	305	112	417		PRESENT DURING INTERVIEW/VISITOR
		24	7	31	-9	= LEGITIMATE SKIP
		323	84	407	-8	= MISSING
		114	51	165	0	= NOT CIRCLED
					1	= CIRCLED
467-468	H_4_3	305	112	417		PRESENT DURING INTERVIEW/HOSPITAL STAFF
		22	7	29	-9	= LEGITIMATE SKIP
		275	66	341	-8	= MISSING
		164	69	233	0	= NOT CIRCLED
					1	= CIRCLED
469-470	H_4_4	305	112	417		PRESENT DURING INTERVIEW/OTHER
		24	7	31	-9	= LEGITIMATE SKIP
		352	85	437	-8	= MISSING
		85	50	135	0	= NOT CIRCLED
					1	= CIRCLED
471-472	H_5_A	20	4	24		CONFIDENCE RATE IN R'S OBSTETRIC HISTORY
		305	155	460	-8	= MISSING
		326	85	411	1	= VERY CONFIDENT
		102	9	111	2	= CONFIDENT
		8	0	8	3	= UNSURE
		5	1	6	4	= DOUBTFUL
					5	= VERY DOUBTFUL
473-474	H_5_B	23	4	27		CONFIDENCE RATE IN R'S DEMOGRAPHICS
		245	108	353	-8	= MISSING
		304	91	395	1	= VERY CONFIDENT
		181	50	231	2	= CONFIDENT
		9	0	9	3	= UNSURE
		4	1	5	4	= DOUBTFUL
					5	= VERY DOUBTFUL
475-476	H_5_C	23	4	27		CONFIDENCE RATE IN R'S OVERALL INTERVIEW
		230	100	330	-8	= MISSING
		377	131	508	1	= VERY CONFIDENT
		121	18	139	2	= CONFIDENT
		9	0	9	3	= UNSURE
		6	1	7	4	= DOUBTFUL
					5	= VERY DOUBTFUL
477-478	H_6	51	9	60		ANYTHING ESSENTIAL/INTERPRET/UNDERSTAND
		156	49	205	-8	= MISSING
		550	194	744	1	= YES
		9	2	11	2	= NO
					3	= EDITED YES

COLUMN LOCATION	VARIABLE NAME	DC	NON-DC	TOTAL	CODE	VARIABLE LABEL AND CODE VALUE
479-480	H_6_SP					ANYTHING ESSENTIAL/INTERPRET/UNDERSTAND SPECIFY
		601	203	804	-9	= LEGITIMATE SKIP
		8	2	10	-8	= MISSING
		14	5	19	11	= INTERVIEWER COMPLETED THE DRUG USE ANSWER SHEETS
		10	7	17	12	= OTHERS PRESENT DURING THE INTERVIEW
		4	2	6	13	= DIFFICULT LABOR
		43	0	43	14	= INDICATION THAT RESPONDENT USED DRUGS
		3	1	4	15	= BABY ILL (OR DIED)
		15	5	20	16	= RESPONDENT MAY NOT HAVE UNDERSTOOD THE QUESTIONS
		16	2	18	17	= MOTHER HAD OTHER MEDICAL/PSYCHOL PROBLEMS
		5	5	10	18	= RESPONDENT LEERY, RELUCTANT, OR QUESTIONED CONFIDENCE
		47	22	69	19	= OTHER

**PART B: MOTHER'S ABSTRACT**

COLUMN LOCATION	VARIABLE NAME	DC	NON-DC	TOTAL	CODE	VARIABLE LABEL AND CODE VALUE
481-482	MCOMP MN					TIME TO COMPLETE MINUTES RANGE = 4 - 75
		3	1	4	-8	= MISSING
		239	86	325	-1	= NO ABSTRACT DATA
		1	0	1	4	
		28	16	44	5	
		2	1	3	6	
		5	0	5	7	
		4	1	5	8	
		7	3	10	9	
		86	22	88	10	
		10	6	16	11	
		34	3	37	12	
		24	3	27	13	
		12	2	14	14	
		66	19	85	15	
		13	0	13	16	
		17	4	21	17	
		14	3	17	18	
		8	1	9	19	
		72	34	106	20	
		5	2	7	21	
		4	2	6	22	
		5	3	8	23	
		2	0	2	24	
		46	15	61	25	
		1	0	1	27	
		1	0	1	28	
		34	16	50	30	
		1	1	2	32	
		2	1	3	33	
		1	0	1	34	
		17	5	22	35	
		1	0	1	37	
		1	0	1	38	
		11	1	12	40	
		1	0	1	41	
		6	1	7	45	
		0	1	1	55	
		0	1	1	60	

COLUMN LOCATION	VARIABLE NAME	DC	NON-DC	TOTAL	CODE	VARIABLE LABEL AND CODE VALUE
	MCOMP MN					TIME TO COMPLETE MINUTES (CONTINUED)
		1	0	1	65	
		1	0	1	75	
483-484	XMOMAGE					MOTHER'S AGE CALCULATED FROM ABSTRACT
		18	1	19	-8	= MISSING
		239	86	325	-1	= NO ABSTRACT DATA
		1	0	1	13	
		7	0	7	14	
		7	2	9	15	
		9	1	10	16	
		23	3	26	17	
		21	2	23	18	
		28	9	37	19	
		40	3	43	20	
		36	7	43	21	
		37	6	43	22	
		23	5	28	23	
		37	5	42	24	
		30	12	42	25	
		32	7	39	26	
		15	5	20	27	
		26	13	39	28	
		22	12	34	29	
		20	4	24	30	
		15	5	20	31	
		15	12	27	32	
		16	15	31	33	
		5	13	18	34	
		18	8	26	35	
		5	8	13	36	
		7	7	14	37	
		4	0	4	38	
		4	0	4	39	
		4	3	7	40	
		1	0	1	42	
		1	0	1	43	
485-486	M2RACE					RACE
		14	2	16	-8	= MISSING
		239	86	325	-1	= NO ABSTRACT DATA
		32	50	82	1	= WHITE
		456	100	556	2	= BLACK/AFRICAN AMERICAN
		2	4	6	3	= ASIAN/PACIFIC ISLANDER
		0	0	0	4	= ALEUT/ESKIMO/AMERICAN INDIAN
		23	12	35	8	= OTHER (SPECIFY)
487-488	M2_OTH					OTHER RACE SPECIFIED
		504	156	660	-9	= LEGITIMATE SKIP
		2	2	4	-8	= MISSING
		239	86	325	-1	= NO ABSTRACT DATA
		2	0	2	10	= LATINO/LATIN AMERICAN
		1	0	1	11	= SPANISH
		0	1	1	12	= FILIPINO
		18	9	27	13	= HISPANIC
489-490	XM3ADM					DAYS BETWEEN HOSPITAL ADMISSION AND DELIVERY
		2	0	2	-5	= DATA OUT OF RANGE
		241	86	327	-1	= NO ABSTRACT DATA
		348	111	459	0	

COLUMN LOCATION	VARIABLE NAME	DC	NON-DC	TOTAL	CODE	VARIABLE LABEL AND CODE VALUE
	XM3ADM					DAYS BETWEEN HOSPITAL ADMISSION AND DELIVERY (CONTINUED)
		128	45	173	1	
		23	3	26	2	
		10	2	12	3	
		3	0	3	4	
		1	1	2	5	
		2	0	2	6	
		1	1	2	7	
		2	1	3	8	
		2	1	3	9	
		0	1	1	10	
		1	0	1	11	
		1	0	1	12	
		0	1	1	13	
		1	0	1	14	
		0	1	1	23	
491-492	M4PAY					METHOD OF PAYMENT
		26	13	39	-8	= MISSING
		239	86	325	-1	= NO ABSTRACT DATA
		110	108	218	1	= PRIVATE INSURANCE/HMO
		277	26	303	2	= MEDICAID/MEDICAID HMO
		91	16	107	3	= SELF - PAID BY PATIENT/RELATIVE
		6	0	6	4	= STATE OR LOCAL ASSISTANCE
		17	5	22	8	= OTHER
493-497	M5_01A					DISCHARGE DIAGNOSIS 01A DATA IN FILE ARE IN SINGLE UNITS; GROUPING IS DONE FOR CODEBOOK ONLY
		239	86	325	-1	= NO ABSTRACT DATA
		2	0	2	63000-63999	
		223	52	275	64000-64999	
		156	50	206	65000-65999	
		142	63	205	66000-69999	
		0	1	1	70000-79999	
		4	2	6	V0000-V9999	
498-502	M5_02A					DISCHARGE DIAGNOSIS 02A DATA IN FILE ARE IN SINGLE UNITS; GROUPING IS DONE FOR CODEBOOK ONLY
		7	2	9	-9	= LEGITIMATE SKIP
		239	86	325	-1	= NO ABSTRACT DATA
		4	0	4	01000-09999	
		4	1	5	20000-29999	
		13	0	13	30000-39999	
		1	1	2	40000-49999	
		1	0	1	50000-59999	
		2	3	5	61000-63999	
		90	30	120	64000-64999	
		80	33	113	65000-65999	
		80	31	111	66000-66999	
		6	0	6	67000-69999	
		16	3	19	70000-79999	
		223	64	287	V0000-V9999	
503-507	M5_03A					DISCHARGE DIAGNOSIS 03A DATA IN FILE ARE IN SINGLE UNITS; GROUPING IS DONE FOR CODEBOOK ONLY
		175	60	235	-9	= LEGITIMATE SKIP
		239	86	325	-1	= NO ABSTRACT DATA

COLUMN LOCATION	VARIABLE NAME	DC	NON-DC	TOTAL	CODE	VARIABLE LABEL AND CODE VALUE
	M5_03A					DISCHARGE DIAGNOSIS 03A (CONTINUED)
		7	0	7	01000-09999	
		5	0	5	10000-19999	
		13	3	16	20000-29999	
		7	0	7	30000-39999	
		3	2	5	40000-49999	
		2	0	2	50000-59999	
		1	0	1	61000-61999	
		63	11	74	64000-64999	
		61	21	82	65000-65999	
		38	25	63	66000-66999	
		2	2	4	67000-69999	
		5	1	6	70000-79999	
		145	43	188	V0000-V9999	
508-512	M5_04A					DISCHARGE DIAGNOSIS 04A DATA IN FILE ARE IN SINGLE UNITS; GROUPING IS DONE FOR CODEBOOK ONLY
		299	100	399		-9 = LEGITIMATE SKIP
		239	86	325		-1 = NO ABSTRACT DATA
		4	0	4	01000-09999	
		2	1	3	10000-19999	
		9	2	11	20000-29999	
		14	1	15	30000-39999	
		1	0	1	40000-49999	
		4	1	5	50000-59999	
		2	0	2	62000-62999	
		48	10	58	64000-64999	
		28	15	43	65000-65999	
		26	9	35	66000-66999	
		4	3	7	67000-69999	
		2	1	3	70000-79999	
		1	0	1	90000-99999	
		83	25	108	V0000-V9999	
513-517	M5_05A					DISCHARGE DIAGNOSIS 05A DATA IN FILE ARE IN SINGLE UNITS; GROUPING IS DONE FOR CODEBOOK ONLY
		376	121	497		-9 = LEGITIMATE SKIP
		239	86	325		-1 = NO ABSTRACT DATA
		10	2	12	01000-09999	
		3	0	3	10000-19999	
		14	5	19	20000-29999	
		8	0	8	30000-39999	
		2	0	2	40000-49999	
		0	1	1	50000-59999	
		23	3	26	61000-64999	
		16	5	21	65000-65999	
		11	6	17	66000-69999	
		6	1	7	70000-79999	
		2	0	2	90000-99999	
		1	0	1	E0000-E9999	
		55	24	79	V0000-V9999	
518-522	M5_06A					DISCHARGE DIAGNOSIS 06A DATA IN FILE ARE IN SINGLE UNITS; GROUPING IS DONE FOR CODEBOOK ONLY
		422	143	565		-9 = LEGITIMATE SKIP
		239	86	325		-1 = NO ABSTRACT DATA
		5	0	5	01000-09999	
		3	0	3	10000-19999	

COLUMN LOCATION	VARIABLE NAME	DC	NON-DC	TOTAL	CODE	VARIABLE LABEL AND CODE VALUE
	M5_06A					DISCHARGE DIAGNOSIS 06A (CONTINUED)
		7	1	8	20000-29999	
		10	1	11	30000-39999	
		1	0	1	50000-59999	
		13	0	13	61000-64999	
		9	3	12	65000-65999	
		12	3	15	66000-69999	
		3	0	3	70000-79999	
		42	17	59	V0000-V9999	
523-527	M5_07A					DISCHARGE DIAGNOSIS 07A DATA IN FILE ARE IN SINGLE UNITS; GROUPING IS DONE FOR CODEBOOK ONLY
		457	157	614	-9	= LEGITIMATE SKIP
		239	86	325	-1	= NO ABSTRACT DATA
		7	1	8	01000-09999	
		1	0	1	10000-19999	
		5	0	5	20000-29999	
		4	0	4	30000-39999	
		1	0	1	40000-49999	
		3	0	3	50000-59999	
		16	3	19	60000-69999	
		2	0	2	70000-79999	
		31	7	38	V0000-V9999	
528-532	M5_08A					DISCHARGE DIAGNOSIS 08A DATA IN FILE ARE IN SINGLE UNITS; GROUPING IS DONE FOR CODEBOOK ONLY
		481	163	644	-9	= LEGITIMATE SKIP
		239	86	325	-1	= NO ABSTRACT DATA
		2	0	2	01000-09999	
		1	0	1	10000-19999	
		4	0	4	20000-29999	
		4	0	4	30000-39999	
		8	2	10	60000-69999	
		1	0	1	70000-79999	
		1	1	2	80000-89999	
		25	2	27	V0000-V9999	
533-537	M5_09A					DISCHARGE DIAGNOSIS 09A DATA IN FILE ARE IN SINGLE UNITS; GROUPING IS DONE FOR CODEBOOK ONLY
		505	165	670	-9	= LEGITIMATE SKIP
		239	86	325	-1	= NO ABSTRACT DATA
		2	0	2	01000-09999	
		1	0	1	10000-19999	
		4	0	4	30000-39999	
		7	2	9	60000-69999	
		0	1	1	70000-79999	
		8	0	8	V0000-V9999	
538-542	M5_10A					DISCHARGE DIAGNOSIS 10A DATA IN FILE ARE IN SINGLE UNITS; GROUPING IS DONE FOR CODEBOOK ONLY
		512	165	677	-9	= LEGITIMATE SKIP
		239	86	325	-1	= NO ABSTRACT DATA
		1	0	1	20000-29999	
		1	0	1	60000-69999	
		13	3	16	V0000-V9999	

COLUMN LOCATION	VARIABLE NAME	DC	NON-DC	TOTAL	CODE	VARIABLE LABEL AND CODE VALUE
543-544	XM6DIS					DAYS BETWEEN HOSPITAL ADMISSION AND DISCHARGE
		239	86	325	-1	NO ABSTRACT DATA
		2	1	3	0	
		130	28	158	1	
		191	75	266	2	
		67	21	88	3	
		74	20	94	4	
		32	13	45	5	
		12	1	13	6	
		6	3	9	7	
		2	1	3	8	
		2	0	2	9	
		1	0	1	10	
		0	1	1	11	
		2	1	3	12	
		1	0	1	13	
		2	1	3	14	
		0	1	1	15	
		1	0	1	16	
		1	0	1	17	
		0	1	1	28	
		1	0	1	35	
545-546	M7DISPO					DISPOSITION AT DISCHARGE
		2	0	2	-8	MISSING
		239	86	325	-1	NO ABSTRACT DATA
		519	168	687	1	SENT HOME
		0	0	0	2	TRANSFERRED TO OTHER HOSPITAL
		0	0	0	3	MATERNAL DEATH
		6	0	6	8	OTHER
547-548	M8REFER					REFERRED FOR SUBS. ABUSE TREATMENT DURING THIS DAY
		346	105	451	-8	MISSING
		239	86	325	-1	NO ABSTRACT DATA
		13	0	13	1	YES
		168	63	231	2	NO
549-550	M8_OTH					OTHER DRUG OR SUBSTANCE SPECIFIED
		514	168	682	-8	LEGITIMATE SKIP
		6	0	6	-8	MISSING
		239	86	325	-1	NO ABSTRACT DATA
		6	0	6	10	COCAINE
		1	0	1	11	CRACK
551-552	M9LABOR					LABOR INDUCED
		1	0	1	-8	MISSING
		239	86	325	-1	NO ABSTRACT DATA
		76	28	104	1	YES
		450	140	590	2	NO
553-554	M10DEL					TYPE OF DELIVERY
		239	86	325	-1	NO ABSTRACT DATA
		402	115	517	1	VAGINAL DELIVERY
		28	10	38	2	CESAREAN SECTION, PLANNED
		85	34	119	3	CESAREAN SECTION, EMERGENCY
		7	6	13	4	CESAREAN SECTION, UNSPECIFIED
		5	3	8	8	OTHER

COLUMN LOCATION	VARIABLE NAME	DC	NON-DC	TOTAL	CODE	VARIABLE LABEL AND CODE VALUE
555-556	M11ANEM	162	39	201	-8	CHRONIC DISEASES: ANEMIA = MISSING
		239	86	325	-1	= NO ABSTRACT DATA
		80	25	105	1	= YES
		285	104	389	2	= NO
557-558	M12GES	111	22	133	-8	CHRONIC DISEASES: GESTATIONAL DIABETES = MISSING
		239	86	325	-1	= NO ABSTRACT DATA
		15	15	30	1	= YES
		401	131	532	2	= NO
559-560	M13DIA	93	21	114	-8	CHRONIC DISEASES: OTHER DIABETES = MISSING
		239	86	325	-1	= NO ABSTRACT DATA
		8	4	12	1	= YES
		426	143	569	2	= NO
561-562	M14HRT	100	24	124	-8	CHRONIC DISEASES: HEART/CARDIAC PROBLEMS = MISSING
		239	86	325	-1	= NO ABSTRACT DATA
		8	3	11	1	= YES
		419	141	560	2	= NO
563-564	M15HIV	162	60	222	-8	CHRONIC DISEASES: HIV/AIDS = MISSING
		239	86	325	-1	= NO ABSTRACT DATA
		10	1	11	1	= YES
		355	107	462	2	= NO
565-566	M16HYP	84	21	105	-8	CHRONIC DISEASES: HYPERTENSION = MISSING
		239	86	325	-1	= NO ABSTRACT DATA
		23	9	32	1	= YES
		420	138	558	2	= NO
567-568	M17SKL	220	83	303	-8	CHRONIC DISEASES: SICKLE CELL DISEASE OR ANEMIA = MISSING
		239	86	325	-1	= NO ABSTRACT DATA
		15	3	18	1	= YES
		292	82	374	2	= NO
569-570	M18STD	55	14	69	-8	CHRONIC DISEASES: STD = MISSING
		239	86	325	-1	= NO ABSTRACT DATA
		154	18	172	1	= YES
		318	136	454	2	= NO
571-572	M19ACAF	512	148	660	-8	SUBSTANCE/ILLICIT DRUGS DURING THIS PREG.: CAFFEINE = MISSING
		239	86	325	-1	= NO ABSTRACT DATA
		4	13	17	1	= YES
		11	7	18	2	= NO
573-574	M19BTOB	49	6	55	-8	SUBSTANCE/ILLICIT DRUGS DURING THIS PREG.: TOBACCO = MISSING
		239	86	325	-1	= NO ABSTRACT DATA



COLUMN LOCATION	VARIABLE NAME	DC	NON-DC	TOTAL	CODE	VARIABLE LABEL AND CODE VALUE
	M19BTOB					SUBSTANCE/ILLCIT DRUGS DURING THIS PREG.: TOBACCO (CONTINUED)
		138	19	157		1 = YES
		340	143	483		2 = NO
575-576	M19CMAR					SUBSTANCE/ILLCIT DRUGS DURING THIS PREG.: MARIJUANA
		92	8	100		-8 = MISSING
		239	86	325		-1 = NO ABSTRACT DATA
		22	2	24		1 = YES
		413	158	571		2 = NO
577-578	M19DALC					SUBSTANCE/ILLCIT DRUGS DURING THIS PREG.: ALCOHOL
		64	7	71		-8 = MISSING
		239	86	325		-1 = NO ABSTRACT DATA
		80	17	97		1 = YES
		383	144	527		2 = NO
579-580	M19EAMP					SUBSTANCE/ILLCIT DRUGS DURING THIS PREG.: METHAMPHETAMINES
		131	17	148		-8 = MISSING
		239	86	325		-1 = NO ABSTRACT DATA
		0	0	0		1 = YES
		396	151	547		2 = NO
581-582	M19FHER					SUBSTANCE/ILLCIT DRUGS DURING THIS PREG.: HEROIN
		161	20	181		-8 = MISSING
		239	86	325		-1 = NO ABSTRACT DATA
		5	0	5		1 = YES
		361	148	509		2 = NO
583-584	M19GOPI					SUBSTANCE/ILLCIT DRUGS DURING THIS PREG.: OPIATES, OTHER
		129	18	147		-8 = MISSING
		239	86	325		-1 = NO ABSTRACT DATA
		3	0	3		1 = YES
		395	150	545		2 = NO
585-586	M19HMET					SUBSTANCE/ILLCIT DRUGS DURING THIS PREG.: METHADONE
		193	32	225		-8 = MISSING
		239	86	325		-1 = NO ABSTRACT DATA
		1	0	1		1 = YES
		333	136	469		2 = NO
587-588	M19ICRK					SUBSTANCE/ILLCIT DRUGS DURING THIS PREG.: CRACK
		71	6	77		-8 = MISSING
		239	86	325		-1 = NO ABSTRACT DATA
		51	1	52		1 = YES
		405	161	566		2 = NO
589-590	M19JCOC					SUBSTANCE/ILLCIT DRUGS DURING THIS PREG.: OTHER COCAINE
		66	6	72		-8 = MISSING
		239	86	325		-1 = NO ABSTRACT DATA
		73	3	76		1 = YES
		388	159	547		2 = NO

COLUMN LOCATION	VARIABLE NAME	DC	NON-DC	TOTAL	CODE	VARIABLE LABEL AND CODE VALUE
591-592	M19KPCP					SUBSTANCE/ILICIT DRUGS DURING THIS PREG.: PCP
		96	7	103		-8 = MISSING
		239	86	325		-1 = NO ABSTRACT DATA
		8	0	8		1 = YES
		423	161	584		2 = NO
593-594	M20EVID					EVIDENCE OF URINE TOXICOLOGY SCREENS DONE OR ORDERED
		239	86	325		-1 = NO ABSTRACT DATA
		261	35	296		1 = YES
		266	133	399		2 = NO
595-596	M21ARSLT					RESULTS OF DRUG TESTED: MARIJUANA
		266	133	399		-9 = LEGITIMATE SKIP
		39	6	45		-8 = MISSING
		239	86	325		-1 = NO ABSTRACT DATA
		3	0	3		1 = CONFIRMED POSITIVE
		219	29	248		2 = NEGATIVE
597-598	M21BRSLT					RESULTS OF DRUG TESTED: COCAINE
		266	133	399		-9 = LEGITIMATE SKIP
		28	1	29		-8 = MISSING
		239	86	325		-1 = NO ABSTRACT DATA
		52	3	55		1 = CONFIRMED POSITIVE
		181	31	212		2 = NEGATIVE
599-600	M21CRSLT					RESULTS OF DRUG TESTED: OPIATES
		266	133	399		-9 = LEGITIMATE SKIP
		33	2	35		-8 = MISSING
		239	86	325		-1 = NO ABSTRACT DATA
		6	0	6		1 = CONFIRMED POSITIVE
		222	33	255		2 = NEGATIVE
601-602	M21DRSLT					RESULTS OF DRUG TESTED: AMPHETAMINES
		266	133	399		-9 = LEGITIMATE SKIP
		38	5	43		-8 = MISSING
		239	86	325		-1 = NO ABSTRACT DATA
		0	0	0		1 = CONFIRMED POSITIVE
		223	30	253		2 = NEGATIVE
603-604	M21ERSLT					RESULTS OF DRUG TESTED: PCP
		266	133	399		-9 = LEGITIMATE SKIP
		44	5	49		-8 = MISSING
		239	86	325		-1 = NO ABSTRACT DATA
		2	0	2		1 = CONFIRMED POSITIVE
		215	30	245		2 = NEGATIVE
605-606	MBOXA_A1					NUMBER OF INFANT PART II FORMS ACCOMPANYING THIS FORM RANGE = 0 - 2
		239	86	325		-1 = NO ABSTRACT DATA
		1	0	1		0
		515	160	675		1
		11	8	19		2
607-608	MBOXA_A2					WAS PRENATAL RECORD A PART OF THE MOTHER'S CHART
		2	1	3		-8 = MISSING
		239	86	325		-1 = NO ABSTRACT DATA

COLUMN LOCATION	VARIABLE NAME	DC	NON-DC	TOTAL	CODE	VARIABLE LABEL AND CODE VALUE
	MBOXA_A2					WAS PRENATAL RECORD A PART OF THE MOTHER'S CHART (CONTINUED)
		251	119	370		1 = YES
		274	48	322		2 = NO
609-610	MSPECPRO					DESCRIBE ANY SPECIAL PROBLEM IN COMPLETING ABSTRACTION
		239	86	325		-1 = NO ABSTRACT DATA
		197	79	276		1 = YES, THERE WERE SPECIAL PROBLEMS
		330	89	419		2 = NO, THERE AREN'T ANY SPECIAL PROBLEMS
611-612	M5CNTR					DISCHARGE DIAGNOSIS COUNTER RANGE = 1 - 10
		239	86	325		-1 = NO ABSTRACT DATA
		7	2	9		1
		168	58	226		2
		124	40	164		3
		77	21	98		4
		46	22	68		5
		34	14	48		6
		25	6	31		7
		24	2	26		8
		7	0	7		9
		15	3	18		10

**PART C: CREATED VARIABLES**

613-614	A_EDUC					ADULT EDUCATION
		45	6	51		-9 = LEGITIMATE SKIP
		2	0	2		-8 = MISSING
		230	17	247		1 = LESS THAN HIGH SCHOOL
		300	84	384		2 = HIGH SCHOOL GRADUATE
		101	60	161		3 = SOME COLLEGE
		88	87	175		4 = COLLEGE GRADUATE
615-616	AGE					MOTHER'S AGE GROUP
		1	0	1		-8 = MISSING
		1	0	1		-7 = ITEM REFUSAL
		1	1	2		-5 = DATA OUT OF RANGE
		45	6	51		1 = 12 - 17 YEARS
		345	62	407		2 = 18 - 25 YEARS
		285	135	420		3 = 26 - 34 YEARS
		88	50	138		4 = 35+ YEARS
617-618	AGE_YR					MOTHER'S AGE CALCULATED FROM YEAR ONLY RANGE = 14 - 43
		1	1	2		-8 = MISSING
		1	0	1		-7 = ITEM REFUSAL
		1	2	3		-5 = DATA OUT OF RANGE
		7	1	8		14
		4	2	6		15
		12	1	13		16
		22	2	24		17
		30	5	35		18
		29	9	38		19
		50	8	58		20
		53	5	58		21
		53	14	67		22
		44	4	48		23
		38	8	46		24

COLUMN LOCATION	VARIABLE NAME	DC	NON-DC	TOTAL	CODE	VARIABLE LABEL AND CODE VALUE
	AGE_YR					MOTHER'S AGE CALCULATED FROM YEAR ONLY (CONTINUED)
		48	9	57	25	
		35	15	50	26	
		48	11	59	27	
		31	15	46	28	
		42	17	59	29	
		29	10	39	30	
		30	14	44	31	
		24	16	40	32	
		21	15	36	33	
		25	21	46	34	
		26	13	39	35	
		20	13	33	36	
		12	8	20	37	
		10	5	15	38	
		7	2	9	39	
		9	8	17	40	
		2	0	2	41	
		1	0	1	42	
		1	0	1	43	
619-627	ALC_AMT					AMT ALCOHOL USED DURING PREGNANCY, IN OUNCES TOP CODE 547 FOR ALL RESPONSES > 546 ALL OTHER DATA IN FILE ARE IN SINGLE UNITS; GROUPING IS DONE FOR CODEBOOK ONLY
		70	20	90	-8	= MISSING
		556	194	750	0	
		140	40	180	3.5-547	= NUMBER OF OUNCES
628-629	ALC_AMT3					AMOUNT OF ALCOHOL USE DURING PREGNANCY
		616	226	842	1	= NONE
		29	1	30	2	= UP TO 0.5 DRINK PER DAY
		15	1	16	3	= 1/2 TO 1 DRINK PER DAY
		106	26	132	4	= UNKNOWN
630-631	ALC_CAT					CATEGORY OF ALCOHOL USE DURING PREGNANCY
		68	19	87	-8	= MISSING
		556	194	750	1	= NO ALCOHOL USE DURING PREGNANCY
		126	40	166	2	= LIGHT ALCOHOL USE DURING PREGNANCY
		16	1	17	3	= MODERATE/HEAVY ALCOHOL USE DURING PREGNANCY
632-640	ALC_DAY					NUMBER OF DAYS DRANK DURING PREGNANCY DATA IN FILE ARE IN SINGLE UNITS; GROUPING IS DONE FOR CODEBOOK ONLY
		77	15	92	-8	= MISSING
		520	188	708	0	
		169	51	220	3.4-280	= NUMBER OF DAYS
641-642	ALCFLAG					ALCOHOL USE EVER
		26	7	33	-8	= MISSING
		273	60	333	0	= NO
		467	187	654	1	= YES (1 <= C_7 <= 9)
643-644	ALCMON					ALCOHOL USE PAST MONTH
		26	7	33	-8	= MISSING
		638	224	862	0	= NO
		102	23	125	1	= YES (1 <= C_7 <= 2)

COLUMN LOCATION	VARIABLE NAME	DC	NON-DC	TOTAL	CODE	VARIABLE LABEL AND CODE VALUE
645-646	ALCPREG	26 537 203	7 192 55	33 729 258	-8 = MISSING 0 = NO 1 = YES (1 <= C_8)	ALCOHOL USE DURING PREGNANCY
647-648	ALCYR	26 440 300	7 140 107	33 580 407	-8 = MISSING 0 = NO 1 = YES (1 <= C_7 <= 5 OR C_7=8)	ALCOHOL USE PAST 12 MONTHS
649-650	ANYBWG	6 18 443 81 76 142	254 0 0 0 0 0	260 18 443 81 76 142	-8 = MISSING -4 = DON'T KNOW 1 = NORMAL BIRTHWEIGHT, TERM 2 = NORMAL BIRTHWEIGHT, PRETERM 3 = LOW BIRTHWEIGHT, TERM 4 = LOW BIRTHWEIGHT, PRETERM	LOWEST BW/GEST AGE FOR EITHER BABY RESIDE=1
651-652	ANYBWT	2 538 178 48	254 0 0 0	256 538 178 48	-8 = MISSING 1 = NORMAL (>= 2500 GRAMS) 2 = INTERMEDIATE LBW (>=1500 GRAMS AND <2500 GRAMS) 3 = VERY LOW (< 1500 GRAMS)	LOWEST BIRTHWEIGHT CATEGORY, EITHER BABY RESIDE=1
653-654	ANYCARE	646 120	242 12	888 132	1 = ANY PRENATAL CARE 2 = LATE OR NO PRENATAL CARE	PRENATAL CARE
655-656	ANYFLAG	5 481 280	0 178 76	5 659 356	-8 = MISSING 0 = NO (MRJFLAG CRKFLAG COCFLAG HERFLAG STMFLAG STAFLAG NE 1) 1 = YES (any of MRJFLAG CRKFLAG COCFLAG HERFLAG STMFLAG STAFLAG=1)	ANY ILLICIT DRUG USE EVER
657-658	ANYMON	5 686 75	0 251 3	5 937 78	-8 = MISSING 0 = NO (MRJMON, CRKMON, COCMON, HERMON, STMMON and STAMON NE 1) 1 = YES (any of MRJMON, CRKMON, COCMON, HERMON, STMMON, STAMON =1)	ANY ILLICIT DRUG USE PAST MONTH
659-660	ANYPREG	624 142	247 7	871 149	0 = NO (MRJPREG CRKPREG COCPREG HERPREG STMPREG STAPREG NE 1) 1 = YES (any of MRJPREG CRKPREG COCPREG HERPREG STMPREG STAPREG=1)	ANY ILLICIT DRUG USE DURING PREGNANCY
661-662	ANYR	5 612 149	0 246 8	5 858 157	-8 = MISSING 0 = NO (MRJYR, CRKYR, COCYR, HERYR, STMYR, STAYR ne 1) 1 = YES (any of MRJYR, CRKYR, COCYR, HERYR, STMYR, STAYR=1)	ANY ILLICIT DRUG USE PAST 12 MONTHS
663-670	AV_ETHAN	106	26	132	-8 = MISSING	AVG DAILY ETHANOL INTAKE DURING PREGNANCY IN OZ

COLUMN LOCATION	VARIABLE NAME	DC	NON-DC	TOTAL	CODE	VARIABLE LABEL AND CODE VALUE
	AV_ETHAN					AVG DAILY ETHANOL INTAKE DURING PREGNANCY IN OZ (CONTINUED)
		616	226	842		0
		29	1	30		0.33
		4	0	4		0.67
		5	0	5		1
		4	0	4		1.33
		1	0	1		1.67
		1	0	1		2.67
		0	1	1		3
671-678						RESERVED FOR INFANT FILE
679-680	CIG_AMT					AMOUNT OF CIGARETTE USE
		6	5	11		-8 = MISSING
		528	213	741		1 = NONE
		201	32	233		2 = LESS THAN 1 PACK/DAY
		31	4	35		3 = 1 PACK/DAY OR MORE
681-682	CIGFLAG					CIGARETTE USE EVER
		348	105	453		0 = NO
		418	149	567		1 = YES (1 <= C_3 <= 9)
683-684	CIGMON					CIGARETTE USE PAST MONTH
		565	229	794		0 = NO
		201	25	226		1 = YES (1 <= C_3 <= 2)
685-686	CIGPREG					CIGARETTE USE DURING PREGNANCY
		528	213	741		0 = NO
		238	41	279		1 = YES (1 <= C_4 <= 8)
687-688	CIGYR					CIGARETTE USE PAST 12 MONTHS
		513	197	710		0 = NO
		253	57	310		1 = YES (1 <= C_3 <= 5 OR C_3=8)
689-690	COCFLAG					COCAINE-ANY USE EVER
		8	0	8		-8 = MISSING
		584	235	819		0 = NO
		174	19	193		1 = YES (1 <= C_21 <= 9)
691-692	COCMON					COCAINE-ANY PAST MONTH
		8	0	8		-8 = MISSING
		692	252	944		0 = NO
		66	2	68		1 = YES (1 <= C_21 <= 2)
693-694	COCPREG					COCAINE-ANY USE DURING PREGNANCY
		9	0	9		-8 = MISSING
		641	250	891		0 = NO
		116	4	120		1 = YES (1 <= C_22 <= 8)
695-696	COCYR					COCAINE-ANY USE PAST 12 MONTHS
		8	0	8		-8 = MISSING
		636	249	885		0 = NO
		122	5	127		1 = YES (1 <= C_21 <= 5, OR C_21=8)
697-698	COO_FRQ					FREQUENCY OF COCAINE OTHER THAN CRACK USE
		16	0	16		-8 = MISSING
		712	253	965		1 = NONE
		21	0	21		2 = LESS THAN WEEKLY
		17	1	18		3 = WEEKLY OR MORE

COLUMN LOCATION	VARIABLE NAME	DC	NON-DC	TOTAL	CODE	VARIABLE LABEL AND CODE VALUE
699-700	COOFLAG					COCAINE-OTHER THAN CRACK USE EVER
		9	0	9		-8 = MISSING
		641	236	877		0 = NO
		116	18	134		1 = YES (1 <= C_21 <= 9)
701-702	COOMON					COCAINE-OTHER PAST MONTH
		9	0	9		-8 = MISSING
		739	253	992		0 = NO
		18	1	19		1 = YES (1 <= C_21 <= 2)
703-704	COOPREG					COCAINE-OTHER THAN CRACK USE DURING PREGNANCY
		12	0	12		-8 = MISSING
		712	253	965		0 = NO
		42	1	43		1 = YES (1 <= C_22 <= 8)
705-706	COOYR					COCAINE-OTHER THAN CRACK USE PAST 12 MONTHS
		9	0	9		-8 = MISSING
		708	253	961		0 = NO
		49	1	50		1 = YES (1 <= C_21 <= 5, OR C_21=8)
707-708	CONTRA					TYPE OF CONTRACEPTIVE USED
		13	2	15		-8 = MISSING
		2	2	4		-4 = DONT KNOW
		618	189	807		1 = NONE
		87	31	118		2 = BIRTH CONTROL PILL
		27	19	46		3 = CONDOM
		19	11	30		4 = OTHER TYPE
709-710	CRK_FRO					FREQUENCY OF CRACK USE
		45	10	55		-8 = MISSING
		626	241	867		1 = NONE
		45	2	47		2 = LESS THAN WEEKLY
		50	1	51		3 = WEEKLY OR MORE
711-712	CRKFLAG					COCAINE-CRACK USE EVER
		38	10	48		-8 = MISSING
		597	240	837		0 = NO
		131	4	135		1 = YES (1 <= C_15 <= 9)
713-714	CRKMON					COCAINE-CRACK PAST MONTH
		38	10	48		-8 = MISSING
		665	243	908		0 = NO
		63	1	64		1 = YES (1 <= C_15 <= 2)
715-716	CRKPREG					COCAINE-CRACK USE DURING PREGNANCY
		37	10	47		-8 = MISSING
		626	241	867		0 = NO
		103	3	106		1 = YES (1 <= C_16 <= 8)
717-718	CRKYR					COCAINE-CRACK USE PAST 12 MONTHS
		38	10	48		-8 = MISSING
		622	240	862		0 = NO
		106	4	110		1 = YES (1 <= C_15 <= 5 OR C_15=8)
719-720	G3_GOV					ANY GOVERNMENT SOURCES OF INCOME
		378	39	417		1 = ANY GOVERNMENT SOURCE OF INCOME
		388	215	603		2 = NO GOVERNMENT SOURCE OF INCOME NOTED

COLUMN LOCATION	VARIABLE NAME	DC	NON-DC	TOTAL	CODE	VARIABLE LABEL AND CODE VALUE
721-722	G3_NONE	101 665	48 206	149 871		NO SOURCES OF INCOME 1 = NO SOURCE OF INCOME 2 = ANY SOURCE OF INCOME NOTED
723-724	G3_OTH	101 665	24 230	125 895		OTHER SOURCES OF INCOME 1 = ANY OTHER SOURCE OF INCOME 2 = NO OTHER SOURCE OF INCOME NOTED
725-726						RESERVED FOR INFANT FILE
727-728	HERFLAG	34 708 24	12 242 0	46 950 24		HEROIN USE EVER -8 = MISSING 0 = NO 1 = YES (1 < C_26 <=9)
729-730	HERMON	34 726 6	12 242 0	46 968 6		HEROIN PAST MONTH -8 = MISSING 0 = NO 1 = YES (1 <= C_26 <= 2)
731-732	HERPREG	34 719 13	12 242 0	46 961 13		HEROIN USE DURING PREGNANCY -8 = MISSING 0 = NO 1 = YES (1 <= C_27 <= 8)
733-734	HERYR	34 719 13	12 242 0	46 961 13		HEROIN USE PAST 12 MONTHS -8 = MISSING 0 = NO 1 = YES (1 <= C_26 <= 5 OR C_26=8)
735-736	HH_INC	11 8 86 130 176 138 88 67 62	2 2 4 13 27 28 37 57 84	13 10 90 143 203 166 125 124 146		TOTAL/ANNUAL/HOUSEHOLD/GROSS INCOME/1991-CATEGORICAL -8 = MISSING -7 = ITEM REFUSAL -4 = DON'T KNOW 1 = UNDER \$5000 2 = \$5000 - \$10,600 3 = \$10601-\$19000 4 = \$19001-\$30000 5 = \$30001-\$50000 6 = OVER \$50000
737-738	HH_SIZ18	6 214 1 227 149 169 0	6 90 0 83 54 21 0	12 304 1 310 203 190 0		PEOPLE LIVING WITH YOU UNDER 18-CATEGORICAL -8 = MISSING -5 = NO PEOPLE UNDER 18 -4 = DON'T KNOW 1 = 1 PEOPLE 2 = 2 PEOPLE 3 = 3 PEOPLE 4 = 4 OR MORE PEOPLE
739-740	HH_SIZE	7 1 34 201 198 136 189	0 0 3 81 83 51 36	7 1 37 282 281 187 225		PEOPLE REGULARLY LIVING WITH YOU-CATEGORICAL -8 = MISSING -2 = RESPONSE ILLEGIBLE 1 = 2 PEOPLE (INCLUDING MOTHER) 2 = 3 PEOPLE 3 = 4 PEOPLE 4 = 5 PEOPLE 5 = 6 OR MORE PEOPLE



COLUMN LOCATION	VARIABLE NAME	DC	NON-DC	TOTAL	CODE	VARIABLE LABEL AND CODE VALUE
741-742	HRDPRG	12 647 53 54	0 250 2 2	12 897 55 56		FREQUENCY OF CRACK OR OTHER COCAINE -8 = MISSING 1 = NONE 2 = LESS THAN WEEKLY 3 = WEEKLY OR MORE
743-744	M_ANEMIA	239 57 470	86 13 155	325 70 625		ANEMIA IN MOTHER (ICD-9) -1 = NO ABSTRACT DATA 1 = ANEMIA NOTED IN CHART 2 = ANEMIA NOT NOTED IN CHART
745-746	M_DRUG	239 58 469	86 2 166	325 60 635		DRUG ABUSE IN MOTHER (ICD-9) -1 = NO ABSTRACT DATA 1 = DRUG ABUSE NOTED IN CHART 2 = DRUG ABUSE NOT NOTED IN CHART
747-748	M_FDIS	239 57 470	86 19 149	325 76 619		FETAL DISTRESS AFFECTING MOTHER (ICD-9) -1 = NO ABSTRACT DATA 1 = FETAL DISTRESS NOTED IN CHART 2 = FETAL DISTRESS NOT NOTED IN CHART
749-750	M_GUI	239 24 503	86 4 164	325 28 667		GENITOURINARY INFECTION IN MOTHER (ICD-9) -1 = NO ABSTRACT DATA 1 = GENITOURINARY INFECTION NOTED IN CHART 2 = GENITOURINARY INFECTION NOT NOTED IN CHART
751-752	M_HYPER	239 26 501	86 14 154	325 40 655		HYPERTENSION IN MOTHER (ICD-9) -1 = NO ABSTRACT DATA 1 = HYPERTENSION NOTED IN CHART 2 = HYPERTENSION NOT NOTED IN CHART
753-754	M_IPC	239 66 461	86 6 162	325 72 623		INSUFFICIENT PRENATAL CARE IN MOTHER (ICD-9) -1 = NO ABSTRACT DATA 1 = INSUFFICIENT PRENATAL CARE NOTED IN CHART 2 = INSUFFICIENT PRENATAL CARE NOT NOTED IN CHART
755-756	M_MENTAL	239 46 481	86 1 167	325 47 648		MENTAL DISORDER IN MOTHER (ICD-9) -1 = NO ABSTRACT DATA 1 = MENTAL DISORDER NOTED IN CHART 2 = MENTAL DISORDER NOT NOTED IN CHART
757-758	M_RUPT	239 49 478	86 14 154	325 63 632		PREMATURE RUPTURE OF MEMBRANES IN MOTHER (ICD-9) -1 = NO ABSTRACT DATA 1 = PREMATURE RUPTURE OF MEMBRANES NOTED IN CHART 2 = PREMATURE RUPTURE OF MEMBRANES NOT NOTED IN CHART
759-760	M_VD	239 21 506	86 1 167	325 22 673		VENEREAL DISEASE IN MOTHER (ICD-9) -1 = NO ABSTRACT DATA 1 = VENEREAL DISEASE NOTED IN CHART 2 = VENEREAL DISEASE NOT NOTED IN CHART
761-762	MARITAL	1 1 1 570	0 0 0 88	1 1 1 658		MARITAL STATUS -8 = MISSING -7 = ITEM REFUSAL -6 = MULTIPLE RESPONSE 1 = SINGLE

COLUMN LOCATION	VARIABLE NAME	DC	NON-DC	TOTAL	CODE	VARIABLE LABEL AND CODE VALUE
	MARITAL					MARITAL STATUS (CONTINUED)
		163	155	318		2 = MARRIED
		30	11	41		3 = WIDOWED/DIVORCED/SEPARATED
763-764	MET_PAY					METHOD OF PAYMENT FOR HOSPITAL STAY
		9	2	11		-8 = MISSING
		1	0	1		-7 = ITEM REFUSAL
		98	108	206		1 = PRIVATE INSURANCE
		514	55	569		2 = MEDICAID
		87	68	155		3 = HMO
		57	21	78		4 = OTHER OR UNKNOWN
765-766	MED_USE					ANTIBIOTICS USED DURING PREGNANCY
		1	0	1		-8 = MISSING
		288	102	390		1 = ANTIBIOTIC USE DURING PREGNANCY
		477	152	629		2 = NO ANTIBIOTIC USE DURING PREGNANCY
767-768	MRJ_FRQ					FREQUENCY OF MARIJUANA USE
		22	2	24		-8 = MISSING
		8	1	9		-5 = DATA OUT OF RANGE
		688	249	937		1 = NONE
		31	1	32		2 = LESS THAN WEEKLY
		17	1	18		3 = WEEKLY OR MORE
769-770	MRJFLAG					MARIJUANA USE EVER
		11	2	13		-8 = MISSING
		518	183	701		0 = NO
		237	69	306		1 = YES (1 <= C_11 <= 9)
771-772	MRJMON					MARIJUANA PAST MONTH
		11	2	13		-8 = MISSING
		739	251	990		0 = NO
		16	1	17		1 = YES (1 <= C_11 <= 2)
773-774	MRJPREG					MARIJUANA USE DURING PREGNANCY
		12	1	13		-8 = MISSING
		8	1	9		-5 = DATA OUT OF RANGE
		688	249	937		0 = NO
		58	3	61		1 = YES (1 <= C_12 <= 8)
775-776	MRJYR					MARIJUANA USE PAST 12 MONTHS
		11	2	13		-8 = MISSING
		690	248	938		0 = NO
		65	4	69		1 = YES (1 <= C_11 <= 5 OR C_11=8)
777-778	NOMJFLAG					ANY ILLICIT DRUG USE EXCEPT MJ - EVER
		5	0	5		-8 = MISSING
		580	228	808		0 = NO (CRKFLAG, COCFLAG, HERFLAG, STMFLAG, STAFLAG NE 1)
		181	26	207		1 = YES (ANY CRKFLAG, COCFLAG, HERFLAG, STMFLAG, STAFLAG=1)
779-780	NOMJMON					ANY ILLICIT DRUG USE EXCEPT MJ - PAST MONTH
		5	0	5		-8 = MISSING
		693	251	944		0 = NO (CRKMON, COCMON, HERMON, STMMON, STAMON NE 1)
		68	3	71		1 = YES (ANY CRKMON, COCMON, HERMON, STMMON, STAMON =1)

COLUMN LOCATION	VARIABLE NAME	DC	NON-DC	TOTAL	CODE	VARIABLE LABEL AND CODE VALUE
781-782	NOMJPREG	645	249	894		ANY ILLICIT DRUG USE EXCEPT MJ - PREGNANCY
		121	5	126	0	0 = NO (ANY CRKPREG, COCPREG, HERPREG, STMPREG, STAPREG NE 1)
					1	1 = YES (ANY CRKPREG, COCPREG, HERPREG, STMPREG, STAPREG =1)
783-784	NOMJYR					ANY ILLICIT DRUG USE EXCEPT MJ - PAST 12 MONTHS
		5	0	5	-8	-8 = MISSING
		635	248	883	0	0 = NO (ANY CRKYR, COCYR, HERYR, STMYR, STAYR NE 1)
		126	6	132	1	1 = YES (ANY CRKYR, COCYR, HERYR, STMYR, STAYR = 1)
785-786	PARITY					NUMBER OF PREVIOUS LIVE BIRTHS (FROM A_14_A)
		11	2	13	-8	-8 = MISSING
		249	106	355	1	1 = NO PREVIOUS LIVE BIRTHS
		226	78	304	2	2 = ONE PREVIOUS LIVE BIRTH
		280	68	348	3	3 = TWO OR MORE PREVIOUS LIVE BIRTHS
787-794	PDRINK					PROBABILITY OF DRINKING ON A GIVEN DAY
		57	10	67	-8	-8 = MISSING
		537	182	729	0	0
		83	38	121	0.02	0.02
		34	6	40	0.1	0.1
		34	7	41	0.21	0.21
		10	0	10	0.64	0.64
		11	1	12	1	1
795-796	PN_CARE					WHERE RECEIVED MOST PRENATAL CARE
		63	5	68	1	1 = NO PRENATAL CARE
		132	126	258	2	2 = PRIVATE MD
		63	46	109	3	3 = HMO
		305	62	367	4	4 = HOSPITAL OUTPATIENT CLINIC
		173	13	186	5	5 = HEALTH DEPT/COMMUNITY CLINIC
		30	2	32	6	6 = OTHER OR UNKNOWN FACILITY
797-798	PN_NUM					NUMBER OF PRENATAL VISITS
		63	5	68	1	1 = NO PRENATAL CARE
		232	31	263	2	2 = LESS THAN ONCE/MONTH
		395	178	573	3	3 = AT LEAST ONCE/MONTH, BUT NOT MORE
		54	38	92	4	4 = TWICE/MONTH OR MORE
		22	2	24	5	5 = UNKNOWN NUMBER OF VISITS
799-800	PN_TRI					TRIMESTER OF FIRST PRENATAL VISIT
		63	5	68	-9	-9 = LEGITIMATE SKIP
		13	2	15	-8	-8 = MISSING
		4	2	6	-5	-5 = DATA OUT OF RANGE
		13	4	17	-4	-4 = DON'T KNOW
		403	198	601	1	1 = FIRST TRIMESTER
		213	36	249	2	2 = SECOND TRIMESTER
		57	7	64	3	3 = THIRD TRIMESTER
801-802	PN_WK					WEEK OF FIRST PRENATAL VISIT RANGE = 0 - 40
		63	5	68	-9	-9 = LEGITIMATE SKIP
		13	2	15	-8	-8 = MISSING
		4	2	6	-5	-5 = DATA OUT OF RANGE
		13	4	17	-4	-4 = DON'T KNOW
		15	7	22	0	0

COLUMN LOCATION	VARIABLE NAME	DC	NON-DC	TOTAL	CODE	VARIABLE LABEL AND CODE VALUE
	PN_WK					WEEK OF FIRST PRENATAL VISIT (CONTINUED)
		28	13	41	1	
		28	18	46	2	
		29	17	46	3	
		41	20	61	4	
		27	22	49	5	
		41	23	64	6	
		36	20	56	7	
		30	12	42	8	
		33	20	53	9	
		29	12	41	10	
		34	7	41	11	
		32	7	39	12	
		26	6	32	13	
		24	2	26	14	
		18	3	21	15	
		15	3	18	16	
		23	0	23	17	
		17	4	21	18	
		8	5	13	19	
		11	4	15	20	
		20	3	23	21	
		16	2	18	22	
		7	2	9	23	
		13	1	14	24	
		15	1	16	25	
		8	2	10	26	
		3	0	3	27	
		13	2	15	28	
		5	1	6	29	
		4	0	4	30	
		8	1	9	31	
		5	0	5	32	
		5	0	5	33	
		2	0	2	35	
		3	1	4	36	
		1	0	1	40	
803-804	PR_USE3					DRUG USE DURING PREGNANCY
		15	6	21	-8	= MISSING
		427	172	599	1	= NO DRUG, ALCOHOL, OR CIGARETTE USE
		182	69	251	2	= ALCOHOL AND/OR ALCOHOL USE, BUT NO DRUG USE
		142	7	149	3	= DRUG USE, WITH OR W/O CIGARETTES OR ALCOHOL
805-806	PR_USE8					DRUG USE DURING PREGNANCY
		26	7	33	-8	= MISSING
		427	172	599	1	= NO DRUG, ALCOHOL, OR CIGARETTE USE
		62	17	79	2	= NO DRUG, OR ALCOHOL USE, BUT CIGARETTE USE
		61	33	94	3	= NO DRUG OR CIGARETTE USE, BUT ALCOHOL USE
		51	18	69	4	= NO DRUG USE, BUT BOTH ALCHL AND CIGARETTE USE
		14	2	16	5	= DRUG USE, BUT NO ALCOHOL OR CIGARETTE USE
		34	1	35	6	= DRUG AND CIGARETTE USE, BUT NO ALCOHOL USE
		11	0	11	7	= DRUG AND ALCOHOL USE, BUT NO CIGARETTE USE
		80	4	84	8	= DRUG, ALCOHOL, AND CIGARETTE USE
807-808	PSYFLAG					STIMULANT OR SED/TRANQ USE - EVER
		10	1	11	-8	= MISSING
		726	240	966	0	= NO (STMFLAG <=0 AND STAF <=0)

COLUMN LOCATION	VARIABLE NAME	DC	NON-DC	TOTAL	CODE	VARIABLE LABEL AND CODE VALUE
	PSYFLAG					STIMULANT OR SED/TRANQ USE - EVER (CONTINUED)
		30	13	43		1 = YES (STMFLAG =1 OR STAFFLAG=1)
809-810	PSYMON					STIMULANT OR SED/TRANQ USE - PAST MONTH
		10	1	11		-8 = MISSING
		748	252	1000		0 = NO (STMMON <=0 AND STAMON <=0)
		8	1	9		1 = YES (STMMON=1 OR STAMON=1)
811-812	PSYPREG					STIMULANT OR SED/TRANQ USE - PREGNANCY
		751	253	1004		0 = NO (STMPREG <=0 AND STAPREG <=0)
		15	1	16		1 = YES (STMPREG=1 OR STAPREG=1)
813-814	PSYYR					STIMULANT OR SED/TRANQ USE - PAST YEAR
		10	1	11		-8 = MISSING
		740	252	992		0 = NO (STMYR <=0 AND STAYR <=0)
		16	1	17		1 = YES (STMYR=1 OR STAYR=1)
815-820						RESERVED FOR INFANT FILE
821-822	RACE					RACE/ETHNICITY FROM QUESTIONNAIRE - IF B_4 MISSING THEN CHECK M2RACE FROM ABSTRACT
		2	0	2		-8 = MISSING
		3	0	3		-6 = MULTIPLE RESPONSE
		53	73	126		1 = WHITE
		655	152	807		2 = BLACK
		45	17	62		3 = HISPANIC
		8	12	20		4 = OTHER
823-824	RESIDE					RESIDENCE STATUS
		766	0	766		1 = DC RESIDENT
		0	254	254		2 = NON-DC RESIDENT
825-826	RISKLEV2					RESPONDENT'S RISK LEVEL
		313	0	313		1 = HIGH RISK BABY(IES)
		451	0	451		2 = LOW RISK BABY(IES)
		2	0	2		3 = ??
827-828	STAFFLAG					SED/TRANQ/ANALG USE EVER
		35	12	47		-8 = MISSING
		715	237	952		0 = NO
		16	5	21		1 = YES (1 <= C_34 <= 9)
829-830	STAMON					SED/TRANQ/ANALG PAST MONTH
		35	12	47		-8 = MISSING
		728	241	969		0 = NO
		3	1	4		1 = YES (1 <= C_34 <= 2)
831-832	STAPREG					SED/TRANQ/ANALG USE DURING PREGNANCY
		761	253	1014		0 = NO
		5	1	6		1 = YES (1 <= C_35)
833-834	STAYR					SED/TRANQ/ANALG USE PAST 12 MONTHS
		35	12	47		-8 = MISSING
		726	241	967		0 = NO
		5	1	6		1 = YES (1 <= C_34 <= 5 OR C_34=8)
835-836	STATUS					STATUS VARIABLE
		0	0	0		1 = NON-INTERVIEW
		239	86	325		2 = COMPLETED INTER., NO ABSTRACT DATA

COLUMN LOCATION	VARIABLE NAME	DC	NON-DC	TOTAL	CODE	VARIABLE LABEL AND CODE VALUE
	STATUS	522	168	690		STATUS VARIABLE (CONTINUED)
		5	0	5		3 = COMPLETED INTER., MOTHER AND BABY ABSTRACT
						4 = COMPLETED INTER., MOTHER ABSTRACT ONLY
837-838	STMFLAG	14	3	17		STIMULANT USE EVER
		729	240	969		-8 = MISSING
		23	11	34		0 = NO
						1 = YES (1 <= C_31 <= 9)
839-840	STMMON	14	3	17		STIMULANT PAST MONTH
		747	251	998		-8 = MISSING
		5	0	5		0 = NO
						1 = YES (1 <= C_31 <= 2)
841-842	STMPREG	12	3	15		STIMULANT USE DURING PREGNANCY
		744	251	995		-8 = MISSING
		10	0	10		0 = NO
						1 = YES (1 <= C_32)
843-844	STMYR	14	3	17		STIMULANT USE PAST 12 MONTHS
		740	251	991		-8 = MISSING
		12	0	12		0 = NO
						1 = YES (1 <= C_34 <= 5 OR C_34=8)
845-846	TWINS	20	8	28		TWINS INDICATOR
		746	246	992		1 = YES
						2 = NO
847-848	XAGE	1	1	2		MOTHER'S AGE GROUP BASED ON XAGECALC
		1	0	1		-8 = MISSING
		1	2	3		-7 = ITEM REFUSAL
		58	9	67		-5 = DATA OUT OF RANGE
		348	67	415		1 = 12 - 17 YEARS
		278	133	411		2 = 18 - 25 YEARS
		79	42	121		3 = 26 - 34 YEARS
						4 = 35+ YEARS
849-862						RESERVED FOR INFANT FILE
<b>PART D: SAMPLE DESIGN VARIABLES</b>						
863-864						RESERVED FOR INFANT FILE
865-876	MQ_ANWT1					MOM QUEX ANALYSIS WEIGHT VARIABLE
877-889	MA_ANWT1					MOM ABSTRACT ANALYSIS WEIGHT VARIABLE

## **Appendix A**

### **OVERVIEW AND EXECUTIVE SUMMARY OF THE DC\*MADS DRUG USE AND PREGNANCY STUDY**

#### **A.1 OVERVIEW<sup>1</sup>**

##### **A.1.1 Purpose and Organization of This Report**

The use of drugs by women during pregnancy is exacting an increasingly heavy toll on infant health and medical resources in this country. The magnitude of this problem is not well understood across the Nation, nor among women giving birth in Washington, DC. Estimates of the extent of the problem, obtained through studies in selected hospitals and other geographic areas, vary widely. A recent study at one municipal hospital in New York City estimated that 17% of women admitted for delivery used drugs, as determined either by urine test results or self-reports (Feldman, Minkoff, McCallia, & Salwen, 1992). Chasnoff, Landress, and Barrett (1990) estimated a 14.8% prevalence of drug use by pregnant women based on urine test results for women attending prenatal clinics in Florida. A study by the Rhode Island Department of Health detected drugs in 7.5% of urine samples obtained from women admitted in active labor at area hospitals (Centers for Disease Control [CDC], 1990). A study conducted of a probability sample of hospitals in California found evidence of drug use in 5.2% of urine samples obtained from women admitted for delivery (Vega, Kolody, Hwang, & Noble, 1993). Findings from a recently completed National Pregnancy and Health Survey (National Institute on Drug Abuse [NIDA], 1994a) that gathered data in 1992 estimated that 5.5% of women used at least one illicit drug during pregnancy.

Although these studies are informative, they are of limited value for understanding the drug use problem among pregnant women in DC and its impact on their infants. Studies conducted in selected hospitals and other geographic areas are not representative of births in the DC metropolitan area; moreover, the results of many of these studies are based on urine screens or are restricted to women seeking prenatal care, so they do not describe the entire spectrum of drug use during pregnancy.

The report presents findings from the Drug Use and Pregnancy Study about the use of illicit drugs, alcohol, and tobacco by DC-resident women delivering liveborn infants in DC hospitals. It provides information on demographic and household characteristics, prenatal care services received, infant birthweight and gestational age, and medical problems experienced by the mothers and infants. It also addresses methodological issues encountered in studying women in a hospital setting. The Drug Use and Pregnancy Study is one of the special population-based studies included in the Washington, DC, Metropolitan Area Drug Study (DC\*MADS). It was sponsored by NIDA with additional support from the National Institute for Child Health and Human Development (NICHD).

The remainder of this section provides an overview of DC\*MADS and the Drug Use and Pregnancy Study. It also reviews prior research related to prenatal substance abuse.

---

<sup>1</sup> Adapted from Chapter 1 (Introduction) of *The Washington, DC, Metropolitan Area Drug Study: Prevalence of Drug Use Among DC Women Delivering Livebirths in DC Hospitals, 1992* (National Institute on Drug Abuse, Rockville, MD, 1995.)

### **A.1.2 Overview of the Washington, DC, Metropolitan Area Drug Study**

DC\*MADS is an exploratory attempt to look at the nature and extent of drug abuse among all types of people residing in a single metropolitan area during the same period of time, with special focus on populations who are underrepresented or unrepresented in the National Household Survey on Drug Abuse (NHSDA). Many of these subpopulations represent people who tend to be at risk for drug abuse and its consequences. The main objectives of DC\*MADS are to

- estimate the prevalence, correlates, and consequences of drug abuse among the diverse populations residing in the metropolitan area, and
- develop a research model for similar data collection about drug abuse in other major metropolitan areas.

DC\*MADS consists of numerous studies that focus on different population subgroups (e.g., homeless people, institutionalized individuals) or different aspects of the drug abuse problem (e.g., adverse consequences from drug abuse) in the DC Metropolitan Statistical Area (MSA) (see Figure A.1). The studies include the following:

- Household and Nonhousehold Populations Study;
- Current Treatment Client Characteristics Study;
- Homeless and Transient Population Study;
- Area Opinion Leaders Study;
- Drug Abusing Subgroups Study;
- Institutionalized Study;
- Adult Criminal Offenders Study;
- Juvenile Offenders Study;
- Drug Use and Pregnancy Study; and
- School Dropouts Study.

The data and findings for DC\*MADS are supplemented with data from the 1990 and 1991 NHSDA (both of which oversampled the DC MSA).

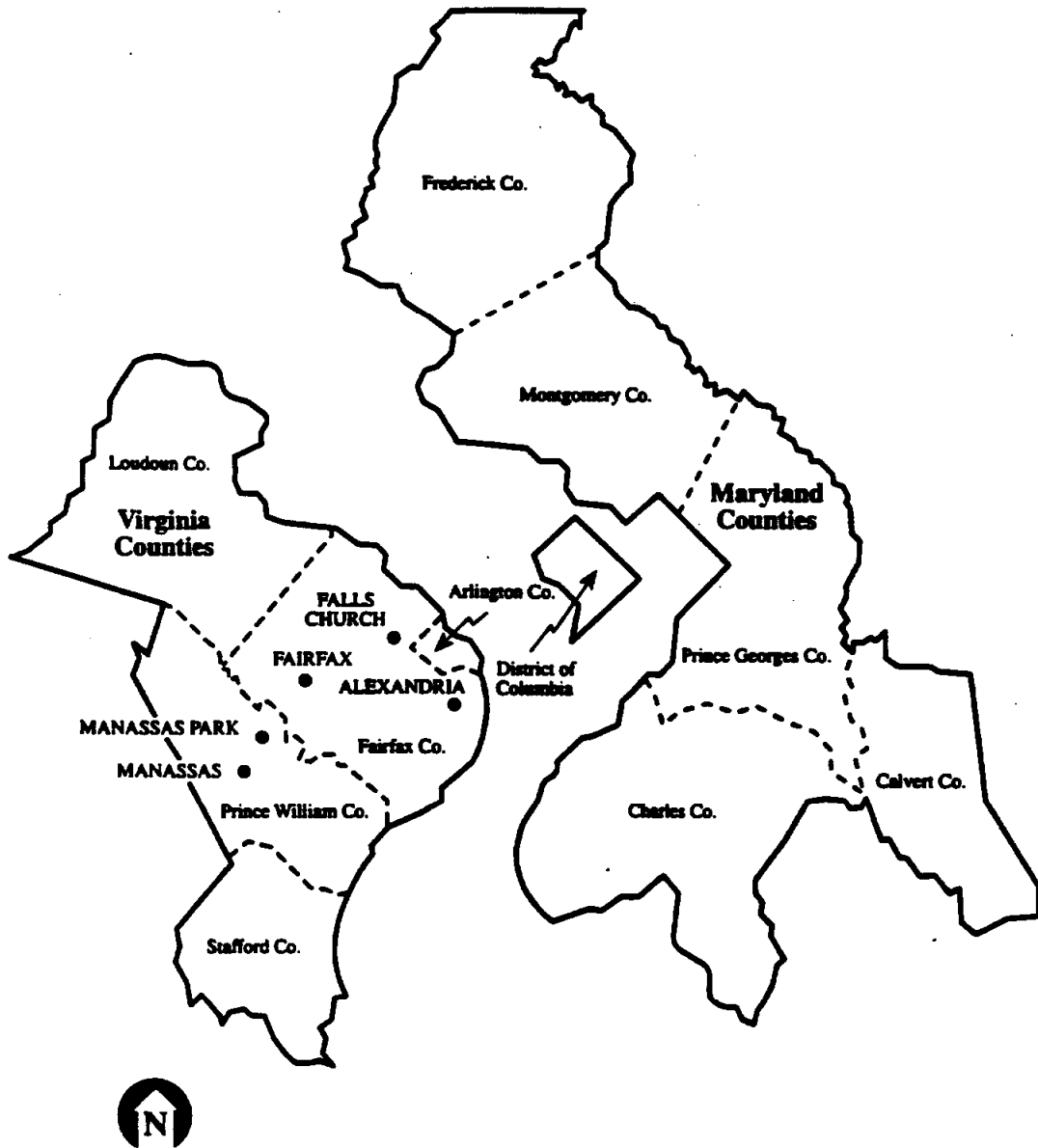
### **A.1.3 Overview of the Drug Use and Pregnancy Study**

The DC\*MADS Drug Use and Pregnancy Study was designed to examine the nature and extent of drug use among women delivering livebirths in DC hospitals, as well as related infant and maternal outcomes. The study had four key objectives:

- estimate the prevalence of use of illicit drugs, alcohol, and tobacco among women giving birth to live infants in DC hospitals;
- compare rates of drug use among DC resident women giving birth to infants of normal birthweight, intermediate low birthweight, and very low birthweight;



**Figure A.1 District of Columbia Metropolitan Statistical Area (DC MSA)**



**Note:** The District of Columbia Metropolitan Statistical Area (DC MSA) includes the District of Columbia; the Maryland counties of Calvert, Charles, Frederick, Montgomery, and Prince Georges; the Virginia counties of Arlington, Fairfax, Loudoun, Prince William, and Stafford; and the Virginia cities of Alexandria, Fairfax, Falls Church, Manassas, and Manassas Park.

**Source:** 1992 NIDA DC\*MADS Drug Use and Pregnancy Study.

- describe epidemiologic characteristics and health outcomes among drug-using and drug-free mothers and their newborn infants; and
- serve as a methodological model for similar hospital-based, maternal drug use research in other metropolitan areas.

The study collected such data as the types of drugs used, patterns of use, respondents' general experiences with drug use (including perceptions of the risks and consequences of use), drug treatment experiences, pregnancy history, and maternal and infant characteristics and outcomes. More specifically, the technical report

- identifies demographic, household, and income characteristics of DC women delivering livebirths;
- provides estimates of the prevalence of use of illicit drugs, alcohol, and tobacco during the lifetime, past year, the entire pregnancy, and past month;
- examines the demographic correlates of illicit drug and alcohol use, including gender, age, race/ethnicity, marital status, education, and parity;
- identifies the patterns of drug use during pregnancy among DC women delivering livebirths; and
- examines the relationships of birthweight, gestational age, prenatal care services, and medical problems of mothers and infants to drug use.

As described in more detail in Appendix B, interviews were conducted with 1,020 women (766 DC residents and 254 nonresidents) who gave birth to live infants in eight of nine DC hospitals participating in the study during the period from late January through mid-December 1992. The women were selected using an algorithm that oversampled women giving birth to low birthweight or preterm infants. Following the interview, the women were asked to give permission for their medical records and those of their newborn infants to be reviewed. Medical records for 695 consenting women (527 DC residents and 168 nonresidents) and infants were abstracted to document maternal and infant medical problems. Because some participating hospitals did not permit sampling of nonresident private patients, the nonresident data were not representative of nonresident mothers delivering babies in DC hospitals. Consequently, nonresident data were excluded from the analyses.

A separate component of the study involved collection of urine specimens, anonymously, from a different sample of women admitted for delivery at all nine DC hospitals during the period from July 1992 to April 1993. Drug testing of these samples was conducted to develop an independent measure of recent drug use during pregnancy. Laboratory results for the 1,181 urine specimens (583 DC residents, 413 nonresidents, and 185 of unknown residence) are described in an appendix to the Technical Report. Urine specimens were also collected from 196 women presenting for abortion at one DC hospital. Laboratory results for these specimens are also presented in an appendix to the Technical Report.

#### **A.1.4 Prior Studies of Substance Use During Pregnancy**

The potential for drugs used during pregnancy to be harmful to the developing fetus began to be established in the early 1960s, when high rates of severe limb malformations were found in babies born to mothers who used the tranquilizer thalidomide (Hill & Stern, 1979; Williams, 1963). More recently, adverse birth and developmental outcomes have been associated with use during pregnancy of alcohol (e.g., Jones & Smith, 1973; Rossett & Weiner, 1984; Sokol, Ager, & Martier, 1986; Streissguth, Sampson, Barr, Clarren, & Martin, 1986), cigarettes (e.g., Kleinman & Madans, 1985; Office on Smoking and Health, 1980; Prager, Malin, Graves, Spiegler, Richards, & Placek, 1983; Stein & Kline, 1983), and illicit drugs, most notably cocaine, including "crack" cocaine (e.g., Chasnoff, Burns, Schnoll, & Burns, 1985; Cherukuri, Minkoff, Feldman, Parekh, & Glass, 1988; Little, Snell, Klein, & Gilstrap, 1989; MacGregor et al., 1987; Zuckerman et al., 1989).

In general, prior studies of alcohol, tobacco, and other drug use by women during pregnancy have focused on one or more of the following three areas:

- estimation of the prevalence of alcohol, tobacco, or other drug use by women of childbearing age or during pregnancy;
- investigation of relationships between substance use during pregnancy and adverse birth or developmental outcomes, such as prematurity, low birthweight, or developmental deficits in the newborn; and
- investigation of relationships between substance use during pregnancy and other factors that are associated with adverse birth outcomes, such as lack of prenatal care.

Key studies are considered below for each of these areas.

##### **A.1.4.1 Prevalence of Substance Use During Pregnancy**

The NHSDA series provides information about the use of different substances by women of childbearing age in the U.S. civilian, noninstitutionalized population, although it does not specifically measure substance use during pregnancy. For example, data from the 1991 NHSDA (Substance Abuse and Mental Health Services Administration [SAMHSA], 1993) indicated that 27.0% of women aged 18 to 25 and 14.7% of women aged 26 to 34 in the civilian, noninstitutionalized population used an illicit drug in the past year. Similarly, 21.6% of women aged 18 to 25 and 10.6% of women aged 26 to 34 used marijuana in the past year. The prevalence of past year use of any form of cocaine (including crack cocaine) was 6.0% among women aged 18 to 25 and 3.3% among women aged 26 to 34. In addition, data from the DC MSA oversample of the 1990 NHSDA (National Institute on Drug Abuse [NIDA], 1992) indicated that in the past year, 17.3% of women of childbearing age (i.e., aged 15 to 44) had used an illicit drug, 12.4% had used marijuana, 4.9% had used cocaine, 74.0% had used alcohol, and 35.2% had smoked cigarettes.

Findings from the Centers for Disease Control and Prevention's (CDC's) Behavioral Risk Factor Surveillance System (BRFSS) from 1985 through 1988 indicate that the

prevalence of alcohol consumption by women during pregnancy declined, from 32% in 1985 to 20% in 1988. However, no decline was observed among women with less education or among women under the age of 25. In 1988, alcohol use was most prevalent among women who also smoked or who were unmarried (Serdula, Williamson, Kendrick, Anda, & Byers, 1991).

In contrast to the BRFSS data indicating declines in alcohol use during pregnancy, national-level findings from the National Hospital Discharge Survey, conducted by the National Center for Health Statistics (NCHS), indicate that the rate of drug-related diagnoses noted on hospital discharge summaries increased more than fivefold between 1979 and 1990, and the rate of newborns with drug-related diagnoses increased more than fourfold (Dicker & Leighton, 1994). These findings support the conclusion that an epidemic of drug use among pregnant women took place during the 1980s, although the authors suggested that the size of this epidemic may have been overstated. As in all record-based studies, one potential limitation of these data is that information on women's drug use or its effects on the infant may not have been consistently reported in the records, either because the doctor(s) failed to detect the drug use or because alternative diagnoses other than drug-related ones were recorded in the discharge summaries. However, these researchers did conduct analyses that attempted to control for potential underreporting.

Recently released findings from NIDA's National Pregnancy and Health Survey (NIDA, 1994a) provide important national-level data on the extent of use of different substances during pregnancy. Specifically, an estimated 5.5% of women in the United States who gave birth during 1992 used at least one illicit drug during pregnancy, including 2.9% who used marijuana and 1.1% who used any form of cocaine (including crack cocaine). Approximately one in five women who gave birth in 1992 used alcohol (18.8%) or smoked cigarettes (20.4%) at least once during pregnancy. However, rates of use in some localities may differ appreciably from the national rates; that may be particularly true for urban areas such as DC.

Other studies that have attempted to directly estimate the prevalence of substance use by women during pregnancy on a more local level have produced estimates that have varied considerably. As noted in Section A.1.1, however, this variability might be expected, given the range of data collection methods used, differences when the studies were conducted, and the large number of studies that have focused on patients from a single location, such as a single county or a single hospital (Ostrea, 1992; Robins & Mills, 1993). For example, these studies have generally collected data from women seen in prenatal care clinics (e.g., Chasnoff et al., 1990; Kuzma & Kissinger, 1981; Zuckerman et al., 1989) or more often, in hospitals from women presenting for delivery or postpartum (e.g., CDC, 1990; Cherukuri et al., 1988; Hingson et al., 1982; Little, Snell, Palmore, & Gilstrap, 1988; Matera, Warren, Moomjy, Fink, & Fox, 1990; McCalla et al., 1991; Ney, Dooley, Keith, Chasnoff, & Socol, 1990; Schutzman, Frankenfield-Chemicoff, Clatterbaugh, & Singer, 1991; Vega et al., 1993). In a number of these studies, data were collected primarily or exclusively from low-income women giving birth in large urban hospitals (e.g., Cherukuri et al., 1988; Hingson et al., 1982; Little et al., 1988; Matera et al., 1990; McCalla et al., 1991). Maternal drug use has been measured through testing of the mothers' urines (e.g., CDC, 1990; Chasnoff et al., 1990; Matera et al., 1990; McCalla et al., 1991; Neerhof, MacGregor, Retzky, & Sullivan, 1989; Ney et al., 1990), meconium testing from newborns (e.g., Schutzman et al., 1991), abstraction of clinical records (e.g., Little et al., 1988), mothers' self-reports of drug use (e.g., Cherukuri, et al., 1988; Hingson et al., 1982), or a combination of these methods (e.g., Vega et al., 1993; Zuckerman et al., 1989).

Selected highlights from these studies include the following:

- Vega et al. (1993) used a multistage probability sampling design of women giving birth in 202 hospitals in California and estimated the prevalence of drug use among women giving birth in California hospitals in 1992 to be at 5.2% for any illicit drug and 11.4% for any drug including alcohol.
- Chasnoff et al. (1990) found that approximately 15% of 715 women who were screened in public or private prenatal clinics in Pinellas County, Florida, during the first half of 1989 had positive urine toxicological results for alcohol, cannabinoids, cocaine, or opiates.
- A study conducted by the Rhode Island Department of Health that measured illicit drug use in pregnant women through anonymous urine testing in late 1989 estimated a drug use prevalence of 7% for white women and 10.2% for black women (Centers for Disease Control, 1990).
- Kuzma and Kissinger (1981) studied more than 12,000 women seen in prenatal clinics in southern California from 1974 through 1977 and found that 34% of the women continued to smoke during pregnancy, and that 4% regularly consumed 1 ounce or more of alcohol. The prevalence of use of any illicit drugs ranged from about 1% in women who neither drank nor smoked to 24% in women who continued to smoke and drink heavily during pregnancy.
- Neerhof et al. (1989) found that 8% of the urine specimens from 1,776 women who gave birth in a Chicago hospital over a 2-year data collection period (September 1986 through August 1988) tested positive for cocaine. However, the prevalence varied widely over the data collection period, from 4% in the first 6 months of the study, to 12% in the final 6 months.
- Zuckerman et al. (1989) combined self-reports of drug use from interviews with 1,266 women in Boston with results of prenatal and postpartum urine tests to estimate that 27% of the women had used marijuana during pregnancy and 18% had used cocaine.
- Matera et al. (1990) tested urine samples anonymously from 509 women who gave birth in a New York City hospital in November and December of 1988 and found that 24% of the urines tested positive for any illicit drugs (e.g., cocaine, opiates, methadone, amphetamines, phencyclidine [PCP]), excluding drugs that may have been administered during pregnancy. In addition, 10% of the urines were positive for cocaine and 13% were positive for amphetamines.
- McCalla et al. (1991) screened urine specimens from 1,111 women giving birth in a New York City municipal hospital from late 1988 through early 1989 and found that 11.5% of the samples tested positive for cocaine compared with only 1.1% that tested positive for marijuana, 1.2% that tested positive for opiates, and 0.3% that tested positive for methadone.

Despite variations in reported prevalences, these findings indicate that significant percentages of women use alcohol, tobacco, or other drugs during pregnancy. Further, prevalence estimates based on urine toxicological screenings are probably conservative estimates of the true prevalence of drug use during pregnancy; with the exception of such drugs as marijuana, urine screenings generally detect only those drugs that have been used within a few days prior to testing (Ostrea, 1992; Robins & Mills, 1993).

In addition, general findings on the correlates of drug use during pregnancy include the following:

- The types of substances being used by women during pregnancy have varied by race/ethnicity. Chasnoff et al. (1990) found that black women were more likely to have used cocaine, and white women were more likely to have used cannabinoids during pregnancy. Similarly, the National Pregnancy and Health Survey (National Institute on Drug Abuse, 1994a) and studies by the CDC (1990), Oro and Dixon (1987), and Vega et al. (1993) found higher prevalences of cocaine use during pregnancy among nonwhite women than among white women. The National Pregnancy and Health Survey also found that white women were more likely than black women to have used alcohol or cigarettes during pregnancy, and Oro and Dixon (1987) found that white women were more likely than black women to have used methamphetamines.
- Legal consequences of drug use during pregnancy have also varied by race/ethnicity. Chasnoff et al. (1990) found that black women were nearly 10 times more likely than white women to be reported to the local health authorities for their drug use; as noted above, their findings indicated that black women were more likely than white women to have used cocaine during pregnancy. Robins and Mills (1993) suggested that physicians may consider cocaine use during pregnancy to be of more clinical importance than marijuana use, or that reporting of drug use may be influenced by physicians' beliefs about which of their patients are likely to be drug users.
- Nationally, women who were not married, had less than 16 years of formal education (i.e., had not graduated from a 4-year college or university), or were not employed tended to have higher rates of illicit drug use than their counterparts (NIDA, 1994a).
- Drug use during pregnancy has been more prevalent among "clinic" patients, who had some form of public medical insurance (e.g., Medicaid) or no insurance, than among women who had private insurance (CDC, 1990; Matera et al., 1990; NIDA, 1994a; Schutzman et al., 1991).
- Drug use during pregnancy, and particularly cocaine use, has been more prevalent among women who received little or no prenatal care (Cherukuri et al., 1988; Edelin, Gurganious, Golar, Oellerich, Kyei-Aboagye & Hamid, 1988; McCalla et al., 1991; Vega et al., 1993). This finding suggests that studies focusing on women in prenatal care may miss an important subpopulation at high risk for drug use during pregnancy.

#### **A.1.4.2 Substance Use During Pregnancy and Adverse Birth Outcomes**

Use of alcohol, cigarettes, and illicit drugs during pregnancy have all been associated with adverse infant birth outcomes. In this section, the focus of the discussion is on outcomes at birth, such as prematurity or low birthweight, rather than on possible longer range effects of substance use during pregnancy. Some research suggests that substance use during pregnancy can have longer term effects, such as an increased likelihood that daughters born to women who smoked cigarettes during pregnancy will themselves become smokers in early adolescence (Kandel, Wu, & Davies, 1994). However, Robins and Mills (1993), in their review of the literature on in utero exposure to drugs, cited a variety of methodological limitations of many of these studies of possible long range effects, including differential attrition (e.g., if the highest risk mothers tend disproportionately to drop out of such studies), lack of appropriate control or comparison groups, or the possibility of undetected drug exposure in the "control" children.

In 1973, Jones and Smith coined the term "fetal alcohol syndrome" (FAS) to describe adverse effects associated with alcohol use during pregnancy. The core components of FAS include intrauterine growth deficiency, facial dysmorphic features, congenital malformations, and central nervous system dysfunction (Sokol et al., 1986; Streissguth et al., 1986). Laegreid, Olegard, Walstrom, and Conradi (1989) also reported facial dysmorphic features and central nervous system dysfunction similar to those associated with FAS among eight infants whose mothers used benzodiazepine tranquilizers during pregnancy.

Reports on the effects of maternal cigarette smoking on the fetus have indicated associations between smoking and low birthweight (Kleinman & Madans, 1985; Prager et al., 1983). These reports suggested that smoking may be a significant contributing factor in 20% to 40% of the cases of low birthweight infants occurring in the United States (Prager et al., 1983). There is also some evidence of an increased risk of low birthweight among nonsmokers who were passively exposed to cigarette smoke and who otherwise carried their babies to term (i.e.,  $\geq 37$  weeks gestation) (Martin & Bracken, 1986).

In addition to alcohol and cigarettes, illicit drugs have also been associated with adverse effects for infants. Edmondson (1985), in her review of studies on the effects of in-utero exposure to marijuana, reported a long list of adverse effects on infants that have been found: prematurity, low birthweight, intrauterine growth retardation, meconium staining, low 1-minute Apgar scores, congenital malformations, and increased stillbirth and perinatal mortality. However, she also found that marijuana use was highly associated with use of alcohol, tobacco, and a variety of other drugs. These potential interactions create difficult analytic problems for isolating the effects of marijuana alone and in combination with specific other drugs.

With the increase in the prevalence of cocaine use in the late 1970s and early 1980s (NIDA & SAMHSA, 1993), increased attention has been given to studying adverse outcomes associated with the use of cocaine during pregnancy, including the use of "crack" cocaine. Several studies have reported a variety of complications related to cocaine exposure during pregnancy. These include preterm delivery, low birthweight, intrauterine growth retardation, low Apgar scores, and unresponsive or highly irritable behaviors (Chasnoff, Griffith, MacGregor, Dirkes, & Burns, 1989; Chavez, Mulinare, & Cordero, 1989; Cherukuri et al., 1988;

Feldman et al., 1992; Little et al., 1989; MacGregor et al., 1987; McCalla et al., 1991; Neerhof et al., 1989; Zuckerman et al., 1989).

#### **A.1.4.3 Relationships Between Substance Use During Pregnancy and Other Risk Factors**

As noted above, a number of studies point to a relationship between substance use during pregnancy and adverse birth and developmental outcomes. However, some of these apparent relationships may be confounded by other factors that are related both to substance use during pregnancy and adverse birth outcomes, such as prematurity or low birthweight. For example, some studies have found a higher prevalence of cocaine use among black women than among white women (e.g., Chasnoff et al., 1990; Oro & Dixon, 1987; Vega et al., 1993), but higher rates of prematurity and low birthweights have also been documented among black women (e.g., Kempe, Wise, Barkan, Sappenfeld, Sachs, Gortmaker, Sobol, First, Pursley, Rinehart, Kotlechuck, Cole, Gunter, & Stockbauer, 1992; World Health Organization [WHO], 1992). Further, prior research has found drug use during pregnancy to be more prevalent among women who received little or no prenatal care (Cherukuri et al., 1988; Edelin et al., 1988; McCalla et al., 1991; Vega et al., 1993), an additional risk factor for prematurity and low birthweights (e.g., Feldman et al., 1992; McCalla et al., 1991).

In addition, polydrug use during pregnancy can make it difficult to determine whether a particular drug is responsible for adverse birth outcomes, or whether such outcomes might have been due to the combination of drugs that were used (Robins & Mills, 1993). Moreover, as Robins and Mills (1993) noted, studies showing adverse outcomes due to drug use during pregnancy may be more likely to be published than studies showing little or no relationship.

The studies by Zuckerman et al. (1989) and McCalla et al. (1991) employed multivariate analyses to control for these potential confounding factors. Zuckerman et al. (1989) found no association between birthweight and mothers' self-reports of marijuana or cocaine use. However, when analyses included women whose drug use was confirmed by urine testing, a deficiency in birthweight was associated with exposure to marijuana, cocaine, or both drugs. McCalla et al. (1991), who used urine test results to measure drug use, found that cocaine use during pregnancy was still significantly associated with low birthweight after they controlled for potentially confounding variables, such as lack of prenatal care, maternal age and parity, and the use of alcohol or cigarettes. When multivariate models also included adjustments for the gestational age of the infant, there was a weaker relationship between cocaine use and low birthweight, but it was still statistically significant. In addition, the researchers found that cigarette smoking during pregnancy was a powerful retardant of fetal growth.

#### **A.1.4.4 Summary and Contributions of the DC\*MAIDS Drug Use and Pregnancy Study**

Taken together, the various studies reviewed above suggest the following key findings:

- Significant percentages of women use alcohol, cigarettes, or illicit drugs during pregnancy. However, much prior epidemiologic research on drug use among pregnant women has tended to have one or more of the following methodological limitations: (a) data drawn from a single hospital (which limits the generalizability of the data, even within a city or metropolitan area); (b) data collection from women receiving prenatal care (which misses a subpopulation of drug-using women who



are not receiving prenatal care); or (c) prevalence estimation based on urine test results alone (which limits detection to very recent drug use).

- Drug use during pregnancy is associated with adverse infant birth and developmental outcomes. However, these outcomes may not necessarily be due to drug use per se, but may be due to other risk factors that are also associated with drug use during pregnancy (e.g., race/ethnicity, lack of prenatal care). Therefore, analyses examining relationships between drug use during pregnancy and outcomes, such as prematurity or low birthweight, need to include appropriate controls for these potential confounding variables.

In view of these methodological issues and limitations, additional research is needed to fill gaps in understanding. Building on the foundation of this prior research, the DC\*MADS Drug Use and Pregnancy Study addresses a number of these methodological issues and limitations and expands the body of knowledge about the prevalence, correlates, and selected consequences of drug use during pregnancy. It makes important contributions in several ways:

- Unlike studies that were limited to a single hospital, the DC\*MADS Drug Use and Pregnancy Study used probability sampling methods to collect data from DC-resident women delivering livebirths in all DC civilian hospitals. Hence, inferences can be made about the broader *population* of DC-resident new mothers as a whole. In addition, inferences can be made about demographic correlates of drug use for this population of women.
- Data on drug use during pregnancy and medical problems experienced by the mother and her newborn(s) were collected using a variety of methods, including interview data, record abstractions, and anonymous urine testing from a separate sample of women. Thus, this study draws on a broad spectrum of data to understand drug use issues and also provides important methodological information and recommendations for researchers interested in conducting a similar study in other cities or metropolitan areas.
- Findings are presented relating alcohol, cigarette, and illicit drug use to low birthweight. These analyses control for the potential confounding effects of other risk factors, such as race/ethnicity and receipt of prenatal care.

Finally, findings from the DC\*MADS Drug Use and Pregnancy Study complement national-level data, such as those from the National Pregnancy and Health Survey (NIDA, 1994a). Both studies allow inferences to be made about a population of interest, either nationally or for a specific locality. In particular, the DC\*MADS Drug Use and Pregnancy Study provides useful information for DC planners, service providers, and policymakers on the extent, correlates, and consequences of drug use during pregnancy among DC-resident women. Moreover, National Pregnancy and Health Survey data provide a national-level reference point for contrasting and interpreting DC data.

## **A.2 SUMMARY OF TECHNICAL REPORT<sup>2</sup>**

The report examines the prevalence of illicit drug, alcohol, and cigarette use among women residing in the District of Columbia (DC) who delivered liveborn infants in DC hospitals. In addition, it provides information on demographic and household characteristics, prenatal care services received, infant birthweight and gestational age, and medical problems experienced by drug-using and drug-free mothers and their newborn infants. It also describes the relationship between drug use during pregnancy and infant birthweight. This research is part of the Washington, DC, Metropolitan Area Drug Study (DC\*MADS).

Data for the study consisted of (a) interviews with 1,020 women (766 DC residents and 254 nonresidents) who gave birth to live infants in eight nonmilitary DC hospitals during 1992; (b) abstraction of the medical records of 695 of these women (527 DC residents and 168 nonresidents) and 709 of their infants, including twins (533 DC residents and 176 nonresidents); and (c) anonymous urine drug-testing results from independent samples of 1,181 women presenting for delivery (583 DC residents, 413 nonresidents, and 185 of unknown residence) and 196 women presenting for abortion (81 DC residents, 109 nonresidents, and 6 of unknown residence). For the interview and abstraction components of the study, women were selected for participation based on an algorithm that oversampled mothers of low birthweight or preterm infants (i.e., less than 2,500 grams or less than 37 weeks gestation).

The interview response rate was 86.7%, and the abstraction response rate was 59.7%. Of those who were interviewed, 68.8% agreed to have medical records abstracted for themselves and their infants. In contrast to these relatively high response rates, the yield for the urine collection component was only 48.8%. Although data were obtained from both DC residents and nonresidents, findings in this report are restricted to data for DC residents (n=766) because some hospitals were unwilling to allow interviews with their patients with private insurance (many of whom were nonresidents of DC). Consequently, data collected for nonresident women (n=254) were not representative of all nonresident women giving birth in DC hospitals.

Key findings based on interviews with 766 DC women delivering live infants in DC hospitals include the following:

- The majority of the DC-resident women were black (83.9%), single (73.7%), or young (49.9% were aged 18 to 25). Most were relatively poor. Some 63.8% reported household incomes of \$19,000 or less, and an estimated 69.0% indicated that Medicaid would be the main source of payment for their hospital stay.
- Rates of any illicit drug use for DC residents giving birth in DC hospitals were 35.6% in the lifetime, 15.5% in the past year, 14.7% during pregnancy, and 5.6% in the past month. Use of illicit drugs during pregnancy was higher for women who were black (16.4%) than for women who were white (8.8%) or Hispanic (3.4%).

---

<sup>2</sup> Adapted from the Executive Summary of *The Washington, DC, Metropolitan Area Drug Study: Prevalence of Drug Use Among DC Women Delivering Livebirths in DC Hospitals: 1992* (National Institute on Drug Abuse, Rockville, MD, 1995).

- Cocaine in any form (including crack cocaine) was the most commonly used drug during pregnancy. An estimated 10.5% of the DC-resident women used cocaine at least once during pregnancy. In addition, an estimated 7.1% of the women used marijuana during pregnancy.
- Rates of cigarette use for the DC-resident new mothers were 53.9% in the lifetime, 25.2% in the past year, 22.5% during pregnancy, and 18.6% in the past month. During pregnancy, cigarette use was more prevalent among women who were black (25.4%) than among women who were white (11.3%) or Hispanic (3.9%).
- Rates of alcohol use for these DC-resident women were 64.6% in the lifetime, 37.7% in the past year, 21.1% during pregnancy, and 9.5% in the past month. Unlike illicit drug and cigarette use, alcohol use during pregnancy was more common among women who were white (48.0%) than among women who were black (20.7%) or Hispanic (2.5%).
- An estimated 12.2% of the DC-resident new mothers received no prenatal care during their pregnancy, or did not receive care until their third trimester. Lack of adequate prenatal care was more prevalent among users of illicit drugs (24.6%) or users of alcohol or cigarettes (but not illicit drugs) (12.0%) during pregnancy than among nonusers of any of these substances (8.3%).
- An estimated 12.8% of infants born to DC residents giving birth in DC hospitals were of low birthweight (under 2,500 grams), and similarly an estimated 12.8% were preterm (less than 37 weeks gestation).
- Low birthweight or preterm births were related to selected demographic characteristics of the DC-resident mothers, such as age, race/ethnicity, marital status, and education. For example, infants whose mothers were black were more likely to be low birthweight or preterm (14.4% and 14.5%, respectively) than were infants whose mothers were white (2.3% and 1.4%) or Hispanic (7.0% and 5.1%).
- Low birthweight and preterm births were also related to mothers' receipt of prenatal care. Infants born to DC-resident women who lacked adequate prenatal care were more likely to be low birthweight or preterm (22.7% and 18.6%, respectively) than were infants whose mothers received prenatal care during their first or second trimester (11.5% and 12.0%).

Logistic regression analyses examined relationships between DC-resident women's illicit drug use, alcohol use, and cigarette use during pregnancy and three infant birthweight categories: overall low birthweight (less than 2,500 grams), intermediate low birthweight (1,500 to 2,499 grams), and very low birthweight (less than 1,500 grams). Odds ratios for mothers' illicit drug use, alcohol use, and cigarette use were adjusted for each other, as well as for mothers' demographic characteristics, parity, and prenatal care.

The most striking association between substance use and low birthweight occurred for cigarette smoking. The odds of delivering an infant in any of the low birthweight categories relative to an infant of normal birthweight were over three times greater for women who smoked during pregnancy than for those who did not. The use of illicit drugs during pregnancy

was related to very low birthweight, but not to intermediate low or overall low birthweight. The odds of delivering an infant of very low birthweight relative to an infant of normal birthweight were nearly 2.5 times greater among women who used illicit drugs during pregnancy than among nonusers. Alcohol use during pregnancy was not related to any of the birthweight categories.

Medical records for DC women and their newborns were abstracted to document medical problems that may be related to maternal drug use. Key findings from the abstraction data and comparisons of these data with self-report interview data include the following:

- Women's medical records indicated that an estimated 6.5% had used illicit drugs during pregnancy. This was comparable to the percentage reporting past month use in the interview (5.6%), but lower than the percentage reporting illicit drug use during pregnancy (14.7%). It is not surprising to find higher rates of use reported on interview data during pregnancy because it encompasses a longer period and because clinicians may be reluctant to document drug abuse in women's charts except in severe cases.
- A diagnosis of insufficient prenatal care was noted on 8.8% of the mothers' medical records compared with an estimated 12.2% of interview respondents who reported no prenatal care during their first or second trimester.
- An estimated 4.4% of infant medical records indicated that cocaine had affected the fetus, and 1.8% noted problems of drug withdrawal. Both of these diagnoses were most common for infants whose mothers had reported using illicit drugs during pregnancy (20.9% and 9.5%, respectively).
- Some 6.2% of infants whose mothers reported using only alcohol or cigarettes had a diagnosis of cocaine affecting the fetus, and 1.9% of infants born to these mothers had a diagnosis of drug withdrawal. These findings suggest possible underreporting of drug use by this group of women.

Because of the low yield of urine specimens collected from women presenting for delivery and because there were considerable numbers of specimens for which the residence of the women was missing, the drug-testing results from these specimens may not be representative of DC women. Consequently, findings from these data are not presented in the main body of the report. Nonetheless, because of the potential interest of these data, the unweighted findings from the drug testing of urine samples from DC women are included as an appendix in the Technical Report.

Drug use during pregnancy may result in serious problems both for mothers and their infants. Data on the extent of use and related problems can be used to develop more effective policies and interventions to prevent or discourage the use of alcohol, cigarettes, or illicit drugs during pregnancy and to offer special help to pregnant women in stopping their substance use. This report addresses many of these issues among DC-resident women giving birth in DC hospitals. It also provides recommendations to improve the methodologies employed in future hospital-based studies of maternal drug use.

## **Appendix B**

### **METHODOLOGICAL ISSUES<sup>1</sup>**

#### **B.1 Purpose and Overview of This Appendix**

This appendix provides methodological details and an evaluation of the procedures used for the Drug Use and Pregnancy Study. This study collected information from and about women giving birth to live infants in District of Columbia (DC) hospitals concerning their use of alcohol and drugs during pregnancy. Four major aspects of the study are described: sample design, instrumentation, data collection, and analysis. Section B.2 describes the design and implementation of the hospital sampling plan and includes information on response rates. Section B.3 discusses the development of the data collection instruments for the study. Section B.4 describes the training of data collectors and the data collection procedures used for interviewing and medical records abstraction. Section B.5 discusses the development of analysis weights and the analytic procedures used. Section B.6 summarizes the proportion of the budget spent on each study activity. Interview and medical abstract data are the focus of these sections. A urine testing component was part of the larger study design; however since these data are not part of the public release files, details of data collection for this segment are not included here.

#### **B.2 Hospital Sample Design**

##### **B.2.1 Original Design**

The objective of the Drug Use and Pregnancy Study was to determine the prevalence of drug use among women giving birth to live infants in hospitals within the DC Metropolitan Statistical Area (MSA). The initial sampling plan was designed to accomplish this objective. However, the design underwent major modifications before the study was fielded. These modifications incorporated a DC oversample so that separate prevalence estimates could be produced for DC-resident women and eventually limited the study to women giving birth in DC hospitals after many of the suburban hospitals declined to participate. The original hospital sampling design, and the DC oversample, are described in this section. The final, revised sampling design is described in Section B.2.3.

The populations of inference for the study initially consisted of (a) women giving birth to liveborn infants in 1992 at any of the hospitals located within the DC MSA and (b) their newborn infants. The sample was designed to produce prevalence estimates for two sampling domains:

- women giving birth to a live infant at an eligible hospital located in the DC MSA within a specified sampling period in 1992 and their newborn infants, and
- DC-resident women giving birth to a live infant at an eligible DC hospital within a specified sampling period in 1992 and their newborn infants.

---

<sup>1</sup> Adapted from Appendix A of *The Washington, DC, Metropolitan Area Drug Study: Prevalence of Drug Use Among DC Women Delivering Livebirths in DC Hospitals: 1992* (National Institute on Drug Abuse, Rockville, MD, 1995).

The precision requirements for these estimates was that a 1% prevalence rate for each domain be estimated with no more than a 50% relative standard error (RSE).

A two-stage stratified sampling design was used, with hospitals selected in the first stage and the women and their infants selected in the second stage. A random sample of hospitals from within the DC MSA was selected, as described below. During data collection, a sample of women was to be selected from each of the selected hospitals for interviewing.

The sampling frame of hospitals for the first stage was taken from the 1990 edition of the American Health Association's *Guide to the Health Care Field* listing of hospitals (American Health Association, 1990). Eligible hospitals were those reporting one or more births in 1989 and/or those expected to have births in 1992 in DC and the Maryland and Virginia cities and counties that are part of the DC MSA. Twenty-seven eligible hospitals were identified (9 from DC, 10 from Maryland, and 8 from Virginia). These hospitals were stratified by area (DC, Maryland, and Virginia) and by size (large, intermediate, small) based on estimated number of births. The purpose of this stratification was to provide control of the sample and ensure that (a) the distribution of sampled hospitals by area was similar to the distribution of hospitals within the population by area, and (b) the proportion of sampled hospitals with few versus many births was similar to the population proportions by area.

Early in the planning process, research staff met with the DC Commissioner of Health and various other DC staff to introduce the study. There was interest on the part of the DC government to provide separate estimates of the extent of drug use among DC resident women and to incorporate part of the "DC Initiative" into the study. The DC Initiative is a joint effort by the Office of the Assistant Secretary for Health (OASH), the U.S. Department of Health and Human Services (DHHS), and the DC Commission of Public Health to address DC's unusually high infant mortality rate and problems associated with infant drug exposure. This necessitated including all nine DC hospitals in the sample. In addition, five hospitals were selected from the Maryland portion of the MSA and five from the Virginia portion of the MSA. The largest hospital in each size stratum was selected with certainty, and two hospitals were selected randomly with equal probability and without replacement from the intermediate and small strata. Thus, a total of 19 hospitals were selected for participation in the study. The projected sample allocation for the 19 selected hospitals is shown in Table B.1.

**Table B.1 Number of Sampled Hospitals, Number of Days of Interviewing, and Expected Number of Completed Interviews, by Area and Mother's Residency Status**

Area	No. of Sampled Hospitals <sup>a</sup>	Mother's Residency	No. of Days of Interviewing	Expected No. of Completed Interviews
DC	9	DC	90	760
DC	5	Non-DC	90	105
Maryland	5	DC & Non-DC	10	202
Virginia	5	DC & Non-DC	10	215
<b>Total</b>	<b>19</b>	<b>-</b>	<b>-</b>	<b>1,282</b>

<sup>a</sup>Only nine nonmilitary hospitals with obstetrics units are in DC, and they serve both DC residents and nonresidents.

Source: 1992 NIDA DC\*MADS Drug Use and Pregnancy Study.

As shown, 90 days of data collection were expected at the DC hospitals to achieve the sample sizes needed to produce separate DC-resident estimates, while only 10 days of interviewing were needed at the Maryland and Virginia hospitals. A very small clustering effect due to sampling births on consecutive days was incorporated into the estimated sample sizes. For example, elective caesarean-section deliveries are typically performed on weekdays for the convenience of the physician. Therefore, more births are likely to occur during weekdays, causing a slight clustering effect. More mothers of high-risk infants were expected to be included in this subgroup of deliveries, but it was not known whether this procedure was related to drug use among these pregnant women.

Assuming an intracluster correlation of 0.10 and a cluster size of six births per day per hospital, the sampling design provides a design effect of 1.5. With this design effect, 600 observations from sampled mothers were needed to estimate a prevalence rate of 1% with an RSE of 50%. The number of sampled births was adjusted to allow for nonresponse from the mothers.

The figures shown in Table B.1 were estimated under the assumption that all 19 selected hospitals would participate in the study. Realistically, however, it was likely that some of the hospitals would refuse to participate in the study, so plans were made to compensate for hospital nonresponse. If a DC hospital refused to participate, the data collection period would be extended beyond 90 days within the remaining hospitals. Maryland and Virginia hospitals that refused to participate would be replaced by other hospitals from the same strata. As discussed in the next section, however, significant nonresponse among hospitals in Maryland and Virginia resulted in a redesign of the sample.

The second stage of sampling involved selecting mothers for interviewing from within the selected hospitals. The sampling frame for the second-stage units was the combination of delivery room logs for each of 10 designated days within a selected hospital. To describe the characteristics of drug-using women, it was necessary to select a larger proportion of women at higher risk of being drug users. Research studies have indicated that drug users tend to have an increased incidence of low birthweight infants and premature labor. Therefore, to maximize the number of interviews with drug-using mothers, the second stage of sampling oversampled "high-risk" births based on infant birth weight and gestational age, as well as on any other indication (noted on the delivery log) that a woman might be a drug user. The initial plan was to have the interviewers use the delivery logs to list all women giving birth to live infants during the sampling period, including these data items for each woman:

- infant's birthweight,
- infant's gestational age, and
- admitted drug use by mother.

The women would then be classified into two domains based on these data. The "high-risk" domain would include women who admitted to drug use prior to delivery, or whose baby had a birthweight of less than 5.5 pounds (i.e., 2,500 grams) or a gestational age of less than 37 weeks. The "low-risk" domain would include all other women. Women in the high-risk domain were to be sampled at a higher rate than the women in the low-risk domain to ensure an adequate number of potential drug-using women for analysis.

## **B.2.2 Hospital Approval Process**

Gaining the cooperation of selected hospitals proved to be a time-consuming, difficult, and not completely successful process. Many individuals and groups were briefed concerning the purpose and scope of the study, both within the selected hospitals and among local public health officials and researchers.

A Special Advisory Group for the Drug Use and Pregnancy Study was formed to advise research staff on study design and implementation issues and to lend their support to the study. The group members included administrators, physicians, and nurses from local hospitals, as well as public health professionals involved in prenatal and drug abuse research. The group provided useful suggestions regarding validation of self-reports of drug use and insights into interviewing techniques that might be most effective with this population. Some group members also reviewed the draft questionnaire and suggested ways to shorten or simplify it.

Research staff met with a number of officials to seek their support for conducting the study. These included the DC Commissioner of Public Health, the DC Metropolitan Area Council of Governments (COG), the COG Health Officers Committee, the DC Hospital Association, the National Capital Area Hospital Council Medical Records Committee, the March of Dimes, the Virginia Hospital Association, the Maryland Hospital Association, the DC Nurses' Association, Medical Society of DC, DC Zero to Three Project, Virginia Healthy Mothers/Healthy Babies, and the American College of Obstetrics and Gynecology. The DC Hospital Association requested that the study be coordinated carefully with ongoing or planned studies in DC to avoid overburdening local hospitals or patients. In response to this concern, a joint sampling plan was developed for this study and for PRAMS (Pregnancy Risk Assessment and Monitoring System), another study (sponsored by the Centers for Disease Control and Prevention [CDC]) involving interviews with women giving birth in the DC hospitals during the same time period.

A detailed hospital protocol was developed by research staff to facilitate discussions with hospitals. At each hospital, meetings were requested with key administrators, clinicians, and researchers. It was necessary to gain the support and cooperation of these individuals before beginning the approval process with each hospital's Institutional Review Board (IRB). During meetings at the first few hospitals, numerous concerns were raised by the hospital representatives, including that

- too much was being asked of the women,
- permission would be required of the physician to interview his/her patient,
- private patients should not be included in the study,
- the interviews should be conducted in a private setting to ensure the confidentiality of the women's responses to drug use questions,
- the women may not respond truthfully to the drug use questions,
- women may not consent to the release of their hospital records for abstraction,



- the urine testing protocol would impose too much burden on the nursing staff obtaining specimens and labeling vials and forms,
- the hospital IRB would not allow the payment of incentives to patients,
- the hospitals themselves may require an incentive to participate,
- the hospital IRB would not allow anonymous urine testing,
- hospital investigators should be listed on publications and have access to the study data,
- "our patients don't use drugs," and
- the study could have misleading results if black women participated at higher rates than white women.

Many key individuals questioned the proposed study methods and the validity of the results that would be produced. Their concerns threatened the participation of the hospitals, and intensive efforts were made to respond to these barriers. Some individuals who had expressed concerns were added to the Special Advisory Group, and the pilot questionnaire was reformatted to include a self-administered section for the drug use questions. Despite these efforts, reactions to the study by hospital staff continued to range from "favorable" to "not interested."

As part of the approval process, research staff submitted applications to each hospital's IRB for study approval. The IRB process varied from hospital to hospital. In some hospitals, relevant departments had to agree to the study protocol before the IRB committee would act formally on an application. In other hospitals, the committee took action before department-level negotiations. In most hospitals, a hospital principal investigator (usually a medical doctor) had to be identified to sponsor the study for the IRB application. This step required extensive effort by the research staff, but identification of a sponsor still did not guarantee approval by the hospital IRB.

After 3 months of hospital recruitment, five of the selected suburban hospitals had given an initial refusal to participate, and two others indicated that they would participate only with restrictions or additional hospital incentives. Despite these setbacks, discussions continued. Several local health officials agreed to contact the hospitals personally to explain the study further, discuss the hospitals' concerns, and encourage their support. After an additional month of negotiations, it became clear that it would be very difficult to obtain cooperation from an adequate sample of suburban hospitals even though a few suburban hospitals agreed to participate. Consequently, the decision was made to reduce the scope of the study from the entire DC MSA to DC alone. Efforts to recruit the Maryland and Virginia hospitals were suspended, and these hospitals were notified that the study had been restricted to DC.

Recruiting efforts were then concentrated on the DC hospitals. Despite support and encouragement from a variety of organizations and individuals (e.g., the DC\* MADS Advisory Group, the DC Hospital Association, the DC Commissioner of Health), an intense recruitment effort was needed to obtain agreement from the hospitals to participate. A series of meetings were held at each of the hospitals with administrators, obstetrics doctors, nurses, and the IRBs

in which the study was explained, their endorsement and support were requested, and efforts were made to address any concerns. All of these groups were important to the success of the effort, and in general all had to be supportive before permission was given for hospital participation. The need to gain support of multiple groups at each hospital was a particularly challenging part of the recruitment process because it required a substantial investment of resources in the form of meetings and contacts at each hospital to address all of the concerns.

An important part of the approval process for the IRBs included finding supportive physicians who would serve as sponsors and be advocates for the study in the hospitals. Generally, the hospital IRBs would not process an application to conduct a study unless a physician who was practicing at the hospital was listed as the principal investigator. The approval process of the IRBs tended to extend the period for getting permission to proceed because, in general, they met only once each month to review applications and some of them raised issues that had to be addressed by revising and resubmitting the application.

The pace of the recruitment and negotiation process varied among the hospitals and resulted in staggered starting dates for data collection. In some situations, the data collection protocol had to be adapted to meet special requirements of the hospitals. For example, some hospitals were unwilling to allow interviewers access to the birth log for sampling purposes, so a procedure was arranged whereby nurses transcribed information from the log onto a form that the interviewers could use. One hospital required nurses, rather than interviewers, to make the initial contact with new mothers and ask their permission to take part in the study.

Overall, the major problems encountered in obtaining hospital cooperation were

- identifying a sponsor willing to be designated as the hospital investigator,
- obtaining support from all four groups at the hospitals (administration, doctors, nurses, IRB),
- gaining access to the chairs of obstetrics and other key players, and
- managing internal conflicts between medical and nursing interests.

The most frequent objections raised about the study's design or data collection components centered on informed consent issues, the planned anonymous urine testing, and convincing the hospitals of the importance of the study and that they would benefit from the findings. Research staff were reminded on numerous occasions that the informed consent forms would have to be tailored for each hospital, and that policies at some of the hospitals prohibited testing of urine without the consent of the patient. Many hospital representatives felt that the urine testing component imposed undue burden on the nursing staff, particularly in those hospitals where admission urines were not routinely collected. Some administrators voiced concerns about possible liabilities to the hospital if women were identified as drug users and their babies were affected.

In response to these concerns, the urine testing protocol was modified to decrease the burden on hospital staff, and plans were made to provide a gift to the DC hospitals for participating in the study. Incentives offered to participating hospitals included a videocassette recorder (VCR), rocking chairs, or a facsimile (fax) machine depending on the preference of hospital staff. After intensive negotiations, eight of the nine DC hospitals agreed to participate

in all aspects of the study. The ninth hospital declined to participate in the interviewing and abstraction activities, but agreed to take part in the anonymous urine testing component.

### **B.2.3 Revised Design**

The refusal of a number of suburban hospitals to participate in the study led to a redefinition of the target population for the study. Initially, the target population was changed from all women giving birth in hospitals throughout the DC MSA to all women giving birth in hospitals in DC itself, and the sample design was modified to focus on prenatal drug use by women delivering liveborn infants in DC. The target population examined in the technical report was further changed to DC-resident women delivering livebirths in DC hospitals because in two hospitals serving substantial numbers of nonresident patients, physicians with private patients were unwilling to allow them to be included in the study. Consequently, data were not representative of nonresident mothers, and nonresident data from all hospitals were excluded from the analyses published in the technical report.

In the revised design, all nine nonmilitary, DC hospitals providing obstetric services were selected with certainty into the revised sample. Eight agreed to participate in the interviewing and abstraction components of the study, and all nine agreed to participate in the urine collection component of the study.

**Sampling for Interviewing and Record Abstraction.** Women who delivered livebirths in the participating hospitals were selected for interviewing and record abstraction. Selection was based on the mother's residence (DC or non-DC) and the infant's risk status (high or low). Women giving birth to infants with one or both of the following high-risk factors (based on information recorded on the hospital delivery room logs) were oversampled to maximize the number of drug-using women included in the sample:

- birthweight of less than 2,500 grams (5.5 pounds), and/or
- gestational age of fewer than 37 weeks.

Mothers whose infants had either of these factors were included in the high-risk domain. The low-risk domain included all other mothers. The study was designed to provide separate prevalence estimates for DC-resident women and for all women delivering livebirths (i.e., residents and nonresidents) in DC hospitals. As a result, selection of mothers for interviewing was also based on the mother's current residency status (DC resident or nonresident). Residence was determined from the delivery log or hospital administrative records.

Sample sizes for each risk-residence domain were determined such that the following analytic goals could be achieved:

- estimate a 1% prevalence of drug use among all women giving birth in DC hospitals with an RSE of no more than 50%,
- estimate a 1% prevalence of drug use among DC-resident women giving birth in DC hospitals with an RSE of no more than 50%, and
- detect for DC-resident women at 80% power and a 5% significance level

- a threefold relative risk of cocaine use for those giving birth to an infant of very low birthweight compared with those giving birth to an infant of normal birthweight, and
- a twofold relative risk of cocaine use for those giving birth to an infant of intermediate low birthweight compared with those giving birth to an infant of normal birthweight.

The rates for sampling mothers within each risk-residence domain to achieve these goals are shown in Table B.2. For example, 100% of DC women delivering high-risk infants would be selected into the sample, while only 10.8% of nonresident women delivering low-risk births would be selected. The sampling weights are also shown for each domain. These were calculated as the inverse of the corresponding sampling rate (i.e., 1/sampling rate). The sampling rates and expected numbers of births at the study hospitals were multiplied to obtain the projected number of sample births for each hospital.

**Table B.2 Sampling Rates and Sampling Weights, by Infant Risk Status**

Mother's Residence	Infant Risk Status	Sampling Rate	Sampling Weight
DC resident	High	1.000	1.000
DC resident	Low	0.270	3.704
Nonresident	High	0.250	4.000
Nonresident	Low	0.108	9.259

Source: 1992 NIDA DC\*MADS Drug Use and Pregnancy Study.

The numbers of expected sampled births and of completed interviews, assuming a 75% response rate among mothers, are shown in Table B.3. A total of 996 completed interviews was expected from the study. The 320 high-risk DC-resident interviews were expected to include a sufficient number of mothers of intermediate low birthweight infants and very low birthweight infants to examine the relationship between drug use and birthweight categories.

**Table B.3 Expected Numbers of Sampled Births and Completed Interviews from DC Hospitals**

Mother's Residence	Infant Risk Status	Expected Number of	
		Sampled Births	Completed Interviews <sup>a</sup>
DC resident	High	427	320
DC resident	Low	587	440
Nonresident	High	67	50
Nonresident	Low	248	186
Total	--	--	996

<sup>a</sup>Assume a 75% response rate among the sampled births.

Source: 1992 NIDA DC\*MADS Drug Use and Pregnancy Study.

The data collection period at each hospital needed to complete the required number of interviews was approximately 6 months, although it was extended at some hospitals to ensure an adequate number of interviews with women of high-risk infants. In most hospitals, however, interviews were actually conducted on only 90 days. The 6-month data collection period was necessary to coordinate with another study (PRAMS) that was scheduled to interview women giving birth at DC hospitals during the same time period. Coordination between the Drug Use and Pregnancy Study and PRAMS such that only one study conducted interviews on a given day ensured that no woman appeared in the samples for both studies.

The feasibility of combining the PRAMS and Drug Use and Pregnancy Study instruments was examined in an attempt to reduce the burden on hospitals and respondents. The PRAMS questionnaire was designed to monitor a wide array of risk factors associated with negative birth outcomes, while the Drug Use and Pregnancy Study focused specifically on the prevalence and consequences of prenatal drug use. Although several topics were covered in both studies (previous pregnancies, prenatal care, feelings about pregnancy, problems during pregnancy, use of tobacco and alcohol, and demographic characteristics), the actual questions and amount of detail varied for these topics. In addition, there were topics that were of interest for only one of the studies. At least half of the items necessary for the Drug Use and Pregnancy Study were not included in the PRAMS questionnaire, and more than half of the items necessary for PRAMS were not covered in the Drug Use and Pregnancy Study questionnaire. Because their objectives and sampling designs were so different, it was decided that the Drug Use and Pregnancy Study and PRAMS could not be combined without compromising either or both studies. Therefore, the option of coordinating sampling periods at the study hospitals was chosen. The sampling statisticians for the two studies worked together on a joint sampling plan that assigned specific days of the month to each study to ensure that women were selected to take part in only one of the two studies. At the time this documentation was prepared, no findings were available from PRAMS to contrast with those of the present study.

#### **B.2.4 Response Rates and Final Sample**

The final hospital sample for the Drug Use and Pregnancy Study included all nine nonmilitary hospitals in DC at which infants were delivered. Eight of the nine hospitals agreed to participate in all aspects of the study. A total of 1,020 women were interviewed for the Drug Use and Pregnancy Study, including 766 DC residents and 254 nonresidents. These yields exceeded the targets of 760 interviews with DC residents and 236 interviews with nonresidents (see Table B.3). Abstraction data were obtained from 695 women (527 DC residents and 168 nonresidents) and 709 of their infants, including twins (533 DC residents and 176 nonresidents).

Participation rates for the interview and abstraction components of the study were quite high. The overall interview response rate for DC resident women was 86.7%. The response rates were somewhat higher for women of low risk infants (87.6%) than for women of high-risk infants (85.6%). Similarly, the overall completion rate for medical records abstraction was 68.8%, but was somewhat higher for mothers of low-risk infants (70.5%) than for mothers of high-risk infants (66.3%). The abstraction response rate followed the same pattern as the completion rate, but with somewhat lower values: 59.7% overall, 61.7% for mothers of low-risk infants, and 56.8% for mothers of high-risk infants.

## **B.2.5 Evaluation of Hospital Sampling**

The initial sampling plan for selecting hospitals, although sound from a statistical standpoint, was impractical from a field perspective. Gaining hospital cooperation proved to be an extremely labor-intensive process, requiring numerous telephone and in-person contacts, departmental meetings at the hospitals, and preparation of specialized materials for IRB review at each hospital. The lack of a clear incentive for either the hospital or its designated principal investigator to participate in the study was a definite barrier. Overcoming this barrier and addressing concerns about the study's methods and results was an intensive activity for the research staff. Selection of 19 hospitals into the sample meant that this process had to be repeated many times. Future studies should consider sampling designs that involve fewer hospitals, and more patients per hospital as a strategy to conserve resources.

## **B.3 Data Collection Instruments**

### **B.3.1 Overview of Instruments**

Several data collection instruments were developed for the study. A questionnaire designed to collect self-reported information about drug use and pregnancy was developed for in-person interviews with women shortly after they gave birth. Medical records abstraction forms were developed to record information about maternal and infant complications from the hospital records of the mothers and their newborn infants. These instruments are reproduced in Appendix D.

### **B.3.2 Development of the Questionnaire**

The Drug Use and Pregnancy Study questionnaire was designed to be consistent with other DC\*MADS instruments to allow for comparability of data. Other instruments reviewed during the development of the questionnaire included those used in NIDA's National Pregnancy and Health Survey, the 1990 National Maternal and Infant Health Survey, and CDC's PRAMS. The DC\*MADS Drug Use and Pregnancy Study questionnaire addressed a number of issues, including

- previous reproductive events;
- health problems during pregnancy;
- prenatal care;
- drug use during lifetime, past year, pregnancy, past month; and
- history of mental and physical health.

Questions on drug use prevalence and consequences were designed to be comparable with those used for the other DC\*MADS studies. Reproductive questions were modeled after those used in the National Pregnancy and Health Survey. Like the latter questionnaire, the drug use items in the Drug Use and Pregnancy Study questionnaire were self-administered, while the less sensitive items were interviewer-administered.

### **B.3.3 Development of the Medical Records Abstraction Forms**

The medical records abstraction forms were designed to capture standard information regarding health history from the hospital records of the mothers and infants. This information included

- history of chronic diseases,
- complications during pregnancy or delivery,
- reproductive history,
- prenatal care, and
- evidence of drug use from toxicology results noted in the chart.

The primary purpose of the medical records information was to document infant and maternal complications that might be related to drug use during pregnancy. The abstract form was modeled after a similar form developed for NIDA's National Pregnancy and Health Survey.

### **B.3.4 Pilot Testing, Refinement, and Translation**

**Interviewing Pilot Test.** The questionnaire was refined in a series of stages that included a review by experts, an informal pretest, and a formal pilot test. The instrument was reviewed by various experts on drug abuse, by members of the study's Special Advisory Group, and by selected members of the DC Metropolitan Area COG. In addition, project staff conducted an informal pretest with eight obstetrics/gynecology clinic patients to test the approximate length and understandability of the questionnaire. Results of the pretest showed that the items were generally understandable, but the questionnaire was overly long (e.g., interviews lasted up to 65 minutes). Consequently, the questionnaire was shortened prior to conducting a more rigorous pilot test.

A formal pilot test of the interviewing procedures planned for the DC\*MADS Drug Use and Pregnancy Study was conducted in December 1991 in three DC study hospitals. Two interviewers with prior DC\*MADS interviewing experience conducted the pilot test. A total of 29 interviews were completed during pilot test. The objectives of the pilot were to test the study procedures, length and clarity of the questionnaire, and interactions between data collectors and hospital nursing staff. The pilot test revealed that the procedures appeared to run smoothly, the interview was a reasonable length (30 minutes) and the nurses were extremely supportive of the study. It was also clear that the assistance of nurses was vital to its successful implementation, particularly in gaining access to required sampling information. Women approached during the pilot test agreed to participate without much persuasion. Gaining release of medical records was not a problem in the pilot test, and the \$5 incentive proved helpful in obtaining cooperation for this component.

The most serious problem encountered for interviewing during the pilot test was that of discharges prior to contact. Many women selected for interviewing were discharged before an interviewer could contact them, sometimes as soon as 6 hours after an uncomplicated delivery.

The pilot test reinforced the necessity for greater flexibility in determining appropriate interviewing hours, as well as the need for interviewers to be adaptable and able to assess problems and seek solutions quickly.

The results of the pilot test were discussed with the interviewers and with supervisory nurses at the pilot hospitals. The questionnaire and data collection procedures were modified based on the pilot experience as follows:

- The sampling period was redefined to allow the use of random start and end times.
- Hospitals were asked to allow interviewers to contact women as soon after birth as the charge nurses felt the patients could be interviewed.
- The questionnaire was changed to clarify instructions to the interviewer and to reorder and clarify items related to previous pregnancy outcomes.

Following the pilot test, all interview materials and consent forms were translated in to Spanish for use in the main study. A commercial translation service that performed similar translations for other DC\*MADS questionnaires did the initial translation. The Spanish translation was subjected to an in-house review by a Spanish-speaking professional and was found to be comparable with the English version. A Spanish-language version of the study brochure was also developed to explain the study aims to Spanish-speaking women. A formal pilot test of the Spanish version was not conducted, but all changes made to the English version as a result of the pilot test were also reflected in the final Spanish version of the questionnaire. During the course of the study, it was necessary to use the Spanish version with 35 respondents (27 DC residents, 5 non-DC residents). The translation is available and may be useful to other researchers.

**Medical Records Abstraction Pilot Test.** A pilot test of the medical abstraction component of the study was conducted in May 1992 in three DC study hospitals. The objectives of the pilot test were to determine the extent to which the desired information was available on the hospital charts of the mothers and infants and to test the adequacy of the abstraction forms and instructions. Twenty cases were completed by two experienced abstractors during the pilot test.

Hospital cooperation during the pilot test was very good. The charts requested by the abstractors were pulled and waiting for the abstractors at the prearranged time, and adequate work space was provided for the abstractors to review the charts. All 20 of the requested charts were located.

The most significant problem identified during the pilot test was that the average abstraction time was 1.25 hours per case. The abstraction forms were modified prior to their use in the main study to decrease the number and complexity of the data items. Items that were considered nonessential or were duplicated on the questionnaire were dropped from the forms. In addition, the abstraction procedures were modified to specify parts of the chart to seek specific items, such as whether the woman was referred for substance abuse, instead of requiring the abstractor to review the entire chart.

Another problem identified during the abstraction pilot test involved locating infant charts. The procedures were for the interviewers to record the mother's and the infant's medical records numbers on the release form signed by the mother, which would then be forwarded to the abstractors so they could access the medical records of the mother and infant. The problem that occurred was that the infant's number was not always available to interviewers. In these cases, interviewers recorded the infant's date of birth on the release



form. The abstractors found that, although having the infant's chart member facilitated locating the infant's chart, it was also possible to access the infant's chart using the date of birth. This was possible because the medical records staff allowed the abstractors to use their computerized data system to match the date of birth with the corresponding chart number. As was true for the interviewing component, the pilot experience reinforced that cooperation from hospital staff would be critical to the success of the study.

### **B.3.5 Evaluation of Data Collection Forms**

Overall, the final data collection forms developed for the study worked as intended. More problems resulted from the questionnaire and urine collection forms than from the medical records abstraction forms.

Questionnaire items with significant inconsistencies included those related to previous pregnancies and the self-administered drug use questions. The number of pregnancies reported did not always match the number of pregnancy outcomes reported (e.g., livebirths, stillbirths, spontaneous abortions). These questions were administered by the interviewer, so it is not known whether the errors resulted from inaccurate reporting by the respondent or inaccurate recording by the interviewer. As might be expected, missing data and numerous inconsistencies were seen on the answer sheets on which respondents recorded their answers to the drug use items. These questions were designed without skip patterns (e.g., the respondent was instructed to answer all questions). Nevertheless, many respondents skipped over "not applicable" questions. For example, if a woman marked "never used cocaine in my life" to the first question on the cocaine answer sheet, she often did not answer the rest of the cocaine questions. This was not a problem analytically because the woman could be classified as a nonuser of cocaine for all time periods (lifetime, past year, pregnancy, past month). In other cases, respondents left entire answer sheets blank. This did present a problem during analysis because these women could not be classified as either users or nonusers of the drug asked about on that answer sheet. These situations suggest that it may be useful to reevaluate this format of the self-administered questions for future studies.

There were few problems with the medical records abstraction forms, mainly because they were standardized forms that were completed in a controlled environment. However, it may be possible to streamline the forms further for future studies as a way to decrease data collection costs.

## **B.4 Data Collection Procedures**

### **B.4.1 Overview of Data Collection Components**

Data collection for the Drug Use and Pregnancy Study had three separate components: the in-person interview, abstraction of medical records for women who agreed to release them, and anonymous urine specimen collection from an independent group of women admitted for delivery (and abortion) at the study hospitals. The training for interviewers and abstractors and the data collection procedures used for the main study are described in the following sections.

### **B.4.2 Recruitment and Training of Data Collection Staff**

As with the other DC\*MADS studies, the Drug Use and Pregnancy Study required data collectors with special skills and experience. These included prior experience working with or

interviewing pregnant women or new mothers, working in a hospital or health clinic, or prior experience with at-risk populations. Twelve women were hired as interviewers for the study, drawn from a pool of data collectors from previous DC\*MADS studies and referrals from contacts at participating hospitals. The interviewing staff included two registered nurses, four family counselors, three hospital administrative staff workers, and three operators of homeless family shelters.

Interviewers participated in a 2-day training session in April 1992. Prior to the training session, the trainees were required to review a field interviewer manual that described all the procedures and forms to be used for the interviews. This manual also formed the basis of the training program. It contained detailed information about the study design and objectives and each of the tasks for which an interviewer was responsible. Staff were trained in sampling procedures and administration of the interview through lecture, demonstration, and practice sessions. The training session also acted as a forum for discussing issues related to sensitivity to new mothers, questions on drug use, and operating in a hospital environment. Each member of the interviewing staff was able to share her own perspective on these issues so that the group members learned from each other, as well as from the training staff.

Recruitment efforts for medical records abstracters focused on identifying individuals with medical backgrounds (e.g., medical records or nursing), previous abstracting experience, or former field staff of the study's research team. Project staff used staff lists from other DC\*MADS studies and the National Pregnancy and Health Survey as a starting point for recruitment.

Record abstracters also participated in a 2-day training session in October 1992. Trainees received instruction on the study's purpose and rationale, how to request medical records at the various hospitals, how to verify that the correct record was pulled, general abstraction techniques and standard medical and obstetrics terminology, confidentiality procedures, and item-by-item specifications for completing the mother and infant abstraction forms. Sample records (with identifying information removed) were obtained from two hospitals and used during training.

#### **B.4.3 Interviewing Procedures**

The interviewers conducted all sampling and interviewing activities at the eight participating DC hospitals. Each interviewer was responsible for the following tasks:

- establishing contact with and orienting the hospital floor's liaison and staff;
- using the delivery log and other sources of documentation to identify a daily sample of eligible women, as designated by the sampling protocol;
- selecting women for interview by following the steps outlined on the selection form;
- preparing all survey forms required to conduct interviews and making arrangements to contact selected mothers;
- approaching selected mothers, explaining the study, and asking for their participation;

- presenting all information contained in the informed consent form and completing interviewer-witnessed informed consent for consenting women;
- protecting the confidentiality of selected respondents and the survey data at all times;
- conducting interviews with the women in private;
- sealing the completed questionnaire and answer sheets in a mailing envelope in the presence of the respondent for mailing to the research office;
- giving each respondent a baby gift (either a layette or a towel set, with a monetary value of approximately \$10) at the conclusion of an interview;
- obtaining a signed release form and paying a \$5 incentive for release of medical records for the medical record abstraction component of study;
- coordinating with the next interviewer assigned to the hospital regarding outstanding appointments, inventory of supplies and gifts, changes of schedule, and any problems; and
- reporting results to a supervisor on a weekly basis and communicating as needed to report problems with sampling, selection, or interviewing.

Sampling frames were prepared for each sampled day using an algorithm, unique to each hospital, based on birthrates, residency, and birth risk status. On the specified, randomly chosen days, the interviewers either called or visited the hospitals to determine whether any livebirths occurred on the previous day. All women who had given birth to a live infant within the preceding 24-hour period were included in the sampling frame for that day. For each livebirth, the interviewer determined the risk status of the infant and the residency of the mother. Using information from the delivery log and hospital administrative records, the interviewer then randomly selected women from each daily sampling frame for an interview.

Before approaching potential participants, the interviewers verified with the charge nurse or physician that the women were medically able to be interviewed. The length of time between delivery and first interviewer contact varied by hospital and by the length of the woman's postpartum hospital stay. Because the information collected during the interview was very sensitive, the importance of maintaining complete confidentiality was emphasized with the interviewers. No identifying information about the respondent appeared anywhere on the questionnaire. As a further protection, the interviewer instead of the respondent signed the consent form for women who agreed to participate in the study.

The setting for the in-person interview was made as private as possible. Ideally, it was held in the patient's room with only the patient and the interviewer present. However, this was not always possible because many patients did not have a private room and had a roommate or other visitors present. To address this problem, the interview was conducted using a mixed mode of administration. The majority of the survey questions, including those related to demographics, household characteristics, prenatal care, prior reproductive history, medical conditions, and psychological problems, were asked by the interviewer. The interviewer recorded the respondent's answers to these questions in the interview booklet. The questions

concerning the use of illicit drugs, alcohol, and tobacco were self-administered to further ensure respondent confidentiality and promote truthful responses. The interviewer offered to read the drug use questions to the respondent, but in all cases, the respondent recorded her own responses to these questions on separate answer sheets. At the conclusion of the interview, the respondent sealed her answer sheets in an envelope. The interviewer then sealed this envelope, along with the remainder of the questionnaire, in a second envelope that was mailed directly to the field office for further processing. Respondents were given a gift (either a layette or a towel set, with a monetary value of approximately \$10) to show appreciation for their participation. The interview time varied from 30 to 40 minutes. Field data collection was monitored by project staff.

Because hospital requirements varied somewhat, interviewing procedures varied accordingly. For example, one hospital required nurses to make the initial contact with selected women to inform them about the study and get preliminary consent. In the other hospitals, the interviewer was allowed to approach the women directly. At some hospitals, interviewers were not allowed access to the delivery log, so nurses gathered the necessary sampling information on a separate form and provided this form to the interviewer. The effect of these differences in procedures is not known but is thought to be minimal.

Days of the month for interviewing were shared to allow both the Drug Use and Pregnancy Study and PRAMS to run simultaneously in the same hospitals. Compliance with the interviewing schedule and sample yields by hospitals were monitored continually throughout the field period so that adjustments could be made to produce the targeted number of completed interviews. Interviewers reported in person to the field staff once each week to deliver time sheets and progress reports and to pick up needed supplies. Field staff also visited hospitals routinely throughout the field period to monitor the data collection effort and communicate with nursing staff. Frequent interactions with the nursing staff were maintained to ensure a high level of cooperation from them because their support was critical to the study's success.

#### **B.4.4 Medical Records Abstraction Procedures**

The second data collection component for the study was abstraction of maternal and infant medical records to document adverse medical outcomes. The same eight DC hospitals that participated in the interviewing component of the study agreed to the records abstraction component as well. The ninth hospital declined both the interviewing and abstraction components.

At the conclusion of the personal interview, each woman was asked to give her permission for research staff to access her medical record and that of her infant. Women who signed the medical records release form were given an additional \$5 incentive for their cooperation in this component of the study. The interviewer assured respondents that all information obtained from the medical records would be used only for research purposes and that participants would never be individually identified.

The abstractors worked directly with staff at the medical records departments of the hospitals to obtain access to the needed charts. The abstractors were required to submit signed release forms for a study respondent before gaining access to that woman's chart (and the chart of her infant). Abstractors were instructed to request that the staff pull only as many charts as they expected to be able to complete during their work shift. Before beginning abstraction of a record, the abstractor verified that the record was for the correct respondent

by checking the medical records number, the patient's name, and the date of delivery (or date of birth for the infant). It was also critical that the abstractor ensure that the correct infant's chart had been pulled before beginning abstraction of that form. The abstractors sent completed abstraction forms to the field office for editing and processing.

#### **B.4.5 Maintaining Confidentiality**

Given the sensitive nature of many of the survey questions and the high level of concern expressed by the hospital IRBs, maintaining confidentiality was of utmost importance. Respondents were assured that their answers were strictly confidential, and all interviews were conducted in a private setting.

The following safeguards for protecting confidentiality were followed for the Drug Use and Pregnancy study and were common to all DC\*MADS studies:

- **Privacy Act Protection.** The Privacy Act precludes release of personal identifiers that are used to index data records without the explicit permission of a respondent. Furthermore, personal identifying information was kept separate from data records and maintained in a locked file. After the data were coded, entered, and cleaned for this study, personal identifier data were destroyed.
- **Certificate of Confidentiality.** DC\*MADS was authorized by a Federal Certificate of Confidentiality to protect the identity of research subjects by withholding the names and other identifying information of those subjects from all persons not directly connected with the conduct of the research and from courts of law.
- **IRB Review.** Research activities for DC\*MADS are monitored by the contractor's IRB to ensure that project staff follow guidelines from the Office for Protection from Research Risks of the National Institutes of Health. For the Drug Use and Pregnancy Study, the project also had to be approved by the IRB for each participating hospital in order to satisfy their concerns regarding patient and hospital confidentiality.
- **Data Reported in Summary Form.** Survey results were compiled and reported in aggregate form, such that individual respondents could not be identified.

All of these safeguards were discussed with each respondent as part of the informed consent process before an interview was conducted. Interviewers were required to read the information on the consent form verbatim to the respondents and were responsible for ensuring that each respondent understood the voluntary nature of participation in the study. Each interviewer was required to sign the consent form after reading it to the respondent to indicate that she had effectively conveyed these rights and protections to the respondent.

#### **B.4.6 Evaluation of Data Collection Procedures**

The procedures used for the interviewing and medical record components were highly successful. The following observations are offered as an assessment of both the strengths and limitations of the data collection procedures.

- Interviewing success depended on having interviewers with the right blend of relevant experience and the capability to follow detailed procedures. Interviewing in

a hospital environment required a great deal of flexibility and sensitivity on the part of the data collectors and field staff.

- Training for interviewers emphasized the importance of establishing rapport with respondents and hospital staff and techniques of questionnaire administration.
- Access to delivery logs by the interviewers to prepare daily sampling sheets was often delayed because the logs were in use by hospital staff.
- Sampling procedures at each hospital required careful monitoring and regular adjustments to establish selection rates that were both manageable for interviewers and cost-effective. If not enough women were selected, it would be necessary to extend the field period and add unnecessary costs to the study. If too many women were selected, it would not be possible for interviewers to contact and interview them in the allotted daily schedule. Distributing the new sampling information to the interviewers in the field was very time-consuming.
- Scheduling had to be fine-tuned to accommodate the schedules at each hospital. It was important to make adjustments in order to compensate for the quick discharge that occurred in some hospitals, a problem that had surfaced during the pilot study. Once a woman was discharged, the chances of completing an interview with her declined, particularly among mothers of high-risk infants.
- Cooperation among mothers was very high, with the baby gift providing an appropriate incentive. The rate of release of medical records was somewhat higher than expected.
- In the hospital that required nurses to make the initial contact with selected women, procedures were less efficient and it took longer to complete each case.

## **B.5 Weighting and Analysis Approach**

### **B.5.1 Overview of Analysis Approach**

This section describes how the sampling and analysis weights were constructed for DC-resident women. It discusses the implications of conducting weighted analysis through SUDAAN (or SURvey DATA ANalysis software) and the low precision rule for prevalence estimates. It concludes with an evaluation of weighting and analysis procedures.

### **B.5.2 Analysis Weights and Nonresponse Adjustments for Questionnaire Data**

The population of inference for this study was DC-resident women delivering livebirths at DC hospitals during a typical 30-day period in 1992. A 30-day period (rather than some other length of time) was chosen for convenience. The actual number of days during which births were sampled and interviews were conducted with mothers ranged from 67 to 101. This number of days was needed to obtain target sample sizes for each hospital. The goal of the sampling plan was to sample a period of consecutive days at each hospital and to randomly assign data collection periods to hospitals. Unfortunately, because of practical considerations related to study logistics, neither of these goals was implemented as planned.

It was not possible to interview on consecutive days because of requirements to share days with PRAMS and because of interviewer scheduling. In addition, due to difficulties and delays in obtaining hospital approvals and considerations of the burden imposed on the hospitals by the study, data collection periods could not be randomly assigned. Further, in two hospitals, the interviewers were allowed to sample only from patients who were admitted to the hospital through the hospital clinic. To address these problems, the weighting procedures described below had the effect of standardizing the sample data so that the information could be combined across the hospitals.

The first step in constructing the final analysis weights was computing the initial sampling weights. Differing sampling rates were used across the various time intervals (days in hospitals), risk factors (low birthweight and preterm delivery), and hospitals. These sampling rates were adjusted during the data collection period to achieve target sample sizes at each hospital and for each risk level. The sampling rates reflect the fact that births had differing probabilities of selection and thus receive corresponding sampling weights.

The initial sampling weights were computed as the ratio of the number of births available for selection to the number of births actually selected for each time interval, risk factor, and hospital combination. The birth's probability of selection was the inverse of the initial sampling weight.

The initial sampling weights were represented as

$$w_{S,b} = \frac{\delta_{1,b,h,r,t} * N_{h,r,t}}{n_{h,r,t}},$$

where:

$w_{S,b}$  = initial sampling weight for birth b;

$\delta_{1,b,h,r,t}$  = 1 if birth b was at hospital h, risk level r, and time interval t; else 0;

$n_{h,r,t}$  = number of births selected within hospital h, risk level r, and time interval t; and

$N_{h,r,t}$  = number of births encountered within hospital h, risk level r, and time interval t.

The next step was to poststratify these sampling weights to estimated numbers of births by hospital and risk level for a 30-day period. This was done using the 1992 annual number of births for each hospital provided by the DC Department of Human Services, Research and Statistics Division. This adjustment corrected for differing sampling intervals and birth rates by time of year. In sampling, high risk was defined as either preterm or low birthweight or both. In poststratification, only the low birthweight annual counts were used for adjusting the high-risk weights.

The adjusted monthly weight for infants is

$$w_{B,b} = \left[ \frac{\delta_{2,b,h,r} * w_{S,b}}{\sum_b \delta_{2,b,h,r} * w_{S,b}} \right] * \left[ \frac{N_{h,r}}{12} \right],$$

where:

$w_{B,b}$  = adjusted monthly average weight for birth b;

$\delta_{2,b,h,r}$  = 1, if birth b was at hospital h and from risk level r; else 0; and

$N_{h,r}$  = annual birth count for hospital h and risk level r.

The final analysis weight for mothers was based on the adjusted monthly weight for infants. For single births, the infant and mother weights are identical. For twin births, the mother receives a weight for each birth adjusted for the possibility of being selected with either birth. The responses for a mother of twins were duplicated and were assigned to each birth for analysis.

The final analysis weight for mothers is represented as

$$w_{M,m} = \frac{\sum_b w_{B,b} * \delta_{3,m,b}}{\eta_m},$$

where:

$w_{M,m}$  = final average monthly analysis weight for mother, m;

$\delta_{3,m,b}$  = 1, if mother m delivered birth b; else 0; and

$\eta_m$  = number of births for mother m (either 1 or 2).

The nonresponse adjustment assumed that responses for mothers and their infants within a given hospital and risk level were similar to data for eligible mothers and babies for whom data were not able to be obtained. No data were available for determining whether responses varied by time of year. Not including time as a weighting class assumed that responses varied randomly across time within the reference year, 1992.

### B.5.3 Analysis Weights for Medical Records Abstraction Data

As described in Section B.2.3, medical records abstraction data were not obtained for all mothers in the study or for all of their infants. The weights for the abstraction data were adjusted, however, to be comparable with those described in Section B.5.2 for infants and mothers. More specifically, response-adjusted weights for infants were created for analyzing the abstraction data by ratio adjusting the weights for infants who had abstraction data to be



comparable with the weight sums for total births in 1992. The ratio adjustment set the sum of the weights for infants who had abstraction data equal to the sum of the poststratified weights for infants. This adjustment made sample projection estimates for responses in the abstraction data be consistent with responses to the questionnaire data.

The analysis weight for the mothers' abstraction data was created following the approach used for creating the infant abstraction weights. The sum of the abstraction weights for mothers was ratio adjusted to equal the sum of the weights for mothers with questionnaire data. These adjustments for both infants and mothers were computed within weighting classes defined by hospital and risk level.

#### **B.5.4 Weighted Analysis**

As noted by Cohen, Xanthopoulos, and Jones (1986), national surveys conducted by government organizations, industry, political organizations, and market research firms need to provide the greatest precision in estimates from sample data for fixed cost and time constraints. Consequently, many national surveys are characterized by design components that include stratification, clustering, and disproportionate sampling. Such design features complicate the data analysis while reducing the cost of data collection. Data from complex surveys of this type deviate from the assumption of simple random sampling and thus require special consideration with regard to variance estimation and analysis.

Statistical software packages are currently available that accommodate these complex survey designs and allow for the generation of variance estimates of statistics expressed in terms of means, totals, ratios, and multivariate regression coefficients. The procedures vary, however, in terms of program capabilities, computational efficiency, and user facilities. Wolter (1985) provided an overview of various computer software packages currently available and a discussion of criteria important to selecting appropriate software for various situations. Three widely used and available software packages are the SUDAAN procedures developed by staff at the Research Triangle Institute (Shah et al., 1994), the WESVAR procedure developed by Westat, Inc. (Flyer & Mohadjer, 1988), and the PC-CARP procedure developed by the Statistical Laboratory at Iowa State University (Fuller, 1986). The Drug Use and Pregnancy Study used the SUDAAN procedures to generate statistics and variance estimates in the Technical Report.

For the standard error (SE) estimates, the hospitals were treated as strata. Within the responding hospitals, the sampled births and mothers were selected without replacement and with a high sampling fraction. The sampling fraction varied by hospital (ranging from 36.2% to 84.8%) and risk level (39.4% for low risk and 96.4% for high risk) with an overall rate of 52.5%. Because inferences are made to all women giving birth in DC hospitals during all of 1992 (instead of just the women entered on the sampling frame), the SEs must account for the uncertainty in the estimates that occurred because it was not possible to randomly assign the data collection period for each hospital. This uncertainty was introduced into the SEs by treating the sampled women as though they were selected with replacement. This approach ignores the finite population correction and increases the SE by less than 10%.

#### **B.5.5 Low Precision Rule for Prevalence Estimates**

The Drug Use and Pregnancy Study was designed to accurately estimate population characteristics as small as 1%. To help policymakers, program planners, and researchers use the information in this report, sample-design-based errors have been provided the Technical

Report for every weighted estimate that is given. Because most tables also make estimates for subgroups (e.g., Hispanics, women) with smaller sample sizes, low precision estimates that may prove to be less reliable are not reported. These low precision estimates are suppressed and are indicated with an asterisk (\*) in the tables in the report. These estimates were identified as low precision using a modification of the suppression rule developed for the DC oversample of the 1990 National Household Survey on Drug Abuse (NHSDA).

In addition to suppressing low precision estimates, very small estimates that were less than 0.05% but still met the precision criterion are shown in the tables as double asterisks (\*\*). Readers should keep in mind that these estimates are not actually zero, but that they round to zero when data are reported to one decimal place only.

Historically, the NHSDA suppression rule was designed to suppress estimates with a relative standard error (RSE) greater than or equal to 50% of the prevalence estimate. This RSE is computed by dividing the SE of the estimate by the estimate. Although the 50% RSE rule has been easy to implement and is easily understood, it has been observed to have some undesirable properties for proportions. Specifically, the rule imposes a very stringent suppression requirement on small prevalence rates, but a very lax requirement on large rates. That is, small prevalence rates that are based on relatively large sample sizes are often suppressed, whereas large prevalence rates that are based on small sample sizes are not suppressed.

Starting with the DC MSA oversample of the 1990 NHSDA, a new suppression rule based on the RSE of the natural log of the estimate has been adopted to better address this limitation of the 50% RSE rule for proportions. Specifically, estimates in the NHSDA are now suppressed and shown as an asterisk (\*) in a table or figure when

$$\begin{array}{ll} \text{RSE} [-\ln(p)] > 0.175 & \text{for } p \leq 0.5, \text{ and} \\ \text{RSE} [-\ln(1-p)] > 0.175 & \text{for } p > 0.5 \end{array}$$

where  $p$  is the estimated proportion. Note that  $\text{RSE} [-\ln(p)] = \text{RSE}(p)/-\ln(p)$ . The new rule is more liberal than the old rule in allowing small prevalence rates to be published, but more stringent in preventing large prevalence rates from being published. Under the new rule, for example, it is impossible for prevalence rates of about 1% to be published unless they are based on a sample of 150 or more respondents. The old rule would have required a sample size of 400 or more respondents. A 20% prevalence rate requires a minimum sample size of 50 under the new rule, whereas it required only 16 under the old rule.

The Drug Use and Pregnancy Study used a less stringent modification of this suppression rule to identify low precision estimates. Because it is an exploratory study with a more limited sample size, the RSE of the natural log of  $p$  is compared to 0.275 rather than the 0.175 used in the NHSDA. That is, estimates are suppressed here and shown as an asterisk (\*) in a table or figure when

$$\begin{array}{ll} \text{RSE} [-\ln(p)] > 0.275 & \text{for } p \leq 0.5, \text{ and} \\ \text{RSE} [-\ln(1-p)] > 0.275 & \text{for } p > 0.5. \end{array}$$

Under this rule, prevalences of 1% require a sample size of 61, and prevalences of 20% require a sample size of 20 to be presented. Some estimates that would have been low precision were eliminated either by collapsing table cells into larger groups or by not displaying

the affected categories. For example, the "other" category in race/ethnicity is not shown in the tables.

Because the expected and overall design effect of the study was greater than 1.0, the SE from a simple random sampling (SRS) design was set as a lower bound for analyses to control for occasional design effects of less than 1.0 in subgroup estimates.

#### **B.5.6 Evaluation of Weighting and Analysis**

Overall, the weighting and analysis activities proceeded smoothly, although there were some unexpected events during the field period that complicated the weighting task. In general, differential weighting when planned may decrease SE estimates (of overall estimates) compared with a self-weighted design. By allocating more of the sample to strata that have relatively high variation and less of the sample to strata that have relatively low variation for some response variable, SEs for that response may be decreased. In the Drug Use and Pregnancy Study, high-risk births were oversampled to provide more precise drug prevalence estimates. On the other hand, unplanned differential weighting (due to differential response rates and unplanned changes in sampling rates) may increase SE estimates and decrease precision.

In the Drug Use and Pregnancy Study, unplanned differential weighting was introduced because of the

- changes in sampling rates within sampling strata (as the data collection progressed) to achieve target sample sizes, and
- differences between the proportions of sampled births and the proportions of actual births (in 1992) among the DC hospitals.

A major component of the unplanned differential weighting was the substantial difference between the distribution of estimated birth counts (from 1989) and the actual birth counts (in 1992). The estimated birth counts were used to determine sampling rates and expected yields for each hospital and risk factor. During the course of the data collection period, it was necessary to change the sampling rates to reflect differences between the expected and actual birth counts by hospital and risk factor. If it had been possible to obtain more "current" birth counts (e.g., from the previous year), better sampling rate estimates could have been determined and some of this problem could have been avoided. In addition, the weighting and analysis tasks were somewhat complicated by the inclusion of record abstractions for women who had multiple births. For mothers of twins, two baby abstractions were linked to each mother. Because of this multiplicity, it was necessary to create two analysis files:

- a "mother" data file containing interview and abstraction data, and
- a "baby" data file containing abstraction data.

Because there were very few twins (20 sets) in the dataset, including both of them complicated the analysis task, but it had relatively little effect on the study findings. This was particularly the case in this study because the analyses focused primarily on the mother's behavior and less on babies' medical outcomes. If future studies have a similar focus, researchers should examine whether there is sufficient gain from including multiple births to justify the additional cost and complexity of creating and analyzing two files. An alternative

approach that would simplify analysis efforts would be to include only one birth for each woman by randomly selecting one birth for mothers of multiple births.

Recall that two hospitals did not permit interviews with their private patients, some of whom were DC residents. Thus, there is the potential of undercoverage of DC resident women. If the drug use among these DC-resident women who were missed was either substantially higher or lower than that of the DC residents who were interviewed, the prevalence estimates derived from the interview data would either underestimate or overestimate the true prevalence of drug use among all DC-resident women giving birth in DC hospitals. Unfortunately, there is no information available about the private DC resident patients who were not allowed to be interviewed. This raised concerns about the potential for bias resulting from not being able to adjust for any differences between the women who were interviewed and the women who were not.

To determine whether private insurance status might be related to a woman's drug use (and cause the type of bias described above), three exploratory logistic regression models were run for the six hospitals where both public and private patients were interviewed. These models utilized illicit drug, alcohol, and cigarette use as the outcome variables; demographic variables, birth risk level (high or low), and an indicator of the women's patient status (public or private) were used as independent variables. The question about how women planned to pay the hospital bill for their delivery was used to develop a proxy indicator of DC-resident women's private or public status. Women who reported private insurance as the method of payment were coded as private patients, and women without private insurance coverage were coded as public patients.

Results of the analyses are presented in Table B.4. As shown, in all three models the patient status variable was not a significant predictor of a woman's drug, alcohol, or cigarette use after adjusting for effects of other variables in the model. This suggests that because public and private patients did not differ in their drug use habits in the hospitals where both types of patients were interviewed, it is likely that the private patients who were missed at the other two hospitals did not differ significantly from the public patients who were interviewed at those two hospitals. Thus, it appears that the prevalence estimates derived for DC-resident women are not likely to be biased due to undercoverage of private patients at the two hospitals.

## **B.6 Proportion of Budget Spent on Various Study Activities**

Proportions of the study budget spent on various activities are presented here to assist researchers who may be planning similar studies. They include the following:

- 18% for recruitment and negotiations with hospitals, preparation of hospital IRB applications, and preparation of OMB application;
- 9% for study design, questionnaire development and Spanish translation, and pretests and coordination with other DC\*MADS studies;
- 9% for developing sampling frame information, drawing the samples, and developing sampling weights;

**Table B.4 Logistic Regression Models for Predicting Any Illicit Drug Use, Alcohol Use, and Cigarette Use During Pregnancy**

Independent Variable	Beta Coefficients for		
	Illicit Drugs (n=595)	Alcohol (n=570)	Cigarettes (n=595)
<b>Age</b>			
12-17 vs. $\geq$ 35	-1.589	-2.245**	-2.259*
18-25 vs. $\geq$ 35	-1.018	-0.658	-1.214*
26-34 vs. $\geq$ 35	-0.429	0.166	0.076
<b>Race/ethnicity</b>			
Black vs. white	0.123	-1.744*	0.105
Hispanic/other vs. white	-1.317	-4.437***	-1.960
<b>Marital status</b>			
Single vs. widowed/divorced/separated	0.354	-1.200	0.151
Married vs. widowed/divorced/separated	-0.448	-1.166	-1.698*
<b>Education</b>			
Less than high school vs. college graduate	0.302	0.281	0.355
High school graduate vs. college graduate	0.091	0.105	0.007
Any college vs. college graduate	0.271	-0.483	0.255
<b>Parity</b>			
No previous livebirths vs. two or more	-0.595	-0.622	-1.314***
One previous livebirth vs. two or more	-0.667	-0.770*	-1.048**
<b>Prenatal care</b>			
Any care during first two trimesters vs. no care or care during the third trimester	-0.909**	-0.890**	-0.959**
<b>Birth risk level</b>			
High risk vs. low risk	0.614**	0.868***	1.067***
<b>Patient status</b>			
Public vs. private	-0.233	0.017	-0.169

\*p < .05.

\*\*p < .01.

\*\*\*p < .001.

Source: 1992 NIDA DC\*MADS Drug Use and Pregnancy Study.

- **46% for data collection activities, including initial and follow-up training, recruiting of interviewers, interviewing and abstraction of mothers' and infants' medical records, coordination of urine collection, field editing, field supervision, and quality control;**
- **7% for data editing, data entry, computer editing, and creation of a data tape; and**
- **11% for creation of analysis variables, computer runs, table creation, data analysis, and report writing.**

## APPENDIX C

### EXAMPLE SAS AND SUDAAN PROGRAMS

#### EXAMPLE 1: SAS and SUDAAN code for mother-level analysis

This example code produces the estimates, sample sizes, and standard errors that are presented in Table C.1. This analysis uses mother questionnaire data. Analyses using mother abstract data would proceed in a similar manner, but use the mother abstract weights.

```
DATA MOMLEVEL;
  SET IN.MOTHER;
  IF RESIDE=1 AND MQ_ANWT1 > 0;

/* SET CONSISTENCY CODES IN THE DRUG FLAGS TO SAS MISSING VALUE*/

  ARRAY DRUGS ANYPREG MRJPREG COCPREG HERPREG PSYPREG NOMJPREG
    ALCPREG CIGPREG;
  DO OVER DRUGS;
    IF DRUGS < 0 THEN DRUGS=.;
  END;

/* SAS code for estimates and sample sizes for Table 4.1 */
/* Data file contains one record per mother */
PROC MEANS DATA=MOMLEVEL MEAN SUM N;
WEIGHT MQANWT1;
VAR  ANYPREG MRJPREG COCPREG HERPREG PSYPREG NOMJPREG ALCPREG
    CIGPREG;
TITLE "Table 4.1- Estimates and Sample Sizes for Columns 1 and 2";

/* Data file contains one record per infant (including twins)*/
DATA INFLEVEL;
  SET IN.INFANT;
  KEEP STRATUM MQANWT2 ANYPREG MRJPREG COCPREG HERPREG PSYPREG
    NOMJPREG ALCPREG CIGPREG;

PROC SORT DATA=INFLEVEL; BY STRATUM;

/* SUDAAN code for estimates of standard errors for Table 4.1 */

PROC DESCRIPT DATA=INFLEVEL DESIGN=STRWR TOTALS MEAN;
  NEST  STRATUM;
  WEIGHT  IMQANWT2;
  SUBGROUP  ONE_;
  LEVELS  I;
  TABLES  ONE ;
  VAR  ANYPREG MRJPREG COCPREG HERPREG PSYPREG NOMJPREG
    ALCPREG CIGPREG;
  SETENV  DECWIDTH=3 LEFTMGN=15 LINESIZE=132;
  PRINT  MEAN TOTAL SEMEAN SETOTAL;
  RTITLE "Standard error and estimates for columns 1 and 2 of
    Table 4.1 ";
```

**Table C.1 Prevalence and Estimated Numbers of Users of Illicit Drugs, Alcohol, and Cigarettes, by Period of Use, for DC Women Delivering Livebirths in DC Hospitals**

Substance <sup>1</sup>	Period of Use							
	During Pregnancy		Past Month		Past Year		Lifetime	
	Percent	Number of Users	Percent	Number of Users	Percent	Number of Users	Percent	Number of Users
<b>Any illicit drug use<sup>2</sup></b>	14.7	1,368	5.6	516	15.5	1,443	35.6	3,304
Marijuana/hashish	7.1	642	1.2	113	7.7	713	31.4	2,896
Cocaine <sup>3</sup>	10.5	973	4.4	409	11.5	1,063	19.4	1,795
Heroin	1.4	126	*	*	1.4	126	2.4	219
Nonmedical use of any psychotherapeutics <sup>4</sup>	1.5	139	0.8	75	1.5	142	3.6	333
<b>Any illicit drug use except marijuana</b>	11.5	1,070	4.9	451	12.2	1,131	20.7	1,921
<b>Alcohol</b>	21.1	1,917	9.5	866	37.7	3,430	64.6	5,884
<b>Cigarettes</b>	22.5	2,098	18.6	1,737	25.2	2,349	53.9	5,032

\*Low precision.

<sup>1</sup>Unweighted numbers of respondents and standard errors are given in Appendix B.

<sup>2</sup>Use of marijuana or hashish, cocaine (including crack), heroin, or nonmedical use of psychotherapeutics at least once; does not include use of methamphetamine, inhalants, or hallucinogens (including phencyclidine or PCP).

<sup>3</sup>Includes crack cocaine.

<sup>4</sup>Nonmedical use of any prescription-type stimulants, sedatives, tranquilizers, or analgesics; does not include over-the-counter drugs.

Source: 1992 NIDA DC\*MADS Drug Use and Pregnancy Study.



## EXAMPLE 2: SAS and SUDAAN Code for Infant-level analysis

This example code produces the estimates, sample sizes, and standard errors that are presented in Table C.2. This analysis uses a crosstabulation of mother and infant data. Analyses using infant abstract data would proceed in a similar manner, but use the mother abstract weights.

```

proc format;
value age_      1='12-17 years'
                2='18-25 years'
                3='26-34 years'
                4='35 + years';
value race_     1='White'
                2='Black'
                3='Hispanic'
                4='Other';
value marital_  1='Single'
                2='Married'
                3='Widowed/Divorced/Separated';
value educat_  1='Less than high school'
                2='High school graduate'
                3='Some college'
                4='College graduate';
value parity_   1='No previous livebirths'
                2='1 previous livebirth'
                3='2 or more previous livebirths';
value bwt_      1='Normal'
                2='Intermediate Low'
                3='Very Low';
value care_     1='Any'
                2='None';

DATA INFLVL; SET IN.INFANT;
  IF RESIDE=1;
  KEEP STRATUM NMOMID B_ANWT AGE RACE MARITAL A_EDUC PARITY BIRTHWT
  ANYCARE;

PROC SORT DATA=INFLVL OUT=INFLVL;
BY STRATUM MOMNUM;

/* SUDAAN code for estimates of standard errors for Table 4.1 */
PROC CROSSTAB DATA=INFLVL DESIGN=WR;
  WEIGHT  IB ANWT;
  NEST   STRATUM NMOMID;
  SUBGROUP ONE AGE RACE MARITAL A_EDUC PARITY BIRTHWT ANYCARE;
  LEVELS  1 4 4 3 4 3 3 2;
  TABLES (AGE RACE MARITAL A_EDUC PARITY ANYCARE) * BIRTHWT;
  SETENV  LEFTMGN=4 LINESIZE=132 DECWIDTH=1 LABWIDTH=15 COLSPCE=1
  COLWIDTH=8;
  PRINT  NSUM WSUM SEWGT ROWPER SEROW;
  RTITLE "Table 5.1 Infant Birthweight by Demographic
  Characteristics,";
  RTITLE "\n          Parity and Prenatal Care for DC Women      ";
  RTITLE "\n          Delivering Livebirths in DC Hospitals      ";
  RFORMAT AGE AGE_.;
  RFORMAT RACE RACE_.;
  RFORMAT MARITAL MARITAL_.;
  RFORMAT A_EDUC EDUCAT_.;
  RFORMAT PARITY PARITY_.;
  RFORMAT BIRTHWT BWT_.;
  RFORMAT ANYCARE CARE_.;

```

**Table C.2. Infant Birthweight, by Mother's Demographic Characteristics, Parity, and Prenatal Care, for DC Women Delivering Livebirths in DC Hospitals**

Characteristic <sup>2</sup>	Birthweight <sup>1</sup>		
	Normal	Intermediate Low	Very Low
<b>Total</b>	87.2	10.8	2.0
<b>Age group (years)</b>			
12-17	76.2	21.8	2.0
18-25	88.8	9.6	1.5
26-34	88.7	8.8	2.5
≥35	79.3	18.3	2.3
<b>Race/ethnicity<sup>3</sup></b>			
White	97.7	2.3	**
Black	85.6	12.0	2.4
Hispanic	93.0	7.0	**
<b>Marital status</b>			
Single	85.5	12.3	2.2
Married	93.2	5.7	1.1
Widowed/divorced/separated	81.3	14.7	*
<b>Adult education<sup>4</sup></b>			
Less than high school	86.8	11.8	1.5
High school graduate	84.9	12.4	2.7
Some college	91.5	6.7	1.8
College graduate	94.8	4.2	1.0
<b>Parity</b>			
No previous livebirths	87.1	11.3	1.6
One previous livebirth	91.0	7.7	1.3
Two or more previous livebirths	83.4	13.7	2.9
<b>Prenatal care</b>			
None or only in third trimester	77.3	19.7	3.0
Any in first or second trimester	88.5	9.6	1.9

Note: Births include 20 sets of twins; data for both twins were used.

\*Low precision.

\*\*Estimate rounds to zero.

<sup>1</sup>Birthweight categories are defined as:

Normal = 2,500 grams or more (5 pounds, 8 ounces, or more).

Intermediate low = 1,500 to 2,499 grams (3 pounds, 5 ounces, to 5 pounds, 8 ounces)

Very low = Under 1,500 grams (under 3 pounds, 5 ounces)

<sup>2</sup>Data entries are row percentages. Unweighted numbers of respondents and standard errors are given in Appendix B.

<sup>3</sup>The category "other" for race/ethnicity is not included.

<sup>4</sup>Mothers aged 12 to 17 were excluded from estimates of adult education.

Source: 1992 NIDA DC\*MADS Drug Use and Pregnancy Study.

***APPENDIX D***

**DATA COLLECTION INSTRUMENTS**

**A. Mother's Questionnaire**

**B. Mother's Abstraction Form**

**C. Infant's Abstraction Form**



Hospital IRB Approval: \_\_\_\_\_ Date: \_\_\_\_\_

OMB NO.: 0930-0145  
Approval Expires: 8/31/92

NIDA Contract: 271-89-8340

## **PREGNANCY STUDY QUESTIONNAIRE**

### **DC\*MADS**

**U.S. DEPARTMENT OF  
HEALTH AND HUMAN SERVICES  
Public Health Service  
ADAMHA**

**NIDA  
5600 Fishers Lane  
Rockwall II Building, Suite 620  
Rockville, Maryland 20857**

#### **NOTIFICATION TO RESPONDENT OF ESTIMATED BURDEN**

Public respondent burden for this collection of information is estimated to average 0.75 hour per response. Send comments regarding this burden estimate to: Public Health Service Reports Clearance Officer, ATTN: PRA, Hubert H. Humphrey Building, Room 721B, 200 Independence Avenue, S.W., Washington, DC 20201; and to the Office of Management and Budget, Paperwork Reduction Project (0930-0145), Washington, DC 20503.



## SECTION A. IDENTIFICATION

RESPONDENT NAME: \_\_\_\_\_ LINE # 

--	--	--	--

DATE/TIME OF BIRTH: \_\_\_\_\_ : \_\_\_\_\_  
Mo. Day H M am pmCOMMENTS: \_\_\_\_\_  
\_\_\_\_\_

FIRST CONTACT CAN BE MADE: Date: \_\_\_\_\_ Time: \_\_\_\_\_

IF THE INTERVIEW CANNOT BE CONDUCTED DURING THE FIRST CONTACT, OBTAIN THE INFORMATION IN SECTION B.

## SECTION B. CONTACT INFORMATION

1. When does the respondent expect to be released from the hospital?

Date: \_\_\_\_\_ Time: \_\_\_\_\_

2. Respondent's current residential address and telephone number.

Street Address: \_\_\_\_\_ Apt. #: \_\_\_\_\_

City: \_\_\_\_\_ State: \_\_\_\_\_ TELEPHONE: (\_\_\_\_) - \_\_\_\_\_

3. Does the respondent plan to be living at this address during the next month?

01 YES (SKIP TO Q. 4)      02 NO

3a. Where does the respondent plan to be living during the next month?

00 NOT SURE

Street Address: \_\_\_\_\_ Apt. #: \_\_\_\_\_

City: \_\_\_\_\_ State: \_\_\_\_\_ Telephone: (\_\_\_\_) - \_\_\_\_\_

4. Obtain the name, address, and telephone number of a friend or relative who does not live with the respondent, but would know her whereabouts.

Name: \_\_\_\_\_

Relationship to Respondent: \_\_\_\_\_

Street Address: \_\_\_\_\_ Apt. #: \_\_\_\_\_

City: \_\_\_\_\_ State: \_\_\_\_\_ Telephone: (\_\_\_\_) - \_\_\_\_\_

SECTION C. RECORD OF INTERVIEW ATTEMPTS				
Date	Day	Time	Status Code	Comments (EXPLAIN CODES 02-10)

**D. STATUS CODES (CIRCLE FINAL CODE BELOW)**

01 Completed Interview	] COMPLETE SECTION H OF QUESTIONNAIRE
02 Partial Interview	
03 Refusal	] COMPLETE SECTION I OF QUESTIONNAIRE
04 Language Barrier	
05 Mentally/Physically Disabled	
06 Respondent Unavailable	
07 Noone in Room/Home	
08 Released From Hospital Without Contact	
09 Scheduled Appointment	
10 Other	

**INTERVIEWER:**  
Did respondent  
sign medical  
release form?

Yes      01

No        02

**CHECKLIST**

1. Provide respondent with copies of consent forms and incentive payment.
2. Retain copies of consent forms for supervisor.
3. Detach Contact Form for Questionnaire Booklet and retain for supervisor.
4. Place completed Questionnaire Booklet (with label affixed) **AND** smaller envelope containing answer sheets into pre-addressed, postage-paid envelope



**DC\*MADS  
PREGNANCY STUDY QUESTIONNAIRE**

**LABEL**

**RECORD FROM SELECTION FORM:**

(1) **DATE OF DELIVERY:** |\_|\_| - |\_|\_| - |\_|\_|  
MO DA YR

(2) **BIRTHWEIGHT:** (1) |\_|\_| lbs |\_|\_|\_| ozs or |\_|\_|\_|\_| grams  
(2) |\_|\_| lbs |\_|\_|\_| ozs or |\_|\_|\_|\_| grams  
(3) |\_|\_| lbs |\_|\_|\_| ozs or |\_|\_|\_|\_| grams

(3) **GESTATIONAL AGE:** (1) |\_|\_| weeks  
(2) |\_|\_| weeks  
(3) |\_|\_| weeks



Start Time \_\_\_\_\_:\_\_\_\_\_  
 H H M M AM  
 PM

**A. PREGNANCY HISTORY**

First, I would like to ask you some questions about this pregnancy. Here is a calendar to help you answer some of the questions. (GIVE R CALENDAR.)

A-1. Did you visit a doctor, nurse, or midwife for prenatal care during this pregnancy?

Prenatal care includes pregnancy checkups for weight, blood pressure, physical or pelvic exams, listening to the baby's heart, etc., lab tests of blood and urine or Pap smear, procedures such as ultrasound, sonogram, X-ray, and other procedures related to pregnancy.

YES.....01

NO.....02 → [SKIP TO A-3]

A-1a. In which calendar month did you go for your first prenatal visit?

|\_|\_|-|\_|\_|  
 MO YR

A-1b. About how many prenatal visits did you have for this pregnancy?

VISITS: |\_|\_|

A-1c. Where did you go most of the time for your prenatal care visits for this pregnancy? Do not include visits for WIC (Women, Infant, and Children's Food Program) or CSFP (Commodity Supplemental Food Program).

- Private Doctor or Nurse-Midwife's Office.....01
- HMO (Health Maintenance Organization).....02
- Hospital Outpatient Clinic.....03
- City Health Department Clinic/  
 Community Health Center.....04
- Shelter Clinic.....05
- Clinic at School or Work.....06
- Prison or Jail Clinic.....07
- Mobile Outreach Team.....08
- Military Facility.....09
- Hospital Emergency Room.....10
- Other.....11  
 (SPECIFY) \_\_\_\_\_

A-1d. Which of the following prenatal care services did you get at this place?

- Pregnancy Test.....01
  - Prenatal Checkups.....02
  - Lab Tests.....03
  - Sonogram or Ultrasound.....04
  - X-ray.....05
  - Amniocentesis or Chorionic Villus Sampling.....06
  - Emergency Visits.....07
  - Other.....08
- (SPECIFY) \_\_\_\_\_

A-2. What date did your doctor say the baby was due?

|\_|\_| - |\_|\_| - |\_|\_|  
MO DA YR

A-3. In which calendar month were you sure you were pregnant?

|\_|\_| - |\_|\_|  
MO YR

A-4. During the month before you became pregnant, were you using any kind of birth control?

YES .....01

NO.....02 → [SKIP TO A-5]

A-4a. What kind of birth control was that?

(SPECIFY METHOD) \_\_\_\_\_

A-5. Thinking back to just before you became pregnant, how did you feel about becoming pregnant? Did you want to become pregnant at that time, at a later or earlier time, or not at all?

WANTED TO BECOME PREGNANT AT THAT TIME.....01

WANTED TO BECOME PREGNANT LATER.....02

WANTED TO BECOME PREGNANT EARLIER.....03

DID NOT WANT TO BECOME PREGNANT THEN OR  
IN THE FUTURE.....04

A-6. Did you think about having an abortion during this pregnancy?

YES.....01

NO.....02 → [SKIP TO A-7]

A-6a. Did you continue the pregnancy because you were not able to pay for an abortion?

YES.....01  
 NO.....02

A-7. Did you have any of the following medical problems during this pregnancy?

	<u>YES</u>	<u>NO</u>
Premature Labor or Contractions.....	01	02
Anemia.....	01	02
Vaginal Bleeding or Placenta Problems.....	01	02
Excessive Vomiting.....	01	02
Pregnancy-induced Hypertension or High Blood Pressure (Toxemia or Pre-eclampsia).....	01	02
Diabetes or Sugar Diabetes.....	01	02
Hepatitis or Yellow Jaundice.....	01	02
Tuberculosis.....	01	02
AIDS, ARC, or HIV.....	01	02
Depression (feelings of sadness and loss of interest in usual activities for 2 weeks or longer).....	01	02
Alcohol or Drug-related Problems.....	01	02
Any Other Medical Problems.....	01	02

(SPECIFY) \_\_\_\_\_

A-8. During this pregnancy, did you have any of the following infections?

A-8a. (IF YES IN A-8):  
 Did you take antibiotics for this infection?

	<u>YES</u>	<u>NO</u>	<u>YES</u>	<u>NO</u>
1. Urinary Tract or Bladder Infection.....	01	02	01	02
2. Chlamydia.....	01	02	01	02
3. Syphilis.....	01	02	01	02
4. Gonorrhea.....	01	02	01	02
5. Genital Herpes.....	01	02	01	02
6. Any Other Sexually Transmitted Disease.....	01	02	01	02

(SPECIFY) \_\_\_\_\_

A-9. Did you take antibiotics for any other reason during your pregnancy?

YES .....01

NO.....02 → [SKIP TO Q.A-10]

A-9a. What type of antibiotic was that?

(SPECIFY) \_\_\_\_\_

A-10. During this pregnancy, did you stay overnight in a hospital other than this time (when your baby was delivered)?

YES.....01

NO.....02 → [SKIP TO A-11]

A-10a. How many times were you hospitalized overnight during this pregnancy?

TIMES:.....|\_|\_|

A-11. How much did you weigh just before you became pregnant?

WEIGHT:.....|\_|\_|LBS

A-12. How much did you weigh just before your delivery?

WEIGHT:.....|\_|\_|LBS

A-13. How tall are you?

HEIGHT:.....|\_|\_|  
                          FT   IN

Now, I have some questions about any pregnancies you've had before this one.

A-14. Not counting this pregnancy, how many times have you been pregnant before?

NUMBER:.....|\_|\_|

NONE:.....00 → [SKIP TO SECTION B]

A-14a. How many of those pregnancies ended with a live birth?

NUMBER:.....|\_|\_|

NONE:.....00 → [SKIP TO A-15a]

A-14b. Were any of those twins or triplets?

YES.....01

NO.....02

A-14c. Were all of these live births?

YES.....01

NO.....02

**IF A-14=14a, SKIP TO QUESTION A-17**

A-15a. How many of those previous pregnancies ended with a miscarriage, before 20 weeks (of pregnancy)?

NUMBER:.....|\_|\_|

NONE:.....00

A-15b. How many of those previous pregnancies ended with a stillbirth at or after 20 weeks (of pregnancy)?

NUMBER:.....|\_|\_|

NONE:.....00

A-15c. How many induced abortions have you had?

NUMBER:.....|\_|\_|

NONE:.....00 → [SKIP TO A-16]

A-15d. How many of these were for health-related reasons?

NUMBER:.....|\_|\_|

NONE:.....00

A-16. INTERVIEWER: Does number in A-14=A-14a+A-15a+15b+A-15c?

YES..... → [SKIP TO BOX A]

NO..... → [REVIEW  
INFORMATION WITH  
RESPONDENT AND  
MAKE APPROPRIATE  
CORRECTIONS.]

**IF NO LIVE BIRTHS AT QUESTIONS 14a; SKIP TO  
SECTION B. OTHERWISE CONTINUE TO A-17.**



A-17. Now I'd like some information about the liveborn babies you've delivered NOT counting the baby you just had. (SHOW MULTIPLE BIRTHS ON SEPARATE LINES, WITH SAME BIRTHDATE. READ ACROSS FOR EACH LIVEBIRTH BEFORE GOING ON TO THE NEXT)

- a. How much did your (first/second./next) liveborn baby weigh at birth?      b. In what month and year was that baby born?      c. What was that baby's sex?      d. Was he/she delivered more than 2 weeks early?

**BABY 1:**

_ _ - _ _	_ _ - _ _	Male.....1	Yes.....1
LBS OZ	MO YR	Female.....2	No.....2

**BABY 2:**

_ _ - _ _	_ _ - _ _	Male.....1	Yes.....1
LBS OZ	MO YR	Female.....2	No.....2

**BABY 3:**

_ _ - _ _	_ _ - _ _	Male.....1	Yes.....1
LBS OZ	MO YR	Female.....2	No.....2

**BABY 4:**

_ _ - _ _	_ _ - _ _	Male.....1	Yes.....1
LBS OZ	MO YR	Female.....2	No.....2

**BABY 5:**

_ _ - _ _	_ _ - _ _	Male.....1	Yes.....1
LBS OZ	MO YR	Female.....2	No.....2

**BABY 6:**

_ _ - _ _	_ _ - _ _	Male.....1	Yes.....1
LBS OZ	MO YR	Female.....2	No.....2



**B. DEMOGRAPHICS**

Now I'd like to ask some background questions about yourself.

B-1. What is your date of birth? MONTH:.....|\_|\_|  
DAY:.....|\_|\_|  
YEAR:.....19\_|\_|

B-2. Which of the following best describes your current marital status?  
Married .....01  
Widowed .....02  
Divorced or Separated .....03  
Not Married, But Living with a Partner, or.....04  
Have you Never Married .....05

B-3. Are you of Hispanic or Spanish origin or descent?  
YES.....01  
NO.....02

B-4. Which of the following groups best describes you?  
Black or African American .....01  
White .....02  
American Indian or Alaskan Native .....03  
Asian or Pacific Islander, or .....04  
Some Other Race (SPECIFY).....05

B-5. What is the highest level or last grade that you completed in school?  
No Schooling.....00  
Elementary Grades.....01 02 03 04 05 06 07 08  
High School Grades.....09 10 11 12  
College Years.....13 14 15 16  
Graduate/Professional School (or higher).....17

B-6. Including yourself, how many people do you regularly live with? Please include the new baby.  
HOUSEHOLD SIZE:.....|\_|\_|

**B-7. How many of these people are under the age of 18?**

**NUMBER OF MINOR CHILDREN:.....|\_|\_|**

**B-8. Of which city or county are you a resident?**

- Washington, DC.....01
- Claverton County, MD.....02
- Charles County, MD.....03
- Frederick County, MD.....04
- Montgomery County, MD.....05
- Prince George's, MD.....06
- Alexandria City, VA.....07
- Arlington County, VA.....08
- Fairfax City, VA.....09
- Fairfax County, VA.....10
- Fall Church City, VA.....11
- Loudon County, VA.....12
- Manassas City, VA.....13
- Manassas Park City, VA.....14
- Prince William County, VA.....15
- Stafford County, VA.....16

Other.....18

(SPECIFY): \_\_\_\_\_

### C. SPECIFIC DRUG USE (SELF-ADMINISTERED VERSION)

Now I would like to ask you about your use of drugs, including tobacco and alcohol. This information is very important to us, but we also know it is very private.

I will give you an answer sheet to mark your answers. The questions are set up so that I will not know what your answers are. I would like you to mark one answer to each question after I read it to you. Even if a question doesn't apply to you, there is an answer provided for you to mark. (HAND R THE DRUG USE ANSWER SHEET, A PEN, AND THE LARGE ENVELOPE.)

Read along to yourself from your answer sheet as I read the questions and instructions out loud. Then read all the answer choices printed below the question and either write a number in the spaces provided or circle a code number for that question. On this answer sheet, you should mark only one answer for each question. If you do not want to answer a question or don't know the answer, write "Refuse" or "Don't Know" in the margin next to the question. When you finish this answer sheet, please put it in the envelope. At the end of the interview, you can seal the envelope.

Let's start. If you have any questions about how to mark your answers on the answer sheet, just let me know. Please go to answer sheet #1.

- C-1. The first question, C-1, asks: About how hold were you when you first tried a CIGARETTE?  
Please write in the age that shows how old you were at that time.  
If you have never tried a cigarette, just circle the 91 at the end of the second answer line.
- C-2. The next question, C-2, asks: About how old were you when you first started smoking cigarettes daily?
- C-3. Question C-3, asks: When was the last time you smoked a cigarette?  
Just draw a circle around the number that follows the answer that best fits you. For example, if the last time you smoked a cigarette was within the past week, circle the number 1. If you want me to read the other answer choices, please tell me. If you have never smoked a cigarette in your life, circle the 91.
- C-4. Question C-4, asks: How many cigarettes did you smoke per day, on average, during this pregnancy?  
Draw a circle around the number that follows the answer that best fits you. If you did not smoke cigarettes during this pregnancy, circle the 91.
- C-5. Question C-5, asks: During any part of this pregnancy, did you live in the same house with anyone who smoked cigarettes?

Please turn the answer sheet over

The next questions are about ALCOHOLIC BEVERAGES. This includes beer, wine, or liquor, like whiskey, gin, or scotch, including mixed alcoholic drinks like gin and tonic.

- C-6. Question C-6, asks: About how old were you the first time you had a glass of beer or wine or a drink of liquor, such as whiskey, gin, or scotch? Do not include childhood sips that you might have had from an older person's drink.

In the spaces, record your age at that time. If you have never had an alcoholic drink, circle the 91.

- C-7. Question C-7, asks: When was the last time you drank any alcohol?

Draw a circle around the number that follows the answer that best fits you. If you have never had an alcoholic drink, circle the 91.

- C-8. Question C-8, asks: About how often, on average, did you drink alcohol during this pregnancy?

This means how often you drank alcohol on average during your entire pregnancy. Draw a circle around the number that follows the answer that best fits you. If you did not have an alcoholic drink during this pregnancy, circle the 91.

- C-9. Question C-9, asks: During this pregnancy, about how many drinks did you usually have on those days when you were drinking?

On the blank lines, write down the number of drinks per day that you usually had on those days when you were drinking during this pregnancy. If you did not have an alcoholic drink, circle the 91.

Please go to answer sheet #2

---

The next questions are about MARIJUANA use. Remember that we need an answer to every question, even if you've never tried marijuana.

- C-10. Question C-10, asks: About how old were you the first time you tried marijuana or hash?

In the spaces, record your age at that time. If you have never used marijuana or hash, circle the 91.

- C-11. Question C-11, asks: When was the last time you used marijuana or hash?

Circle the number that follows the answer that best fits you.

C-12. Question C-12, asks: About how often, on average, did you use marijuana or hash during this pregnancy?

This means how often you used marijuana or hash on average during your entire pregnancy. Circle the number that follows the answer that best fits you. If you did not use marijuana or hash during this pregnancy, circle the 91.

C-13. Question C-13, asks: During any part of this pregnancy, did you live in the same house with anyone who smoked marijuana or hash?

Please turn the answer sheet over

---

Now I'd like to ask about cocaine use. First, I'll ask you about "CRACK" COCAINE, that is, cocaine in rock or chunk form.

C-14. Question C-14, asks: About how old were you the first time you used "crack" cocaine?

C-15. Question C-15, asks: When was the last time you used "crack" cocaine?

C-16. Question C-16 asks: About how often, on average, did you use "crack" cocaine during this pregnancy?

Circle the number that follows the answer that best fits you. If you did not use "crack" cocaine during this pregnancy, circle the 91.

C-17. Question C-17, asks: Did you use "crack" cocaine within the 24 hours before your labor contractions started?

C-18. Question C-18, asks: During this pregnancy, did you ever use "crack" cocaine to cause labor to start?

C-19. Question C-19, asks: During any part of this pregnancy, did you live in the same house with anyone who smoked "crack" cocaine?

Please go to answer sheet #3

---

The next questions are about OTHER FORMS OF COCAINE. This includes cocaine in the form of powder, free base, or a coca paste. Remember that we need an answer to every question, even if you have never used cocaine.

C-20. Question C-20, asks: About how old were you the first time you tried cocaine other than crack?

C-21. Question C-21, asks: When was the last time you used cocaine other than crack?

C-22. Question C-22, asks: About how often, on average, did you use cocaine other than crack during this pregnancy?

If you did not use cocaine during this pregnancy, circle the 91.

C-23. Question C-23, asks: Did you use cocaine other than crack within the 24 hours before your labor contractions started?

C-24. Question C-24, asks: During this pregnancy, did you ever use cocaine other than crack to cause labor to start?

Please turn the answer sheet over.

---

Now, I'd like to ask about HEROIN use.

C-25. Question C-25, asks: About how old were you the first time you used heroin?

C-26. Question C-26, asks: When was the last time you used heroin?

C-27. Question C-27, asks: About how often, on average, did you use heroin during this pregnancy?

C-28. Question C-28, asks: Did you ever smoke heroin during this pregnancy?

---

The next question asks about other drugs that we have not already asked about.

C-29. Question C-29, asks: During your pregnancy, which of these other drugs, if any, did you use? (CIRCLE ALL THAT APPLY)

Please go to answer sheet #4



Now we are interested in the nonmedical use of prescription-type drugs. Nonmedical use of these drugs is any use on your own. This includes taking a drug without a doctor's prescription, in greater amounts than prescribed, more often than prescribed, or at different times than prescribed. It also includes using a drug for any reason other than a doctor said you should take them, such as for kicks, to get high, to feel good, or curiosity about the effect.

(SHOW PILL CARD I) This card shows some examples of stimulants.

Stimulants, or "uppers" or "speed" include amphetamines, forms of methamphetamine other than "ice" or powdered crystal, and Preludin.

- C-30. Question C-30, asks: About how old were you the first time you took a stimulant for nonmedical reasons?
- C-31. Question C-31, asks: When was the last time you took any stimulant for nonmedical reasons?
- C-32. Question C-32, asks: Did you take any stimulant for nonmedical reasons during this pregnancy?

(TAKE BACK PILL CARD I)

Please turn the answer sheet over.

The next questions are about other types of drugs that are sometimes taken for non-medical reasons. Sedatives or "downers" include barbiturates, sleeping pills, and Seconal; tranquilizers or "nerve pills" are anti-anxiety drugs like Librium, Valium, Ativan, and Meproamate; analgesics include pain killers like Darvon, Demerol, Percodan, and Tylenol with codeine.

(SHOW PILL CARDS II, III, and IV) These cards show examples of sedatives, tranquilizers, and analgesics.

- C-33. Question C-33, asks: About how old were you the first time you took a sedative, tranquilizer, or analgesic for nonmedical reasons?
- C-34. Question C-34, asks: When was the last time you took a sedative, tranquilizer, or analgesic for nonmedical reasons?
- C-35. Question C-35, asks: Did you take a sedative, tranquilizer, or analgesic for nonmedical reasons during this pregnancy?

(TAKE BACK PILL CARDS II, III, AND IV)

Please go to answer sheet #5



**D. GENERAL DRUG USE (SELF-ADMINISTERED VERSION)**

Now, I'd like to ask some general questions about drug use.

D-1. During this pregnancy, which of these drugs, if any, did you use at the same time or within a couple of hours of when you drank beer, wine, or liquor?

Circle the number for each drug you have used in combination with alcohol. If you have not used any of these drugs in combination with alcohol, circle the 91.

D-2. Question D-2, asks: Have you ever used a needle to get any drug injected under your skin, into a muscle, or into a vein for nonmedical reasons?

Please turn the answer sheet over.

D-3. Question D-3, asks: When was the last time you took any drug with a needle for nonmedical reasons?

D-4. Question D-4, asks: Did you take any drug with a needle for nonmedical reasons during this pregnancy?

Now I am going to read you some activities having to do with alcohol and drug use.

We are interested in your opinion about how much women risk harming the fetus or themselves physically or in other ways for each activity I read. Circle "01" if you think women put themselves or the fetus at "no risk" when doing the activity, a "02" "slight risk," a "03" if you think there is "moderate risk," and a "04" if you think there is "great risk" associated with the activity. Please circle one number on each line.

D-5. Question D-5, asks:

How much do you think women risk harming the fetus or themselves physically or in other ways by...

		<u>No Risk</u>	<u>Slight Risk</u>	<u>Moderate Risk</u>	<u>Great Risk</u>
D-5a.	Smoking marijuana during pregnancy?.....	01	02	03	04
D-5b.	Using "Crack" during pregnancy?.....	01	02	03	04
D-5c.	Using other cocaine during pregnancy?.....	01	02	03	04
D-5d.	Drinking regularly during pregnancy.....	01	02	03	04
D-5e.	Smoking cigarettes during pregnancy?.....	01	02	03	04

Please go to answer sheet #6



### **E. TREATMENT (SELF-ADMINISTERED VERSION)**

The next few questions are about treatment or counseling you may have received for alcohol and drug use.

E-1. Question E-1, asks: How many times in your life have you been treated for problems related to your alcohol or drug use?

E-2. Question E-2, asks: Think of the last time you received treatment or counseling. Was this treatment or counseling for alcohol problems or drug problems?

If you never received treatment or counseling for alcohol or drug problems, circle the 91.

E-3. Question E-3, asks: Did you ever apply or ask for treatment or counseling for drug or alcohol problems during this pregnancy?

E-4. Question E-4, asks: Did you receive treatment or counseling (related to your alcohol/drug use) during this pregnancy?



## F. PSYCHOLOGICAL STATUS

Next, I am going to mention some psychological and emotional problems that people sometimes have.

A. Have you had a significant period in your life in which you...

If yes at A:

B. How about in the past 30 days?

	A.		B.	
	<u>Ever?</u>		<u>In the past 30 days?</u>	
	<u>YES</u>	<u>NO</u>	<u>YES</u>	<u>NO</u>
F-1. Experienced serious depression (i.e., periods of sadness or lack of interest in usual Activities for 2 weeks or more)?.....	01	02	01	02
F-2. Experienced serious anxiety or tension?.....	01	02	01	02
F-3. Experienced hallucinations?.....	01	02	01	02
F-4. Experienced trouble understanding, concentrating, or remembering?.....	01	02	01	02
F-5. Experienced trouble controlling yourself or your thoughts?.....	01	02	01	02
F-6. Got into arguments or fights with other people?.....	01	02	01	02
F-7. Felt suspicious or distrustful of people?.....	01	02	01	02
F-8. Experienced serious thoughts of suicide?.....	01	02	01	02

[ IF NO, SKIP TO F-9]

F-8a. Ever attempted suicide?.....01 02 01 02

F-9. How many times, if any, have you been admitted to a hospital for any kind of psychological or emotional problem, or for your "nerves"?

TIMES:.....|\_|\_|  
NONE:.....00

F-10. How many times, if any, have you been treated as an outpatient in a clinic or doctor's office for any kind of psychological or emotional problem or for your "nerves"?

TIMES:.....|\_|\_|  
NONE:.....00





## G. INCOME AND INSURANCE

Now I'd like to ask some questions about your personal income and insurance.

G-1. What will be the main source of payment for the hospital bill for this delivery?

- Blue Cross/Blue Shield.....01
- Other Private insurance.....02
- Medicaid.....03
- State or local government.....04
- CHAMPUS.....05
- HMO, a Health Maintenance Organization.....06
- Self-pay that is cash, check or credit card  
not refunded by an insurance company.....07
- Some other source?.....08
- (SPECIFY) \_\_\_\_\_
- Don't know/unable to pay.....09

G-2. Looking at this card, please tell me the number that best represents the total combined household income for calendar year 1991. Include the gross income of all individuals living with you. (GIVE R INCOME CARD.)

Annual Income	Weekly Income
A. No Income.....01	A. No Income.....01
B. Under \$5,000.....02	B. \$1 to \$96.....02
C. \$5,000 to \$6,300.....03	C. \$97 to \$120.....03
D. \$6,301 to \$8,450.....04	D. \$121 to \$160.....04
E. \$8,451 to \$10,600.....05	E. \$161 to \$200.....05
F. \$10,601 to \$12,700.....06	F. \$201 to \$245.....06
G. \$12,701 to \$14,850.....07	G. \$246 to \$285.....07
H. \$14,851 to \$17,000.....08	H. \$286 to \$325.....08
I. \$17,001 to \$19,000.....09	I. \$326 to \$370.....09
J. \$19,001 to \$21,300.....10	J. \$371 to \$410.....10
K. \$21,301 to \$25,000.....11	K. \$411 to \$480.....11
L. \$25,001 to \$30,000.....12	L. \$481 to \$576.....12
M. \$30,001 to \$40,000.....13	M. \$577 to \$769.....13
N. \$40,001 to \$50,000.....14	N. \$770 to \$961.....14
O. \$50,001 to \$75,000.....15	O. \$962 to \$1,441.....15
P. \$75,001 or More.....16	P. \$1,442 or More.....16

G-3. We would like some information on the sources of your household income during the past year?

Did your household receive any income during the past year, 1991, from the following sources (READ INCOME SOURCE LIST BELOW AND CIRCLE APPROPRIATE CODE.)

<u>INCOME SOURCE</u>	<u>YES</u>	<u>NO</u>
(1) Any jobs or self-employment?.....	01	02
(2) Illegal or possibly illegal sources such as hustling or dealing?.....	01	02
(3) Supplemental Security Income (SSI) for which you qualify because of low income?.....	01	02
(4) Social Security, railroad retirement, benefits you, your spouse, or your parents earned through work?.....	01	02
(5) Veterans Administration payments?.....	01	02
(6) SSDI/Unemployment compensation because of layoff, or workers compensation because of injuries at work?.....	01	02
(7) Aid to Families with Dependent Children (AFDC) or food stamps?.....	01	02
(8) General Assistance (GA).....	01	02
(9) Other forms of public assistance?.....	01	02
(10) Spouse, family or friends including alimony and child support?.....	01	02
(11) Any other sources I did not mention here?..... (SPECIFY: _____)	01	02

G-4. It is important that I do my job correctly; therefore, my supervisor will be checking on my work. Would you please give me your telephone number so that my supervisor can call you to confirm that I did my job?

(RECORD TELEPHONE NUMBER IN SECTION B OF THE CONTACT FORM.)

End  
Time    :             
H H M M AM  
PM

**H. INTERVIEW OBSERVATIONS**

H-1. Was this a completed or partial interview?

- 01 Completed
- 02 Partial

H-2. Where was the interview conducted?

- Hospital room.....01
- Hallway.....02
- Lobby.....03
- Chapel.....04
- Outside of Hospital.....05
- Other (SPECIFY).....06
- .....

H-3. Were other persons present during any part of the interview?

- YES.....01
- NO.....02 →[SKIP TO H-5]

H-4. Who was present? (CIRCLE ALL THAT APPLY)

- Respondent's Roommate.....01
- Visitor(s).....02
- Hospital Staff.....03
- Other (SPECIFY).....04
- .....

H-5. Please rate your confidence in the reliability of the respondent's answers to the following parts of the questionnaire:

		<u>Very Confident</u>	<u>Confident</u>	<u>Unsure</u>	<u>Doubtful</u>	<u>Very Doubtful</u>
H-5a.	Obstetric History.....	1	2	3	4	5
H-5b.	Demographics.....	1	2	3	4	5
H-5c.	Overall Interview.....	1	2	3	4	5

H-6. Is there anything else essential to the interpretation and understanding of this interview?

YES.....01 (DESCRIBE BELOW)  
NO.....02

---

---

---

---

---

---

H-7. Sign your name and record your field interviewer identification number. You have completed the interview.

F.I. SIGNATURE: \_\_\_\_\_

F.I. ID #: |\_\_|\_\_|\_\_|\_\_|\_\_|\_\_| 01

DATE: |\_\_|\_\_| |\_\_|\_\_| |\_\_|\_\_|  
MO DAY YR

**RETURN TO CONTACT FORM AND RECORD FINAL RESULT IN SECTION C AND CIRCLE FINAL CODE IN SECTION D.**

**L NONRESPONSE OBSERVATIONS**

I-1. What is the final result of this case? (Circle One)

- 03 Refusal
- 04 Language Barrier
- 05 Mentally/Physically Disabled
- 06 Respondent Unavailable
- 07 No One in Room/at Home
- 08 Released From Hospital Without Contact
- 09 Scheduled Appointment
- 10 Other

I-2. Please explain this result code.

---

---

I-3. Which one of the following best describes this woman's racial background?

- 01 Black, African/American
- 02 White
- 03 Other
- 04 Don't know

I-4. Which one of the following best describes this woman's age? (INTERVIEWER: If you are able to ask exact age, record here: \_\_\_\_\_ years.)

- 01 16 or younger
- 02 17-30 years
- 03 31 or older
- 04 Don't know

I-5. Sign your name and record your field interviewer identification number.

F.I. SIGNATURE: \_\_\_\_\_

F.I. ID #: |\_\_|\_\_|\_\_|\_\_|\_\_|\_\_| 01

DATE: |\_\_|\_\_| |\_\_|\_\_| |\_\_|\_\_|  
MO DAY YR

**RETURN TO CONTACT FORM AND RECORD FINAL RESULT IN SECTION C AND CIRCLE FINAL CODE IN SECTION D.**



**ANSWER SHEET #1**

**C-1. About how old were you when you first tried a cigarette?**

Age when I first tried a cigarette..... |\_\_|\_\_|

Never tried a cigarette.....91

**C-2. About how old were you when you first started smoking cigarettes daily?**

Age when I first started smoking cigarettes daily..... |\_\_|\_\_|

Never smoked daily.....91

**C-3. When was the last time you smoked a cigarette?**

Within the past week (7 days).....01

Within the past month (30 days).....02

1 or more months ago, but less than

3 months ago.....03

3 or more months ago, but less than

6 months ago.....04

6 or more months ago, but less than

1 years ago.....05

1 or more years ago, but less than

3 years ago.....06

3 or more years ago.....07

Never smoked a cigarette in my life.....91

**C-4. How many cigarettes did you smoke per day, on average, during this pregnancy?**

Less Than One Cigarette a Day.....01

1 to 5 Cigarettes a Day.....02

About 1/2 Pack a Day (6 to 15 Cigarettes).....03

About 1 Pack a Day (16 to 25 Cigarettes).....04

About 1-1/2 Packs per Day (26 to

35 Cigarettes).....05

About 2 Packs or More a Day (over 35

Cigarettes).....06

Did Not Smoke During This Pregnancy.....91

**C-5. During any part of this pregnancy, did you live in the same house with anyone who smoked cigarettes?**

YES.....01

NO.....02

**C-6. About how old were you the first time you had a glass of beer or wine or a drink of liquor, such as whiskey, gin, or scotch? Do not include childhood sips that you might have had from an older person's drink.**

Age when I had my first drink of beer,  
 wine or liquor .....|\_|\_|

Never had a drink of beer, wine, or alcohol  
 in my life.....91

**C-7. When was the last time you drank any alcohol?**

Within the past week (7 days) .....01  
 Within the past month (30 days) .....02  
 1 or more months ago, but less than 3 months ago .....03  
 3 or more months ago, but less than 6 months ago.....04  
 6 or more months ago, but less than 1 year ago.....05  
 1 or more years ago, but less than 3 years ago .....06  
 3 or more years ago.....07  
 Never had a drink of beer, wine, or alcohol in my life.....91

**C-8. About how often, on average, did you drink alcohol during this pregnancy?**

Daily.....01  
 Almost Daily or 3 to 6 Days a Week.....02  
 1 to 2 Days a Week.....03  
 Several Times a Month.....04  
 Monthly or Less (but at least once).....05  
 Did Not Drink Alcohol During This  
 Pregnancy.....91

**C-9. During this pregnancy, about how many drinks did you usually have on those days when you were drinking?**

Usual Number of Drinks Per Day.....|\_|\_|

Did Not Drink Alcohol During This Pregnancy.....91



**ANSWER SHEET #2**

**C-10. About how old were you the first time you tried marijuana or hash?**

Age when I used marijuana or hash for the  
first time.....|\_|\_|

Never used marijuana or hash in my life.....91

**C-11. When was the last time you used marijuana or hash?**

Within the past week (7 days) .....01

Within the past month (30 days) .....02

1 or more months ago, but less than 3 months ago .....03

3 or more months ago, but less than 6 months ago.....04

6 or more months ago, but less than 1 year ago.....05

1 or more years ago, but less than 3 years ago .....06

3 or more years ago.....07

Never used marijuana or hash in my life.....91

**C-12. About how often, on average, did you use marijuana or hash during this pregnancy?**

Daily.....01

Almost daily or 3 to 6 days a week.....02

1 to 2 days a week.....03

Several times a month.....04

Monthly or less (but at least once).....05

Did not use marijuana or hash during this pregnancy.....91

**C-13. During any part of this pregnancy, did you live in the same house with anyone who smoked marijuana or hash?**

YES.....01

NO.....02

**C-14. About how old were you the first time you used "crack" cocaine?**

Age when I used "crack" cocaine for the first time.....|\_|\_|

Never used "crack" cocaine in my life.....91

**C-15. When was the last time you used "crack" cocaine?**

Within the past week (7 days) .....01

Within the past month (30 days) .....02

1 or more months ago, but less than 3 months ago .....03

3 or more months ago, but less than 6 months ago.....04

6 or more months ago, but less than 1 year ago.....05

1 or more years ago, but less than 3 years ago .....06

3 or more years ago.....07

Never used "crack" cocaine in my life.....91

**C-16. About how often, on average, did you use "crack" cocaine during this pregnancy?**

Daily.....01

Almost daily or 3 to 6 days a week.....02

1 to 2 days a week.....03

Several times a month.....04

Monthly or less (but at least once).....05

Did not use "Crack" cocaine during  
this pregnancy.....91

**C-17. Did you use "crack" cocaine within the 24 hours before your labor contractions started?**

YES .....01

NO .....02

**C-18. During this pregnancy, did you ever use "crack" cocaine to cause labor to start?**

YES .....01

NO .....02

**C-19. During any part of this pregnancy, did you live in the same house with anyone who smoked "crack" cocaine?**

YES.....01

NO.....02

ANSWER SHEET #3

C-20. About how old were you the first time you tried cocaine other than crack?

Age when I tried cocaine other than crack for the first time..... |\_\_|\_\_|

Never tried other forms of cocaine in my life.....91

C-21. When was the last time you used cocaine other than crack?

Within the past week (7 days) .....01

Within the past month (30 days) .....02

1 or more months ago, but less than 3 months ago.....03

3 or more months ago, but less than 6 months ago.....04

6 or more months ago, but less than 1 year ago.....05

1 or more years ago, but less than 3 years ago.....06

3 or more years ago.....07

Never tried other forms of cocaine in my life.....91

C-22. About how often, on average, did you use cocaine other than crack during this pregnancy?

Daily.....01

Almost Daily or 3 to 6 Days a Week.....02

1 to 2 Days a Week.....03

Several Times a Month.....04

Monthly or Less (but at least once).....05

Did Not Use Cocaine Other Than Crack During This

Pregnancy.....91

C-23. Did you use cocaine other than crack within the 24 hours before your labor contractions started?

YES .....01

NO .....02

C-24. During this pregnancy, did you ever use cocaine other than crack to cause labor to start?

YES .....01

NO .....02

**C-25. About how old were you the first time you used heroin?**

Age when I used heroin for the first time.....|\_|\_|

Never used heroin in my life.....91

**C-26. When was the last time you used heroin?**

Within the past week (7 days) .....01

Within the past month (30 days) .....02

1 or more months ago, but less than  
3 months ago .....03

3 or more months ago, but less than  
6 months ago.....04

6 or more months ago, but less than  
1 year ago.....05

1 or more years ago, but less than  
3 years ago.....06

3 or more years ago.....07

Never tried heroin in my life.....91

**C-27. About how often, on average, did you use heroin during this pregnancy?**

Daily.....01

Almost Daily or 3 to 6 Days a Week.....02

1 to 2 Days a Week.....03

Several Times a Month.....04

Monthly or Less (but at least once).....05

Did Not Use Heroin During This Pregnancy.....91

**C-28. Did you ever smoke heroin during this pregnancy?**

YES .....01

NO .....02

---

**C-29. During this pregnancy, which of these other drugs, if any, did you use?  
(CIRCLE ALL THAT APPLY)**

INHALANTS.....01

(Glue, Amyl Nitrite, Poppers, Aerosol Sprays)

HALLUCINOGENS.....02

(LSD, PCP, Peyote, Mescaline, Ecstasy)

METHADONE OBTAINED AS PART OF A  
TREATMENT PROGRAM.....03

METHADONE OBTAINED FROM  
ANOTHER SOURCE.....04

SMOKABLE METHAMPHETAMINE.....05  
(Ice)

DID NOT USE ANY OF THESE DRUGS DURING  
THIS PREGNANCY.....91

**ANSWER SHEET #4**

**C-30. About how old were you the first time you took a stimulant for nonmedical reasons?**

Age when I first used a stimulant for a  
non-medical reason.....|\_|\_|  
Never used a stimulant for a non-medical  
reason in my life.....91

**C-31. When was the last time you took any stimulant for nonmedical reasons?**

Within the past week (7 days) .....01  
Within the past month (30 days) .....02  
1 or more months ago, but less than  
3 months ago .....03  
3 or more months ago, but less than  
6 months ago.....04  
6 or more months ago, but less than  
1 year ago.....05  
1 or more years ago, but less than  
3 years ago .....06  
3 or more years ago.....07  
Never used a stimulant for a non-medical  
reason in my life.....91

**C-32. Did you take any stimulant for nonmedical reasons during this pregnancy?**

YES .....01  
NO .....02

**C-33. About how old were you the first time you took a sedative, tranquilizer, or analgesic for nonmedical reasons?**

Age when I first used a sedative, tranquilizer,  
or analgesic for a non-medical reason..... |\_\_|\_\_|

Never used a sedative, tranquilizer, or analgesic  
for a non-medical reason in your life.....91

**C-34. When was the last time you took a sedative, tranquilizer, or analgesic for nonmedical reasons?**

Within the past week (7 days) .....01

Within the past month (30 days) .....02

1 or more months ago, but less than  
3 months ago .....03

3 or more months ago, but less than  
6 months ago.....04

6 or more months ago, but less than  
1 year ago.....05

1 or more years ago, but less than  
3 years ago.....06

3 or more years ago.....07

Never used a sedative, tranquilizer, or  
analgesic for a non-medical reason  
in my life.....91

**C-35. Did you take a sedative, tranquilizer, or analgesic for nonmedical reasons during this pregnancy?**

YES .....01

NO .....02

**ANSWER SHEET #5**

**D-1. During this pregnancy, which of these drugs, if any, did you use at the same time or within a couple of hours of when you drank beer, wine, or liquor?**  
**(CIRCLE ALL THAT APPLY)**

- CIGARETTES.....01
  - ALCOHOL.....02  
(Beer, Wine, Hard Liquor)
  - MARIJUANA.....03  
(Reefer, Hash, THC)
  - INHALANTS.....04  
(Glue, Amyl Nitrite, Poppers, Aerosol Sprays)
  - CRACK COCAINE.....05
  - OTHER COCAINE.....06
  - HALLUCINOGENS.....07  
(LSD, PCP, Peyote, Mescaline, Ecstasy)
  - HEROIN.....08
  - SMOKABLE METHAMPHETAMINE.....09  
(Ice)
  - OTHER STIMULANTS.....10  
(Amphetamines, Forms of Metham-  
phetamines Other Than Ice, Preludin,  
Uppers, Speed)
  - SEDATIVES.....11  
(Barbiturates, Sleeping Pills,  
Seconal, Downers)
  - TRANQUILIZERS.....12  
(Librium, Valium, Benzodiazepine)
  - ANALGESICS.....13  
(Darvon, Demerol, Talwin, Talacen)
  - OTHER (SPECIFY): .....14
- 
- METHADONE OBTAINED AS PART OF A  
TREATMENT PROGRAM.....15
  - METHADONE OBTAINED FROM ANOTHER  
SOURCE.....16
  - DID NOT USE DRUGS WITH ALCOHOL  
DURING THIS PREGNANCY.....00

**D-2. Have you ever used a needle to get any drug injected under your skin, into a muscle, or into a vein for nonmedical reasons?**

- YES.....01
- NO.....02

**D-3. When was the last time you took any drug with a needle for nonmedical reasons?**

- Within the past week (7 days) .....01
- Within the past month (30 days) .....02
- 1 or more months ago, but less than  
3 months ago .....03
- 3 or more months ago, but less than  
6 months ago.....04
- 6 or more months ago, but less than  
1 year ago.....05
- 1 or more years ago, but less than  
3 years ago .....06
- 3 or more years ago.....07
- Never used a needle for a non-medical  
reason in my life.....91

**D-4. Did you take any drug with a needle for nonmedical reasons during this pregnancy?**

YES .....01

NO .....02

**D-5. How much do you think women risk harming the fetus or themselves physically or in other ways for each of the following activities? (CIRCLE ONE NUMBER ON EACH LINE).**

	<u>No Risk</u>	<u>Slight Risk</u>	<u>Moderate Risk</u>	<u>Great Risk</u>
D-5a. Smoking Marijuana During Pregnancy?.....01		02	03	04
D-5b. Using "Crack" During Pregnancy?.....01		02	03	04
D-5c. Using Other Cocaine During Pregnancy?....01		02	03	04
D-5d. Drinking Regularly During Pregnancy.....01		02	03	04
D-5e. Smoking Cigarettes During Pregnancy?.....01		02	03	04



**ANSWER SHEET #6**

**E-1. How many times in your life have you been treated for problems related to your alcohol or drug use?**

Number of times you have been treated for alcohol or drug problems.....|\_!\_|

Never treated for alcohol or drug problems in my life.....91

**E-2. Think of the last time you received treatment or counseling. Was this treatment or counseling for alcohol problems or drug problems?**

Alcohol Problems.....01  
Drug Problems.....02  
Both .....03  
Never treated for alcohol or drug problems in my life.....91

**E-3. Did you ever apply or ask for treatment or counseling for drug or alcohol problems during this pregnancy?**

YES .....01  
NO .....02

**E-4. Did you receive treatment or counseling (related to your alcohol/drug use) during this pregnancy?**

YES .....01  
NO .....02



DC MADS - Study 9

Part I  
Mother's Record Abstract

Abstractor ID: |\_|\_|

Subject ID

Date Abstracted: |\_|\_|-|\_|\_|-|\_|\_|  
MO DA YR

|\_|\_|\_|

Time Started: |\_|\_| : |\_|\_| AM ..... 1  
PM ..... 2

Time Ended: |\_|\_| : |\_|\_| AM ..... 1  
PM ..... 2  
(Circle 1 = am, or 2 = pm)

Time to Complete \_\_\_ minutes

**DEMOGRAPHIC INFORMATION**

1. Mother's Date of Birth..... |\_|\_|-|\_|\_|-|\_|\_|  
MO DA YR

999999 = Unknown/Not Mentioned

2. Race

- White ..... 1
- Black/African American ..... 2
- Asian/Pacific Islander ..... 3
- Aleut/Eskimo/American Indian ..... 4
- Other (SPECIFY) ..... 8
- Unknown/Not Mentioned ..... 9

**ADMISSION/DISCHARGE INFORMATION**

3. Date of Admission ..... |\_|\_|-|\_|\_|-|\_|\_|  
MO DA YR

999999 = Unknown/Not Mentioned

4. Method of Payment

- Private Insurance/HMO ..... 1
- Medicaid/Medicaid HMO ..... 2
- Self-paid by patient/relative ..... 3
- State or local assistance ..... 4
- Other ..... 8
- Unknown/No Mention ..... 9

5. DISCHARGE DIAGNOSES

DISCHARGE DIAGNOSES	FOR OFFICE USE ONLY ICD-9-CM CODES
<hr/> <hr/>	01 <input type="text"/> <input type="text"/> <input type="text"/> <input type="text"/> <input type="text"/> <input type="text"/> <input type="text"/> <input type="text"/> <input type="text"/> <input type="text"/> <input type="text"/> <input type="text"/>
<hr/> <hr/>	02 <input type="text"/> <input type="text"/> <input type="text"/> <input type="text"/> <input type="text"/> <input type="text"/> <input type="text"/> <input type="text"/> <input type="text"/> <input type="text"/> <input type="text"/> <input type="text"/>
<hr/> <hr/>	03 <input type="text"/> <input type="text"/> <input type="text"/> <input type="text"/> <input type="text"/> <input type="text"/> <input type="text"/> <input type="text"/> <input type="text"/> <input type="text"/> <input type="text"/> <input type="text"/>
<hr/> <hr/>	04 <input type="text"/> <input type="text"/> <input type="text"/> <input type="text"/> <input type="text"/> <input type="text"/> <input type="text"/> <input type="text"/> <input type="text"/> <input type="text"/> <input type="text"/> <input type="text"/>
<hr/> <hr/>	05 <input type="text"/> <input type="text"/> <input type="text"/> <input type="text"/> <input type="text"/> <input type="text"/> <input type="text"/> <input type="text"/> <input type="text"/> <input type="text"/> <input type="text"/> <input type="text"/>
<hr/> <hr/>	06 <input type="text"/> <input type="text"/> <input type="text"/> <input type="text"/> <input type="text"/> <input type="text"/> <input type="text"/> <input type="text"/> <input type="text"/> <input type="text"/> <input type="text"/> <input type="text"/>
<hr/> <hr/>	07 <input type="text"/> <input type="text"/> <input type="text"/> <input type="text"/> <input type="text"/> <input type="text"/> <input type="text"/> <input type="text"/> <input type="text"/> <input type="text"/> <input type="text"/> <input type="text"/>
<hr/> <hr/>	08 <input type="text"/> <input type="text"/> <input type="text"/> <input type="text"/> <input type="text"/> <input type="text"/> <input type="text"/> <input type="text"/> <input type="text"/> <input type="text"/> <input type="text"/> <input type="text"/>
<hr/> <hr/>	09 <input type="text"/> <input type="text"/> <input type="text"/> <input type="text"/> <input type="text"/> <input type="text"/> <input type="text"/> <input type="text"/> <input type="text"/> <input type="text"/> <input type="text"/> <input type="text"/>
<hr/> <hr/>	10 <input type="text"/> <input type="text"/> <input type="text"/> <input type="text"/> <input type="text"/> <input type="text"/> <input type="text"/> <input type="text"/> <input type="text"/> <input type="text"/> <input type="text"/> <input type="text"/>

6. Date of Mother's Discharge ..... |\_\_|\_\_|\_|-|\_\_|\_\_|\_|-|\_\_|\_\_|\_|  
MO DA YR

000000 = Still Hospitalized (Skip to Q.8)  
999999 = Unknown/Not Mentioned

7. Disposition at Discharge

- Sent Home ..... 1
- Transferred to Other Hospital ..... 2
- Maternal Death ..... 3
- (INDICATE DATE OF DEATH AS DATE OF DISCHARGE IN Q.6) (Skip to Q.9)
- Other ..... 8
- Unknown/Not Mentioned ..... 9

8. Referred for Treatment of Substance Abuse Problem During This Stay

- Yes (Specify Drug or Substance) \_\_\_\_\_ 1
- No ..... 2
- Unknown/Not Mentioned ..... 9

**DELIVERY INFORMATION**

9. Labor Induced

- Yes ..... 1
- No ..... 2
- Unknown ..... 9

10. Type of Delivery

- Vaginal Delivery ..... 1
- Caesarean Section, Planned ..... 2
- Caesarean Section, Emergency or Unplanned ..... 3
- Caesarean Section, Unspecified ..... 4
- Other ..... 8
- Unknown/Not mentioned ..... 9

**CHRONIC DISEASES** (Circle the correct code)

	<u>Yes</u>	<u>No</u>	<u>No Mention</u>
11. Anemia .....	1	2	9
12. Gestational Diabetes.....	1	2	9
13. Other Diabetes.....	1	2	9
14. Heart/Cardiac Problems .....	1	2	9
15. HIV/AIDS .....	1	2	9
16. Hypertension.....	1	2	9
17. Sickle Cell Disease or Sickle Cell Anemia.....	1	2	9
18. STD (Sexually Transmitted Diseases) .....	1	2	9

**DRUG HISTORY DURING THIS PREGNANCY** (CIRCLE THE CORRECT CODES)

19. Substances/Illicit Drugs Used During This Pregnancy

<b>SUBSTANCE/DRUG</b>		<u>Yes</u>	<u>No</u>	<u>No Mention</u>
19a.	Caffeine .....	1	2	9
19b.	Tobacco .....	1	2	9
19c.	Marijuana .....	1	2	9
19d.	Alcohol (ETOH).....	1	2	9
19e.	Methamphetamine/Amphetamine.....	1	2	9
19f.	Heroin .....	1	2	9
19g.	Opiates, Other Than Heroin .....	1	2	9
19h.	Methadone.....	1	2	9
19i.	Crack .....	1	2	9
19j.	Other Cocaine.....	1	2	9
19k.	PCP (Phencyclidine) etc.....	1	2	9

**URINE TOXICOLOGY SCREEN(S) DURING THIS PREGNANCY**

Yes  
1

No  
2 (BOX A)

20. Evidence of Urine Toxicology Screens Done or Ordered....

	Date Specimen Collected	Drug Tested	Results						
21a.	<table border="1"> <tr> <td> _ _ </td> <td> _ _ </td> <td> _ _ </td> </tr> <tr> <td>MO</td> <td>DA</td> <td>YR</td> </tr> </table>	_ _	_ _	_ _	MO	DA	YR	Marijuana*	Confirmed Positive ... 1 Negative ..... 2 No Mention ..... 9
_ _	_ _	_ _							
MO	DA	YR							
21b.	<table border="1"> <tr> <td> _ _ </td> <td> _ _ </td> <td> _ _ </td> </tr> <tr> <td>MO</td> <td>DA</td> <td>YR</td> </tr> </table>	_ _	_ _	_ _	MO	DA	YR	Cocaine**	Confirmed Positive ... 1 Negative ..... 2 No Mention ..... 9
_ _	_ _	_ _							
MO	DA	YR							
21c.	<table border="1"> <tr> <td> _ _ </td> <td> _ _ </td> <td> _ _ </td> </tr> <tr> <td>MO</td> <td>DA</td> <td>YR</td> </tr> </table>	_ _	_ _	_ _	MO	DA	YR	Opiates***	Confirmed Positive ... 1 Negative ..... 2 No Mention ..... 9
_ _	_ _	_ _							
MO	DA	YR							
21d.	<table border="1"> <tr> <td> _ _ </td> <td> _ _ </td> <td> _ _ </td> </tr> <tr> <td>MO</td> <td>DA</td> <td>YR</td> </tr> </table>	_ _	_ _	_ _	MO	DA	YR	Amphetamines****	Confirmed Positive ... 1 Negative ..... 2 No Mention ..... 9
_ _	_ _	_ _							
MO	DA	YR							
21e.	<table border="1"> <tr> <td> _ _ </td> <td> _ _ </td> <td> _ _ </td> </tr> <tr> <td>MO</td> <td>DA</td> <td>YR</td> </tr> </table>	_ _	_ _	_ _	MO	DA	YR	PCP*****	Confirmed Positive ... 1 Negative ..... 2 No Mention ..... 9
_ _	_ _	_ _							
MO	DA	YR							

- \* Tetrahydrocannabinol (THC) - (Marijuana metabolite)
- \*\* Benzoylcegonine (Cocaine metabolite)
- \*\*\* Opiates (morphine, codeine)
- \*\*\*\* Amphetamines/Methamphetamine
- \*\*\*\*\* Phencyclidine





DC MADS - Study 9

Part II  
Infant's Record Abstract

Abstractor ID: |\_|\_|

Date Abstracted: |\_|\_|-|\_|\_|-|\_|\_|  
MO DA YR

Time Started: |\_|\_|:|\_|\_|- AM.....1  
PM.....2

Time Ended: |\_|\_|:|\_|\_|- AM.....1  
PM.....2  
(Circle 1 = am, or 2 = pm)

Time to Complete \_\_\_ minutes

INFANT NUMBER |\_| OF |\_|

DEMOGRAPHIC INFORMATION

1. Date of Birth ..... |\_|\_|-|\_|\_|-|\_|\_|  
MO DA YR

2. Infant's Race

- White ..... 1
- Black/African American ..... 2
- Asian/Pacific Islander ..... 3
- Aleut/Eskimo/American Indian ..... 4
- Other (SPECIFY) ..... 8
- Unknown/Not Mentioned ..... 9





















3. Gender

- Male ..... 1
- Female ..... 2

BIRTH/DISCHARGE INFORMATION

4. Apgar Score ..... AT 1 MIN: |\_|\_|  
AND  
AT 5 MIN: |\_|\_|  
(99 = Unknown/Not Mentioned)

5. DISCHARGE DIAGNOSES

DISCHARGE DIAGNOSES/PROCEDURES	ICD-9-CM CODES
<hr/> <hr/>	01  
<hr/> <hr/>	02  
<hr/> <hr/>	03  
<hr/> <hr/>	04  
<hr/> <hr/>	05  
<hr/> <hr/>	06  
<hr/> <hr/>	07  
<hr/> <hr/>	08  
<hr/> <hr/>	09  
<hr/> <hr/>	10  

6. Birthweight .....|\_|\_|\_|\_| GM  
 OR  
 |\_|\_| LB |\_|\_| OZ  
 9999 = Unknown/Not Mentioned

7. Length at Birth .....|\_|\_|.|\_| IN = 1  
 CM = 2  
 (Record Length, Then Circle 1=IN or 2=CM)  
 999 = Unknown/Not Mentioned

8. Head Circumference at Birth .....|\_|\_|.|\_| IN = 1  
 CM = 2  
 (Record Head Circumference, Then Circle 1=IN or 2=CM)  
 999 = Unknown/Not Mentioned

9. Single/Multiple Birth

Singleton .....	1
Twins .....	2
Triplets or more .....	3

10. Resuscitation at delivery:

None .....	1
Aspiration with bulb syringe or catheter .....	2
No. 2 plus oxygen .....	3
No. 2 and 3 plus intermittent positive airway pressure (IPPV) ventilation with mask and bag .....	4
No. 2 and 3 plus intermittent positive airway pressure (IPPV) ventilation with endotracheal tube .....	5
Other .....	8
Unknown/Not Mentioned .....	9

11. Date of Discharge of Infant .....|\_|\_|-|\_|\_|-|\_|\_|  
 MO DA YR  
 000000 = Still Hospitalized (Skip to Q13)  
 999999 = Unknown/Not Mentioned

12. Infant's Status/Disposition at Discharge

With Mother/Father .....	1
A Relative Other Than Mother/Father/Adoptive Parent .....	2
Foster Care or Children's Welfare Services/Protective Services .....	3
Transferred to Another Hospital .....	4
Deceased .....	5
(IF DECEASED, INDICATE DATE OF DEATH AS DATE OF DISCHARGE IN Q.11)	
Other .....	8
Unknown/Not Mentioned .....	9

**LEVEL OF CARE**

	<u>Yes</u>	<u>No</u>	<u>Unknown</u>
13. Normal Newborn Nursery	1	2	9
14. Other Special Unit (i.e., Transitional Nursery)	1	2	9
15. NICU*	1	2	9

16. Mentioned in the chart that the infant showed any of the following symptoms:

	<u>Yes</u>	<u>No</u>
Strokes or tremors.....	1	2
Impaired motor function.....	1	2
Poor nursing.....	1	2
High-pitched cry.....	1	2
Sweating.....	1	2
Hyperactivity.....	1	2
Irritability.....	1	2
"Drug withdrawal".....	1	2

**FIRST URINE TOXICOLOGY SCREEN**

	<u>Yes</u>	<u>No</u>
17. Evidence of Urine Toxicology Screen .....	1	2

18. First Screen Done

	<u>Date Specimen Collected</u>	<u>Drug Tested</u>	<u>Results</u>						
18a.	<table border="0"> <tr> <td> _ _ </td> <td> _ _ </td> <td> _ _ </td> </tr> <tr> <td>MO</td> <td>DA</td> <td>YR</td> </tr> </table>	_ _	_ _	_ _	MO	DA	YR	Marijuana*	Confirmed Positive... 1 Negative..... 2 No Mention..... 9
_ _	_ _	_ _							
MO	DA	YR							
18b.	<table border="0"> <tr> <td> _ _ </td> <td> _ _ </td> <td> _ _ </td> </tr> <tr> <td>MO</td> <td>DA</td> <td>YR</td> </tr> </table>	_ _	_ _	_ _	MO	DA	YR	Cocaine**	Confirmed Positive... 1 Negative..... 2 No Mention..... 9
_ _	_ _	_ _							
MO	DA	YR							
18c.	<table border="0"> <tr> <td> _ _ </td> <td> _ _ </td> <td> _ _ </td> </tr> <tr> <td>MO</td> <td>DA</td> <td>YR</td> </tr> </table>	_ _	_ _	_ _	MO	DA	YR	Opiates***	Confirmed Positive... 1 Negative..... 2 No Mention..... 9
_ _	_ _	_ _							
MO	DA	YR							
18d.	<table border="0"> <tr> <td> _ _ </td> <td> _ _ </td> <td> _ _ </td> </tr> <tr> <td>MO</td> <td>DA</td> <td>YR</td> </tr> </table>	_ _	_ _	_ _	MO	DA	YR	Amphetamines****	Confirmed Positive... 1 Negative..... 2 No Mention..... 9
_ _	_ _	_ _							
MO	DA	YR							
18e.	<table border="0"> <tr> <td> _ _ </td> <td> _ _ </td> <td> _ _ </td> </tr> <tr> <td>MO</td> <td>DA</td> <td>YR</td> </tr> </table>	_ _	_ _	_ _	MO	DA	YR	PCP*****	Confirmed Positive... 1 Negative..... 2 No Mention..... 9
_ _	_ _	_ _							
MO	DA	YR							

- \* Tetrahydrocannabinol (THC) - (Marijuana metabolite)
- \*\* Benzoylcegonine (Cocaine metabolite)
- \*\*\* Opiates (morphine, codeine)
- \*\*\*\* Amphetamines/Methamphetamine
- \*\*\*\*\* Phencyclidine

\* Neonatal Intensive Care Nursery; Intensive Care





***APPENDIX E***

**ALPHABETICAL LISTING OF INFANT FILE VARIABLES**





## ALPHABETICAL LISTING OF FILE VARIABLES - INFANTS

VARIABLE NAME	COLUMN LOCATION	VARIABLE LABEL AND CODE VALUE	PAGE
A_1	23-24	VISIT DR./NURSE FOR PRENATAL CARE	42
A_10	121-122	STAYED OVERNIGHT IN HOSPITAL/PREGNANCY	49
A_10_A	123-124	#TIME HOSPITALIZED OVERNIGHT/PREGNANCY	49
A_11	125-127	WEIGHT BEFORE BECAME PREGNANT	49
A_12	128-130	WEIGHT JUST BEFORE DELIVERY	49
A_13_FT	131-132	HEIGHT IN FEET	49
A_13_IN	133-134	HEIGHT IN INCHES	50
A_14	135-136	#PREGNANCIES YOU HAVE HAD BEFORE	50
A_14_A	137-138	#PREGNANCIES ENDED WITH A LIVE BIRTH	50
A_14_C	139-140	WERE ALL OF THESE LIVE BIRTHS	50
A_15_A	141-142	PREGNANCIES ENDED WITH A MISCARRIAGE	50
A_15_B	143-144	#PREGNANCIES ENDED W/STILLBIRTH	51
A_15_C	145-146	#INDUCED ABORTIONS HAVE YOU HAD	51
A_15_D	147-148	#INDUCED ABORTIONS/FOR HEALTH REASON	51
A_1B	27-28	# PRENATAL VISITS/FOR PREGNANCY	42
A_1C	29-30	PLACE YOU WENT MOSTLY FOR PRENATAL CARE	43
A_1D_01	31-32	SERVICE/PREGNANCY TEST	43
A_1D_02	33-34	SERVICE/PRENATAL CHECKUPS	43
A_1D_03	35-36	SERVICE/LAB TESTS	44
A_1D_04	37-38	SERVICE/SONOGRAM/ULTRASOUND	44
A_1D_05	39-40	SERVICE/X-RAY	44
A_1D_06	41-42	SERVICE/AMNIOCENTESIS	44
A_1D_07	43-44	SERVICE/EMERGENCY VISITS	44
A_1D_08	45-46	SERVICE/OTHER	44
A_4	53-54	USE BIRTH CONTROL/MONTH/BECAME PREGNANT	45
A_5	59-60	FELT ABOUT BECOMING PREGNANT	45
A_6	61-62	THOUGHT ABOUT HAVING AN ABORTION	45
A_6A	63-64	CONTINUE PREGNANCY/BECAUSE ABORTION COST	46
A_7_01	65-66	MEDICAL PROBLEM/PREMATURE LABOR/CONTRACTIONS	46
A_7_02	67-68	MEDICAL PROBLEM/ANEMIA	46
A_7_03	69-70	MEDICAL PROBLEM/VAGINAL BLEEDING	46
A_7_04	71-72	MEDICAL PROBLEM/EXCESSIVE VOMITING	46
A_7_05	73-74	MEDICAL PROBLEM/TOXEMIA/PRE-ECLAMPSIA	46
A_7_06	75-76	MEDICAL PROBLEM/SUGAR DIABETES	46
A_7_07	77-78	MEDICAL PROBLEM/HEPATITIS/YELLOW JAUNDICE	46
A_7_08	79-80	MEDICAL PROBLEM/TUBERCULOSIS	46
A_7_09	81-82	MEDICAL PROBLEM/AIDS/ARC/HIV	46
A_7_10	83-84	MEDICAL PROBLEM/DEPRESSION	47
A_7_11	85-86	MEDICAL PROBLEM/ALCOHOL/DRUG RELATED PROB	47
A_7_12	87-88	MEDICAL PROBLEM/OTHER MEDICAL PROBLEM	47
A_7_SP	89-90	MEDICAL PROBLEM/OTHER SPECIFY	47
A_8_1	91-92	INFECTION/URINARY TRACT INFECTION	47
A_8_2	95-96	INFECTION/CHLAMYDIA	47
A_8_3	99-100	INFECTION/SYPHILIS	48
A_8_4	103-104	INFECTION/GONORRHEA	48
A_8_5	107-108	INFECTION/GENITAL HERPES	48
A_8_6	111-112	INFECTION/OTHER SEX TRANSMITTED DISEASE	48
A_8_SP	115-116	OTHER SEX TRANS DISEASE/SPECIFY	48
A_8A_1	93-94	TOOK ANTIBIOTICS/BLADDER INFECTION	47
A_8A_2	97-98	TOOK ANTIBIOTICS/CHLAMYDIA	47
A_8A_3	101-102	TOOK ANTIBIOTICS/SYPHILIS	48
A_8A_4	105-106	TOOK ANTIBIOTICS/GONORRHEA	48
A_8A_5	109-110	TOOK ANTIBIOTICS/GENITAL HERPES	48
A_8A_6	113-114	TOOK ANTIBIOTICS/OTHER SEX TRANS DISEASE	48
A_9	117-118	TOOK ANTIBIOTICS DURING PREGNANCY/OTHER REASON	48
A_9_SP	119-120	TYPE OF ANTIBIOTICS/SPECIFY	49
A_EDUC	613-614	ADULT EDUCATION	88
A17A1_0Z	151-152	BIRTH WEIGHT/OZS: BABY1	51
A17A1_LB	149-150	BIRTH WEIGHT/LBS: BABY1	51
A17A1_MF	155-156	SEX: BABY1	52
A17A1_YN	157-158	BABY DELIVERED MORE THAN 2 WEEKS EARLY: BABY1	52
A17A2_LB	159-160	BIRTH WEIGHT/LBS: BABY2	52

## ALPHABETICAL LISTING OF FILE VARIABLES - INFANTS

VARIABLE NAME	COLUMN LOCATION	VARIABLE LABEL AND CODE VALUE	PAGE
A17A2_MF	165-166	SEX: BABY2	54
A17A2_OZ	161-162	BIRTH WEIGHT/OZS: BABY2	53
A17A2_YN	167-168	BABY DELIVERED MORE THAN 2 WEEKS EARLY: BABY2	54
A17A3_LB	169-170	BIRTH WEIGHT/LBS: BABY3	54
A17A3_MF	175-176	SEX: BABY3	55
A17A3_OZ	171-172	BIRTH WEIGHT/OZS: BABY 3	54
A17A3_YN	177-178	BABY DELIVERED MORE THAN 2 WEEKS EARLY: BABY3	55
A17A4_LB	179-180	BIRTH WEIGHT/LBS: BABY4	55
A17A4_MF	185-186	SEX: BABY4	56
A17A4_OZ	181-182	BIRTH WEIGHT/OZS: BABY4	55
A17A4_YN	187-188	BABY DELIVERED MORE THAN 2 WEEKS EARLY: BABY4	56
A17A5_LB	189-190	BIRTH WEIGHT/LBS: BABY 5	56
A17A5_MF	195-196	SEX: BABY 5	57
A17A5_OZ	191-192	BIRTH WEIGHT/OZS: BABY 5	56
A17A5_YN	197-198	BABY DELIVERED MORE THAN 2 WEEKS EARLY: BABY5	57
A17A6_LB	199-200	BIRTH WEIGHT/LBS: BABY 6	57
A17A6_MF	205-206	SEX: BABY 6	58
A17A6_OZ	201-202	BIRTH WEIGHT/OZS: BABY 6	57
A17A6_YN	207-208	BABY DELIVERED MORE THAN 2 WEEKS EARLY: BABY6	58
A17A7_LB	209-210	BIRTH WEIGHT/LBS: BABY 7	58
A17A7_MF	215-216	SEX: BABY 7	58
A17A7_OZ	211-212	BIRTH WEIGHT/OZS: BABY 7	58
A17A7_YN	217-218	BABY DELIVERED MORE THAN 2 WEEKS EARLY: BABY8	58
A17A8_LB	219-220	BIRTH WEIGHT/LBS: BABY 8	59
A17A8_MF	225-226	SEX: BABY 8	59
A17A8_OZ	221-222	BIRTH WEIGHT/OZS: BABY 8	59
A17A8_YN	227-228	BABY DELIVERED MORE THAN 2 WEEKS EARLY: BABY8	59
A17A9_LB	229-230	BIRTH WEIGHT/LBS: BABY 9	59
A17A9_MF	235-236	SEX: BABY 9	59
A17A9_OZ	231-232	BIRTH WEIGHT/OZS: BABY 9	59
A17A9_YN	237-238	BABY DELIVERED MORE THAN 2 WEEKS EARLY: BABY9	59
A4_A_1	55-56	SPECIFY/KIND OF BIRTH CONTROL # 1	45
A4_A_2	57-58	SPECIFY/KIND OF BIRTH CONTROL # 2	45
AGE	615-616	MOTHER'S AGE GROUP	88
AGE_YR	617-618	MOTHER'S AGE CALCULATED FROM YEAR ONLY	88
ALC_AMT	619-627	AMT ALCOHOL USED DURING PREGNANCY, IN OUNCES	89
ALC_AMT3	628-629	AMOUNT OF ALCOHOL USE DURING PREGNANCY	89
ALC_CAT	630-631	CATEGORY OF ALCOHOL USE DURING PREGNANCY	89
ALC_DAY	632-640	NUMBER OF DAYS DRANK DURING PREGNANCY	89
ALCFLAG	641-642	ALCOHOL USE EVER	89
ALCMON	643-644	ALCOHOL USE PAST MONTH	89
ALCPREG	645-646	ALCOHOL USE DURING PREGNANCY	90
ALCYR	647-648	ALCOHOL USE PAST 12 MONTHS	90
ANYBWG	649-650	LOWEST BW/GEST AGE FOR EITHER BABY	90
ANYBWT	651-652	LOWEST BIRTHWEIGHT CATEGORY, EITHER BABY	90
ANYCARE	653-654	PRENATAL CARE	90
ANYFLAG	655-656	ANY ILLICIT DRUG USE EVER	90
ANYMON	657-658	ANY ILLICIT DRUG USE PAST MONTH	90
ANYPREG	659-660	ANY ILLICIT DRUG USE DURING PREGNANCY	90
ANYR	661-662	ANY ILLICIT DRUG USE PAST 12 MONTHS	90
AV_ETHAN	663-670	AVG DAILY ETHANOL INTAKE DURING PREGNANCY IN OZ	90
B_2	241-242	CURRENT MARITAL STATUS	60
B_3	243-244	HISPANIC/SPANISH ORIGIN/DESCENT	60
B_4	245-246	RACIAL BACKGROUND	60
B_5	247-248	HIGHEST LEVEL/LAST GRADE COMPLETED/SCH	61
B_6	249-250	#PEOPLE REGULARLY LIVE WITH/INCLUDE SELF	61
B_7	251-252	#PEOPLE UNDER THE AGE OF 18	61
BABYNUM	1-4	INFANT IDENTIFICATION NUMBER	41
BIRTHWT	671-672	BIRTHWEIGHT CLASS	91
BW_GEST	673-674	COMBINED BIRHWEIGHT/GESTATIONAL AGE	91
BWGRAMS	675-678	BIRTHWEIGHT IN GRAMS	91
C_1	253-254	YOUR AGE WHEN FIRST TRIED A CIGARETTE	61

## ALPHABETICAL LISTING OF FILE VARIABLES - INFANTS

VARIABLE NAME	COLUMN LOCATION	VARIABLE LABEL AND CODE VALUE	PAGE
C_10	271-272	AGE/FIRST TIME TRIED MARIJUANA/HASH	64
C_11	273-274	LAST TIME YOU USED MARIJUANA/HASH	64
C_12	275-276	HOW OFTEN USED MARIJUANA/THIS PREGNANCY	65
C_13	277-278	LIVED IN SAME HOUSE W/ONE WHO SMOKE HASH	65
C_14	279-280	AGE/FIRST TIME USED "CRACK" COCAINE	65
C_15	281-282	LAST TIME YOU USED "CRACK" COCAINE	65
C_16	283-284	HOW OFTEN USED "CRACK" COCAINE/PREGNANCY	66
C_17	285-286	USED "CRACK" COCAINE 24 HRS/BEFORE LABOR	66
C_18	287-288	USE "CRACK" COCAINE TO CAUSE LABOR START	66
C_19	289-290	LIVE IN HOUSE W/ONE/WHO SMOKED COCAINE	66
C_2	255-256	AGE/FIRST START SMOKING CIGARETTE DAILY	62
C_20	291-292	AGE/FIRST USED COCAINE OTHER THAN CRACK	66
C_21	293-294	LAST USED COCAINE OTHER THAN CRACK	67
C_22	295-296	AVG. USE/COCAINE OTHER THAN CRACK/PREG	67
C_23	297-298	USE COCAINE(NOT CRACK)24 HR/BEFORE LABOR	67
C_24	299-300	USE COCAINE(NOT CRACK)CAUSE LABOR START	67
C_25	301-302	AGE/FIRST TIME YOU USED HEROIN	67
C_26	303-304	LAST TIME YOU USED HEROIN	67
C_27	305-306	HOW OFTEN USED HEROIN/THIS PREGNANCY	68
C_28	307-308	SMOKED HEROIN DURING THIS PREGNANCY	68
C_29_01	309-310	USED INHALANTS/DURING PREGNANCY	68
C_29_02	311-312	USED HALLUCINOGENS/DURING PREGNANCY	68
C_29_03	313-314	METHADONE/TREAT PROG/DURING PREGNANCY	68
C_29_04	315-316	METHADONE OTHER/DURING PREGNANCY	68
C_29_05	317-318	SMOKABLE METHAMPHETAMINE/DURING PREG	68
C_29_91	319-320	DID NOT USED ANY DRUGS/THIS PREGNANCY	68
C_3	257-258	LAST TIME YOU SMOKED A CIGARETTE	62
C_30	321-322	AGE/FIRST TIME TOOK STIMULANT/NONMEDICAL	69
C_31	323-324	LAST TIME TOOK STIMULANT/NONMEDICAL	69
C_32	325-326	TOOK STIMULANT DURING THIS PREGNANCY	69
C_33	327-328	AGE/FIRST TIME TOOK SED/TRANQ/ANALG	69
C_34	329-330	LAST TIME TOOK SED/TRANQ/ANALG	69
C_35	331-332	TOOK SEDATIVE DURING THIS PREGNANCY	70
C_4	259-260	#CIGARETTE SMOKED A DAY/THIS PREGNANCY	63
C_5	261-262	LIVE IN SAME HOUSE W/ONE WHO SMOKED/PREG	63
C_6	263-264	AGE/FIRST TIME HAD GLASS OF BEER/WINE/LIQUOR	63
C_7	265-266	LAST TIME YOU DRANK ANY ALCOHOL	63
C_8	267-268	HOW OFTEN YOU DRANK ALCO/THIS PREGNANCY	64
C_9	269-270	#DRINKS USUALLY HAD/THIS PREGNANCY	64
CIG_AMT	679-680	AMOUNT OF CIGARETTE USE	91
CIGFLAG	681-682	CIGARETTE USE EVER	91
CIGMON	683-684	CIGARETTE USE PAST MONTH	91
CIGPREG	685-686	CIGARETTE USE DURING PREGNANCY	91
CIGYR	687-688	CIGARETTE USE PAST 12 MONTHS	91
COCFLAG	689-690	COCAINE-ANY USE EVER	91
COCMON	691-692	COCAINE-ANY PAST MONTH	92
COCPREG	693-694	COCAINE-ANY USE DURING PREGNANCY	92
COCYR	695-696	COCAINE-ANY USE PAST 12 MONTHS	92
CONTRA	707-708	TYPE OF CONTRACEPTIVE USED	92
COQ_FRQ	697-698	FREQUENCY OF COCAINE OTHER THAN CRACK USE	92
COOFLAG	699-700	COCAINE-OTHER THAN CRACK USE EVER	92
COOMON	701-702	COCAINE-OTHER PAST MONTH	92
COOPREG	703-704	COCAINE-OTHER THAN CRACK USE DURING PREGNANCY	92
COOYR	705-706	COCAINE-OTHER THAN CRACK USE PAST 12 MONTHS	92
CRK_FRQ	709-710	FREQUENCY OF CRACK USE	92
CRKFLAG	711-712	COCAINE-CRACK USE EVER	93
CRKMON	713-714	COCAINE-CRACK PAST MONTH	93
CRKPREG	715-716	COCAINE-CRACK USE DURING PREGNANCY	93
CRKYR	717-718	COCAINE-CRACK USE PAST 12 MONTHS	93
D_1_01	333-334	SMOKE CIGARETTE/W/ALCO/THIS PREGNANCY	70
D_1_02	335-336	USE ALCOHOL/DURING THIS PREGNANCY	70
D_1_03	337-338	USE MARIJUANA/W/ALCOHOL/THIS PREGNANCY	70

## ALPHABETICAL LISTING OF FILE VARIABLES - INFANTS

VARIABLE NAME	COLUMN LOCATION	VARIABLE LABEL AND CODE VALUE	PAGE
D_1_04	339-340	USE INHALANTS/W/ALCOHOL/THIS PREGNANCY	70
D_1_05	341-342	USE CRACK COCAINE/W/ALCO/THIS PREGNANCY	70
D_1_06	343-344	OTHER COCAINE/W/ALCOHOL/THIS PREGNANCY	70
D_1_07	345-346	USE HALLUCINOGENS/W/ALCOHOL/PREGNANCY	70
D_1_08	347-348	USED HEROIN/W/ALCOHOL/THIS PREGNANCY	70
D_1_09	349-350	SMOKE METHAMPHETAMINE/W/ALCO/PREGNANCY	71
D_1_10	351-352	OTHER STIMULANTS/W/ALCOHOL/PREGNANCY	71
D_1_11	353-354	USE SEDATIVES/W/ALCOHOL/THIS PREGNANCY	71
D_1_12	355-356	TRANQUILIZERS/W/ALCOHOL/THIS PREGNANCY	71
D_1_13	357-358	USE ANALGESICS/W/ALCOHOL/THIS PREGNANCY	71
D_1_14	359-360	USE OTHER/W/ALCOHOL/THIS PREGNANCY	71
D_1_15	361-362	METHADONE/DRUG PROG/W/ALCOHOL/PREGNANCY	71
D_1_16	363-364	METHADONE/W/ALCOHOL/THIS PREGNANCY	71
D_1_91	365-366	NOT USED DRUGS/W/ALCOHOL/THIS PREGNANCY	71
D_2	367-368	USED A NEEDLE TO INJECT DRUG/NONMEDICAL	71
D_3	369-370	LAST TIME TOOK DRUG W/NEEDLE/NONMEDICAL	72
D_4	371-372	TOOK DRUG W/NEEDLE/THIS PREGNANCY	72
D_5_A	373-374	RISK/SMOKING MARIJUANA DURING PREGNANCY	72
D_5_B	375-376	RISK/USING CRACK DURING PREGNANCY	72
D_5_C	377-378	RISK/USING OTHER COCAINE/PREGNANCY	72
D_5_D	379-380	RISK/DRINKING REGULARLY DURING PREGNANCY	72
D_5_E	381-382	RISK/SMOKING CIGARETTES DURING PREGNANCY	72
E_1	383-384	#TIME TREATED FOR ALCO/DRUG PROBLEM	73
E_2	385-386	LAST TREATMENT FOR DRUG OR ALCOHOL	73
E_3	387-388	APPLY FOR DRUG/ALCO TREAT/THIS PREGNANCY	73
E_4	389-390	RECEIVED DRUG TREATMENT/THIS PREGNANCY	73
F_1_A	391-392	EXPERIENCED SERIOUS DEPRESSION	73
F_1_B	393-394	SERIOUS DEPRESSION/PAST 30 DAYS	73
F_10	429-430	#TREATED AS OUTPATIENT/EMOTIONAL PROB	75
F_2_A	395-396	EXPERIENCED SERIOUS ANXIETY/TENSION	73
F_2_B	397-398	SERIOUS ANXIETY/TENSION/PAST 30 DAYS	73
F_3_A	399-400	EXPERIENCED HALLUCINATIONS	73
F_3_B	401-402	EXPERIENCED HALLUCINATIONS/PAST 30 DAYS	74
F_4_A	403-404	EXPERIENCED TROUBLE UNDERSTANDING	74
F_4_B	405-406	TROUBLE UNDERSTANDING/PAST 30 DAYS	74
F_5_A	407-408	TROUBLE CONTROLLING YOUR THOUGHTS	74
F_5_B	409-410	TROUBLE CONTROLLING THOUGHTS/PAST 30 DAY	74
F_6_A	411-412	ARGUMENTS/FIGHT WITH OTHER PEOPLE	74
F_6_B	413-414	ARGUMENTS/FIGHT W/OTHER PEOPLE/30 DAYS	74
F_7_A	415-416	FELT SUSPICIOUS/DISTRUSTFUL OF PEOPLE	74
F_7_B	417-418	FELT SUSPICIOUS OF PEOPLE/PAST 30 DAYS	74
F_8_A	419-420	EXPERIENCED SERIOUS THOUGHTS OF SUICIDE	74
F_8_A_A	423-424	EVER ATTEMPTED SUICIDE	75
F_8_A_B	425-426	ATTEMPTED SUICIDE/IN THE PAST 30 DAYS	75
F_8_B	421-422	SERIOUS THOUGHTS OF SUICIDE/PAST 30 DAYS	74
F_9	427-428	#TIME HOSPITALIZE FOR PSYCHOLOGICAL PROB	75
G_1	431-432	MAIN SOURCE OF PAYMENT FOR THIS DELIVERY	75
G_2_INCO	433-434	TOTAL/ANNUAL/HOUSEHOLD/GROSS INCOME/1991	75
G_3_1	435-436	HOUSEHOLD INCOME PAST YR/JOB/SELF-EMPLOY	76
G_3_10	451-452	HOUSEHOLD INCOME PAST YR/ALIMONY	77
G_3_11	453-454	HOUSEHOLD INCOME PAST YR/OTHER SOURCES	77
G_3_2	437-438	HOUSEHOLD INCOME PAST YR/ILLEGAL SOURCES	76
G_3_4	439-440	HOUSEHOLD INCOME PAST YR/SOCIAL SECURITY	76
G_3_5	441-442	HOUSEHOLD INCOME PAST YR/VET ADMINI PAY	76
G_3_6	443-444	HOUSEHOLD INCOME PAST YR/SSDI	76
G_3_7	445-446	HOUSEHOLD INCOME PAST YR/AFDC	76
G_3_8	447-448	HOUSEHOLD INCOME PAST YR/GA	77
G_3_9	449-450	HOUSEHOLD INCOME PAST YR/PUBLIC ASSIST	77
G_3_SP	455-456	HOUSEHOLD INCOME PAST YR/OTHER SOURCES SPECIFY	77
G3_GOV	719-720	ANY GOVERNMENT SOURCES OF INCOME	93
G3_NONE	721-722	NO SOURCES OF INCOME	93
G3_OTH	723-724	OTHER SOURCES OF INCOME	93

## ALPHABETICAL LISTING OF FILE VARIABLES - INFANTS

VARIABLE NAME	COLUMN LOCATION	VARIABLE LABEL AND CODE VALUE	PAGE
GESTAGE	725-726	GESTATIONAL AGE/CLASS	93
H_1	457-458	COMPLETED OR PARTIAL INTERVIEW	77
H_2	459-460	PLACE THE INTERVIEW CONDUCTED	77
H_3	461-462	OTHER PERSONS PRESENT DURING INTERVIEW	78
H_4_1	463-464	PRESENT DURING INTERVIEW/R'S ROOMMATE	78
H_4_2	465-466	PRESENT DURING INTERVIEW/VISITOR	78
H_4_3	467-468	PRESENT DURING INTERVIEW/HOSPITAL STAFF	78
H_4_4	469-470	PRESENT DURING INTERVIEW/OTHER	78
H_5_A	471-472	CONFIDENCE RATE IN R'S OBSTETRIC HISTORY	78
H_5_B	473-474	CONFIDENCE RATE IN R'S DEMOGRAPHICS	78
H_5_C	475-476	CONFIDENCE RATE IN R'S OVERALL INTERVIEW	78
H_6	477-478	ANYTHING ESSENTIAL/INTERPRET/UNDERSTAND	78
H_6_SP	479-480	ANYTHING ESSENTIAL/INTERPRET/UNDERSTAND SPECIFY	79
HEADCM	1000-1003	HEAD CIRCUMFERENCE AT BIRTH IN CENTIMETERS	107
HEADIN	996-999	HEAD CIRCUMFERENCE AT BIRTH IN INCHES	107
HERFLAG	727-728	HEROIN USE EVER	93
HERMON	729-730	HEROIN PAST MONTH	93
HERPREG	731-732	HEROIN USE DURING PREGNANCY	93
HERYR	733-734	HEROIN USE PAST 12 MONTHS	93
HH_INC	735-736	TOTAL/ANNUAL/HOUSEHOLD/GROSS INCOME/1991-	94
HH_SIZ18	737-738	PEOPLE LIVING WITH YOU UNDER 18-CATEGORICAL	94
HH_SIZE	739-740	PEOPLE REGULARLY LIVING WITH YOU-CATEGORICAL	94
HRDPRG	741-742	FREQUENCY OF CRACK OR OTHER COCAINE	94
I_COC	849-850	COCAINE AFFECTING FETUS (ICD-9)	100
I_DRUG	851-852	DRUG WITHDRAWAL (ICD-9)	100
I_INF	853-854	INFECTION (ICD-9)	100
I_JAUND	855-856	JAUNDICE (ICD-9)	100
I_RDS	857-858	RESPIRATORY DISTRESS SYNDROME (ICD-9)	100
I_RESP	859-860	OTHER RESPIRATORY PROBLEMS (ICD-9)	100
I_VENT	861-862	VENTILATION (ICD-9)	100
I10RESUS	1006-1007	RESUSCITATION AT DELIVERY	107
I11DIS	1008-1010	NUMBER OF DAYS BETWEEN BIRTH AND DISCHARGE	107
I12STAT	1011-1012	INFANT'S STATUS/DISPOSITION AT DISCHARGE	108
I13NORM	1013-1014	NORMAL NEWBORN NURSERY	109
I14SPEC	1015-1016	OTHER SPECIAL UNIT (I.E. TRANSITIONAL NURSERY)	109
I15NICU	1017-1018	NICU (NEONATAL INTENSIVE CARE NURSERY):	109
I16ASTR	1019-1020	MENTIONED THAT INFANT SHOWED SYMPTOMS:	109
I16BMTR	1021-1022	MENTIONED THAT INFANT SHOWED SYMPTOMS:	109
I16CNUR	1023-1024	MENTIONED THAT INFANT SHOWED SYMPTOMS:	109
I16DCRY	1025-1026	MENTIONED THAT INFANT SHOWED SYMPTOMS:	109
I16ESWT	1027-1028	MENTIONED THAT INFANT SHOWED SYMPTOMS: SWEAT	109
I16FHYP	1029-1030	MENTIONED THAT INFANT SHOWED SYMPTOMS:	110
I16GIRR	1031-1032	MENTIONED THAT INFANT SHOWED SYMPTOMS:	110
I16HDRG	1033-1034	MENTIONED THAT INFANT SHOWED SYMPTOMS:	110
I17EVID	1035-1036	EVIDENCE OF URINE TOXICOLOGY SCREEN	110
I18A	1037-1038	DAYS BETWEEN BIRTH AND SPECIMEN (MARIJUANA)	110
I18ARSLT	1039-1040	RESULTS OF DRUG TESTED: MARIJUANA	110
I18B	1041-1042	DAYS BETWEEN BIRTH AND SPECIMEN (COCAINE)	110
I18BRSLT	1043-1044	RESULTS OF DRUG TESTED: COCAINE	111
I18C	1045-1046	DAYS BETWEEN BIRTH AND SPECIMEN (OPIATES)	111
I18CRSLT	1047-1048	RESULTS OF DRUG TESTED: OPIATES	111
I18D	1049-1050	DAYS BETWEEN BIRTH AND SPECIMEN (AMPHETAMINES)	111
I18DRSLT	1051-1052	RESULTS OF DRUG TESTED: AMPHETAMINES	111
I18E	1053-1054	DAYS BETWEEN BIRTH AND SPECIMEN (PCP)	111
I18ERSLT	1055-1056	RESULTS OF DRUG TESTED: PCP	112
I3GEN	924-925	GENDER	102
I4_1MN	926-927	APGAR SCORE AT 1 MINUTE	102
I4_5MN	928-929	APGAR SCORE AT 5 MINUTES	102
I5CNTR	1059-1060	DISCHARGE DIAGNOSIS COUNTER	112
I6WTGM	980-983	BIRTHWEIGHT: GRAMS	106
I6WTLB	984-985	BIRTHWEIGHT: POUNDS	106
I6WTOZ	986-987	BIRTHWEIGHT: OUNCES	106

ALPHABETICAL LISTING OF FILE VARIABLES - INFANTS

VARIABLE NAME	COLUMN LOCATION	VARIABLE LABEL AND CODE VALUE	PAGE
I9BIRTH	1004-1005	SINGLE/MULTIPLE BIRTH	107
IAB_ANWT	901-913	INFANT ABSTRACT ANALYSIS WEIGHT VARIABLE	101
IB_ANWT	890-900	INFANT QUEx ANALYSIS WEIGHT VARIABLE	101
IB2_OTH	922-923	OTHER RACE SPECIFIED	102
IB2RACE	920-921	RACE	102
IB5_01A	930-934	DISCHARGE DIAGNOSIS 01A	103
IB5_02A	935-939	DISCHARGE DIAGNOSIS 02A	103
IB5_03A	940-944	DISCHARGE DIAGNOSIS 03A	103
IB5_04A	945-949	DISCHARGE DIAGNOSIS 04A	103
IB5_05A	950-954	DISCHARGE DIAGNOSIS 05A	104
IB5_06A	955-959	DISCHARGE DIAGNOSIS 06A	104
IB5_07A	960-964	DISCHARGE DIAGNOSIS 07A	105
IB5_08A	965-969	DISCHARGE DIAGNOSIS 08A	105
IB5_09A	970-974	DISCHARGE DIAGNOSIS 09A	105
IB5_10A	975-979	DISCHARGE DIAGNOSIS 10A	105
IBCOMPMM	914-915	TIME TO COMPLETE MINUTES	101
IBIRTHWT	1061-1062	BIRTH WT CATEGORY	112
IBWGRAMS	1063-1066	BIRTHWT IN GRAMS	112
ICMNTS	1057-1058	COMMENTS	112
IINFNUM	916-917	INFANT NUMBER	101
ITOTNUM	918-919	TOTAL NUMBER OF INFANTS	102
LONGCM	992-995	LENGTH AT BIRTH IN CENTIMETERS	107
LONGIN	988-991	LENGTH AT BIRTH IN INCHES	106
M_ANEMIA	743-744	ANEMIA IN MOTHER (ICD-9)	94
M_DRUG	745-746	DRUG ABUSE IN MOTHER (ICD-9)	94
M_FDIS	747-748	FETAL DISTRESS AFFECTING MOTHER (ICD-9)	94
M_GUI	749-750	GENITOURINARY INFECTION IN MOTHER (ICD-9)	94
M_HYPER	751-752	HYPERTENSION IN MOTHER (ICD-9)	94
M_IPC	753-754	INSUFFICIENT PRENATAL CARE IN MOTHER (ICD-9)	95
M_MENTAL	755-756	MENTAL DISORDER IN MOTHER (ICD-9)	95
M_RUPT	757-758	PREMATURE RUPTURE OF MEMBRANES IN MOTH (ICD-9)	95
M_VD	759-760	VENEREAL DISEASE IN MOTHER (ICD-9)	95
M10DEL	553-554	TYPE OF DELIVERY	84
M11ANEM	555-556	CHRONIC DISEASES: ANEMIA	85
M12GES	557-558	CHRONIC DISEASES: GESTATIONAL DIABETES	85
M13DIA	559-560	CHRONIC DISEASES: OTHER DIABETES	85
M14HRT	561-562	CHRONIC DISEASES: HEART/CARDIAC PROBLEMS	85
M15HIV	563-564	CHRONIC DISEASES: HIV/AIDS	85
M16HYP	565-566	CHRONIC DISEASES: HYPERTENSION	85
M17SKL	567-568	CHRONIC DISEASES: SICKLE CELL DISEASE OR ANEMIA	85
M18STD	569-570	CHRONIC DISEASES: STD	85
M19ACAF	571-572	SUBSTANCE/ILLCIT DRUGS DURING THIS PREG.:	85
M19BTOB	573-574	SUBSTANCE/ILLCIT DRUGS DURING THIS PREG.:	85
M19CMAR	575-576	SUBSTANCE/ILLCIT DRUGS DURING THIS PREG.:	86
M19DALC	577-578	SUBSTANCE/ILLCIT DRUGS DURING THIS PREG.: ALCOHOL	86
M19EAMP	579-580	SUBSTANCE/ILLCIT DRUGS DURING THIS PREG.:	86
M19FHER	581-582	SUBSTANCE/ILLCIT DRUGS DURING THIS PREG.: HEROIN	86
M19GOPI	583-584	SUBSTANCE/ILLCIT DRUGS DURING THIS PREG.:	86
M19HMET	585-586	SUBSTANCE/ILLCIT DRUGS DURING THIS PREG.:	86
M19ICRK	587-588	SUBSTANCE/ILLCIT DRUGS DURING THIS PREG.: CRACK	86
M19JCOC	589-590	SUBSTANCE/ILLCIT DRUGS DURING THIS PREG.:	86
M19KPCP	591-592	SUBSTANCE/ILLCIT DRUGS DURING THIS PREG.: PCP	87
M2_OTH	487-488	OTHER RACE SPECIFIED	80
M20EVID	593-594	EVIDENCE OF URINE TOXICOLOGY SCREENS DONE OR	87
M21ARSLT	595-596	RESULTS OF DRUG TESTED: MARIJUANA	87
M21BRSLT	597-598	RESULTS OF DRUG TESTED: COCAINE	87
M21CRSLT	599-600	RESULTS OF DRUG TESTED: OPIATES	87
M21DRSLT	601-602	RESULTS OF DRUG TESTED: AMPHETAMINES	87
M21ERSLT	603-604	RESULTS OF DRUG TESTED: PCP	87
M2RACE	485-486	RACE	80
M4PAY	491-492	METHOD OF PAYMENT	81
M5_01A	493-497	DISCHARGE DIAGNOSIS 01A	81

## ALPHABETICAL LISTING OF FILE VARIABLES - INFANTS

VARIABLE NAME	COLUMN LOCATION	VARIABLE LABEL AND CODE VALUE	PAGE
M5_02A	498-502	DISCHARGE DIAGNOSIS 02A	81
M5_03A	503-507	DISCHARGE DIAGNOSIS 03A	81
M5_04A	508-512	DISCHARGE DIAGNOSIS 04A	82
M5_05A	513-517	DISCHARGE DIAGNOSIS 05A	82
M5_06A	518-522	DISCHARGE DIAGNOSIS 06A	82
M5_07A	523-527	DISCHARGE DIAGNOSIS 07A	83
M5_08A	528-532	DISCHARGE DIAGNOSIS 08A	83
M5_09A	533-537	DISCHARGE DIAGNOSIS 09A	83
M5_10A	538-542	DISCHARGE DIAGNOSIS 10A	83
M5CNTR	611-612	DISCHARGE DIAGNOSIS COUNTER	88
M7DISPO	545-546	DISPOSITION AT DISCHARGE	84
M8_OTH	549-550	OTHER DRUG OR SUBSTANCE SPECIFIED	84
M8REFER	547-548	REFERRED FOR SUBS. ABUSE TREATMENT DURING	84
M9LABOR	551-552	LABOR INDUCED	84
MA_ANWT1	877-889	MOM ABSTRACT ANALYSIS WEIGHT VARIABLE	101
MARITAL	761-762	MARITAL STATUS	95
MBOXA_A1	605-606	NUMBER OF INFANT PART II FORMS ACCOMPANYING THIS	87
MBOXA_A2	607-608	WAS PRENATAL RECORD A PART OF THE MOTHER'S	87
MCOMPMN	481-482	TIME TO COMPLETE MINUTES	79
MED_USE	765-766	ANTIBIOTICS USED DURING PREGNANCY	95
MET_PAY	763-764	METHOD OF PAYMENT FOR HOSPITAL STAY	95
MOMNUM	5-8	MOTHER IDENTIFICATION NUMBER	41
MQ_ANWT1	865-876	MOM QUEX ANALYSIS WEIGHT VARIABLE	101
MRJ_FRQ	767-768	FREQUENCY OF MARIJUANA USE	95
MRJFLAG	769-770	MARIJUANA USE EVER	95
MRJMON	771-772	MARIJUANA PAST MONTH	95
MRJPREG	773-774	MARIJUANA USE DURING PREGNANCY	96
MRJYR	775-776	MARIJUANA USE PAST 12 MONTHS	96
MSPECPRO	609-610	DESCRIBE ANY SPECIAL PROBLEM IN COMPLETING	88
NOMJFLAG	777-778	ANY ILLICIT DRUG USE EXCEPT MJ - EVER	96
NOMJMON	779-780	ANY ILLICIT DRUG USE EXCEPT MJ - PAST MONTH	96
NOMJPREG	781-782	ANY ILLICIT DRUG USE EXCEPT MJ - PREGNANCY	96
NOMJYR	783-784	ANY ILLICIT DRUG USE EXCEPT MJ - PAST 12 MONTHS	96
PARITY	785-786	NUMBER OF PREVIOUS LIVE BIRTHS (from A_14_A)	96
PDRINK	787-794	PROBABILITY OF DRINKING ON A GIVEN DAY	96
PN_CARE	795-796	WHERE RECEIVED MOST PRENATAL CARE	96
PN_NUM	797-798	NUMBER OF PRENATAL VISITS	97
PN_TRI	799-800	TRIMESTER OF FIRST PRENATAL VISIT	97
PN_WK	801-802	WEEK OF FIRST PRENATAL VISIT	97
PR_USE3	803-804	DRUG USE DURING PREGNANCY	98
PR_USE8	805-806	DRUG USE DURING PREGNANCY	98
PSYFLAG	807-808	STIMULANT OR SED/TRANQ USE - EVER	98
PSYMON	809-810	STIMULANT OR SED/TRANQ USE - PAST MONTH	98
PSYPREG	811-812	STIMULANT OR SED/TRANQ USE - PREGNANCY	98
PSYYR	813-814	STIMULANT OR SED/TRANQ USE - PAST YEAR	98
Q1_MO	9-10	DATE OF DELIVERY/MONTH	41
Q2_GR	15-18	BIRTHWEIGHT/# GRAMS	42
Q2_LB	11-12	BIRTHWEIGHT/# POUNDS	41
Q2_OZ	13-14	BIRTHWEIGHT/# OUNCES	41
Q3_WK	19-20	GESTATIONAL AGE/# WEEKS	42
R1BIRT	815-816	VLBW VS. NORMAL	98
R2BIRT	817-818	ILBW VS. NORMAL	98
R3BIRT	819-820	LBW VS. NORMAL	98
RACE	821-822	RACE/ETHNICITY FROM QUESTIONNAIRE	99
RESIDE	823-824	RESIDENCE STATUS	99
RISKLEV2	825-826	RESPONDENT'S RISK LEVEL	99
SPANISH	21-22	SPANISH FORM (ENTER "S")	42
STAFLAG	827-828	SED/TRANQ/ANALG USE EVER	99
STAMON	829-830	SED/TRANQ/ANALG PAST MONTH	99
STAPREG	831-832	SED/TRANQ/ANALG USE DURING PREGNANCY	99
STATUS	835-836	STATUS VARIABLE	99
STAYR	833-834	SED/TRANQ/ANALG USE PAST 12 MONTHS	99

ALPHABETICAL LISTING OF FILE VARIABLES - INFANTS

VARIABLE NAME	COLUMN LOCATION	VARIABLE LABEL AND CODE VALUE	PAGE
STMFLAG	837-838	STIMULANT USE EVER	99
STMMON	839-840	STIMULANT PAST MONTH	99
STMPREG	841-842	STIMULANT USE DURING PREGNANCY	99
STMYR	843-844	STIMULANT USE PAST 12 MONTHS	99
STRATUM	863-864	STRATUM	101
TWINS	845-846	TWINS INDICATOR	100
XA_1A	25-26	WEEKS BETWEEN FIRST PRENATAL VISIT AND DELIVERY	42
XA_2	47-50	DAYS BETWEEN DR DUE DATE AND DELIVERY	44
XA_3	51-52	WEEKS MOTHER KNEW SHE WAS PREGNANT	44
XA17A1	153-154	MOTHER'S AGE AT DELIVERY: BABY 1	52
XA17A2	163-164	MOTHER'S AGE AT DELIVERY: BABY 2	53
XA17A3	173-174	MOTHER'S AGE AT DELIVERY: BABY 3	54
XA17A4	183-184	MOTHER'S AGE AT DELIVERY: BABY 4	56
XA17A5	193-194	MOTHER'S AGE AT DELIVERY: BABY 5	57
XA17A6	203-204	MOTHER'S AGE AT DELIVERY: BABY 6	58
XA17A7	213-214	MOTHER'S AGE AT DELIVERY: BABY 7	58
XA17A8	223-224	MOTHER'S AGE AT DELIVERY: BABY 8	59
XA17A9	233-234	MOTHER'S AGE AT DELIVERY: BABY 9	59
XAGE	847-848	MOTHER'S AGE GROUP BASED ON XAGECALC	100
XAGECALC	239-240	MOTHER'S AGE CALCULATED FROM MONTH, DAY, YEAR	60
XM3ADM	489-490	DAYS BETWEEN HOSPITAL ADMISSION AND DELIVERY	80
XM6DIS	543-544	DAYS BETWEEN HOSPITAL ADMISSION AND DISCHARGE	84
XMOMAGE	483-484	MOTHER'S AGE CALCULATED FROM ABSTRACT	80



***APPENDIX F***

**ALPHABETICAL LISTING OF MOTHER FILE VARIABLES**



## ALPHABETICAL LISTING OF FILE VARIABLES - MOTHERS

VARIABLE NAME	COLUMN LOCATION	VARIABLE LABEL AND CODE VALUE	PAGE
A_1	23-24	VISIT DR./NURSE FOR PRENATAL CARE	115
A_10	121-122	STAYED OVERNIGHT IN HOSPITAL/PREGNANCY	121
A_10_A	123-124	#TIME HOSPITALIZED OVERNIGHT/PREGNANCY	122
A_11	125-127	WEIGHT BEFORE BECAME PREGNANT	122
A_12	128-130	WEIGHT JUST BEFORE DELIVERY	122
A_13_FT	131-132	HEIGHT IN FEET	122
A_13_IN	133-134	HEIGHT IN INCHES	122
A_14	135-136	#PREGNANCIES YOU HAVE HAD BEFORE	123
A_14_A	137-138	#PREGNANCIES ENDED WITH A LIVE BIRTH	123
A_14_C	139-140	WERE ALL OF THESE LIVE BIRTHS	123
A_15_A	141-142	PREGNANCIES ENDED WITH A MISCARRIAGE	123
A_15_B	143-144	#PREGNANCIES ENDED W/STILLBIRTH	123
A_15_C	145-146	#INDUCED ABORTIONS HAVE YOU HAD	124
A_15_D	147-148	#INDUCED ABORTIONS/FOR HEALTH REASON	124
A_1B	27-28	# PRENATAL VISITS/FOR PREGNANCY	115
A_1C	29-30	PLACE YOU WENT MOSTLY FOR PRENATAL CARE	116
A_1D_01	31-32	SERVICE/PREGNANCY TEST	116
A_1D_02	33-34	SERVICE/PRENATAL CHECKUPS	116
A_1D_03	35-36	SERVICE/LAB TESTS	116
A_1D_04	37-38	SERVICE/SONOGRAM/ULTRASOUND	117
A_1D_05	39-40	SERVICE/X-RAY	117
A_1D_06	41-42	SERVICE/AMNIOCENTESIS	117
A_1D_07	43-44	SERVICE/EMERGENCY VISITS	117
A_1D_08	45-46	SERVICE/OTHER	117
A_4	53-54	USE BIRTH CONTROL/MONTH/BECAME PREGNANT	117
A_5	59-60	FELT ABOUT BECOMING PREGNANT	118
A_6	61-62	THOUGHT ABOUT HAVING AN ABORTION	118
A_6A	63-64	CONTINUE PREGNANCY/BECAUSE ABORTION COST	118
A_7_01	65-66	MEDICAL PROBLEM/PREMATURE LABOR/CONTRACTIONS	119
A_7_02	67-68	MEDICAL PROBLEM/ANEMIA	119
A_7_03	69-70	MEDICAL PROBLEM/VAGINAL BLEEDING	119
A_7_04	71-72	MEDICAL PROBLEM/EXCESSIVE VOMITING	119
A_7_05	73-74	MEDICAL PROBLEM/TOXEMIA/PRE-ECLAMPSIA	119
A_7_06	75-76	MEDICAL PROBLEMSUGAR DIABETES	119
A_7_07	77-78	MEDICAL PROBELM/HEPATITIS/YELLOW JAUNDICE	119
A_7_08	79-80	MEDICAL PROBLEM/TUBERCULOSIS	119
A_7_09	81-82	MEDICAL PROBLEM/AIDS/ARC/HIV	119
A_7_10	83-84	MEDICAL PROBLEM/DEPRESSION	119
A_7_11	85-86	MEDICAL PROBLEM/ALCOHOL/DRUG RELATED PROB	119
A_7_12	87-88	MEDICAL PROBLEM/OTHER MEDICAL PROBLEM	120
A_7_SP	89-90	MEDICAL PROBLEM/OTHER SPECIFY	120
A_8_1	91-92	INFECTION/URINARY TRACT INFECTION	120
A_8_2	95-96	INFECTION/CHLAMYDIA	120
A_8_3	99-100	INFECTION/SYPHILIS	120
A_8_4	103-104	INFECTION/GONORRHEA	121
A_8_5	107-108	INFECTION/GENITAL HERPES	121
A_8_6	111-112	INFECTION/OTHER SEX TRANSMITTED DISEASE	121
A_8_SP	115-116	OTHER SEX TRANS DISEASE/SPECIFY	121
A_8A_1	93-94	TOOK ANTIBIOTICS/BLADDER INFECTION	120
A_8A_2	97-98	TOOK ANTIBIOTICS/CHLAMYDIA	120
A_8A_3	101-102	TOOK ANTIBIOTICS/SYPHILIS	120
A_8A_4	105-106	TOOK ANTIBIOTICS/GONORRHEA	121
A_8A_5	109-110	TOOK ANTIBIOTICS/GENITAL HERPES	121
A_8A_6	113-114	TOOK ANTIBIOTICS/OTHER SEX TRANS DISEASE	121
A_9	117-118	TOOK ANTIBIOTICS DURING PREGNANCY/OTHER REASON	121
A_9_SP	119-120	TYPE OF ANTIBIOTICS/SPECIFY	121
A_EDUC	613-614	ADULT EDUCATION	161
A17A1_0Z	151-152	BIRTH WEIGHT/OZS: BABY1	124

ALPHABETICAL LISTING OF FILE VARIABLES - MOTHERS

VARIABLE NAME	COLUMN LOCATION	VARIABLE LABEL AND CODE VALUE	PAGE
A17A1_LB	149-150	BIRTH WEIGHT/LBS: BABY1	124
A17A1_MF	155-156	SEX: BABY1	125
A17A1_YN	157-158	BABY DELIVERED MORE THAN 2 WEEKS EARLY: BABY1	125
A17A2_LB	159-160	BIRTH WEIGHT/LBS: BABY2	125
A17A2_MF	165-166	SEX: BABY2	126
A17A2_OZ	161-162	BIRTH WEIGHT/OZS: BABY2	126
A17A2_YN	167-168	BABY DELIVERED MORE THAN 2 WEEKS EARLY: BABY2	127
A17A3_LB	169-170	BIRTH WEIGHT/LBS: BABY3	127
A17A3_MF	175-176	SEX: BABY3	128
A17A3_OZ	171-172	BIRTH WEIGHT/OZS: BABY 3	127
A17A3_YN	177-178	BABY DELIVERED MORE THAN 2 WEEKS EARLY: BABY3	128
A17A4_LB	179-180	BIRTH WEIGHT/LBS: BABY4	128
A17A4_MF	185-186	SEX: BABY4	129
A17A4_OZ	181-182	BIRTH WEIGHT/OZS: BABY4	128
A17A4_YN	187-188	BABY DELIVERED MORE THAN 2 WEEKS EARLY: BABY4	129
A17A5_LB	189-190	BIRTH WEIGHT/LBS: BABY 5	129
A17A5_MF	195-196	SEX: BABY 5	130
A17A5_OZ	191-192	BIRTH WEIGHT/OZS: BABY 5	129
A17A5_YN	197-198	BABY DELIVERED MORE THAN 2 WEEKS EARLY: BABY5	130
A17A6_LB	199-200	BIRTH WEIGHT/LBS: BABY 6	130
A17A6_MF	205-206	SEX: BABY 6	131
A17A6_OZ	201-202	BIRTH WEIGHT/OZS: BABY 6	130
A17A6_YN	207-208	BABY DELIVERED MORE THAN 2 WEEKS EARLY: BABY6	131
A17A7_LB	209-210	BIRTH WEIGHT/LBS: BABY 7	131
A17A7_MF	215-216	SEX: BABY 7	131
A17A7_OZ	211-212	BIRTH WEIGHT/OZS: BABY 7	131
A17A7_YN	217-218	BABY DELIVERED MORE THAN 2 WEEKS EARLY: BABY7	131
A17A8_LB	219-220	BIRTH WEIGHT/LBS: BABY 8	131
A17A8_MF	225-226	SEX: BABY 8	132
A17A8_OZ	221-222	BIRTH WEIGHT/OZS: BABY 8	132
A17A8_YN	227-228	BABY DELIVERED MORE THAN 2 WEEKS EARLY: BABY8	132
A17A9_LB	229-230	BIRTH WEIGHT/LBS: BABY 9	132
A17A9_MF	235-236	SEX: BABY 9	132
A17A9_OZ	231-232	BIRTH WEIGHT/OZS: BABY 9	132
A17A9_YN	237-238	BABY DELIVERED MORE THAN 2 WEEKS EARLY: BABY9	132
A4_A_1	55-56	SPECIFY/KIND OF BIRTH CONTROL # 1	118
A4_A_2	57-58	SPECIFY/KIND OF BIRTH CONTROL # 2	118
AGE	615-616	MOTHER'S AGE GROUP	161
AGE_YR	617-618	MOTHER'S AGE CALCULATED FROM YEAR ONLY	161
ALC_AMT	619-627	AMT ALCOHOL USED DURING PREGNANCY, IN OUNCES	162
ALC_AMT3	628-629	AMOUNT OF ALCOHOL USE DURING PREGNANCY	162
ALC_CAT	630-631	CATEGORY OF ALCOHOL USE DURING PREGNANCY	162
ALC_DAY	632-640	NUMBER OF DAYS DRANK DURING PREGNANCY	162
ALCFLAG	641-642	ALCOHOL USE EVER	162
ALCMON	643-644	ALCOHOL USE PAST MONTH	162
ALCPREG	645-646	ALCOHOL USE DURING PREGNANCY	163
ALCYR	647-648	ALCOHOL USE PAST 12 MONTHS	163
ANYBWG	649-650	LOWEST BW/GEST AGE FOR EITHER BABY	163
ANYBWT	651-652	LOWEST BIRTHWEIGHT CATEGORY, EITHER BABY	163
ANYCARE	653-654	PRENATAL CARE	163
ANYFLAG	655-656	ANY ILLICIT DRUG USE EVER	163
ANYMON	657-658	ANY ILLICIT DRUG USE PAST MONTH	163
ANYPREG	659-660	ANY ILLICIT DRUG USE DURING PREGNANCY	163
ANYYR	661-662	ANY ILLICIT DRUG USE PAST 12 MONTHS	163
AV_ETHAN	663-670	AVG DAILY ETHANOL INTAKE DURING PREGNANCY IN OZ	163
B_2	241-242	CURRENT MARITAL STATUS	133
B_3	243-244	HISPANIC/SPANISH ORIGIN/DESCENT	133
B_4	245-246	RACIAL BACKGROUND	133

## ALPHABETICAL LISTING OF FILE VARIABLES - MOTHERS

VARIABLE NAME	COLUMN LOCATION	VARIABLE LABEL AND CODE VALUE	PAGE
B_5	247-248	HIGHEST LEVEL/LAST GRADE COMPLETED/SCH	133
B_6	249-250	#PEOPLE REGULARLY LIVE WITH/INCLUDE SELF	134
B_7	251-252	#PEOPLE UNDER THE AGE OF 18	134
C_1	253-254	YOUR AGE WHEN FIRST TRIED A CIGARETTE	134
C_10	271-272	AGE/FIRST TIME TRIED MARIJUANA/HASH	137
C_11	273-274	LAST TIME YOU USED MARIJUANA/HASH	137
C_12	275-276	HOW OFTEN USED MARIJUANA/THIS PREGNANCY	138
C_13	277-278	LIVED IN SAME HOUSE W/ONE WHO SMOKE HASH	138
C_14	279-280	AGE/FIRST TIME USED "CRACK" COCAINE	138
C_15	281-282	LAST TIME YOU USED "CRACK" COCAINE	138
C_16	283-284	HOW OFTEN USED "CRACK" COCAINE/PREGNANCY	139
C_17	285-286	USED "CRACK" COCAINE 24 HRS/BEFORE LABOR	139
C_18	287-288	USE "CRACK" COCAINE TO CAUSE LABOR START	139
C_19	289-290	LIVE IN HOUSE W/ONE/WHO SMOKED COCAINE	139
C_2	255-256	AGE/FIRST START SMOKING CIGARETTE DAILY	135
C_20	291-292	AGE/FIRST USED COCAINE OTHER THAN CRACK	139
C_21	293-294	LAST USED COCAINE OTHER THAN CRACK	140
C_22	295-296	AVG. USE/COCAINE OTHER THAN CRACK/PREG	140
C_23	297-298	USE COCAINE(NOT CRACK)24 HR/BEFORE LABOR	140
C_24	299-300	USE COCAINE(NOT CRACK)CAUSE LABOR START	140
C_25	301-302	AGE/FIRST TIME YOU USED HEROIN	140
C_26	303-304	LAST TIME YOU USED HEROIN	140
C_27	305-306	HOW OFTEN USED HEROIN/THIS PREGNANCY	141
C_28	307-308	SMOKED HEROIN DURING THIS PREGNANCY	141
C_29_01	309-310	USED INHALANTS/DURING PREGNANCY	141
C_29_02	311-312	USED HALLUCINOGENS/DURING PREGNANCY	141
C_29_03	313-314	METHADONE/TREAT PROG/DURING PREGNANCY	141
C_29_04	315-316	METHADONE OTHER/DURING PREGNANCY	141
C_29_05	317-318	SMOKABLE METHAMPHETAMINE/DURING PREG	141
C_29_91	319-320	DID NOT USED ANY DRUGS/THIS PREGNANCY	141
C_3	257-258	LAST TIME YOU SMOKED A CIGARETTE	135
C_30	321-322	AGE/FIRST TIME TOOK STIMULANT/NONMEDICAL	142
C_31	323-324	LAST TIME TOOK STIMULANT/NONMEDICAL	142
C_32	325-326	TOOK STIMULANT DURING THIS PREGNANCY	142
C_33	327-328	AGE/FIRST TIME TOOK SED/TRANO/ANALG	142
C_34	329-330	LAST TIME TOOK SED/TRANO/ANALG	142
C_35	331-332	TOOK SEDATIVE DURING THIS PREGNANCY	143
C_4	259-260	#CIGARETTE SMOKED A DAY/THIS PREGNANCY	136
C_5	261-262	LIVE IN SAME HOUSE W/ONE WHO SMOKED/PREG	136
C_6	263-264	AGE/FIRST TIME HAD GLASS OF BEER/WINE/LIQUOR	136
C_7	265-266	LAST TIME YOU DRANK ANY ALCOHOL	136
C_8	267-268	HOW OFTEN YOU DRANK ALCO/THIS PREGNANCY	137
C_9	269-270	#DRINKS USUALLY HAD/THIS PREGNANCY	137
CIG_AMT	679-680	AMOUNT OF CIGARETTE USE	164
CIGFLAG	681-682	CIGARETTE USE EVER	164
CIGMON	683-684	CIGARETTE USE PAST MONTH	164
CIGPREG	685-686	CIGARETTE USE DURING PREGNANCY	164
CIGYR	687-688	CIGARETTE USE PAST 12 MONTHS	164
COCFLAG	689-690	COCAINE-ANY USE EVER	164
COCMON	691-692	COCAINE-ANY PAST MONTH	164
COCMPREG	693-694	COCAINE-ANY USE DURING PREGNANCY	164
COCYR	695-696	COCAINE-ANY USE PAST 12 MONTHS	164
CONTRA	707-708	TYPE OF CONTRACEPTIVE USED	165
COO_FRQ	697-698	FREQUENCY OF COCAINE OTHER THAN CRACK USE	164
COOFLAG	699-700	COCAINE-OTHER THAN CRACK USE EVER	165
COOMON	701-702	COCAINE-OTHER PAST MONTH	165
COOPREG	703-704	COCAINE-OTHER THAN CRACK USE DURING PREGNANCY	165
COOYR	705-706	COCAINE-OTHER THAN CRACK USE PAST 12 MONTHS	165

ALPHABETICAL LISTING OF FILE VARIABLES - MOTHERS

VARIABLE NAME	COLUMN LOCATION	VARIABLE LABEL AND CODE VALUE	PAGE
CRK_FRQ	709-710	FREQUENCY OF CRACK USE	165
CRKFLAG	711-712	COCAINE-CRACK USE EVER	165
CRKMON	713-714	COCAINE-CRACK PAST MONTH	165
CRKPREG	715-716	COCAINE-CRACK USE DURING PREGNANCY	165
CRKYR	717-718	COCAINE-CRACK USE PAST 12 MONTHS	165
D_1_01	333-334	SMOKE CIGARETTE/W/ALCO/THIS PREGNANCY	143
D_1_02	335-336	USE ALCOHOL/DURING THIS PREGNANCY	143
D_1_03	337-338	USE MARIJUANA/W/ALCOHOL/THIS PREGNANCY	143
D_1_04	339-340	USE INHALANTS/W/ALCOHOL/THIS PREGNANCY	143
D_1_05	341-342	USE CRACK COCAINE/W/ALCO/THIS PREGNANCY	143
D_1_06	343-344	OTHER COCAINE/W/ALCOHOL/THIS PREGNANCY	143
D_1_07	345-346	USE HALLUCINOGENS/W/ALCOHOL/PREGNANCY	143
D_1_08	347-348	USED HEROIN/W/ALCOHOL/THIS PREGNANCY	143
D_1_09	349-350	SMOKE METHAMPHETAMINE/W/ALCO/PREGNANCY	144
D_1_10	351-352	OTHER STIMULANTS/W/ALCOHOL/PREGNANCY	144
D_1_11	353-354	USE SEDATIVES/W/ALCOHOL/THIS PREGNANCY	144
D_1_12	355-356	TRANQUILIZERS/W/ALCOHOL/THIS PREGNANCY	144
D_1_13	357-358	USE ANALGESICS/W/ALCOHOL/THIS PREGNANCY	144
D_1_14	359-360	USE OTHER/W/ALCOHOL/THIS PREGNANCY	144
D_1_15	361-362	METHADONE/DRUG PROG/W/ALCOHOL/PREGNANCY	144
D_1_16	363-364	METHADONE/W/ALCOHOL/THIS PREGNANCY	144
D_1_91	365-366	NOT USED DRUGS/W/ALCOHOL/THIS PREGNANCY	144
D_2	367-368	USED A NEEDLE TO INJECT DRUG/NONMEDICAL	144
D_3	369-370	LAST TIME TOOK DRUG W/NEEDLE/NONMEDICAL	145
D_4	371-372	TOOK DRUG W/NEEDLE/THIS PREGNANCY	145
D_5_A	373-374	RISK/SMOKING MARIJUANA DURING PREGNANCY	145
D_5_B	375-376	RISK/USING CRACK DURING PREGNANCY	145
D_5_C	377-378	RISK/USING OTHER COCAINE/PREGNANCY	145
D_5_D	379-380	RISK/DRINKING REGULARLY DURING PREGNANCY	145
D_5_E	381-382	RISK/SMOKING CIGARETTES DURING PREGNANCY	145
E_1	383-384	#TIME TREATED FOR ALCO/DRUG PROBLEM	146
E_2	385-386	LAST TREATMENT FOR DRUG OR ALCOHOL	146
E_3	387-388	APPLY FOR DRUG/ALCO TREAT/THIS PREGNANCY	146
E_4	389-390	RECEIVED DRUG TREATMENT/THIS PREGNANCY	146
F_1_A	391-392	EXPERIENCED SERIOUS DEPRESSION	146
F_1_B	393-394	SERIOUS DEPRESSION/PAST 30 DAYS	146
F_10	429-430	#TREATED AS OUTPATIENT/EMOTIONAL PROB	148
F_2_A	395-396	EXPERIENCED SERIOUS ANXIETY/TENSION	146
F_2_B	397-398	SERIOUS ANXIETY/TENSION/PAST 30 DAYS	146
F_3_A	399-400	EXPERIENCED HALLUCINATIONS	146
F_3_B	401-402	EXPERIENCED HALLUCINATIONS/PAST 30 DAYS	147
F_4_A	403-404	EXPERIENCED TROUBLE UNDERSTANDING	147
F_4_B	405-406	TROUBLE UNDERSTANDING/PAST 30 DAYS	147
F_5_A	407-408	TROUBLE CONTROLLING YOUR THOUGHTS	147
F_5_B	409-410	TROUBLE CONTROLLING THOUGHTS/PAST 30 DAY	147
F_6_A	411-412	ARGUMENTS/FIGHT WITH OTHER PEOPLE	147
F_6_B	413-414	ARGUMENTS/FIGHT W/OTHER PEOPLE/30 DAYS	147
F_7_A	415-416	FELT SUSPICIOUS/DISTRUSTFUL OF PEOPLE	147
F_7_B	417-418	FELT SUSPICIOUS OF PEOPLE/PAST 30 DAYS	147
F_8_A	419-420	EXPERIENCED SERIOUS THOUGHTS OF SUICIDE	147
F_8_A_A	423-424	EVER ATTEMPTED SUICIDE	148
F_8_A_B	425-426	ATTEMPTED SUICIDE/IN THE PAST 30 DAYS	148
F_8_B	421-422	SERIOUS THOUGHTS OF SUICIDE/PAST 30 DAYS	147
F_9	427-428	#TIME HOSPITALIZE FOR PSYCHOLOGICAL PROB	148
G_1	431-432	MAIN SOURCE OF PAYMENT FOR THIS DELIVERY	148
G_2_INCO	433-434	TOTAL/ANNUAL/HOUSEHOLD/GROSS INCOME/1991	148
G_3_1	435-436	HOUSEHOLD INCOME PAST YR/JOB/SELF-EMPLOY	149
G_3_10	451-452	HOUSEHOLD INCOME PAST YR/ALIMONY	150

ALPHABETICAL LISTING OF FILE VARIABLES - MOTHERS

VARIABLE NAME	COLUMN LOCATION	VARIABLE LABEL AND CODE VALUE	PAGE
G_3_11	453-454	HOUSEHOLD INCOME PAST YR/OTHER SOURCES	150
G_3_2	437-438	HOUSEHOLD INCOME PAST YR/ILLEGAL SOURCES	149
G_3_4	439-440	HOUSEHOLD INCOME PAST YR/SOCIAL SECURITY	149
G_3_5	441-442	HOUSEHOLD INCOME PAST YR/VET ADMINI PAY	149
G_3_6	443-444	HOUSEHOLD INCOME PAST YR/SSDI	149
G_3_7	445-446	HOUSEHOLD INCOME PAST YR/AFDC	149
G_3_8	447-448	HOUSEHOLD INCOME PAST YR/GA	150
G_3_9	449-450	HOUSEHOLD INCOME PAST YR/PUBLIC ASSIST	150
G_3_SP	455-456	HOUSEHOLD INCOME PAST YR/OTHER SOURCES SPECIFY	150
G3_GOV	719-720	ANY GOVERNMENT SOURCES OF INCOME	165
G3_NONE	721-722	NO SOURCES OF INCOME	166
G3_OTH	723-724	OTHER SOURCES OF INCOME	166
H_1	457-458	COMPLETED OR PARTIAL INTERVIEW	150
H_2	459-460	PLACE THE INTERVIEW CONDUCTED	150
H_3	461-462	OTHER PERSONS PRESENT DURING INTERVIEW	151
H_4_1	463-464	PRESENT DURING INTERVIEW/R'S ROOMMATE	151
H_4_2	465-466	PRESENT DURING INTERVIEW/VISITOR	151
H_4_3	467-468	PRESENT DURING INTERVIEW/HOSPITAL STAFF	151
H_4_4	469-470	PRESENT DURING INTERVIEW/OTHER	151
H_5_A	471-472	CONFIDENCE RATE IN R'S OBSTETRIC HISTORY	151
H_5_B	473-474	CONFIDENCE RATE IN R'S DEMOGRAPHICS	151
H_5_C	475-476	CONFIDENCE RATE IN R'S OVERALL INTERVIEW	151
H_6	477-478	ANYTHING ESSENTIAL/INTERPRET/UNDERSTAND	151
H_6_SP	479-480	ANYTHING ESSENTIAL/INTERPRET/UNDERSTAND SPECIFY	152
HERFLAG	727-728	HEROIN USE EVER	166
HERMON	729-730	HEROIN PAST MONTH	166
HERPREG	731-732	HEROIN USE DURING PREGNANCY	166
HERYR	733-734	HEROIN USE PAST 12 MONTHS	166
HH_INC	735-736	TOTAL/ANNUAL/HOUSEHOLD/GROSS INCOME/1991-	166
HH_SIZ18	737-738	PEOPLE LIVING WITH YOU UNDER 18-CATEGORICAL	166
HH_SIZE	739-740	PEOPLE REGULARLY LIVING WITH YOU-CATEGORICAL	166
HRDPRG	741-742	FREQUENCY OF CRACK OR OTHER COCAINE	167
M_ANEMIA	743-744	ANEMIA IN MOTHER (ICD-9)	167
M_DRUG	745-746	DRUG ABUSE IN MOTHER (ICD-9)	167
M_FDIS	747-748	FETAL DISTRESS AFFECTING MOTHER (ICD-9)	167
M_GUI	749-750	GENITOURINARY INFECTION IN MOTHER (ICD-9)	167
M_HYPER	751-752	HYPERTENSION IN MOTHER (ICD-9)	167
M_IPC	753-754	INSUFFICIENT PRENATAL CARE IN MOTHER (ICD-9)	167
M_MENTAL	755-756	MENTAL DISORDER IN MOTHER (ICD-9)	167
M_RUPT	757-758	PREMATURE RUPTURE OF MEMBRANES IN MOTH (ICD-9)	167
M_VD	759-760	VENEREAL DISEASE IN MOTHER (ICD-9)	167
M10DEL	553-554	TYPE OF DELIVERY	157
M11ANEM	555-556	CHRONIC DISEASES: ANEMIA	158
M12GES	557-558	CHRONIC DISEASES: GESTATIONAL DIABETES	158
M13DIA	559-560	CHRONIC DISEASES: OTHER DIABETES	158
M14HRT	561-562	CHRONIC DISEASES: HEART/CARDIAC PROBLEMS	158
M15HIV	563-564	CHRONIC DISEASES: HIV/AIDS	158
M16HYP	565-566	CHRONIC DISEASES: HYPERTENSION	158
M17SKL	567-568	CHRONIC DISEASES: SICKLE CELL DISEASE OR ANEMIA	158
M18STD	569-570	CHRONIC DISEASES: STD	158
M19ACAF	571-572	SUBSTANCE/ILICIT DRUGS DURING THIS PREG.:	158
M19BTOB	573-574	SUBSTANCE/ILICIT DRUGS DURING THIS PREG.:	158
M19CMAR	575-576	SUBSTANCE/ILICIT DRUGS DURING THIS PREG.:	159
M19DALC	577-578	SUBSTANCE/ILICIT DRUGS DURING THIS PREG.: ALCOHOL	159
M19EAMP	579-580	SUBSTANCE/ILICIT DRUGS DURING THIS PREG.:	159
M19FHER	581-582	SUBSTANCE/ILICIT DRUGS DURING THIS PREG.: HEROIN	159
M19GOPI	583-584	SUBSTANCE/ILICIT DRUGS DURING THIS PREG.:	159
M19HMET	585-586	SUBSTANCE/ILICIT DRUGS DURING THIS PREG.:	159

ALPHABETICAL LISTING OF FILE VARIABLES - MOTHERS

VARIABLE NAME	COLUMN LOCATION	VARIABLE LABEL AND CODE VALUE	PAGE
M19ICRK	587-588	SUBSTANCE/ILLCIT DRUGS DURING THIS PREG.: CRACK	159
M19JCOC	589-590	SUBSTANCE/ILLCIT DRUGS DURING THIS PREG.:	159
M19KPCP	591-592	SUBSTANCE/ILLCIT DRUGS DURING THIS PREG.: PCP	160
M2_OTH	487-488	OTHER RACE SPECIFIED	153
M20EVID	593-594	EVIDENCE OF URINE TOXICOLOGY SCREENS DONE OR	160
M21ARSLT	595-596	RESULTS OF DRUG TESTED: MARIJUANA	160
M21BRSLT	597-598	RESULTS OF DRUG TESTED: COCAINE	160
M21CRSLT	599-600	RESULTS OF DRUG TESTED: OPIATES	160
M21DRSLT	601-602	RESULTS OF DRUG TESTED: AMPHETAMINES	160
M21ERSLT	603-604	RESULTS OF DRUG TESTED: PCP	160
M2RACE	485-486	RACE	153
M4PAY	491-492	METHOD OF PAYMENT	154
M5_01A	493-497	DISCHARGE DIAGNOSIS 01A	154
M5_02A	498-502	DISCHARGE DIAGNOSIS 02A	154
M5_03A	503-507	DISCHARGE DIAGNOSIS 03A	154
M5_04A	508-512	DISCHARGE DIAGNOSIS 04A	155
M5_05A	513-517	DISCHARGE DIAGNOSIS 05A	155
M5_06A	518-522	DISCHARGE DIAGNOSIS 06A	155
M5_07A	523-527	DISCHARGE DIAGNOSIS 07A	156
M5_08A	528-532	DISCHARGE DIAGNOSIS 08A	156
M5_09A	533-537	DISCHARGE DIAGNOSIS 09A	156
M5_10A	538-542	DISCHARGE DIAGNOSIS 10A	156
M5CNTR	611-612	DISCHARGE DIAGNOSIS COUNTER	161
M7DISPO	545-546	DISPOSITION AT DISCHARGE	157
M8_OTH	549-550	OTHER DRUG OR SUBSTANCE SPECIFIED	157
M8REFER	547-548	REFERRED FOR SUBS. ABUSE TREATMENT DURING	157
M9LABOR	551-552	LABOR INDUCED	157
MA_ANWT1	877-889	MOM ABSTRACT ANALYSIS WEIGHT VARIABLE	172
MARITAL	761-762	MARITAL STATUS	167
MBOXA_A1	605-606	NUMBER OF INFANT PART II FORMS ACCOMPANYING THIS	160
MBOXA_A2	607-608	WAS PRENATAL RECORD A PART OF THE MOTHER'S	160
MCOMP MN	481-482	TIME TO COMPLETE MINUTES	152
MED_USE	765-766	ANTIBIOTICS USED DURING PREGNANCY	168
MET_PAY	763-764	METHOD OF PAYMENT FOR HOSPITAL STAY	168
MOMNUM	5-8	MOTHER IDENTIFICATION NUMBER	115
MQ_ANWT1	865-876	MOM QUEX ANALYSIS WEIGHT VARIABLE	172
MRJ_FRQ	767-768	FREQUENCY OF MARIJUANA USE	168
MRJFLAG	769-770	MARIJUANA USE EVER	168
MRJMON	771-772	MARIJUANA PAST MONTH	168
MRJPREG	773-774	MARIJUANA USE DURING PREGNANCY	168
MRJYR	775-776	MARIJUANA USE PAST 12 MONTHS	168
MSPECPRO	609-610	DESCRIBE ANY SPECIAL PROBLEM IN COMPLETING	161
NOMJFLAG	777-778	ANY ILLICIT DRUG USE EXCEPT MJ - EVER	168
NOMJMON	779-780	ANY ILLICIT DRUG USE EXCEPT MJ - PAST MONTH	168
NOMJPREG	781-782	ANY ILLICIT DRUG USE EXCEPT MJ - PREGNANCY	169
NOMJYR	783-784	ANY ILLICIT DRUG USE EXCEPT MJ - PAST 12 MONTHS	169
PARITY	785-786	NUMBER OF PREVIOUS LIVE BIRTHS (from A_14_A)	169
PDRINK	787-794	PROBABILITY OF DRINKING ON A GIVEN DAY	169
PN_CARE	795-796	WHERE RECEIVED MOST PRENATAL CARE	169
PN_NUM	797-798	NUMBER OF PRENATAL VISITS	169
PN_TRI	799-800	TRIMESTER OF FIRST PRENATAL VISIT	169
PN_WK	801-802	WEEK OF FIRST PRENATAL VISIT	169
PR_USE3	803-804	DRUG USE DURING PREGNANCY	170
PR_USE8	805-806	DRUG USE DURING PREGNANCY	170
PSYFLAG	807-808	STIMULANT OR SED/TRANQ USE - EVER	170
PSYMON	809-810	STIMULANT OR SED/TRANQ USE - PAST MONTH	171
PSYPREG	811-812	STIMULANT OR SED/TRANQ USE - PREGNANCY	171
PSYYR	813-814	STIMULANT OR SED/TRANQ USE - PAST YEAR	171



**ALPHABETICAL LISTING OF FILE VARIABLES - MOTHERS**

<b>VARIABLE NAME</b>	<b>COLUMN LOCATION</b>	<b>VARIABLE LABEL AND CODE VALUE</b>	<b>PAGE</b>
Q1_MO	9-10	DATE OF DELIVERY/MONTH	115
RACE	821-822	RACE/ETHNICITY FROM QUESTIONNAIRE	171
RESIDE	823-824	RESIDENCE STATUS	171
RISKLEV2	825-826	RESPONDENT'S RISK LEVEL	171
SPANISH	21-22	SPANISH FORM (ENTER "S")	115
STAFLAG	827-828	SED/TRANQ/ANALG USE EVER	171
STAMON	829-830	SED/TRANQ/ANALG PAST MONTH	171
STAPREG	831-832	SED/TRANQ/ANALG USE DURING PREGNANCY	171
STATUS	835-836	STATUS VARIABLE	171
STAYR	833-834	SED/TRANQ/ANALG USE PAST 12 MONTHS	171
STMFLAG	837-838	STIMULANT USE EVER	172
STMMON	839-840	STIMULANT PAST MONTH	172
STMPREG	841-842	STIMULANT USE DURING PREGNANCY	172
STMYR	843-844	STIMULANT USE PAST 12 MONTHS	172
TWINS	845-846	TWINS INDICATOR	172
XA_1A	25-26	WEEKS BETWEEN FIRST PRENATAL VISIT AND DELIVERY	115
XA_2	47-50	DAYS BETWEEN DR DUE DATE AND DELIVERY	117
XA_3	51-52	WEEKS MOTHER KNEW SHE WAS PREGNANT	117
XA17A1	153-154	MOTHER'S AGE AT DELIVERY: BABY 1	125
XA17A2	163-164	MOTHER'S AGE AT DELIVERY: BABY 2	126
XA17A3	173-174	MOTHER'S AGE AT DELIVERY: BABY 3	127
XA17A4	183-184	MOTHER'S AGE AT DELIVERY: BABY 4	128
XA17A5	193-194	MOTHER'S AGE AT DELIVERY: BABY 5	130
XA17A6	203-204	MOTHER'S AGE AT DELIVERY: BABY 6	130
XA17A7	213-214	MOTHER'S AGE AT DELIVERY: BABY 7	131
XA17A8	223-224	MOTHER'S AGE AT DELIVERY: BABY 8	132
XA17A9	233-234	MOTHER'S AGE AT DELIVERY: BABY 9	132
XAGE	847-848	MOTHER'S AGE GROUP BASED ON XAGECALC	172
XAGECALC	239-240	MOTHER'S AGE CALCULATED FROM MONTH, DAY, YEAR	132
XM3ADM	489-490	DAYS BETWEEN HOSPITAL ADMISSION AND DELIVERY	153
XM6DIS	543-544	DAYS BETWEEN HOSPITAL ADMISSION AND DISCHARGE	157
XMOMAGE	483-484	MOTHER'S AGE CALCULATED FROM ABSTRACT	153



## **Appendix G**

### **REFERENCES**

- American Health Association. (1990). *Guide to the Health Care Field*. Washington, DC: Author.
- Bracken, M.B., Leaderer, B., & Belanger, K. (1992). Role of biologic markers in epidemiologic studies of prenatal drug exposure: Issues in study design. In M.M. Kilbey & K. Asghar (Eds.), *Methodological Issues in Epidemiological, Preventions and Treatment Research on Drug-Exposed Women and Their Children* (NIDA Research Monograph 117, DHHS Publication No. ADM 92-1881, pp. 41-60). Rockville, MD: National Institute on Drug Abuse.
- Centers for Disease Control. (1990). Statewide prevalence of illicit drug use by pregnant women--Rhode Island. *Morbidity and Mortality Weekly Report*, 39, 225-227.
- Chasnoff, I.J., Burns, W.J., Schnoll, S.H., & Burns, K.A. (1985). Cocaine use in pregnancy. *New England Journal of Medicine*, 313, 666-669.
- Chasnoff, I.J., Griffith, D.R., MacGregor, S., Dirkes, K., & Burns, K.A. (1989). Temporal patterns of cocaine use in pregnancy: Perinatal outcome. *Journal of the American Medical Association*, 261, 1741-1744.
- Chasnoff, I.J., Landress, H.J., & Barrett, M.E. (1990). The prevalence of illicit drug or alcohol use during pregnancy and discrepancies in mandatory reporting in Pinellas County, Florida. *New England Journal of Medicine*, 322, 1202-1206.
- Chavez, G.F., Mulinare, J., & Cordero, J.F. (1989). Maternal cocaine use during early pregnancy as a risk factor for congenital urogenital anomalies. *Journal of the American Medical Association*, 262, 795-798.
- Cherukuri, R., Minkoff, H., Feldman, J., Parekh, A., & Glass, L. (1988). A cohort study of alkaloidal cocaine ("crack") in pregnancy. *Obstetrics and Gynecology*, 72, 147-151.
- Cnattingius, S., Forman, M.R., Berendes, H.W., & Isotalo, L. (1992). Delayed childbearing and risk of adverse perinatal outcome. *Journal of the American Medical Association*, 268, 886-890.
- Cohen, S.B., Xanthopoulos, J.H., & Jones, G.K. (1986). An evaluation of available software for the analysis of complex survey data. In *Proceedings of the Section on Survey Research Methods, American Statistical Association*. Washington, DC: American Statistical Association.
- Dicker, M., & Leighton, E.A. (1994). Trends in the US prevalence of drug-using parturient women and drug-affected newborns, 1979 through 1990. *American Journal of Public Health*, 84, 1433-1438.

- Edelin, K.C., Gurganious, L., Golar, K., Oellerich, D., Kyei-Aboagye, K., & Hamid, M.A. (1988). Methadone maintenance in pregnancy: Consequences to care and outcome. *Obstetrics and Gynecology*, 71, 399-404.
- Edmondson, K.S. (1985). Marijuana use: Reproductive, fetal, and neonatal effects. *Neonatal Network: The Journal of Neonatal Nursing*, 4(1), 34-38.
- Feldman, J.G., Minkoff, H.L., McCalla, S., & Salwen, M. (1992). A cohort study of the impact of perinatal drug use on prematurity in an inner-city hospital. *American Journal of Public Health*, 82, 726-728.
- Finnegan, L.P. (1985). Smoking and its effect on pregnancy and the newborn. In S. Harel & N.J. Anastasiow (Eds.), *The At-Risk Infant: Psycho/Socio/Medical Aspects* (pp. 127-136). Baltimore, MD: Paul H. Brookes Publishing Co., Inc.
- Flyer, P., & Mohadjer, L. (1988). *The WESVAR Procedure*. Rockville, MD: Westat, Inc.
- Fuller, W.A. (1986). *PC CARP*. Ames, IA: Iowa State University, Statistical Laboratory.
- Hill, R.M., & Stern, L. (1979). Drugs in pregnancy: Effects on the fetus and newborn. *Drugs*, 17, 182-197.
- Hingson, R., Alpert, J.J., Day, N., Dooling, E., Kayne, H., Morelock, S., Oppenheimer, E., & Zuckerman, B. (1982). Effects of maternal drinking and marijuana use on fetal growth and development. *Pediatrics*, 70, 539-546.
- Jones, K.L., & Smith, D.W. (1973, November 3). Recognition of fetal alcohol syndrome in early infancy. *Lancet*, 2, 999-1001.
- Kandel, D.B., Wu, P., & Davies, M. (1994). Maternal smoking during pregnancy and smoking by adolescent daughters. *American Journal of Public Health*, 84, 1407-1413.
- Kempe, A., Wise, P.H., Barkan, S.E., Sappenfield, W.M., Sachs, B., Gortmaker, S.L., Sobol, A.M., First, L.R., Pursley, D., Rinehart, H., Kotelchuck, M., Cole, F.S., Gunter, N., & Stockbauer, J.W. (1992). Clinical determinants of the racial disparity in very low birth weight. *New England Journal of Medicine*, 327, 969-973.
- Kleinman, J.C., & Madans, J.H. (1985). The effects of maternal smoking, physical stature, and educational attainment on the incidence of low birth weight. *American Journal of Epidemiology*, 121, 843-855.
- Kuzma, J.W., & Kissinger, P.G. (1981). Patterns of alcohol and cigarette use in pregnancy. *Neurobehavioral Toxicology and Teratology*, 3, 211-221.
- Laegreid, L., Olegard, R., Walstrom, J., & Conradi, N. (1989). Teratogenic effects of benzodiazepine use during pregnancy. *Journal of Pediatrics*, 114, 126-131.

- Lieberman, E., Gremy, I., Lang, J.M., & Cohen, A.P. (1994). Low birthweight at term and the timing of fetal exposure to maternal smoking. *American Journal of Public Health, 84*, 1127-1131.
- Lieberman E., Ryan, K.J., Monson, R.R., & Schoenbaum, S.C. (1987). Risk factors accounting for racial differences in the rate of premature birth. *New England Journal of Medicine, 317*, 743-748.
- Little, B.B., Snell, L.M., Klein, V.R., & Gilstrap, L.C. (1989). Cocaine abuse during pregnancy: Maternal and fetal implications. *Obstetrics and Gynecology, 73*, 157-160.
- Little, B.B., Snell, L.M., Palmore, M.K., & Gilstrap, L.C., III. (1988). Cocaine use in pregnant women in a large public hospital. *American Journal of Perinatology, 5*, 206-207.
- MacGregor, S.N., Keith, L.G., Chasnoff, I.J., Fosner, M.A., Chisum, G.M., Shaw, P., & Minogue, J.P. (1987). Cocaine use during pregnancy: Adverse perinatal outcome. *American Journal of Obstetrics and Gynecology, 157*, 686-690.
- Martin, T.R., & Bracken, M.B. (1986). Association of low birth weight with passive smoke exposure in pregnancy. *American Journal of Epidemiology, 124*, 633-642.
- Matera, C., Warren, W.B., Moomjy, M., Fink, D.J., & Fox, H.E. (1990). Prevalence of use of cocaine and other substances in an obstetric population. *American Journal of Obstetrics and Gynecology, 163*, 797-801.
- Mayor's Advisory Board on Maternal and Infant Health. (1989, June). *Final Report*. Washington, DC: Author.
- McCalla, S., Minkoff, H.L., Feldman, J., Delke, I., Salwin, M., Valencia, G., & Glass, L. (1991). The biologic and social consequences of perinatal cocaine use in an inner-city population: Results of an anonymous cross-sectional study. *American Journal of Obstetrics and Gynecology, 164*, 625-630.
- National Center for Health Statistics. (1994). *Health, United States, 1993* (DHHS Publication No. PHS 94-1232). Hyattsville, MD: U.S. Public Health Service.
- National Institute on Drug Abuse. (1989/90, Winter). Maternal drug abuse increases risk of developmental problems in infants. *NIDA Notes, 5*(1), 13.
- National Institute on Drug Abuse. (1991). *National Household Survey on Drug Abuse: Population Estimates 1990* (DHHS Publication No. ADM 91-1732). Rockville, MD: Author.
- National Institute on Drug Abuse. (1992). *Prevalence of Drug Use in the DC Metropolitan Area Household Population: 1990* (DHHS Publication No. ADM 92-1919). Rockville, MD: Author.
- National Institute on Drug Abuse. (1994a, September 13). *Release of Finding from NIDA's National Pregnancy and Health Survey*. Statement of Alan I. Leshner, Ph.D., Director, National Institute on Drug Abuse, National Institutes of Health. Rockville, MD: Author.

- National Institute on Drug Abuse. (1994b). *Prevalence of Drug Use in the DC Metropolitan Area Household and Nonhousehold Populations: 1991* (Technical Report #8, Washington, DC, Metropolitan Area Drug Study). Rockville, MD: Author.
- National Institute on Drug Abuse. (1995). *The Washington, DC Metropolitan Area Drug Study: Prevalence of Drug Use Among DC Women Delivering Livebirths in DC Hospitals, 1992* (Technical Report #7, Washington, DC, Metropolitan Area Drug Study). Rockville, MD: Author.
- National Institute on Drug Abuse & Office of Drug Abuse Policy. (1979). *Handbook on Drug Abuse*. Washington, DC: Author.
- National Institute on Drug Abuse & Substance Abuse and Mental Health Services Administration. (1993). *National Household Survey on Drug Abuse: Highlights 1991* (DHHS Publication No. SMA 93-1979). Rockville, MD: Substance Abuse and Mental Health Services Administration.
- Neerhof, M.G., MacGregor, S.N., Retsky, S.S., & Sullivan, T.P. (1989). Cocaine abuse during pregnancy: Peripartum prevalence and perinatal outcome. *American Journal of Obstetrics and Gynecology*, 161, 633-638.
- Ney, J.A., Dooley, S.L., Keith, L.G., Chasnoff, I.J., & Socol, M.L. (1990). The prevalence of substance abuse in patients with suspected preterm labor. *American Journal of Obstetrics and Gynecology*, 162, 1562-1567.
- Office on Smoking and Health. (1980). *The Health Consequences of Smoking for Women: A report of the Surgeon General*. Washington, DC: U.S. Department of Health and Human Services.
- Oro, A.S., & Dixon, S.D. (1987). Perinatal cocaine and methamphetamine exposure: Maternal and neonatal correlates. *Journal of Pediatrics*, 111, 571-578.
- Ostrea, E.M., Jr. (1992). Detection of prenatal drug exposure in the pregnant woman and her newborn infant. In M.M. Kilbey & K. Asghar (Eds.), *Methodological Issues in Epidemiological, Preventions and Treatment Research on Drug-Exposed Women and Their Children* (NIDA Research Monograph 117, DHHS Publication No. ADM 92-1881, pp. 61-79). Rockville, MD: National Institute on Drug Abuse.
- Prager, K., Malin, H., Graves, C., Spiegler, D., Richards, L., & Placek, P. (1983). Maternal smoking and drinking before and during pregnancy. In *Health, United States: 1983* (DHHS Publication No. 84-1232, pp. 19-24). Hyattsville, MD: National Center for Health Statistics.
- Rawlings, J.S., Rawlings, V.B., & Read, J.A. (1995). Prevalence of low birth weight and preterm delivery in relation to the interval between pregnancies among white and black women. *New England Journal of Medicine*, 332, 69-74.

- Robins, L.N., & Mills, J.L. (1993). Effects of in utero exposure to street drugs. *American Journal of Public Health, 83* (Suppl.), 1-32.
- Rossett, H.L., & Weiner, L. (1984). *Alcohol and the Fetus: A Clinical Perspective*. New York: Oxford University Press.
- Schutzman, D.L., Frankenfeld-Chernicoff, M., Clatterbaugh, H.E., & Singer, J. (1991). Incidence of intrauterine cocaine exposure in a suburban setting. *Pediatrics, 88*, 825-827.
- Serdula, M., Williamson, D.F., Kendrick, J.S., Anda, R.F., & Byers, T. (1991). Trends in alcohol consumption by pregnant women: 1985 through 1988. *Journal of the American Medical Association, 265*, 876-879.
- Shah, B.V., Barnwell, B.G., Hunt, P.N., & LaVange, L.M. (1994). *SUDAAN Users' Manual: Release 6.4*. Research Triangle Park, NC: Research Triangle Institute.
- Sokol, R.J., Ager, J., & Martier, S. (1986). Significant determinants susceptibility to alcohol fratrogenicity. *Annals of the New York Academy of Science, 477*, 87-102.
- Stein, Z., & Kline, J. (1983). Smoking, alcohol, and reproduction. *American Journal of Public Health, 73*, 1154-1156.
- Streissguth, A.P., Sampson, P.D., Barr, H.M., Clarren, S.K., & Martin, D.G. (1986). Studying alcohol teratogenesis from the perspective of the fetal alcohol syndrome: Methodological and statistical issues. *Annals of the New York Academy of Sciences, 477*, 63-86.
- Substance Abuse and Mental Health Services Administration. (1993). *National Household Survey on Drug Abuse: Main Findings 1991* (DHHS Publication No. SMA 93-1980). Rockville, MD: Author.
- Vega, W.A., Kolody, B., Hwang, J., & Noble, A. (1993). Prevalence and magnitude of perinatal substance exposures in California. *New England Journal of Medicine, 329*, 850-864.
- Williams, R.T. (1963). Teratogenic effects of thalidomide and related substances. *Lancet, 1*, 723-724.
- Wolter, K.M. (1985). *Introduction to Variance Estimation*. New York: Springer-Verlag.
- World Health Organization. (1992). *Low Birth Weight: A Tabulation of Available Information* (Maternal Health and Safe Motherhood Programme, WHO/MCH/92.2). Geneva, Switzerland: Author.
- Zuckerman, B., Frank, D.A., Hingson, R., Amaro, H., Levenson, S.M., Kayne, H., Parker, S., Vinci, R., Aboagye, K., Fried, L.E., Cabral, H., Timperi, R., & Bauchner, H. (1989). Effects of maternal marijuana and cocaine use on fetal growth. *New England Journal of Medicine, 320*, 762-768.





**FREQUENCIES**



**CASE IDENTIFICATION**

**CASEID                      CASE IDENTIFICATION NUMBER**

1,048 cases (Range of valid codes: 1-1048)

Data type: numeric  
Columns: 1-4

**BABYNUM                      Infant identification number**

1,048 cases (Range of valid codes: 1-1048)

Data type: numeric  
Columns: 5-8

**MOMNUM                      Mother identification number**

1,048 cases (Range of valid codes: 1-1020)

Data type: numeric  
Columns: 9-12

**PRIMARY                      Indicator of each last matching case as Primary**

PCT	PCT	N	VALUE	LABEL
VALID	ALL			
2.7	2.7	28	0	Duplicate Case
97.3	97.3	1,020	1	Primary Case
-----	-----	-----		
100.0	100.0	1,048	cases	

Data type: numeric  
Column: 13

PREGNANCY / CHILDBIRTH DATA
-----------------------------

Q1_MO	Date of delivery - month
-------	--------------------------

PCT	PCT	N	VALUE	LABEL
VALID	ALL			
0.8	0.8	8	1	
3.7	3.7	39	2	
5.2	5.2	54	3	
13.5	13.5	142	4	
17.6	17.6	184	5	
13.5	13.5	141	6	
13.8	13.8	145	7	
8.5	8.5	89	8	
7.9	7.9	83	9	
12.4	12.4	130	10	
2.4	2.4	25	11	
0.8	0.8	8	12	
-----	-----	-----		
100.0	100.0	1,048	cases	

Data type: numeric

Columns: 14-15

<b>Q2_LB</b>	<b>Birthweight - pounds</b>			
--------------	-----------------------------	--	--	--

PCT	PCT	N	VALUE	LABEL
VALID	ALL			
2.4	1.5	16	1	
2.4	1.5	16	2	
2.7	1.7	18	3	
9.0	5.7	60	4	
16.2	10.3	108	5	
23.9	15.2	159	6	
25.3	16.0	168	7	
14.9	9.4	99	8	
2.6	1.6	17	9	
0.6	0.4	4	10	
	36.0	377	-9	LEGITIMATE SKIP
	0.6	6	-8	MISSING
-----	-----	-----		
100.0	100.0	1,048	cases	

Data type: numeric  
 Missing-data codes: lowest thru -1  
 Columns: 16-17

Q2_OZ	Birthweight - ounces			
-------	----------------------	--	--	--

PCT	PCT	N	VALUE	LABEL
VALID	ALL			
8.0	5.1	53	0	
7.6	4.8	50	1	
6.2	3.9	41	2	
8.2	5.2	54	3	
8.0	5.1	53	4	
6.0	3.8	40	5	
8.0	5.1	53	6	
5.1	3.2	34	7	
7.9	5.0	52	8	
6.2	3.9	41	9	
4.8	3.1	32	10	
6.8	4.3	45	11	
5.3	3.3	35	12	
4.1	2.6	27	13	
4.2	2.7	28	14	
3.6	2.3	24	15	
	36.0	377	-9	LEGITIMATE SKIP
	0.9	9	-8	MISSING
-----	-----	-----		
100.0	100.0	1,048	cases	

Data type: numeric  
Missing-data codes: lowest thru -1  
Columns: 18-19

Q2_GR	Birthweight - grams			
-------	---------------------	--	--	--

Min	=	410	Mean	=	2,999.115
Max	=	4,613	Std Dev	=	769.501
Median	=	3,100	Variance	=	592,131.855

(Based on 373 valid cases)

Data type: numeric  
Missing-data codes: lowest thru -1  
Columns: 20-23

<b>Q3_WK</b>	<b>Gestational age - weeks</b>			
--------------	--------------------------------	--	--	--

PCT	PCT	N	VALUE	LABEL
VALID	ALL			
0.1	0.1	1	20	
0.3	0.3	3	22	
0.1	0.1	1	23	
0.4	0.4	4	24	
1.0	1.0	10	25	
1.1	1.0	11	26	
0.6	0.6	6	27	
0.8	0.8	8	28	
0.8	0.8	8	29	
1.4	1.3	14	30	
1.1	1.0	11	31	
1.0	1.0	10	32	
2.0	1.9	20	33	
2.4	2.3	24	34	
4.0	3.9	41	35	
10.3	10.0	105	36	
9.0	8.7	91	37	
14.0	13.5	142	38	
16.8	16.3	171	39	
23.5	22.8	239	40	
8.4	8.1	85	41	
1.1	1.0	11	42	
	0.4	4	-9	LEGITIMATE SKIP
	0.5	5	-8	MISSING
	2.2	23	-4	DON'T KNOW
-----	-----	-----		
100.0	100.0	1,048	cases	

Data type: numeric  
 Missing-data codes: lowest thru -1  
 Columns: 24-25

**MOTHER'S QUESTIONNAIRE**

**A: Pregnancy History**

**A\_1**

**Visit dr. or nurse for prenatal care**

Did you visit a doctor, nurse, or midwife for prenatal care during this pregnancy?

Prenatal care includes pregnancy checkups for weight, blood pressure, physical or pelvic exams, listening to the baby's heart, etc., lab tests of blood and urine or Pap smear, procedures such as ultrasound, sonogram, X-ray, and other procedures related to pregnancy.

PCT	PCT	N	VALUE	LABEL
VALID	ALL			
92.9	92.9	974	1	YES
6.6	6.6	69	2	NO
0.5	0.5	5	3	EDITED YES
-----	-----	-----		
100.0	100.0	1,048	cases	

Data type: numeric  
 Missing-data codes: lowest thru -1  
 Column: 27

**XA\_1A**

**Weeks between first prenatal visit and delivery**

How many weeks were there between your first prenatal visit and the delivery of your baby?

(Original question: In which calendar month did you go for your first prenatal visit?)

Min	=	0	Mean	=	26.973
Max	=	60	Std Dev	=	9.112
Median	=	28	Variance	=	83.033

(Based on 970 valid cases)

Data type: numeric  
 Missing-data codes: lowest thru -1  
 Columns: 28-29



<b>A_1B</b>	<b># prenatal visits for pregnancy</b>
-------------	--

About how many prenatal visits did you have for this pregnancy?

Min	=	1	Mean	=	11.588
Max	=	50	Std Dev	=	5.562
Median	=	12	Variance	=	30.940

(Based on 953 valid cases)

Data type: numeric  
 Missing-data codes: lowest thru -1  
 Columns: 30-31

<b>A_1C</b>	<b>Place you went most often for prenatal care</b>
-------------	--

Where did you go most of the time for your prenatal care visits for this pregnancy? Do not include visits for WIC (Women, Infant, and Children's Food Program) or CSFP (Commodity Supplemental Food Program).

PCT	PCT	N	VALUE	LABEL
VALID	ALL			
27.9	25.3	265	1	PRIVATE DOCTOR/NURSE-MIDWIFE
11.9	10.8	113	2	HMO
39.7	36.0	377	3	HOSPITAL OUTPATIENT CLINIC
20.1	18.2	191	4	COMMU/CITY HEALTH DEPT CLINIC
0.2	0.2	2	5	SHELTER CLINIC
0.0	0.0	0	6	CLINIC AT SCHOOL/WORK
0.0	0.0	0	7	PRISON/JAIL/CLINIC
0.0	0.0	0	8	MOBILE OUTREACH TEAM
0.0	0.0	0	9	MILITARY FACILITY
0.0	0.0	0	10	HOSPITAL EMERGENCY ROOM
0.2	0.2	2	11	OTHER
	6.6	69	-9	LEGITIMATE SKIP
	2.8	29	-6	MULTIPLE RESPONSE
-----	-----	-----		
100.0	100.0	1,048	cases	

Data type: numeric  
 Missing-data codes: lowest thru -1  
 Columns: 32-33

<b>A_1D_01</b>	<b>Service/pregnancy test</b>
----------------	-------------------------------

Which of the following prenatal care services did you get at this place?

## Pregnancy Test

PCT	PCT	N	VALUE	LABEL
VALID	ALL			
39.7	37.0	388	0	NOT CIRCLED
60.3	56.3	590	1	CIRCLED
	6.6	69	-9	LEGITIMATE SKIP
	0.1	1	-8	MISSING
-----	-----	-----		
100.0	100.0	1,048	cases	

Data type: numeric

Missing-data codes: lowest thru -1

Columns: 34-35

<b>A_1D_02</b>	<b>Service/prenatal checkups</b>
----------------	----------------------------------

Which of the following prenatal care services did you get at this place?

## Prenatal Checkups

PCT	PCT	N	VALUE	LABEL
VALID	ALL			
1.5	1.4	15	0	NOT CIRCLED
98.5	91.9	963	1	CIRCLED
	6.6	69	-9	LEGITIMATE SKIP
	0.1	1	-8	MISSING
-----	-----	-----		
100.0	100.0	1,048	cases	

Data type: numeric

Missing-data codes: lowest thru -1

Columns: 36-37

<b>A_1D_03</b>	<b>Service/lab tests</b>
----------------	--------------------------

Which of the following prenatal care services did you get at this place?

Lab Tests

PCT	PCT	N	VALUE	LABEL
VALID	ALL			
19.3	18.0	189	0	NOT CIRCLED
80.7	75.3	789	1	CIRCLED
	6.6	69	-9	LEGITIMATE SKIP
	0.1	1	-8	MISSING
-----	-----	-----		
100.0	100.0	1,048	cases	

Data type: numeric  
 Missing-data codes: lowest thru -1  
 Columns: 38-39

<b>A_1D_04</b>	<b>Service/sonogram/ultrasound</b>
----------------	------------------------------------

Which of the following prenatal care services did you get at this place?

Sonogram or Ultrasound

PCT	PCT	N	VALUE	LABEL
VALID	ALL			
30.7	28.6	300	0	NOT CIRCLED
69.3	64.7	678	1	CIRCLED
	6.6	69	-9	LEGITIMATE SKIP
	0.1	1	-8	MISSING
-----	-----	-----		
100.0	100.0	1,048	cases	

Data type: numeric  
 Missing-data codes: lowest thru -1  
 Columns: 40-41

**A\_1D\_05****Service/xray**

Which of the following prenatal care services did you get at this place?

X-ray

PCT	PCT	N	VALUE	LABEL
VALID	ALL			
95.7	89.3	936	0	NOT CIRCLED
4.3	4.0	42	1	CIRCLED
	6.6	69	-9	LEGITIMATE SKIP
	0.1	1	-8	MISSING
-----	-----	-----		
100.0	100.0	1,048	cases	

Data type: numeric

Missing-data codes: lowest thru -1

Columns: 42-43

**A\_1D\_06****Service/amniocentesis**

Which of the following prenatal care services did you get at this place?

Amniocentesis or Chorionic Villus Sampling

PCT	PCT	N	VALUE	LABEL
VALID	ALL			
89.7	83.7	877	0	NOT CIRCLED
10.3	9.6	101	1	CIRCLED
	6.6	69	-9	LEGITIMATE SKIP
	0.1	1	-8	MISSING
-----	-----	-----		
100.0	100.0	1,048	cases	

Data type: numeric

Missing-data codes: lowest thru -1

Columns: 44-45

<b>A_1D_07</b>	<b>Service/emergency visits</b>
----------------	---------------------------------

Which of the following prenatal care services did you get at this place?

Emergency Visits

PCT	PCT	N	VALUE	LABEL
VALID	ALL			
77.3	72.1	756	0	NOT CIRCLED
22.7	21.2	222	1	CIRCLED
	6.6	69	-9	LEGITIMATE SKIP
	0.1	1	-8	MISSING
-----	-----	-----		
100.0	100.0	1,048	cases	

Data type: numeric  
 Missing-data codes: lowest thru -1  
 Columns: 46-47

<b>A_1D_08</b>	<b>Service/other</b>
----------------	----------------------

Which of the following prenatal care services did you get at this place?

Other

PCT	PCT	N	VALUE	LABEL
VALID	ALL			
99.4	92.6	970	0	NOT CIRCLED
0.6	0.6	6	1	CIRCLED
	6.6	69	-9	LEGITIMATE SKIP
	0.3	3	-8	MISSING
-----	-----	-----		
100.0	100.0	1,048	cases	

Data type: numeric  
 Missing-data codes: lowest thru -1  
 Columns: 48-49

**XA\_2****Days between dr due date and delivery**

How many days were there between the date the doctor told you the baby was due and the actual delivery?

(Original question: What date did your doctor say the baby was due?)

Min	=	-124	Mean	=	-12.406
Max	=	49	Std Dev	=	23.627
Median	=	-7	Variance	=	558.212

(Based on 968 valid cases)

Data type: numeric  
Missing-data codes: -999--444  
Columns: 50-53

**XA\_3****Weeks mother knew she was pregnant**

How many weeks did you know you were pregnant?

(Original question: In which calendar month were you sure you were pregnant?)

Min	=	0	Mean	=	32.882
Max	=	63	Std Dev	=	6.989
Median	=	34	Variance	=	48.841

(Based on 1,037 valid cases)

Data type: numeric  
Missing-data codes: lowest thru -1  
Columns: 54-55

**A\_4** **Used birth control month became pregnant**

During the month before you became pregnant, were you using any kind of birth control?

PCT	PCT	N	VALUE	LABEL
VALID	ALL			
20.5	20.5	215	1	YES
79.1	79.0	828	2	NO
0.4	0.4	4	3	EDITED YES
	0.1	1	-8	MISSING
-----	-----	-----		
100.0	100.0	1,048		cases

Data type: numeric  
 Missing-data codes: lowest thru -1  
 Columns: 56-57

**A4\_A\_1** **Specify kind of birth control #1**

What kind of birth control was that? First mention.

PCT	PCT	N	VALUE	LABEL
VALID	ALL			
60.2	11.5	121	1	BIRTH CONTROL PILL
5.5	1.0	11	2	DIAPHRAGM
0.0	0.0	0	3	INJECTIONS
22.4	4.3	45	4	CONDOM
5.0	1.0	10	5	FOAM/JELLY, CREAM, SUPPOSITORY
0.5	0.1	1	6	IUD, COIL, LLP
0.5	0.1	1	7	FEMALE STERILIZATION-TUBES TIED/WOMB REMOVED
0.0	0.0	0	8	MALE STERILIZATION-VASECTOMY
0.0	0.0	0	9	OTHER
5.0	1.0	10	10	SPONGE
1.0	0.2	2	11	RHYTHM
	79.0	828	-9	LEGITIMATE SKIP
	1.4	15	-8	MISSING
	0.4	4	-4	DON'T KNOW
-----	-----	-----		
100.0	100.0	1,048		cases

Data type: numeric  
 Missing-data codes: lowest thru -1  
 Columns: 58-59

**A4\_A\_2****Specify kind of birth control #2**

What kind of birth control was that? Second mention.

PCT	PCT	N	VALUE	LABEL
VALID	ALL			
0.0	0.0	0	1	BIRTH CONTROL PILL
22.2	0.2	2	2	DIAPHRAGM
0.0	0.0	0	3	INJECTIONS
55.6	0.5	5	4	CONDOM
22.2	0.2	2	5	FOAM, JELLY, CREAM, SUPPOSITORY
0.0	0.0	0	6	IUD, COIL, LLP
0.0	0.0	0	7	FEMALE STERILIZATION-TUBES TIED/WOMB REMOVED
0.0	0.0	0	8	MALE STERILIZATION-VASECTOMY
0.0	0.0	0	9	OTHER
0.0	0.0	0	10	SPONGE
0.0	0.0	0	11	RHYTHM
	97.5	1,022	-9	LEGITIMATE SKIP
	1.4	15	-8	MISSING
	0.2	2	-4	DON'T KNOW
-----	-----	-----		
100.0	100.0	1,048		cases

Data type: numeric

Missing-data codes: lowest thru -1

Columns: 60-61

**A\_5****Felt about becoming pregnant**

Thinking back to just before you became pregnant, how did you feel about becoming pregnant? Did you want to become pregnant at that time, at a later or earlier time, or not at all?

PCT	PCT	N	VALUE	LABEL
VALID	ALL			
31.4	31.2	327	1	WANTED TO-THAT TIME
29.3	29.2	306	2	WANTED TO-LATER
4.2	4.2	44	3	WANTED TO-EARLIER
35.1	34.9	366	4	DIDN'T WANT TO GET PREGNANT
	0.3	3	-8	MISSING
	0.2	2	-4	DON'T KNOW
-----	-----	-----		
100.0	100.0	1,048		cases

Data type: numeric

Missing-data codes: lowest thru -1

Columns: 62-63



<b>A_6</b>	<b>Thought about having an abortion</b>
------------	---

Did you think about having an abortion during this pregnancy?

PCT	PCT	N	VALUE	LABEL
VALID	ALL			
28.5	28.4	298	1	YES
52.0	51.9	544	2	NO
19.6	19.6	205	3	EDITED YES
	0.1	1	-8	MISSING

-----  
 100.0 100.0 1,048 cases

Data type: numeric  
 Missing-data codes: lowest thru -1  
 Columns: 64-65

<b>A_6A</b>	<b>Continue pregnancy because abortion cost</b>
-------------	---

Did you continue the pregnancy because you were not able to pay for an abortion?

PCT	PCT	N	VALUE	LABEL
VALID	ALL			
19.5	9.3	97	1	YES
80.5	38.3	401	2	NO
	51.9	544	-9	LEGITIMATE SKIP
	0.6	6	-8	MISSING

-----  
 100.0 100.0 1,048 cases

Data type: numeric  
 Missing-data codes: lowest thru -1  
 Columns: 66-67

**A\_7\_01****Medical problem/premature labor contractions**

Did you have any of the following medical problems during this pregnancy?

Premature labor or contractions

PCT	PCT	N	VALUE	LABEL
VALID	ALL			
32.9	32.8	344	1	YES
67.1	66.9	701	2	NO
	0.3	3	-8	MISSING
-----	-----	-----		
100.0	100.0	1,048	cases	

Data type: numeric

Missing-data codes: lowest thru -1

Columns: 68-69

**A\_7\_02****Medical problem/anemia**

Did you have any of the following medical problems during this pregnancy?

Anemia

PCT	PCT	N	VALUE	LABEL
VALID	ALL			
21.2	21.1	221	1	YES
78.8	78.4	822	2	NO
	0.4	4	-8	MISSING
	0.1	1	-6	MULTIPLE RESPONSE
-----	-----	-----		
100.0	100.0	1,048	cases	

Data type: numeric

Missing-data codes: lowest thru -1

Columns: 70-71

<b>A_7_03</b>	<b>Medical problem/vaginal bleeding</b>
---------------	---

Did you have any of the following medical problems during this pregnancy?

Vaginal bleeding or placenta problems

PCT	PCT	N	VALUE	LABEL
VALID	ALL			
16.3	16.2	170	1	YES
83.7	83.2	872	2	NO
	0.5	5	-8	MISSING
	0.1	1	-6	MULTIPLE RESPONSE
-----	-----	-----		
100.0	100.0	1,048	cases	

Data type: numeric  
 Missing-data codes: lowest thru -1  
 Columns: 72-73

<b>A_7_04</b>	<b>Medical problem/excessive vomiting</b>
---------------	---

Did you have any of the following medical problems during this pregnancy?

Excessive vomiting

PCT	PCT	N	VALUE	LABEL
VALID	ALL			
15.6	15.5	162	1	YES
84.4	83.7	877	2	NO
	0.7	7	-8	MISSING
	0.2	2	-6	MULTIPLE RESPONSE
-----	-----	-----		
100.0	100.0	1,048	cases	

Data type: numeric  
 Missing-data codes: lowest thru -1  
 Columns: 74-75

**A\_7\_05****Medical problem/toxemia/pre-eclampsia**

Did you have any of the following medical problems during this pregnancy?

Pregnancy-induced hypertension or high blood pressure (toxemia or pre-eclampsia)

PCT	PCT	N	VALUE	LABEL
VALID	ALL			
11.4	11.4	119	1	YES
88.6	88.5	927	2	NO
	0.2	2	-8	MISSING
-----	-----	-----		
100.0	100.0	1,048	cases	

Data type: numeric

Missing-data codes: lowest thru -1

Columns: 76-77

**A\_7\_06****Medical problem/sugar diabetes**

Did you have any of the following medical problems during this pregnancy?

Diabetes or sugar diabetes

PCT	PCT	N	VALUE	LABEL
VALID	ALL			
5.5	5.5	58	1	YES
94.5	94.3	988	2	NO
	0.2	2	-8	MISSING
-----	-----	-----		
100.0	100.0	1,048	cases	

Data type: numeric

Missing-data codes: lowest thru -1

Columns: 78-79

**A\_7\_07                      Medical problem/hepatitis/yellow jaundice**

Did you have any of the following medical problems during this pregnancy?

Hepatitis or Yellow Jaundice

PCT	PCT	N	VALUE	LABEL
VALID	ALL			
0.8	0.8	8	1	YES
99.2	99.0	1,038	2	NO
	0.2	2	-8	MISSING
-----	-----	-----		
100.0	100.0	1,048	cases	

Data type: numeric  
 Missing-data codes: lowest thru -1  
 Columns: 80-81

**A\_7\_08                      Medical problem/tuberculosis**

Did you have any of the following medical problems during this pregnancy?

Tuberculosis

PCT	PCT	N	VALUE	LABEL
VALID	ALL			
0.1	0.1	1	1	YES
99.9	99.5	1,043	2	NO
	0.4	4	-8	MISSING
-----	-----	-----		
100.0	100.0	1,048	cases	

Data type: numeric  
 Missing-data codes: lowest thru -1  
 Columns: 82-83

**A\_7\_09****Medical problem/AIDS/ARC/HIV**

Did you have any of the following medical problems during this pregnancy?

AIDS, ARC, or HIV

PCT	PCT	N	VALUE	LABEL
VALID	ALL			
0.9	0.9	9	1	YES
99.1	98.7	1,034	2	NO
	0.5	5	-8	MISSING
-----	-----	-----		
100.0	100.0	1,048	cases	

Data type: numeric

Missing-data codes: lowest thru -1

Columns: 84-85

**A\_7\_10****Medical problem/depression**

Did you have any of the following medical problems during this pregnancy?

Depression (feelings of sadness and loss of interest in usual activities for 2 weeks or longer)

PCT	PCT	N	VALUE	LABEL
VALID	ALL			
19.6	19.6	205	1	YES
80.4	80.2	841	2	NO
	0.2	2	-8	MISSING
-----	-----	-----		
100.0	100.0	1,048	cases	

Data type: numeric

Missing-data codes: lowest thru -1

Columns: 86-87

**A\_7\_11 Medical problem/alcohol drug related**

Did you have any of the following medical problems during this pregnancy?

Alcohol or drug-related problems

PCT	PCT	N	VALUE	LABEL
VALID	ALL			
7.5	7.4	78	1	YES
92.5	92.4	968	2	NO
	0.2	2	-8	MISSING
-----	-----	-----		
100.0	100.0	1,048	cases	

Data type: numeric  
 Missing-data codes: lowest thru -1  
 Columns: 88-89

**A\_7\_12 Medical problem/other medical problem**

Did you have any of the following medical problems during this pregnancy?

Any other medical problems

PCT	PCT	N	VALUE	LABEL
VALID	ALL			
9.4	9.3	97	1	YES
90.6	89.6	939	2	NO
	1.1	12	-8	MISSING
-----	-----	-----		
100.0	100.0	1,048	cases	

Data type: numeric  
 Missing-data codes: lowest thru -1  
 Columns: 90-91

A\_7\_SP

Medical problem/other specify

Did you have any of the following medical problems during this pregnancy?

Any other medical problems

PCT	PCT	N	VALUE	LABEL
VALID	ALL			
15.6	1.4	15	11	ASTHMA OR BRONCHITIS
3.1	0.3	3	12	YEAST INFECTION
3.1	0.3	3	13	SINUS PROBLEM
6.2	0.6	6	14	BACK PROBLEMS
6.2	0.6	6	15	SICKLE CELL ANEMIA
2.1	0.2	2	16	PLACENTAL PROBLEMS
1.0	0.1	1	17	STD, UNSPECIFIED
7.3	0.7	7	18	OVARIAN CYSTS OR FIBROIDS
8.3	0.8	8	19	OTHER INFECTIONS
7.3	0.7	7	20	HEART OR BLOOD PROBLEMS
2.1	0.2	2	21	ULCER
1.0	0.1	1	22	HERNIA
1.0	0.1	1	23	RUPTURED UTERUS
2.1	0.2	2	24	SEIZURES
2.1	0.2	2	25	DEHYDRATION
31.2	2.9	30	26	OTHER
	89.6	939	-9	LEGITIMATE SKIP
	1.2	13	-8	MISSING
-----	-----	-----		
100.0	100.0	1,048	cases	

Data type: numeric

Missing-data codes: lowest thru -1

Columns: 92-93



**A\_8\_1****Infection urinary tract infection**

During this pregnancy, did you have any of the following infections?

Urinary tract or bladder infection

PCT	PCT	N	VALUE	LABEL
VALID	ALL			
26.6	26.4	277	1	YES
73.3	73.0	765	2	NO
0.1	0.1	1	3	EDITED YES
	0.5	5	-8	MISSING
-----	-----	-----		
100.0	100.0	1,048	cases	

Data type: numeric

Missing-data codes: lowest thru -1

Columns: 94-95

**A\_8A\_1****Took antibiotics bladder infection**

(IF YES IN A-8): Did you take antibiotics for this infection?

PCT	PCT	N	VALUE	LABEL
VALID	ALL			
89.7	22.4	235	1	YES
10.3	2.6	27	2	NO
	73.0	765	-9	LEGITIMATE SKIP
	2.0	21	-8	MISSING
-----	-----	-----		
100.0	100.0	1,048	cases	

Data type: numeric

Missing-data codes: lowest thru -1

Columns: 96-97

**A\_8\_2****Infection chlamydia**

During this pregnancy, did you have any of the following infections?

Chlamydia

PCT	PCT	N	VALUE	LABEL
VALID	ALL			
7.0	6.9	72	1	YES
93.0	91.8	962	2	NO
	1.2	13	-8	MISSING
	0.1	1	-6	MULTIPLE RESPONSE
-----	-----	-----		
100.0	100.0	1,048	cases	

Data type: numeric

Missing-data codes: lowest thru -1

Columns: 98-99

**A\_8A\_2****Took antibiotics chlamydia**

(IF YES IN A-8): Did you take antibiotics for this infection?

PCT	PCT	N	VALUE	LABEL
VALID	ALL			
85.5	5.6	59	1	YES
14.5	1.0	10	2	NO
	91.8	962	-9	LEGITIMATE SKIP
	1.6	17	-8	MISSING
-----	-----	-----		
100.0	100.0	1,048	cases	

Data type: numeric

Missing-data codes: lowest thru -1

Columns: 100-101

**A\_8\_3****Infection syphilis**

During this pregnancy, did you have any of the following infections?

Syphilis

PCT	PCT	N	VALUE	LABEL
VALID	ALL			
3.0	3.0	31	1	YES
97.0	95.7	1,003	2	NO
	1.3	14	-8	MISSING
-----	-----	-----		
100.0	100.0	1,048	cases	

Data type: numeric

Missing-data codes: lowest thru -1

Columns: 102-103

**A\_8A\_3****Took antibiotics syphilis**

(IF YES IN A-8): Did you take antibiotics for this infection?

PCT	PCT	N	VALUE	LABEL
VALID	ALL			
93.1	2.6	27	1	YES
6.9	0.2	2	2	NO
	95.7	1,003	-9	LEGITIMATE SKIP
	1.5	16	-8	MISSING
-----	-----	-----		
100.0	100.0	1,048	cases	

Data type: numeric

Missing-data codes: lowest thru -1

Columns: 104-105

<b>A_8_4</b>	<b>Infection gonorrhea</b>
--------------	----------------------------

During this pregnancy, did you have any of the following infections?

Gonorrhea

PCT	PCT	N	VALUE	LABEL
VALID	ALL			
2.1	2.1	22	1	YES
97.9	96.6	1,012	2	NO
	1.3	14	-8	MISSING
-----	-----	-----		
100.0	100.0	1,048	cases	

Data type: numeric

Missing-data codes: lowest thru -1

Columns: 106-107

<b>A_8A_4</b>	<b>Took antibiotics gonorrhea</b>
---------------	-----------------------------------

(IF YES IN A-8): Did you take antibiotics for this infection?

PCT	PCT	N	VALUE	LABEL
VALID	ALL			
90.0	1.7	18	1	YES
10.0	0.2	2	2	NO
	96.6	1,012	-9	LEGITIMATE SKIP
	1.5	16	-8	MISSING
-----	-----	-----		
100.0	100.0	1,048	cases	

Data type: numeric

Missing-data codes: lowest thru -1

Columns: 108-109

<b>A_8_5</b>	<b>Infection genital herpes</b>
--------------	---------------------------------

During this pregnancy, did you have any of the following infections?

Genital Herpes

PCT	PCT	N	VALUE	LABEL
VALID	ALL			
1.5	1.4	15	1	YES
98.5	97.1	1,018	2	NO
	1.4	15	-8	MISSING
-----	-----	-----		
100.0	100.0	1,048	cases	

Data type: numeric

Missing-data codes: lowest thru -1

Columns: 110-111

<b>A_8A_5</b>	<b>Took antibiotics genital herpes</b>
---------------	--

(IF YES IN A-8): Did you take antibiotics for this infection?

PCT	PCT	N	VALUE	LABEL
VALID	ALL			
13.3	0.2	2	1	YES
86.7	1.2	13	2	NO
	97.1	1,018	-9	LEGITIMATE SKIP
	1.4	15	-8	MISSING
-----	-----	-----		
100.0	100.0	1,048	cases	

Data type: numeric

Missing-data codes: lowest thru -1

Columns: 112-113

**A\_8\_6****Infection other sex trans disease**

During this pregnancy, did you have any of the following infections?

Any other sexually transmitted disease

PCT	PCT	N	VALUE	LABEL
VALID	ALL			
3.6	3.5	37	1	YES
96.4	95.3	999	2	NO
	1.1	12	-8	MISSING
-----	-----	-----		
100.0	100.0	1,048	cases	

Data type: numeric

Missing-data codes: lowest thru -1

Columns: 114-115

**A\_8A\_6****Took antibiotics other sex trans disease**

(IF YES IN A-8): Did you take antibiotics for this infection?

PCT	PCT	N	VALUE	LABEL
VALID	ALL			
65.4	1.6	17	1	YES
34.6	0.9	9	2	NO
	95.7	1,003	-9	LEGITIMATE SKIP
	1.7	18	-8	MISSING
	0.1	1	-4	DON'T KNOW
-----	-----	-----		
100.0	100.0	1,048	cases	

Data type: numeric

Missing-data codes: lowest thru -1

Columns: 116-117

<b>A_8_SP</b>	<b>Other sex trans disease specify</b>
---------------	--

During this pregnancy, did you have any of the following infections?

Any other sexually transmitted disease

PCT	PCT	N	VALUE	LABEL
VALID	ALL			
55.9	1.8	19	11	TRICHOMONAS
38.2	1.2	13	12	YEAST INFECTION
5.9	0.2	2	13	GENITAL WARTS
	95.3	999	-9	LEGITIMATE SKIP
	1.1	12	-8	MISSING
	0.3	3	-4	DON'T KNOW
-----	-----	-----		
100.0	100.0	1,048	cases	

Data type: numeric  
 Missing-data codes: lowest thru -1  
 Columns: 118-119

<b>A_9</b>	<b>Took antibiotics during pregnancy other reason</b>
------------	---

Did you take antibiotics for any other reason during your pregnancy?

PCT	PCT	N	VALUE	LABEL
VALID	ALL			
14.0	13.8	145	1	YES
85.1	84.1	881	2	NO
0.9	0.9	9	3	EDITED YES
	1.2	13	-8	MISSING
-----	-----	-----		
100.0	100.0	1,048	cases	

Data type: numeric  
 Missing-data codes: lowest thru -1  
 Columns: 120-121

<b>A_9_SP</b>	<b>Type of antibiotics specify</b>
---------------	------------------------------------

What type of antibiotic was that?

PCT	PCT	N	VALUE	LABEL
VALID	ALL			
3.7	0.4	4	11	AMINOGLYCOSIDES
68.8	7.2	75	12	CEPHALOSPORINS AND PENICILLINS
15.6	1.6	17	13	ERYTHROMYCINS AND TETRACYCLINES
11.9	1.2	13	14	ARYNAGINAL ANTIMICROBIALS
	84.1	881	-9	LEGITIMATE SKIP
	2.0	21	-8	MISSING
	3.5	37	-4	DON'T KNOW
-----	-----	-----		
100.0	100.0	1,048	cases	

Data type: numeric

Missing-data codes: lowest thru -1

Columns: 122-123

<b>A_10</b>	<b>Stayed overnight in hospital pregnancy</b>
-------------	---

During this pregnancy, did you stay overnight in a hospital other than this time (when your baby was delivered)?

PCT	PCT	N	VALUE	LABEL
VALID	ALL			
15.8	15.6	164	1	YES
83.5	82.7	867	2	NO
0.7	0.7	7	3	EDITED YES
	1.0	10	-8	MISSING
-----	-----	-----		
100.0	100.0	1,048	cases	

Data type: numeric

Missing-data codes: lowest thru -1

Columns: 124-125



<b>A_10_A</b>	<b># time hospitalized overnight pregnancy</b>
---------------	--

How many times were you hospitalized overnight during this pregnancy?

PCT	PCT	N	VALUE	LABEL
VALID	ALL			
70.5	11.2	117	1	
18.1	2.9	30	2	
7.2	1.1	12	3	
1.8	0.3	3	4	
1.8	0.3	3	5	
0.6	0.1	1	10	
	82.7	867	-9	LEGITIMATE SKIP
	1.4	15	-8	MISSING
-----	-----	-----		
100.0	100.0	1,048	cases	

Data type: numeric  
 Missing-data codes: lowest thru -1  
 Columns: 126-127

<b>A_11</b>	<b>Weight before becoming pregnant</b>
-------------	--

How much did you weigh just before you became pregnant?  
 [IN POUNDS]

Min	=	89	Mean	=	140.444
Max	=	239	Std Dev	=	31.957
Median	=	134	Variance	=	1,021.233

(Based on 1,032 valid cases)

Data type: numeric  
 Missing-data codes: lowest thru -1  
 Columns: 128-130

**A\_12****Weight just before delivery**

How much did you weight just before your delivery?  
[IN POUNDS]

Min	=	106	Mean	=	169.965
Max	=	260	Std Dev	=	34.576
Median	=	163	Variance	=	1,195.503

(Based on 1,030 valid cases)

Data type: numeric  
Missing-data codes: lowest thru -1  
Columns: 131-133

**A\_13\_FT****Height in feet**

How tall are you? [FEET]

PCT	PCT	N	VALUE	LABEL
VALID	ALL			
2.8	2.8	29	4	
96.5	96.2	1,008	5	
0.8	0.8	8	6	
	0.2	2	-8	MISSING
	0.1	1	-4	DON'T KNOW
-----	-----	-----		
100.0	100.0	1,048	cases	

Data type: numeric  
Missing-data codes: lowest thru -1  
Columns: 134-135

<b>A_13_IN</b>	<b>Height in inches</b>
----------------	-------------------------

How tall are you? [INCHES]

PCT	PCT	N	VALUE	LABEL
VALID	ALL			
5.1	5.1	53	0	
5.7	5.6	59	1	
11.8	11.6	122	2	
12.7	12.6	132	3	
14.7	14.5	152	4	
14.5	14.3	150	5	
14.1	13.9	146	6	
8.8	8.7	91	7	
4.0	3.9	41	8	
4.2	4.2	44	9	
1.5	1.5	16	10	
3.0	3.0	31	11	
	0.8	8	-8	MISSING
	0.3	3	-4	DON'T KNOW
-----	-----	-----		
100.0	100.0	1,048	cases	

Data type: numeric  
 Missing-data codes: lowest thru -1  
 Columns: 136-137

**A\_14****# of pregnancies you have had before**

Now, I have some questions about any pregnancies you've had before this one. Not counting this pregnancy, how many times have you been pregnant before?

PCT	PCT	N	VALUE	LABEL
VALID	ALL			
21.1	21.0	220	0	
23.0	22.9	240	1	
20.8	20.7	217	2	
13.9	13.8	145	3	
9.5	9.4	99	4	
5.0	5.0	52	5	
2.9	2.9	30	6	
1.7	1.7	18	7	
1.1	1.1	12	8	
0.5	0.5	5	9	
0.2	0.2	2	10	
0.5	0.5	5	11	
	0.3	3	-8	MISSING
-----	-----	-----		
100.0	100.0	1,048	cases	

Data type: numeric

Missing-data codes: lowest thru -1

Columns: 138-139

<b>A_14_A</b>	<b># pregnancies ended with a live birth</b>
---------------	--

How many of those pregnancies ended with a live birth?

PCT	PCT	N	VALUE	LABEL
VALID	ALL			
17.7	13.8	145	0	
37.9	29.6	310	1	
24.7	19.3	202	2	
10.4	8.1	85	3	
5.5	4.3	45	4	
2.1	1.6	17	5	
0.7	0.6	6	6	
0.2	0.2	2	7	
0.4	0.3	3	8	
0.2	0.2	2	9	
	20.7	217	-9	LEGITIMATE SKIP
	1.3	14	-8	MISSING
-----	-----	-----		
100.0	100.0	1,048	cases	

Data type: numeric  
 Missing-data codes: lowest thru -1  
 Columns: 140-141

<b>A_14_C</b>	<b>Were all of these live births</b>
---------------	--------------------------------------

Were all of these live births?

PCT	PCT	N	VALUE	LABEL
VALID	ALL			
37.7	17.9	188	1	YES
62.3	29.7	311	2	NO
	35.4	371	-9	LEGITIMATE SKIP
	17.0	178	-8	MISSING
-----	-----	-----		
100.0	100.0	1,048	cases	

Data type: numeric  
 Missing-data codes: lowest thru -1  
 Columns: 142-143

<b>A_15_A</b>	<b># pregnancies ended with a miscarriage</b>
---------------	---

How man of those previous pregnancies ended with a miscarriage, before 20 weeks (of pregnancy)?

PCT	PCT	N	VALUE	LABEL
VALID	ALL			
54.0	21.7	227	0	
34.0	13.6	143	1	
8.6	3.4	36	2	
2.4	1.0	10	3	
1.0	0.4	4	4	
	45.1	473	-9	LEGITIMATE SKIP
	14.8	155	-8	MISSING
-----	-----	-----		
100.0	100.0	1,048	cases	

Data type: numeric  
 Missing-data codes: lowest thru -1  
 Columns: 144-145

<b>A_15_B</b>	<b># pregnancies ended with still birth</b>
---------------	---

How many of those previous pregnancies ended with a stillbirth at or after 20 weeks (of pregnancy)?

PCT	PCT	N	VALUE	LABEL
VALID	ALL			
91.6	36.3	380	0	
7.2	2.9	30	1	
1.2	0.5	5	2	
	45.1	473	-9	LEGITIMATE SKIP
	15.3	160	-8	MISSING
-----	-----	-----		
100.0	100.0	1,048	cases	

Data type: numeric  
 Missing-data codes: lowest thru -1  
 Columns: 146-147

<b>A_15_C</b>	<b># induced abortions have you had</b>
---------------	---

How many induced abortions have you had?

PCT	PCT	N	VALUE	LABEL
VALID	ALL			
33.8	14.2	149	0	
40.8	17.2	180	1	
16.8	7.1	74	2	
6.1	2.6	27	3	
2.5	1.0	11	4	
	45.1	473	-9	LEGITIMATE SKIP
	12.7	133	-8	MISSING
	0.1	1	-6	MULTIPLE RESPONSE
-----	-----	-----		
100.0	100.0	1,048	cases	

Data type: numeric  
 Missing-data codes: lowest thru -1  
 Columns: 148-149

<b>A_15_D</b>	<b># induced abortions for health reasons</b>
---------------	---

How many of these were for health-related reasons?

PCT	PCT	N	VALUE	LABEL
VALID	ALL			
94.2	25.0	262	0	
4.0	1.0	11	1	
1.4	0.4	4	2	
0.4	0.1	1	6	
	70.7	741	-9	LEGITIMATE SKIP
	2.8	29	-8	MISSING
-----	-----	-----		
100.0	100.0	1,048	cases	

Data type: numeric  
 Missing-data codes: lowest thru -1  
 Columns: 150-151

A17A1\_LB

Birthweight lbs: baby1

Now I'd like some information about the liveborn babies you've delivered NOT counting the baby you just had.

How much did your first liveborn baby weigh at birth?  
[POUNDS]

PCT	PCT	N	VALUE	LABEL
VALID	ALL			
0.6	0.4	4	1	
0.6	0.4	4	2	
1.5	1.0	10	3	
3.3	2.1	22	4	
11.6	7.4	78	5	
31.5	20.1	211	6	
30.4	19.5	204	7	
13.3	8.5	89	8	
5.7	3.6	38	9	
1.3	0.9	9	10	
0.1	0.1	1	12	
	36.1	378	-9	LEGITIMATE SKIP
-----	-----	-----		
100.0	100.0	1,048	cases	

Data type: numeric

Missing-data codes: lowest thru -1

Columns: 152-153



<b>A17A1_OZ</b>	<b>Birthweight oz: baby1</b>
-----------------	------------------------------

How much did your first liveborn baby weigh at birth?  
 [OUNCES]

PCT	PCT	N	VALUE	LABEL
VALID	ALL			
6.9	4.3	45	0	
6.0	3.7	39	1	
5.0	3.1	33	2	
6.9	4.3	45	3	
6.3	3.9	41	4	
7.2	4.5	47	5	
7.3	4.6	48	6	
6.6	4.1	43	7	
7.5	4.7	49	8	
4.7	3.0	31	9	
4.4	2.8	29	10	
6.4	4.0	42	11	
6.9	4.3	45	12	
6.9	4.3	45	13	
6.7	4.2	44	14	
4.4	2.8	29	15	
	36.1	378	-9	LEGITIMATE SKIP
	1.1	12	-8	MISSING
	0.3	3	-4	DON'T KNOW
-----	-----	-----		
100.0	100.0	1,048	cases	

Data type: numeric  
 Missing-data codes: lowest thru -1  
 Columns: 154-155

XA17A1

Mother's age at delivery: baby1

What was your age at the time of delivery of this baby?

(Original Question: In what month and year was that baby born?)

PCT	PCT	N	VALUE	LABEL
VALID	ALL			
0.5	0.3	3	11	
0.3	0.2	2	12	
0.6	0.4	4	13	
2.3	1.4	15	14	
8.0	5.1	53	15	
10.1	6.4	67	16	
11.2	7.1	74	17	
11.2	7.1	74	18	
8.9	5.6	59	19	
10.4	6.6	69	20	
5.7	3.6	38	21	
3.8	2.4	25	22	
2.3	1.4	15	23	
3.3	2.1	22	24	
3.2	2.0	21	25	
2.3	1.4	15	26	
2.4	1.5	16	27	
2.0	1.2	13	28	
2.7	1.7	18	29	
2.9	1.8	19	30	
0.8	0.5	5	31	
1.7	1.0	11	32	
1.4	0.9	9	33	
0.5	0.3	3	34	
0.6	0.4	4	35	
0.3	0.2	2	36	
0.3	0.2	2	37	
0.5	0.3	3	38	
0.2	0.1	1	39	
	36.1	378	-9	LEGITIMATE SKIP
	0.4	4	-8	MISSING
	0.1	1	-7	ITEM REFUSAL
	0.3	3	-5	DATA OUT OF RANGE
-----	-----	-----		
100.0	100.0	1,048	cases	

Data type: numeric

Missing-data codes: lowest thru -1

Columns: 156-157

**A17A1\_MF                      Sex: baby1**

What was that baby's sex?

PCT	PCT	N	VALUE	LABEL
VALID	ALL			
50.9	32.5	341	1	MALE
49.1	31.4	329	2	FEMALE
	36.1	378	-9	LEGITIMATE SKIP
-----	-----	-----		
100.0	100.0	1,048	cases	

Data type: numeric  
 Missing-data codes: lowest thru -1  
 Columns: 158-159

**A17A1\_YN                      Baby delivered more than 2 weeks early: baby1**

Was he/she delivered more than 2 weeks early?

PCT	PCT	N	VALUE	LABEL
VALID	ALL			
18.4	11.3	118	1	YES
81.6	50.0	524	2	NO
	36.1	378	-9	LEGITIMATE SKIP
	2.7	28	-8	MISSING
-----	-----	-----		
100.0	100.0	1,048	cases	

Data type: numeric  
 Missing-data codes: lowest thru -1  
 Columns: 160-161

A17A2\_LB

Birthweight lbs: baby2

Now I'd like some information about the liveborn babies you've delivered NOT counting the baby you just had.

How much did your second liveborn baby weigh at birth?  
[POUNDS]

PCT	PCT	N	VALUE	LABEL
VALID	ALL			
0.3	0.1	1	0	
1.1	0.4	4	1	
1.4	0.5	5	2	
1.1	0.4	4	3	
2.5	0.9	9	4	
14.4	5.0	52	5	
28.5	9.8	103	6	
32.4	11.2	117	7	
13.9	4.8	50	8	
3.3	1.1	12	9	
1.1	0.4	4	10	
	65.5	686	-9	LEGITIMATE SKIP
	0.1	1	-4	DON'T KNOW
-----	-----	-----		
100.0	100.0	1,048	cases	

Data type: numeric

Missing-data codes: lowest thru -1

Columns: 162-163

<b>A17A2_OZ</b>	<b>Birthweight oz: baby2</b>
-----------------	------------------------------

How much did your second liveborn baby weigh at birth?  
 [OUNCES]

PCT	PCT	N	VALUE	LABEL
VALID	ALL			
8.7	2.9	30	0	
4.0	1.3	14	1	
5.8	1.9	20	2	
7.2	2.4	25	3	
6.4	2.1	22	4	
8.1	2.7	28	5	
7.5	2.5	26	6	
7.2	2.4	25	7	
7.5	2.5	26	8	
5.5	1.8	19	9	
4.6	1.5	16	10	
8.1	2.7	28	11	
5.5	1.8	19	12	
7.2	2.4	25	13	
4.0	1.3	14	14	
2.6	0.9	9	15	
	65.5	686	-9	LEGITIMATE SKIP
	1.0	11	-8	MISSING
	0.5	5	-4	DON'T KNOW
-----	-----	-----		
100.0	100.0	1,048	cases	

Data type: numeric  
 Missing-data codes: lowest thru -1  
 Columns: 164-165

**XA17A2****Mother's age at delivery: baby2**

What was your age at the time of delivery of this baby?

(Original Question: In what month and year was that baby born?)

PCT	PCT	N	VALUE	LABEL
VALID	ALL			
0.3	0.1	1	14	
0.8	0.3	3	15	
2.2	0.8	8	16	
4.8	1.6	17	17	
7.6	2.6	27	18	
12.6	4.3	45	19	
11.5	3.9	41	20	
8.4	2.9	30	21	
5.9	2.0	21	22	
9.3	3.1	33	23	
5.1	1.7	18	24	
6.7	2.3	24	25	
4.8	1.6	17	26	
3.7	1.2	13	27	
2.2	0.8	8	28	
2.0	0.7	7	29	
3.1	1.0	11	30	
1.7	0.6	6	31	
2.2	0.8	8	32	
2.8	1.0	10	33	
0.8	0.3	3	34	
0.3	0.1	1	36	
0.6	0.2	2	37	
0.6	0.2	2	38	
	65.5	686	-9	LEGITIMATE SKIP
	0.3	3	-8	MISSING
	0.2	2	-5	DATA OUT OF RANGE
	0.1	1	-4	DON'T KNOW
-----	-----	-----		
100.0	100.0	1,048	cases	

Data type: numeric

Missing-data codes: lowest thru -1

Columns: 166-167

<b>A17A2_MF</b>	<b>Sex: baby2</b>
-----------------	-------------------

What was that baby's sex?

PCT	PCT	N	VALUE	LABEL
VALID	ALL			
50.1	17.3	181	1	MALE
49.9	17.2	180	2	FEMALE
	65.5	686	-9	LEGITIMATE SKIP
	0.1	1	-8	MISSING
-----	-----	-----		
100.0	100.0	1,048	cases	

Data type: numeric  
 Missing-data codes: lowest thru -1  
 Columns: 168-169

<b>A17A2_YN</b>	<b>Baby delivered more than 2 weeks early: baby2</b>
-----------------	--

Was he/she delivered more than 2 weeks early?

PCT	PCT	N	VALUE	LABEL
VALID	ALL			
16.3	5.4	57	1	YES
83.7	28.0	293	2	NO
	65.5	686	-9	LEGITIMATE SKIP
	1.1	12	-8	MISSING
-----	-----	-----		
100.0	100.0	1,048	cases	

Data type: numeric  
 Missing-data codes: lowest thru -1  
 Columns: 170-171

A17A3\_LB

Birthweight lbs: baby3

Now I'd like some information about the liveborn babies you've delivered NOT counting the baby you just had.

How much did your third liveborn baby weigh at birth?  
[POUNDS]

PCT	PCT	N	VALUE	LABEL
VALID	ALL			
2.5	0.4	4	2	
3.1	0.5	5	3	
6.2	1.0	10	4	
12.4	1.9	20	5	
36.6	5.6	59	6	
23.0	3.5	37	7	
14.9	2.3	24	8	
1.2	0.2	2	9	
	84.6	887	-9	LEGITIMATE SKIP
-----	-----	-----		
100.0	100.0	1,048	cases	

Data type: numeric

Missing-data codes: lowest thru -1

Columns: 172-173



<b>A17A3_OZ</b>	<b>Birthweight oz: baby3</b>
-----------------	------------------------------

How much did your third liveborn baby weigh at birth?  
 [OUNCES]

PCT	PCT	N	VALUE	LABEL
VALID	ALL			
14.1	2.1	22	0	
3.8	0.6	6	1	
8.3	1.2	13	2	
5.8	0.9	9	3	
4.5	0.7	7	4	
9.6	1.4	15	5	
5.1	0.8	8	6	
8.3	1.2	13	7	
7.7	1.1	12	8	
3.8	0.6	6	9	
3.2	0.5	5	10	
5.8	0.9	9	11	
5.8	0.9	9	12	
3.8	0.6	6	13	
7.1	1.0	11	14	
3.2	0.5	5	15	
	84.6	887	-9	LEGITIMATE SKIP
	0.4	4	-8	MISSING
	0.1	1	-4	DON'T KNOW
-----	-----	-----		
100.0	100.0	1,048	cases	

Data type: numeric  
 Missing-data codes: lowest thru -1  
 Columns: 174-175

**XA17A3****Mother's age at delivery: baby3**

What was your age at the time of delivery of this baby?

(Original Question: In what month and year was that baby born?)

PCT	PCT	N	VALUE	LABEL
VALID	ALL			
0.6	0.1	1	15	
1.3	0.2	2	17	
2.5	0.4	4	18	
10.7	1.6	17	19	
6.3	1.0	10	20	
6.9	1.0	11	21	
6.3	1.0	10	22	
11.9	1.8	19	23	
4.4	0.7	7	24	
9.4	1.4	15	25	
9.4	1.4	15	26	
7.5	1.1	12	27	
6.9	1.0	11	28	
5.0	0.8	8	29	
1.9	0.3	3	30	
3.8	0.6	6	31	
1.9	0.3	3	32	
0.6	0.1	1	33	
1.9	0.3	3	34	
0.6	0.1	1	35	
	84.6	887	-9	LEGITIMATE SKIP
	0.1	1	-8	MISSING
	0.1	1	-4	DON'T KNOW
-----	-----	-----		
100.0	100.0	1,048	cases	

Data type: numeric

Missing-data codes: lowest thru -1

Columns: 176-177

<b>A17A3_MF</b>	<b>Sex: baby3</b>
-----------------	-------------------

What was that baby's sex?

PCT	PCT	N	VALUE	LABEL
VALID	ALL			
50.9	7.8	82	1	MALE
49.1	7.5	79	2	FEMALE
	84.6	887	-9	LEGITIMATE SKIP
-----	-----	-----		
100.0	100.0	1,048		cases

Data type: numeric

Missing-data codes: lowest thru -1

Columns: 178-179

<b>A17A3_YN</b>	<b>Baby delivered more than 2 weeks early: baby3</b>
-----------------	--

Was he/she delivered more than 2 weeks early?

PCT	PCT	N	VALUE	LABEL
VALID	ALL			
23.1	3.4	36	1	YES
76.9	11.5	120	2	NO
	84.6	887	-9	LEGITIMATE SKIP
	0.5	5	-8	MISSING
-----	-----	-----		
100.0	100.0	1,048		cases

Data type: numeric

Missing-data codes: lowest thru -1

Columns: 180-181

A17A4\_LB

Birthweight lbs: baby4

Now I'd like some information about the liveborn babies you've delivered NOT counting the baby you just had.

How much did your fourth liveborn baby weigh at birth?  
[POUNDS]

PCT	PCT	N	VALUE	LABEL
VALID	ALL			
2.8	0.2	2	1	
1.4	0.1	1	2	
4.2	0.3	3	3	
6.9	0.5	5	4	
8.3	0.6	6	5	
19.4	1.3	14	6	
34.7	2.4	25	7	
18.1	1.2	13	8	
2.8	0.2	2	9	
1.4	0.1	1	11	
	93.0	975	-9	LEGITIMATE SKIP
	0.1	1	-4	DON'T KNOW
-----	-----	-----		
100.0	100.0	1,048	cases	

Data type: numeric

Missing-data codes: lowest thru -1

Columns: 182-183

<b>A17A4_OZ</b>	<b>Birthweight oz: baby4</b>
-----------------	------------------------------

How much did your fourth liveborn baby weigh at birth?  
 [OUNCES]

PCT	PCT	N	VALUE	LABEL
VALID	ALL			
16.2	1.0	11	0	
2.9	0.2	2	1	
11.8	0.8	8	2	
4.4	0.3	3	3	
5.9	0.4	4	4	
8.8	0.6	6	5	
1.5	0.1	1	6	
8.8	0.6	6	7	
10.3	0.7	7	8	
13.2	0.9	9	9	
1.5	0.1	1	10	
2.9	0.2	2	11	
4.4	0.3	3	12	
2.9	0.2	2	13	
4.4	0.3	3	15	
	93.0	975	-9	LEGITIMATE SKIP
	0.2	2	-8	MISSING
	0.3	3	-4	DON'T KNOW
-----	-----	-----		
100.0	100.0	1,048	cases	

Data type: numeric  
 Missing-data codes: lowest thru -1  
 Columns: 184-185

**XA17A4****Mother's age at delivery: baby4**

What was your age at the time of delivery of this baby?

(Original Question: In what month and year was that baby born?)

PCT	PCT	N	VALUE	LABEL
VALID	ALL			
1.4	0.1	1	17	
4.3	0.3	3	19	
2.9	0.2	2	20	
5.7	0.4	4	21	
5.7	0.4	4	22	
12.9	0.9	9	23	
8.6	0.6	6	24	
2.9	0.2	2	25	
12.9	0.9	9	26	
7.1	0.5	5	27	
5.7	0.4	4	28	
5.7	0.4	4	29	
4.3	0.3	3	30	
7.1	0.5	5	31	
2.9	0.2	2	32	
4.3	0.3	3	33	
2.9	0.2	2	34	
2.9	0.2	2	38	
	93.0	975	-9	LEGITIMATE SKIP
	0.1	1	-8	MISSING
	0.1	1	-5	DATA OUT OF RANGE
	0.1	1	-4	DON'T KNOW
-----	-----	-----		
100.0	100.0	1,048	cases	

Data type: numeric

Missing-data codes: lowest thru -1

Columns: 186-187

**A17A4\_MF                      Sex: baby4**

What was that baby's sex?

PCT	PCT	N	VALUE	LABEL
VALID	ALL			
56.9	3.9	41	1	MALE
43.1	3.0	31	2	FEMALE
	93.0	975	-9	LEGITIMATE SKIP
	0.1	1	-8	MISSING
-----	-----	-----		
100.0	100.0	1,048	cases	

Data type: numeric  
 Missing-data codes: lowest thru -1  
 Columns: 188-189

**A17A4\_YN                      Baby delivered more than 2 weeks early: baby4**

Was he/she delivered more than 2 weeks early?

PCT	PCT	N	VALUE	LABEL
VALID	ALL			
30.9	2.0	21	1	YES
69.1	4.5	47	2	NO
	93.0	975	-9	LEGITIMATE SKIP
	0.5	5	-8	MISSING
-----	-----	-----		
100.0	100.0	1,048	cases	

Data type: numeric  
 Missing-data codes: lowest thru -1  
 Columns: 190-191

**A17A5\_LB****Birthweight lbs: baby5**

Now I'd like some information about the liveborn babies you've delivered NOT counting the baby you just had.

How much did your fifth liveborn baby weigh at birth?  
[POUNDS]

PCT	PCT	N	VALUE	LABEL
VALID	ALL			
6.9	0.2	2	1	
10.3	0.3	3	5	
24.1	0.7	7	6	
34.5	1.0	10	7	
6.9	0.2	2	8	
6.9	0.2	2	9	
10.3	0.3	3	10	
	97.0	1,017	-9	LEGITIMATE SKIP
	0.2	2	-4	DON'T KNOW
-----	-----	-----		
100.0	100.0	1,048	cases	

Data type: numeric

Missing-data codes: lowest thru -1

Columns: 192-193



<b>A17A5_OZ</b>	<b>Birthweight oz: baby5</b>
-----------------	------------------------------

How much did your fifth liveborn baby weigh at birth?  
 [OUNCES]

PCT	PCT	N	VALUE	LABEL
VALID	ALL			
22.2	0.6	6	0	
14.8	0.4	4	1	
7.4	0.2	2	2	
3.7	0.1	1	3	
3.7	0.1	1	4	
14.8	0.4	4	5	
7.4	0.2	2	9	
7.4	0.2	2	10	
3.7	0.1	1	11	
7.4	0.2	2	12	
3.7	0.1	1	13	
3.7	0.1	1	14	
	97.0	1,017	-9	LEGITIMATE SKIP
	0.1	1	-8	MISSING
	0.3	3	-4	DON'T KNOW
-----	-----	-----		
100.0	100.0	1,048	cases	

Data type: numeric  
 Missing-data codes: lowest thru -1  
 Columns: 194-195

**XA17A5****Mother's age at delivery: baby5**

What was your age at the time of delivery of this baby?

(Original Question: In what month and year was that baby born?)

PCT	PCT	N	VALUE	LABEL
VALID	ALL			
10.3	0.3	3	20	
3.4	0.1	1	22	
10.3	0.3	3	23	
10.3	0.3	3	24	
10.3	0.3	3	26	
3.4	0.1	1	27	
10.3	0.3	3	28	
13.8	0.4	4	29	
3.4	0.1	1	30	
6.9	0.2	2	32	
3.4	0.1	1	33	
10.3	0.3	3	34	
3.4	0.1	1	35	
	97.0	1,017	-9	LEGITIMATE SKIP
	0.1	1	-8	MISSING
	0.1	1	-4	DON'T KNOW
-----	-----	-----		
100.0	100.0	1,048	cases	

Data type: numeric

Missing-data codes: lowest thru -1

Columns: 196-197

**A17A5\_MF****Sex: baby5**

What was that baby's sex?

PCT	PCT	N	VALUE	LABEL
VALID	ALL			
58.1	1.7	18	1	MALE
41.9	1.2	13	2	FEMALE
	97.0	1,017	-9	LEGITIMATE SKIP
-----	-----	-----		
100.0	100.0	1,048	cases	

Data type: numeric

Missing-data codes: lowest thru -1

Columns: 198-199

<b>A17A5_YN</b>	<b>Baby delivered more than 2 weeks early: baby5</b>
-----------------	--

Was he/she delivered more than 2 weeks early?

PCT	PCT	N	VALUE	LABEL
VALID	ALL			
17.9	0.5	5	1	YES
82.1	2.2	23	2	NO
	97.0	1,017	-9	LEGITIMATE SKIP
	0.3	3	-8	MISSING
-----	-----	-----		
100.0	100.0	1,048	cases	

Data type: numeric  
 Missing-data codes: lowest thru -1  
 Columns: 200-201

<b>A17A6_LB</b>	<b>Birthweight lbs: baby6</b>
-----------------	-------------------------------

Now I'd like some information about the liveborn babies you've delivered NOT counting the baby you just had.

How much did your sixth liveborn baby weigh at birth?  
 [POUNDS]

PCT	PCT	N	VALUE	LABEL
VALID	ALL			
8.3	0.1	1	5	
41.7	0.5	5	6	
41.7	0.5	5	7	
8.3	0.1	1	8	
	98.9	1,036	-9	LEGITIMATE SKIP
-----	-----	-----		
100.0	100.0	1,048	cases	

Data type: numeric  
 Missing-data codes: lowest thru -1  
 Columns: 202-203

<b>A17A6_OZ</b>	<b>Birthweight oz: baby6</b>
-----------------	------------------------------

How much did your sixth liveborn baby weigh at birth?  
[OUNCES]

PCT	PCT	N	VALUE	LABEL
VALID	ALL			
27.3	0.3	3	0	
18.2	0.2	2	2	
9.1	0.1	1	3	
9.1	0.1	1	4	
18.2	0.2	2	9	
18.2	0.2	2	11	
	98.9	1,036	-9	LEGITIMATE SKIP
	0.1	1	-4	DON'T KNOW
-----	-----	-----		
100.0	100.0	1,048	cases	

Data type: numeric  
Missing-data codes: lowest thru -1  
Columns: 204-205

<b>XA17A6</b>	<b>Mother's age at delivery: baby6</b>
---------------	--

What was your age at the time of delivery of this baby?

(Original Question: In what month and year was that baby born?)

PCT	PCT	N	VALUE	LABEL
VALID	ALL			
8.3	0.1	1	23	
8.3	0.1	1	24	
16.7	0.2	2	25	
16.7	0.2	2	28	
8.3	0.1	1	29	
16.7	0.2	2	30	
16.7	0.2	2	31	
8.3	0.1	1	37	
	98.9	1,036	-9	LEGITIMATE SKIP
-----	-----	-----		
100.0	100.0	1,048	cases	

Data type: numeric  
Missing-data codes: lowest thru -1  
Columns: 206-207

<b>A17A6_MF</b>	<b>Sex: baby6</b>
-----------------	-------------------

What was that baby's sex?

PCT	PCT	N	VALUE	LABEL
VALID	ALL			
50.0	0.6	6	1	MALE
50.0	0.6	6	2	FEMALE
	98.9	1,036	-9	LEGITIMATE SKIP
-----	-----	-----		
100.0	100.0	1,048	cases	

Data type: numeric

Missing-data codes: lowest thru -1

Columns: 208-209

<b>A17A6_YN</b>	<b>Baby delivered more than 2 weeks early: baby6</b>
-----------------	--

Was he/she delivered more than 2 weeks early?

PCT	PCT	N	VALUE	LABEL
VALID	ALL			
10.0	0.1	1	1	YES
90.0	0.9	9	2	NO
	98.9	1,036	-9	LEGITIMATE SKIP
	0.2	2	-8	MISSING
-----	-----	-----		
100.0	100.0	1,048	cases	

Data type: numeric

Missing-data codes: lowest thru -1

Columns: 210-211

<b>A17A7_LB</b>	<b>Birthweight lbs: baby7</b>
-----------------	-------------------------------

Now I'd like some information about the liveborn babies you've delivered NOT counting the baby you just had.

How much did your seventh liveborn baby weigh at birth?  
[POUNDS]

PCT	PCT	N	VALUE	LABEL
VALID	ALL			
33.3	0.2	2	5	
66.7	0.4	4	7	
	99.4	1,042	-9	LEGITIMATE SKIP
-----	-----	-----		
100.0	100.0	1,048	cases	

Data type: numeric  
Missing-data codes: lowest thru -1  
Columns: 212-213

<b>A17A7_OZ</b>	<b>Birthweight oz: baby7</b>
-----------------	------------------------------

How much did your seventh liveborn baby weigh at birth?  
[OUNCES]

PCT	PCT	N	VALUE	LABEL
VALID	ALL			
33.3	0.2	2	0	
16.7	0.1	1	2	
16.7	0.1	1	4	
16.7	0.1	1	6	
16.7	0.1	1	15	
	99.4	1,042	-9	LEGITIMATE SKIP
-----	-----	-----		
100.0	100.0	1,048	cases	

Data type: numeric  
Missing-data codes: lowest thru -1  
Columns: 214-215

<b>XA17A7</b>	<b>Mother's age at delivery: baby7</b>
---------------	--

What was your age at the time of delivery of this baby?

(Original Question: In what month and year was that baby born?)

PCT	PCT	N	VALUE	LABEL
VALID	ALL			
16.7	0.1	1	25	
16.7	0.1	1	26	
16.7	0.1	1	29	
33.3	0.2	2	31	
16.7	0.1	1	32	
	99.4	1,042	-9	LEGITIMATE SKIP
-----	-----	-----		
100.0	100.0	1,048	cases	

Data type: numeric  
 Missing-data codes: lowest thru -1  
 Columns: 216-217

<b>A17A7_MF</b>	<b>Sex: baby7</b>
-----------------	-------------------

What was that baby's sex?

PCT	PCT	N	VALUE	LABEL
VALID	ALL			
66.7	0.4	4	1	MALE
33.3	0.2	2	2	FEMALE
	99.4	1,042	-9	LEGITIMATE SKIP
-----	-----	-----		
100.0	100.0	1,048	cases	

Data type: numeric  
 Missing-data codes: lowest thru -1  
 Columns: 218-219

**A17A7\_YN****Baby delivered more than 2 weeks early: baby7**

Was he/she delivered more than 2 weeks early?

PCT	PCT	N	VALUE	LABEL
VALID	ALL			
0.0	0.0	0	1	YES
100.0	0.6	6	2	NO
	99.4	1,042	-9	LEGITIMATE SKIP
-----	-----	-----		
100.0	100.0	1,048	cases	

Data type: numeric

Missing-data codes: lowest thru -1

Columns: 220-221

**A17A8\_LB****Birthweight lbs: baby8**

Now I'd like some information about the liveborn babies you've delivered NOT counting the baby you just had.

How much did your eighth liveborn baby weigh at birth?  
[POUNDS]

PCT	PCT	N	VALUE	LABEL
VALID	ALL			
25.0	0.1	1	5	
25.0	0.1	1	6	
25.0	0.1	1	7	
25.0	0.1	1	8	
	99.6	1,044	-9	LEGITIMATE SKIP
-----	-----	-----		
100.0	100.0	1,048	cases	

Data type: numeric

Missing-data codes: lowest thru -1

Columns: 222-223



**A17A8\_OZ                      Birthweight oz: baby8**

How much did your eighth liveborn baby weigh at birth?  
[OUNCES]

PCT	PCT	N	VALUE	LABEL
VALID	ALL			
25.0	0.1	1	4	
25.0	0.1	1	6	
25.0	0.1	1	7	
25.0	0.1	1	9	
	99.6	1,044	-9	LEGITIMATE SKIP
-----	-----	-----		
100.0	100.0	1,048	cases	

Data type: numeric  
Missing-data codes: lowest thru -1  
Columns: 224-225

**XA17A8                              Mother's age at delivery: baby8**

What was your age at the time of delivery of this baby?

(Original Question: In what month and year was that baby born?)

PCT	PCT	N	VALUE	LABEL
VALID	ALL			
25.0	0.1	1	25	
25.0	0.1	1	27	
25.0	0.1	1	30	
25.0	0.1	1	34	
	99.6	1,044	-9	LEGITIMATE SKIP
-----	-----	-----		
100.0	100.0	1,048	cases	

Data type: numeric  
Missing-data codes: lowest thru -1  
Columns: 226-227

**A17A8\_MF****Sex: baby8**

What was that baby's sex?

PCT	PCT	N	VALUE	LABEL
VALID	ALL			
25.0	0.1	1	1	MALE
75.0	0.3	3	2	FEMALE
	99.6	1,044	-9	LEGITIMATE SKIP
-----	-----	-----		
100.0	100.0	1,048	cases	

Data type: numeric

Missing-data codes: lowest thru -1

Columns: 228-229

**A17A8\_YN****Baby delivered more than 2 weeks early: baby8**

Was he/she delivered more than 2 weeks early?

PCT	PCT	N	VALUE	LABEL
VALID	ALL			
25.0	0.1	1	1	YES
75.0	0.3	3	2	NO
	99.6	1,044	-9	LEGITIMATE SKIP
-----	-----	-----		
100.0	100.0	1,048	cases	

Data type: numeric

Missing-data codes: lowest thru -1

Columns: 230-231

<b>A17A9_LB</b>	<b>Birthweight lbs: baby9</b>
-----------------	-------------------------------

Now I'd like some information about the liveborn babies you've delivered NOT counting the baby you just had.

How much did your ninth liveborn baby weigh at birth?  
[POUNDS]

PCT	PCT	N	VALUE	LABEL
VALID	ALL			
50.0	0.1	1	7	
50.0	0.1	1	8	
	99.8	1,046	-9	LEGITIMATE SKIP
-----	-----	-----		
100.0	100.0	1,048	cases	

Data type: numeric  
Missing-data codes: lowest thru -1  
Columns: 232-233

<b>A17A9_OZ</b>	<b>Birthweight oz: baby9</b>
-----------------	------------------------------

How much did your ninth liveborn baby weigh at birth?  
[OUNCES]

PCT	PCT	N	VALUE	LABEL
VALID	ALL			
50.0	0.1	1	0	
50.0	0.1	1	1	
	99.8	1,046	-9	LEGITIMATE SKIP
-----	-----	-----		
100.0	100.0	1,048	cases	

Data type: numeric  
Missing-data codes: lowest thru -1  
Columns: 234-235

<b>XA17A9</b>	<b>Mother's age at delivery: baby9</b>
---------------	--

What was your age at the time of delivery of this baby?

(Original Question: In what month and year was that baby born?)

PCT	PCT	N	VALUE	LABEL
VALID	ALL			
50.0	0.1	1	30	
50.0	0.1	1	37	
	99.8	1,046	-9	LEGITIMATE SKIP
-----	-----	-----		
100.0	100.0	1,048	cases	

Data type: numeric

Missing-data codes: lowest thru -1

Columns: 236-237

<b>A17A9_MF</b>	<b>Sex: baby9</b>
-----------------	-------------------

What was that baby's sex?

PCT	PCT	N	VALUE	LABEL
VALID	ALL			
50.0	0.1	1	1	MALE
50.0	0.1	1	2	FEMALE
	99.8	1,046	-9	LEGITIMATE SKIP
-----	-----	-----		
100.0	100.0	1,048	cases	

Data type: numeric

Missing-data codes: lowest thru -1

Columns: 238-239

<b>A17A9_YN</b>	<b>Baby delivered more than 2 weeks early: baby9</b>
-----------------	--

Was he/she delivered more than 2 weeks early?

PCT	PCT	N	VALUE	LABEL
VALID	ALL			
0.0	0.0	0	1	YES
100.0	0.2	2	2	NO
	99.8	1,046	-9	LEGITIMATE SKIP
-----	-----	-----		
100.0	100.0	1,048	cases	

Data type: numeric

Missing-data codes: lowest thru -1

Columns: 240-241

**B: Demographics**

**XAGECALC                      Mothers age calculated from month, day, year**

What is your age?

(Original Question: What is your date of birth?)

PCT	PCT	N	VALUE	LABEL
VALID	ALL			
0.4	0.4	4	13	
0.6	0.6	6	14	
1.1	1.0	11	15	
1.4	1.4	15	16	
3.1	3.1	32	17	
3.3	3.2	34	18	
5.8	5.7	60	19	
5.2	5.2	54	20	
5.9	5.8	61	21	
6.1	6.1	64	22	
3.9	3.9	41	23	
5.3	5.2	55	24	
5.1	5.1	53	25	
6.0	5.9	62	26	
4.5	4.5	47	27	
5.6	5.5	58	28	
5.2	5.2	54	29	
3.9	3.9	41	30	
3.0	3.0	31	31	
4.4	4.4	46	32	
4.4	4.4	46	33	
3.6	3.6	38	34	
4.1	4.1	43	35	
2.7	2.7	28	36	
2.2	2.2	23	37	
0.6	0.6	6	38	
1.1	1.0	11	39	
1.5	1.5	16	40	
0.1	0.1	1	42	
0.1	0.1	1	43	
	0.2	2	-8	MISSING
	0.1	1	-7	ITEM REFUSAL
	0.3	3	-5	DATA OUT OF RANGE
-----	-----	-----		
100.0	100.0	1,048	cases	

Data type: numeric  
 Missing-data codes: lowest thru -1  
 Columns: 242-243

<b>B_2</b>	<b>Current marital status</b>
------------	-------------------------------

Which of the following best describes your current marital status?

PCT	PCT	N	VALUE	LABEL
VALID	ALL			
31.3	31.2	327	1	MARRIED
0.2	0.2	2	2	WIDOWED
3.7	3.7	39	3	DIVORCED/SEPARATED
11.0	11.0	115	4	NOT MARRIED/LIVING W/A PARTNER
53.8	53.6	562	5	NEVER MARRIED
	0.1	1	-8	MISSING
	0.1	1	-7	ITEM REFUSAL
	0.1	1	-6	MULTIPLE RESPONSE
-----	-----	-----		
100.0	100.0	1,048		cases

Data type: numeric

Missing-data codes: lowest thru -1

Columns: 244-245

<b>B_3</b>	<b>Hispanic/Spanish origin/descent</b>
------------	--

Are you Hispanic or Spanish origin or descent?

PCT	PCT	N	VALUE	LABEL
VALID	ALL			
6.2	6.1	64	1	YES
93.8	92.1	965	2	NO
	1.7	18	-8	MISSING
	0.1	1	-7	ITEM REFUSAL
-----	-----	-----		
100.0	100.0	1,048		cases

Data type: numeric

Missing-data codes: lowest thru -1

Columns: 246-247

<b>B_4</b>	<b>Racial background</b>
------------	--------------------------

Which of the following groups best describes you?

PCT	PCT	N	VALUE	LABEL
VALID	ALL			
82.8	79.3	831	1	BLACK/AFRICAN AMERICAN
13.0	12.5	131	2	WHITE
0.3	0.3	3	3	AMERICAN INDLAN/ALASKAN NATIVE
0.9	0.9	9	4	ASIAN/PACIFIC ISLANDER
0.7	0.7	7	5	SOME OTHER RACE
2.3	2.2	23	6	HISPANIC, RACE UNSPECIFIED
	3.8	40	-8	MISSING
	0.4	4	-6	MULTIPLE RESPONSE
-----	-----	-----		
100.0	100.0	1,048	cases	

Data type: numeric  
 Missing-data codes: lowest thru -1  
 Columns: 248-249

**B\_5****Highest level/last grade completed**

What is the highest level or last grade that you completed in school?

PCT	PCT	N	VALUE	LABEL
VALID	ALL			
0.4	0.4	4	0	NO SCHOOLING
0.1	0.1	1	1	ELEMENTARY GRADE 1
0.7	0.7	7	2	ELEMENTARY GRADE 2
0.2	0.2	2	3	ELEMENTARY GRADE 3
0.3	0.3	3	4	ELEMENTARY GRADE 4
0.5	0.5	5	5	ELEMENTARY GRADE 5
0.8	0.8	8	6	ELEMENTARY GRADE 6
0.8	0.8	8	7	ELEMENTARY GRADE 7
1.5	1.5	16	8	ELEMENTARY GRADE 8
5.2	5.2	54	9	HIGH SCHOOL GRADE 9
6.6	6.6	69	10	HIGH SCHOOL GRADE 10
12.3	12.3	129	11	HIGH SCHOOL GRADE 11
37.9	37.8	396	12	HIGH SCHOOL GRADE 12
6.4	6.4	67	13	COLLEGE YEAR 1
6.5	6.5	68	14	COLLEGE YEAR 2
2.9	2.9	30	15	COLLEGE YEAR 3
7.3	7.3	76	16	COLLEGE YEAR 4
9.8	9.8	103	17	GRADUATE/PROFESSIONAL
	0.2	2	-8	MISSING
-----	-----	-----		
100.0	100.0	1,048	cases	

Data type: numeric

Missing-data codes: lowest thru -1

Columns: 250-251



<b>B_6</b>	<b># people regularly live with/include self</b>
------------	--

Including yourself, how many people do you regularly live with? Please include the new baby.

PCT	PCT	N	VALUE	LABEL
VALID	ALL			
3.6	3.5	37	2	
27.4	27.2	285	3	
27.5	27.3	286	4	
18.6	18.4	193	5	
10.0	9.9	104	6	
4.2	4.2	44	7	
4.4	4.4	46	8	
2.2	2.2	23	9	
1.1	1.0	11	10	
0.6	0.6	6	11	
0.2	0.2	2	12	
0.1	0.1	1	13	
0.2	0.2	2	14	
	0.7	7	-8	MISSING
	0.1	1	-2	RESPONSE ILLEGIBLE
-----	-----	-----		
100.0	100.0	1,048	cases	

Data type: numeric  
 Missing-data codes: lowest thru -1  
 Columns: 252-253

**B\_7****# people under the age of 18**

How many of these people are under the age of 18?

PCT	PCT	N	VALUE	LABEL
VALID	ALL			
2.6	2.6	27	0	
26.6	26.2	275	1	
30.6	30.2	316	2	
20.3	20.0	210	3	
11.0	10.9	114	4	
4.9	4.9	51	5	
1.8	1.8	19	6	
1.3	1.2	13	7	
0.5	0.5	5	8	
0.2	0.2	2	9	
	1.1	12	-8	MISSING
	0.3	3	-5	DATA OUT OF RANGE
	0.1	1	-4	DON'T KNOW
-----	-----	-----		
100.0	100.0	1,048	cases	

Data type: numeric

Missing-data codes: lowest thru -1

Columns: 254-255

**C: Specific Drug Use (Self-Administered)**

**C\_1                      Your age when first tried a cigarette**

About how old were you when you first tried a cigarette?

PCT	PCT	N	VALUE	LABEL
VALID	ALL			
0.1	0.1	1	5	
0.1	0.1	1	6	
0.3	0.3	3	7	
0.9	0.9	9	8	
1.3	1.3	14	9	
1.5	1.5	16	10	
1.9	1.9	20	11	
5.5	5.4	57	12	
6.5	6.5	68	13	
7.0	7.0	73	14	
8.9	8.9	93	15	
10.0	9.9	104	16	
3.3	3.3	35	17	
3.9	3.9	41	18	
1.2	1.2	13	19	
1.1	1.1	12	20	
0.6	0.6	6	21	
0.1	0.1	1	22	
0.3	0.3	3	23	
0.2	0.2	2	24	
0.2	0.2	2	25	
0.1	0.1	1	26	
0.2	0.2	2	28	
0.1	0.1	1	31	
44.7	44.6	467	91	NEVER TRIED A CIGARETTE
	0.2	2	-5	DATA OUT OF RANGE
	0.1	1	-4	DON'T KNOW
-----	-----	-----		
100.0	100.0	1,048	cases	

Data type: numeric  
 Missing-data codes: lowest thru -1  
 Columns: 256-257

C\_2

Age/first started smoking cigarette daily

About how old were you wehn you first started smoking  
cigarettes daily?

PCT	PCT	N	VALUE	LABEL
VALID	ALL			
0.1	0.1	1	5	
0.1	0.1	1	8	
0.1	0.1	1	9	
0.2	0.2	2	10	
0.1	0.1	1	11	
0.7	0.7	7	12	
1.7	1.7	18	13	
2.6	2.6	27	14	
4.1	4.1	43	15	
6.4	6.3	66	16	
5.2	5.2	54	17	
4.7	4.7	49	18	
2.1	2.1	22	19	
1.6	1.6	17	20	
1.3	1.3	14	21	
0.8	0.8	8	22	
0.6	0.6	6	23	
0.8	0.8	8	24	
0.4	0.4	4	25	
0.2	0.2	2	26	
0.1	0.1	1	28	
0.1	0.1	1	32	
0.1	0.1	1	35	
65.9	65.3	684	91	NEVER SMOKED DAILY
	1.0	10	-8	MISSING
-----	-----	-----		
100.0	100.0	1,048	cases	

Data type: numeric

Missing-data codes: lowest thru -1

Columns: 258-259

<b>C_3</b>	<b>Last time you smoked a cigarette</b>
------------	---

When was the last time you smoked a cigarette?

PCT	PCT	N	VALUE	LABEL
VALID	ALL			
20.2	20.2	212	1	WITHIN THE PAST WEEK
2.2	2.2	23	2	WITHIN THE PAST MONTH
1.0	1.0	10	3	1/MORE MON AGO/LESS THAN 3 MON AGO
1.3	1.3	14	4	3/MORE MON AGO/LESS THAN 6 MON AGO
4.4	4.4	46	5	6/MORE MON AGO/LESS THAN 1 YR AGO
3.6	3.6	38	6	1/MORE YR AGO/LESS THAN 3 YR AGO
15.1	15.1	158	7	3/MORE YEARS AGO
1.5	1.5	16	8	EDITED PREGNANCY USE
6.1	6.1	64	9	EDITED LIFETIME USE
44.6	44.6	467	91	NEVER SMOKED A CIGARETTE IN MY LIFE
-----	-----	-----		
100.0	100.0	1,048		cases

Data type: numeric  
 Missing-data codes: lowest thru -1  
 Columns: 260-261

<b>C_4</b>	<b># of cigarettes smoked a day/ this pregnancy</b>
------------	---

How many cigarettes did you smoke per day, on average, during this pregnancy?

PCT	PCT	N	VALUE	LABEL
VALID	ALL			
3.3	3.3	35	1	LESS THAN ONE CIGARETTE A DAY
11.3	11.3	118	2	1 TO 5 CIGARETTES A DAY
8.5	8.5	89	3	ABOUT 1/2 PACK A DAY
2.6	2.6	27	4	ABOUT PACK DAY
0.6	0.6	6	5	ABOUT 1-1/2 PACKS A DAY
0.3	0.3	3	6	ABOUT 2 PACKS OR MORE DAY
1.0	1.0	11	8	EDITED PREGNANCY USE, FREQUENCY UNSPECIFIED
72.4	72.4	759	91	DID NOT SMOKE DURING THIS PREGNANCY
-----	-----	-----		
100.0	100.0	1,048		cases

Data type: numeric  
 Missing-data codes: lowest thru -1  
 Columns: 262-263

**C\_5****Live in same house with one who smoked/preg**

During any part of this pregnancy, did you live in the same house with anyone who smoked cigarettes?

PCT	PCT	N	VALUE	LABEL
VALID	ALL			
41.6	41.2	432	1	YES
58.4	57.9	607	2	NO
	0.8	8	-8	MISSING
	0.1	1	-6	MULTIPLE RESPONSE
-----	-----	-----		
100.0	100.0	1,048		cases

Data type: numeric

Missing-data codes: lowest thru -1

Columns: 264-265

<b>C_6</b>	<b>Age first had glass of beer/wine/liquor</b>
------------	--

About how old were you the first time you had a glass of beer or wine or a drink of liquor, such as whiskey, gin, or scotch? Do not include childhood sips that you might have had from an older person's drink.

PCT	PCT	N	VALUE	LABEL
VALID	ALL			
0.1	0.1	1	4	
0.1	0.1	1	5	
0.1	0.1	1	6	
0.2	0.2	2	7	
0.2	0.2	2	8	
0.2	0.2	2	9	
0.4	0.4	4	10	
0.2	0.2	2	11	
1.6	1.5	16	12	
3.6	3.4	36	13	
4.6	4.4	46	14	
5.5	5.2	55	15	
13.9	13.4	140	16	
10.1	9.7	102	17	
13.1	12.6	132	18	
3.2	3.1	32	19	
2.1	2.0	21	20	
2.9	2.8	29	21	
1.3	1.2	13	22	
0.5	0.5	5	23	
0.6	0.6	6	24	
1.0	1.0	10	25	
0.2	0.2	2	26	
0.1	0.1	1	27	
0.1	0.1	1	28	
0.3	0.3	3	30	
34.0	32.6	342	91	NEVER HAD A DRINK IN MY LIFE
	3.3	35	-8	MISSING
	0.6	6	-5	DATA OUT OF RANGE
-----	-----	-----		
100.0	100.0	1,048	cases	

Data type: numeric  
 Missing-data codes: lowest thru -1  
 Columns: 266-267

C\_7

## Last time you drank any alcohol

When was the last time you drank any alcohol?

PCT	PCT	N	VALUE	LABEL
VALID	ALL			
7.5	7.3	76	1	WITHIN THE PAST WEEK (7 DAYS)
5.2	5.1	53	2	WITHIN THE PAST MONTH (30 DAYS)
4.0	3.9	41	3	1/MORE MON AGO/LESS THAN 3 MON AGO
3.9	3.8	40	4	3/MORE MON AGO/LESS THAN 6 MON AGO
18.2	17.7	185	5	6/MORE MON AGO/LESS THAN 1 YR AGO
15.7	15.2	159	6	1/MORE YR AGO/LESS THAN 3 YR AGO
8.4	8.1	85	7	3/MORE YEARS AGO
2.4	2.3	24	8	EDITED PREGNANCY USE
1.0	1.0	10	9	EDITED LIFETIME USE
33.7	32.6	342	91	NEVER HAD A DRINK IN MY LIFE
	3.1	33	-8	MISSING
-----	-----	-----		
100.0	100.0	1,048		cases

Data type: numeric

Missing-data codes: lowest thru -1

Columns: 268-269



C\_8

## How often you drink alcohol this pregnancy

About how often on average did you drink alcohol during this pregnancy?

This means how often you drank alcohol on average during your entire pregnancy.

PCT	PCT	N	VALUE	LABEL
VALID	ALL			
1.2	1.1	12	1	DAILY
1.0	1.0	10	2	ALMOST DAILY/3 TO 6 DAYS A WEEK
4.1	4.0	42	3	1 TO 2 DAYS A WEEK
4.1	4.0	42	4	SEVERAL TIMES A MONTH
12.5	12.1	127	5	MONTHLY OR LESS (AT LEAST ONCE)
3.3	3.2	34	8	EDITED PREGNANCY USE, FREQUENCY UNSPECIFIED
73.7	71.4	748	91	DID NOT DRINK DURING THIS PREGNANCY
	3.1	33	-8	MISSING
-----	-----	-----		
100.0	100.0	1,048	cases	

Data type: numeric

Missing-data codes: lowest thru -1

Columns: 270-271

**C\_9****# drinks usually had this pregnancy**

During this pregnancy, about how many drinks did you usually have on those days when you were drinking?

PCT	PCT	N	VALUE	LABEL
VALID	ALL			
12.5	11.5	121	1	
4.2	3.9	41	2	
1.9	1.7	18	3	
0.9	0.9	9	4	
0.4	0.4	4	5	
0.2	0.2	2	6	
0.2	0.2	2	8	
0.1	0.1	1	23	
79.5	73.4	769	91	DID NOT DRINK DURING THIS PREGNANCY
	7.7	81	-8	MISSING
-----	-----	-----		
100.0	100.0	1,048	cases	

Data type: numeric

Missing-data codes: lowest thru -1

Columns: 272-273

<b>C_10</b>	<b>Age first time tried marijuana/hash</b>
-------------	--

About how old were you the first time you tried marijuana or hash?

PCT	PCT	N	VALUE	LABEL
VALID	ALL			
0.1	0.1	1	7	
0.1	0.1	1	8	
0.2	0.2	2	11	
1.1	1.0	11	12	
2.0	2.0	21	13	
2.6	2.6	27	14	
3.6	3.5	37	15	
7.0	6.9	72	16	
4.5	4.4	46	17	
4.3	4.2	44	18	
1.8	1.8	19	19	
0.8	0.8	8	20	
0.8	0.8	8	21	
0.1	0.1	1	22	
0.3	0.3	3	23	
0.2	0.2	2	24	
0.1	0.1	1	25	
0.2	0.2	2	28	
0.2	0.2	2	30	
0.1	0.1	1	31	
70.0	68.9	722	91	NEVER USED MARIJUANA IN MY LIFE
	1.3	14	-8	MISSING
	0.3	3	-5	DATA OUT OF RANGE
-----	-----	-----		
100.0	100.0	1,048	cases	

Data type: numeric  
 Missing-data codes: lowest thru -1  
 Columns: 274-275

C\_11

Last time you used marijuana/hash

When was the last time you used marijuana or hash?

PCT	PCT	N	VALUE	LABEL
VALID	ALL			
0.8	0.8	8	1	WITHIN THE PAST WEEK (7 DAYS)
1.1	1.0	11	2	WITHIN THE PAST MONTH (30 DAYS)
0.9	0.9	9	3	1/MORE MON AGO/LESS THAN 3 MON AGO
0.9	0.9	9	4	3/MORE MON AGO/LESS THAN 6 MON AGO
1.8	1.8	19	5	6/MORE MON AGO/LESS THAN 1 YR AGO
5.1	5.1	53	6	1/MORE YR AGO/LESS THAN 3 YR AGO
17.2	17.0	178	7	3/MORE YEARS AGO
1.4	1.4	15	8	EDITED PREGNANCY USE
1.1	1.0	11	9	EDITED LIFETIME USE
69.8	68.9	722	91	NEVER USED MARIJUANA IN MY LIFE
	1.2	13	-8	MISSING
-----	-----	-----		
100.0	100.0	1,048		cases

Data type: numeric

Missing-data codes: lowest thru -1

Columns: 276-277

**C\_12**

**How often used marijuana this pregnancy**

About how often, on average, did you use marijuana or hash during this pregnancy?

This means how often you used marijuana or hash on average during your entire pregnancy.

PCT	PCT	N	VALUE	LABEL
VALID	ALL			
0.5	0.5	5	1	DAILY
0.3	0.3	3	2	ALMOST DAILY/3 TO 6 DAYS A WEEK
1.1	1.0	11	3	1 TO 2 DAYS A WEEK
0.8	0.8	8	4	SEVERAL TIMES A MONTH
2.4	2.4	25	5	MONTHLY OR LESS (AT LEAST ONCE)
1.1	1.0	11	8	EDITED PREGNANCY USE, FREQUENCY UNSPECIFIED
93.9	91.9	963	91	DID NOT USE MARIJUANA DURING THIS PREGNANCY
	1.2	13	-8	MISSING
	0.9	9	-5	DATA OUT OF RANGE
-----	-----	-----		
100.0	100.0	1,048		cases

Data type: numeric  
 Missing-data codes: lowest thru -1  
 Columns: 278-279

**C\_13**

**Lived in same house with someone who smoked hash**

During any part of this pregnancy, did you live in the same house with anyone who smoked marijuana or hash?

PCT	PCT	N	VALUE	LABEL
VALID	ALL			
4.8	4.8	50	1	YES
95.2	93.8	983	2	NO
	1.3	14	-8	MISSING
	0.1	1	-6	MULTIPLE RESPONSE
-----	-----	-----		
100.0	100.0	1,048		cases

Data type: numeric  
 Missing-data codes: lowest thru -1  
 Columns: 280-281

C\_14

## Age first time used crack cocaine

About how old were you the first time you used "crack" cocaine?

PCT	PCT	N	VALUE	LABEL
VALID	ALL			
0.2	0.2	2	14	
0.1	0.1	1	15	
0.3	0.3	3	16	
0.4	0.4	4	17	
1.1	1.0	11	18	
1.5	1.4	15	19	
1.3	1.2	13	20	
1.2	1.1	12	21	
1.1	1.0	11	22	
0.9	0.9	9	23	
0.7	0.7	7	24	
1.3	1.2	13	25	
0.4	0.4	4	26	
0.3	0.3	3	27	
0.3	0.3	3	28	
0.2	0.2	2	29	
0.4	0.4	4	30	
0.2	0.2	2	31	
0.1	0.1	1	32	
0.1	0.1	1	33	
0.1	0.1	1	34	
0.4	0.4	4	37	
87.2	82.1	860	91	NEVER USED CRACK COCAINE IN MY LIFE
	5.3	56	-8	MISSING
	0.6	6	-5	DATA OUT OF RANGE
-----	-----	-----		
100.0	100.0	1,048	cases	

Data type: numeric

Missing-data codes: lowest thru -1

Columns: 282-283

**C\_15 Last time you used crack cocaine**

When was the last time you used "crack" cocaine?

PCT	PCT	N	VALUE	LABEL
VALID	ALL			
4.8	4.6	48	1	WITHIN THE PAST WEEK (7 DAYS)
1.8	1.7	18	2	WITHIN THE PAST MONTH (30 DAYS)
1.6	1.5	16	3	1/MORE MON AGO/LESS THAN 3 MON AGO
1.8	1.7	18	4	3/MORE MON AGO/LESS THAN 6 MON AGO
0.9	0.9	9	5	6/MORE MON AGO/LESS THAN 1 YR AGO
0.6	0.6	6	6	1/MORE YR AGO/LESS THAN 3 YR AGO
1.9	1.8	19	7	3/MORE YEARS AGO
0.5	0.5	5	8	EDITED PREGNANCY USE
86.1	82.1	860	91	NEVER USED CRACK COCAINE IN MY LIFE
	4.7	49	-8	MISSING
-----	-----	-----		
100.0	100.0	1,048		cases

Data type: numeric  
 Missing-data codes: lowest thru -1  
 Columns: 284-285

**C\_16 How often used crack cocaine pregnancy**

About how often, on average, did you use "crack" cocaine during this pregnancy?

PCT	PCT	N	VALUE	LABEL
VALID	ALL			
1.4	1.3	14	1	DAILY
1.5	1.4	15	2	ALMOST DAILY/3 TO 6 DAYS A WEEK
2.3	2.2	23	3	1 TO 2 DAYS A WEEK
2.0	1.9	20	4	SEVERAL TIMES A MONTH
3.0	2.9	30	5	MONTHLY OR LESS (AT LEAST ONCE)
0.8	0.8	8	8	EDITED PREGNANCY USE, FREQUENCY UNSPECIFIED
89.0	84.9	890	91	DID NOT USE CRACK DURING THIS PREGNANCY
	4.6	48	-8	MISSING
-----	-----	-----		
100.0	100.0	1,048		cases

Data type: numeric  
 Missing-data codes: lowest thru -1  
 Columns: 286-287

**C\_17****Used crack cocaine 24 hours before labor**

Did you use "crack" cocaine within the 24 hours before your labor contractions started?

PCT	PCT	N	VALUE	LABEL
VALID	ALL			
3.0	2.9	30	1	YES
97.0	92.7	971	2	NO
	4.5	47	-8	MISSING

-----  
 100.0 100.0 1,048 cases

Data type: numeric  
 Missing-data codes: lowest thru -1  
 Columns: 288-289

**C\_18****Use crack cocaine to cause labor to start**

During this pregnancy, did you ever use "crack" cocaine to cause labor to start?

PCT	PCT	N	VALUE	LABEL
VALID	ALL			
0.5	0.5	5	1	YES
99.5	95.0	996	2	NO
	4.5	47	-8	MISSING

-----  
 100.0 100.0 1,048 cases

Data type: numeric  
 Missing-data codes: lowest thru -1  
 Columns: 290-291



**C\_19****Live in house with one who smoked cocaine**

During any part of this pregnancy, did you live in the same house with anyone who smoked "crack" cocaine?

PCT	PCT	N	VALUE	LABEL
VALID	ALL			
4.2	4.0	42	1	YES
95.8	91.5	959	2	NO
	4.5	47	-8	MISSING

-----  
100.0 100.0 1,048 cases

Data type: numeric  
Missing-data codes: lowest thru -1  
Columns: 292-293

C\_20

## Age first used cocaine other than crack

About how old were you the first time you tried cocaine other than crack?

PCT	PCT	N	VALUE	LABEL
VALID	ALL			
0.1	0.1	1	13	
0.1	0.1	1	14	
0.4	0.4	4	15	
0.4	0.4	4	16	
1.1	1.0	11	17	
1.6	1.5	16	18	
1.1	1.0	11	19	
1.4	1.3	14	20	
1.4	1.3	14	21	
0.9	0.9	9	22	
1.5	1.4	15	23	
0.5	0.5	5	24	
0.8	0.8	8	25	
0.3	0.3	3	26	
0.3	0.3	3	27	
0.1	0.1	1	28	
0.3	0.3	3	29	
0.1	0.1	1	31	
0.1	0.1	1	32	
0.1	0.1	1	34	
0.2	0.2	2	37	
87.6	86.1	902	91	NEVER TRIED OTHER FORMS OF COCAINE IN MY LIFE
	1.0	11	-8	MISSING
	0.7	7	-5	DATA OUT OF RANGE
-----	-----	-----		
100.0	100.0	1,048	cases	

Data type: numeric

Missing-data codes: lowest thru -1

Columns: 294-295

**C\_21 Last used cocaine other than crack**

When was the last time you used cocaine other than crack?

PCT	PCT	N	VALUE	LABEL
VALID	ALL			
1.4	1.4	15	1	WITHIN THE PAST WEEK (7 DAYS)
0.5	0.5	5	2	WITHIN THE PAST MONTH (30 DAYS)
0.7	0.7	7	3	1/MORE MON AGO/LESS THAN 3 MON AGO
0.7	0.7	7	4	3/MORE MON AGO/LESS THAN 6 MON AGO
1.2	1.1	12	5	6/MORE MON AGO/LESS THAN 1 YR AGO
1.1	1.0	11	6	1/MORE YR AGO/LESS THAN 3 YR AGO
6.7	6.7	70	7	3/MORE YEARS AGO
0.5	0.5	5	8	EDITED PREGNANCY USE
0.5	0.5	5	9	EDITED LIFETIME USE
86.8	86.1	902	91	NEVER TRIED OTHER FORMS OF COCAINE IN MY LIFE
	0.9	9	-8	MISSING
-----	-----	-----		
100.0	100.0	1,048		cases

Data type: numeric  
 Missing-data codes: lowest thru -1  
 Columns: 296-297

**C\_22 Avg. use cocaine other than crack/preg**

About how often, on average, did you use cocaine other than crack during this pregnancy?

PCT	PCT	N	VALUE	LABEL
VALID	ALL			
0.8	0.8	8	1	DAILY
0.4	0.4	4	2	ALMOST DAILY/3 TO 6 DAYS A WEEK
0.6	0.6	6	3	1 TO 2 DAYS A WEEK
0.9	0.9	9	4	SEVERAL TIMES A MONTH
1.3	1.2	13	5	MONTHLY OR LESS
0.4	0.4	4	8	EDITED PREGNANCY USE, FREQUENCY UNSPECIFIED
95.8	94.7	992	91	DID NOT USE OTHER COCAINE THIS PREGNANCY
	1.1	12	-8	MISSING
-----	-----	-----		
100.0	100.0	1,048		cases

Data type: numeric  
 Missing-data codes: lowest thru -1  
 Columns: 298-299

**C\_23****Use cocaine (not crack) 24 hours before labor**

Did you used cocaine other than crack within the 24 hours before your labor contractions started?

PCT	PCT	N	VALUE	LABEL
VALID	ALL			
1.1	1.0	11	1	YES
98.9	97.8	1,025	2	NO
	1.0	11	-8	MISSING
	0.1	1	-5	DATA OUT OF RANGE
-----	-----	-----		
100.0	100.0	1,048	cases	

Data type: numeric

Missing-data codes: lowest thru -1

Columns: 300-301

**C\_24****Use cocaine (not crack) cause labor to start**

During this pregnancy, did you ever used cocaine other than crack to cause labor to start?

PCT	PCT	N	VALUE	LABEL
VALID	ALL			
0.2	0.2	2	1	YES
99.8	98.8	1,035	2	NO
	1.0	11	-8	MISSING
-----	-----	-----		
100.0	100.0	1,048	cases	

Data type: numeric

Missing-data codes: lowest thru -1

Columns: 302-303

<b>C_25</b>	<b>Age first time used heroin</b>
-------------	-----------------------------------

About how old were you the first time you used heroin?

PCT	PCT	N	VALUE	LABEL
VALID	ALL			
0.1	0.1	1	12	
0.1	0.1	1	13	
0.1	0.1	1	15	
0.3	0.3	3	17	
0.5	0.5	5	18	
0.1	0.1	1	19	
0.1	0.1	1	20	
0.2	0.2	2	23	
0.4	0.4	4	25	
0.1	0.1	1	30	
0.2	0.2	2	37	
97.8	93.0	975	91	NEVER USED HEROIN IN MY LIFE
	4.7	49	-8	MISSING
	0.2	2	-5	DATA OUT OF RANGE
-----	-----	-----		
100.0	100.0	1,048	cases	

Data type: numeric  
 Missing-data codes: lowest thru -1  
 Columns: 304-305

**C\_26****Last time you used heroin**

When was the last time you used heroin?

PCT	PCT	N	VALUE	LABEL
VALID	ALL			
0.5	0.5	5	1	WITHIN THE PAST WEEK (7 DAYS)
0.2	0.2	2	2	WITHIN THE PAST MONTH (30 DAYS)
0.3	0.3	3	3	1/MORE MON AGO/LESS THAN 3 MON AGO
0.2	0.2	2	4	3/MORE MON AGO/LESS THAN 6 MON AGO
0.0	0.0	0	5	6/MORE MON AGO/LESS THAN 1 YR AGO
0.1	0.1	1	6	1/MORE YR AGO/LESS THAN 3 YR AGO
1.0	1.0	10	7	3/MORE YEARS AGO
0.2	0.2	2	8	EDITED PREGNANCY USE
97.5	93.0	975	91	NEVER TRIED HEROIN IN MY LIFE
	4.6	48	-8	MISSING
-----	-----	-----		
100.0	100.0	1,048		cases

Data type: numeric

Missing-data codes: lowest thru -1

Columns: 306-307

**C\_27****How often used heroin this pregnancy**

About how often, on average, did you use heroin during this pregnancy?

PCT	PCT	N	VALUE	LABEL
VALID	ALL			
0.3	0.3	3	1	DAILY
0.5	0.5	5	2	ALMOST DAILY/3 TO 6 DAYS A WEEK
0.1	0.1	1	3	1 TO 2 DAYS A WEEK
0.2	0.2	2	4	SEVERAL TIMES A MONTH
0.1	0.1	1	5	MONTHLY OR LESS
0.2	0.2	2	8	EDITED PREGNANCY USE, FREQUENCY UNSPECIFIED
98.6	94.1	986	91	DID NOT USE HEROIN DURING THIS PREGNANCY
	4.6	48	-8	MISSING
-----	-----	-----		
100.0	100.0	1,048		cases

Data type: numeric

Missing-data codes: lowest thru -1

Columns: 308-309

<b>C_28</b>	<b>Smoked heroin this pregnancy</b>
-------------	-------------------------------------

Did you ever smoke heroin during this pregnancy?

PCT	PCT	N	VALUE	LABEL
VALID	ALL			
0.4	0.4	4	1	YES
99.6	94.8	993	2	NO
	4.9	51	-8	MISSING
-----	-----	-----		
100.0	100.0	1,048	cases	

Data type: numeric

Missing-data codes: lowest thru -1

Columns: 310-311

<b>C_29_01</b>	<b>Used inhalants during pregnancy</b>
----------------	--

During your pregnancy, which of these other drugs, if any, did you use?

Inhalants

PCT	PCT	N	VALUE	LABEL
VALID	ALL			
99.9	92.6	970	0	NOT CIRCLED
0.1	0.1	1	1	CIRCLED
	7.3	76	-8	MISSING
	0.1	1	-5	DATA OUT OF RANGE
-----	-----	-----		
100.0	100.0	1,048	cases	

Data type: numeric

Missing-data codes: lowest thru -1

Columns: 312-313

**C\_29\_02****Used hallucinogens during pregnancy**

During your pregnancy, which of these other drugs, if any, did you use?

Hallucinogens

PCT	PCT	N	VALUE	LABEL
VALID	ALL			
99.2	91.9	963	0	NOT CIRCLED
0.8	0.8	8	1	CIRCLED
	7.3	76	-8	MISSING
	0.1	1	-5	DATA OUT OF RANGE
-----	-----	-----		
100.0	100.0	1,048	cases	

Data type: numeric

Missing-data codes: lowest thru -1

Columns: 314-315

**C\_29\_03****Methadone treat prog during pregnancy**

During your pregnancy, which of these other drugs, if any, did you use?

Methadone from a treatment program

PCT	PCT	N	VALUE	LABEL
VALID	ALL			
99.7	92.4	968	0	NOT CIRCLED
0.3	0.3	3	1	CIRCLED
	7.3	76	-8	MISSING
	0.1	1	-5	DATA OUT OF RANGE
-----	-----	-----		
100.0	100.0	1,048	cases	

Data type: numeric

Missing-data codes: lowest thru -1

Columns: 316-317



**C\_29\_04 Methadone other during pregnancy**

During your pregnancy, which of these other drugs, if any, did you use?

Methadone from another source

PCT	PCT	N	VALUE	LABEL
VALID	ALL			
99.9	92.6	970	0	NOT CIRCLED
0.1	0.1	1	1	CIRCLED
	7.3	76	-8	MISSING
	0.1	1	-5	DATA OUT OF RANGE
-----	-----	-----		
100.0	100.0	1,048	cases	

Data type: numeric  
 Missing-data codes: lowest thru -1  
 Columns: 318-319

**C\_29\_05 Smokable methamphetamine during pregnancy**

During your pregnancy, which of these other drugs, if any, did you use?

Methamphetamines

PCT	PCT	N	VALUE	LABEL
VALID	ALL			
99.9	92.6	970	0	NOT CIRCLED
0.1	0.1	1	1	CIRCLED
	7.3	76	-8	MISSING
	0.1	1	-5	DATA OUT OF RANGE
-----	-----	-----		
100.0	100.0	1,048	cases	

Data type: numeric  
 Missing-data codes: lowest thru -1  
 Columns: 320-321

C\_29\_91

Did not use any drugs during this pregnancy

During your pregnancy, which of these other drugs, if any, did you use?

Did not use any drugs

PCT	PCT	N	VALUE	LABEL
VALID	ALL			
1.0	1.0	10	0	NOT CIRCLED
99.0	91.7	961	1	CIRCLED
	7.3	76	-8	MISSING
	0.1	1	-5	DATA OUT OF RANGE
-----	-----	-----		
100.0	100.0	1,048	cases	

Data type: numeric

Missing-data codes: lowest thru -1

Columns: 322-323

<b>C_30</b>	<b>Age first time took stimulants/nonmedical</b>
-------------	--

About how old were you the first time you took a stimulant for nonmedical reasons?

PCT	PCT	N	VALUE	LABEL
VALID	ALL			
0.1	0.1	1	12	
0.1	0.1	1	13	
0.2	0.2	2	14	
0.5	0.5	5	15	
0.6	0.6	6	16	
0.4	0.4	4	17	
0.4	0.4	4	18	
0.1	0.1	1	19	
0.1	0.1	1	20	
0.1	0.1	1	21	
0.1	0.1	1	22	
0.1	0.1	1	24	
0.1	0.1	1	27	
0.1	0.1	1	29	
0.2	0.2	2	30	
0.2	0.2	2	32	
96.7	94.9	995	91	NEVER USED FOR NON-MEDICAL PURPOSES
	1.8	19	-8	MISSING
-----	-----	-----		
100.0	100.0	1,048	cases	

Data type: numeric  
 Missing-data codes: lowest thru -1  
 Columns: 324-325

**C\_31****Last time took stimulants/nonmedical**

When was the last time you took any stimulant for nonmedical reasons?

PCT	PCT	N	VALUE	LABEL
VALID	ALL			
0.4	0.4	4	1	WITHIN THE PAST WEEK (7 DAYS)
0.2	0.2	2	2	WITHIN THE PAST MONTH (30 DAYS)
0.0	0.0	0	3	1 /MORE MON AGO/LESS THAN 3 MON AGO
0.3	0.3	3	4	3/MORE MON AGO/LESS THAN 6 MON AGO
0.2	0.2	2	5	6/MORE MON AGO/LESS THAN 1 YR AGO
0.0	0.0	0	6	1/MORE YR AGO/LESS THAN 3 YR AGO
2.1	2.1	22	7	3/MORE YEARS AGO
0.2	0.2	2	8	EDITED PREGNANCY USE
0.1	0.1	1	9	EDITED LIFETIME USE
96.5	94.9	995	91	NEVER USED FOR NON-MEDICAL PURPOSES
	1.6	17	-8	MISSING
-----	-----	-----		
100.0	100.0	1,048		cases

Data type: numeric

Missing-data codes: lowest thru -1

Columns: 326-327

**C\_32****Took stimulant during this pregnancy**

Did you take an stimulant for nonmedical reasons during this pregnancy?

PCT	PCT	N	VALUE	LABEL
VALID	ALL			
0.8	0.8	8	1	YES
98.9	97.5	1,022	2	NO
0.3	0.3	3	3	EDITED YES
	1.4	15	-8	MISSING
-----	-----	-----		
100.0	100.0	1,048		cases

Data type: numeric

Missing-data codes: lowest thru -1

Columns: 328-329

<b>C_33</b>	<b>Age first time took sed/tranq/analg</b>
-------------	--

About how old were you the first time you took a sedative, tranquilizer, or analgesic for nonmedical reasons?

PCT	PCT	N	VALUE	LABEL
VALID	ALL			
0.5	0.5	5	15	
0.1	0.1	1	16	
0.1	0.1	1	17	
0.2	0.2	2	18	
0.2	0.2	2	20	
0.1	0.1	1	21	
0.1	0.1	1	23	
0.1	0.1	1	24	
0.1	0.1	1	25	
0.1	0.1	1	30	
98.4	93.2	977	91	NEVER USED FOR NON-MEDICAL PURPOSES
	4.9	51	-8	MISSING
	0.3	3	-5	DATA OUT OF RANGE
	0.1	1	-2	RESPONSE ILLEGIBLE
-----	-----	-----		
100.0	100.0	1,048	cases	

Data type: numeric  
 Missing-data codes: lowest thru -1  
 Columns: 330-331

**C\_34****Last time took sed/tranq/analg**

When was the last time you took a sedative, tranquilizer,  
or analgesic for nonmedical reasons?

PCT	PCT	N	VALUE	LABEL
VALID	ALL			
0.3	0.3	3	1	WITHIN THE PAST WEEK(7 DAYS)
0.1	0.1	1	2	WITHIN THE PAST MONTH (30 DAYS)
0.1	0.1	1	3	1/MORE MON AGO/LESS THAN 3 MON AGO
0.0	0.0	0	4	3/MORE MON AGO/LESS THAN 6 MON AGO
0.1	0.1	1	5	6/MORE MON AGO/LESS THAN 1 YR AGO
0.4	0.4	4	6	1/MORE YR AGO/LESS THAN 3 YR AGO
1.1	1.0	11	7	3/MORE YEARS AGO
97.9	93.2	977	91	NEVER USED FOR NON-MEDICAL PURPOSES
	4.8	50	-8	MISSING
-----	-----	-----		
100.0	100.0	1,048		cases

Data type: numeric

Missing-data codes: lowest thru -1

Columns: 332-333

**C\_35****Took sedative during this pregnancy**

Did you take a sedative, tranquilizer, or analgesic for  
nonmedical reasons during this pregnancy?

PCT	PCT	N	VALUE	LABEL
VALID	ALL			
0.4	0.4	4	1	YES
99.4	94.8	994	2	NO
0.2	0.2	2	3	EDITED YES
	4.6	48	-8	MISSING
-----	-----	-----		
100.0	100.0	1,048		cases

Data type: numeric

Missing-data codes: lowest thru -1

Columns: 334-335

**D: General Drug Use (Self-Administered)**

**D\_1\_01                      Smoke cigarette with alcohol this pregnancy**

During this pregnancy, which of these drugs, if any, did you use at the same time or within a couple of hours of when you drank beer, wine, or liquor?

Cigarettes

PCT	PCT	N	VALUE	LABEL
VALID	ALL			
84.3	81.2	851	0	NOT CIRCLED
15.7	15.1	158	1	CIRCLED
	3.5	37	-8	MISSING
	0.2	2	-5	DATA OUT OF RANGE
-----	-----	-----		
100.0	100.0	1,048	cases	

Data type: numeric  
 Missing-data codes: lowest thru -1  
 Columns: 336-337

**D\_1\_02                      Use alcohol during this pregnancy**

During this pregnancy, which of these drugs, if any, did you use at the same time or within a couple of hours of when you drank beer, wine, or liquor?

Alcohol (beer, wine, hard liquor)

PCT	PCT	N	VALUE	LABEL
VALID	ALL			
92.8	88.4	926	0	NOT CIRCLED
7.2	6.9	72	1	CIRCLED
	4.6	48	-8	MISSING
	0.2	2	-5	DATA OUT OF RANGE
-----	-----	-----		
100.0	100.0	1,048	cases	

Data type: numeric  
 Missing-data codes: lowest thru -1  
 Columns: 338-339

**D\_1\_03****Use marijuana with alcohol this pregnancy**

During this pregnancy, which of these drugs, if any, did you use at the same time or within a couple of hours of when you drank beer, wine, or liquor?

Marijuana (reefer, hash, THC)

PCT	PCT	N	VALUE	LABEL
VALID	ALL			
97.6	93.9	984	0	NOT CIRCLED
2.4	2.3	24	1	CIRCLED
	3.5	37	-8	MISSING
	0.3	3	-5	DATA OUT OF RANGE
-----	-----	-----		
100.0	100.0	1,048	cases	

Data type: numeric

Missing-data codes: lowest thru -1

Columns: 340-341

**D\_1\_04****Use inhalants with alcohol this pregnancy**

During this pregnancy, which of these drugs, if any, did you use at the same time or within a couple of hours of when you drank beer, wine, or liquor?

Inhalants (glue, amyl nitrate, poppers, aerosol sprays)

PCT	PCT	N	VALUE	LABEL
VALID	ALL			
99.9	96.1	1,007	0	NOT CIRCLED
0.1	0.1	1	1	CIRCLED
	3.5	37	-8	MISSING
	0.3	3	-5	DATA OUT OF RANGE
-----	-----	-----		
100.0	100.0	1,048	cases	

Data type: numeric

Missing-data codes: lowest thru -1

Columns: 342-343



**D\_1\_05                      Use crack cocaine with alcohol this pregnancy**

During this pregnancy, which of these drugs, if any, did you use at the same time or within a couple of hours of when you drank beer, wine, or liquor?

Crack cocaine

PCT	PCT	N	VALUE	LABEL
VALID	ALL			
93.4	89.8	941	0	NOT CIRCLED
6.6	6.4	67	1	CIRCLED
	3.5	37	-8	MISSING
	0.3	3	-5	DATA OUT OF RANGE
-----	-----	-----		
100.0	100.0	1,048	cases	

Data type: numeric  
 Missing-data codes: lowest thru -1  
 Columns: 344-345

**D\_1\_06                      Other cocaine with alcohol this pregnancy**

During this pregnancy, which of these drugs, if any, did you use at the same time or within a couple of hours of when you drank beer, wine, or liquor?

Other cocaine

PCT	PCT	N	VALUE	LABEL
VALID	ALL			
99.1	95.3	999	0	NOT CIRCLED
0.9	0.9	9	1	CIRCLED
	3.5	37	-8	MISSING
	0.3	3	-5	DATA OUT OF RANGE
-----	-----	-----		
100.0	100.0	1,048	cases	

Data type: numeric  
 Missing-data codes: lowest thru -1  
 Columns: 346-347

**D\_1\_07****Use hallucinogens with alcohol this pregnancy**

During this pregnancy, which of these drugs, if any, did you use at the same time or within a couple of hours of when you drank beer, wine, or liquor?

Hallucinogens (LSD, PCP, Peyote, Mescaline, Ecstasy)

PCT	PCT	N	VALUE	LABEL
VALID	ALL			
99.8	96.0	1,006	0	NOT CIRCLED
0.2	0.2	2	1	CIRCLED
	3.5	37	-8	MISSING
	0.3	3	-5	DATA OUT OF RANGE
-----	-----	-----		
100.0	100.0	1,048	cases	

Data type: numeric

Missing-data codes: lowest thru -1

Columns: 348-349

**D\_1\_08****Used heroin with alcohol this pregnancy**

During this pregnancy, which of these drugs, if any, did you use at the same time or within a couple of hours of when you drank beer, wine, or liquor?

Heroin

PCT	PCT	N	VALUE	LABEL
VALID	ALL			
99.3	95.5	1,001	0	NOT CIRCLED
0.7	0.7	7	1	CIRCLED
	3.5	37	-8	MISSING
	0.3	3	-5	DATA OUT OF RANGE
-----	-----	-----		
100.0	100.0	1,048	cases	

Data type: numeric

Missing-data codes: lowest thru -1

Columns: 350-351

**D\_1\_09                      Smoked methamphetamine with alcohol this pregnancy**

During this pregnancy, which of these drugs, if any, did you use at the same time or within a couple of hours of when you drank beer, wine, or liquor?

Smokable methamphetamine (Ice)

PCT	PCT	N	VALUE	LABEL
VALID	ALL			
100.0	96.2	1,008	0	NOT CIRCLED
0.0	0.0	0	1	CIRCLED
	3.5	37	-8	MISSING
	0.3	3	-5	DATA OUT OF RANGE
-----	-----	-----		
100.0	100.0	1,048	cases	

Data type: numeric  
 Missing-data codes: lowest thru -1  
 Columns: 352-353

**D\_1\_10                      Other stimulants with alcohol this pregnancy**

During this pregnancy, which of these drugs, if any, did you use at the same time or within a couple of hours of when you drank beer, wine, or liquor?

Other stimulants (amphetamines, forms of methamphetamines other than Ice, Preludin, uppers, Speed)

PCT	PCT	N	VALUE	LABEL
VALID	ALL			
100.0	96.2	1,008	0	NOT CIRCLED
0.0	0.0	0	1	CIRCLED
	3.5	37	-8	MISSING
	0.3	3	-5	DATA OUT OF RANGE
-----	-----	-----		
100.0	100.0	1,048	cases	

Data type: numeric  
 Missing-data codes: lowest thru -1  
 Columns: 354-355

**D\_1\_11****Used sedatives with alcohol this pregnancy**

During this pregnancy, which of these drugs, if any, did you use at the same time or within a couple of hours of when you drank beer, wine, or liquor?

Sedatives (barbiturates, sleeping pills, Seconal, downers)

PCT	PCT	N	VALUE	LABEL
VALID	ALL			
100.0	96.3	1,009	0	NOT CIRCLED
0.0	0.0	0	1	CIRCLED
	3.5	37	-8	MISSING
	0.2	2	-5	DATA OUT OF RANGE
-----	-----	-----		
100.0	100.0	1,048	cases	

Data type: numeric

Missing-data codes: lowest thru -1

Columns: 356-357

**D\_1\_12****Tranquilizers with alcohol this pregnancy**

During this pregnancy, which of these drugs, if any, did you use at the same time or within a couple of hours of when you drank beer, wine, or liquor?

Tranquilizers (Librium, Valium, Benzodiazepine)

PCT	PCT	N	VALUE	LABEL
VALID	ALL			
99.9	96.2	1,008	0	NOT CIRCLED
0.1	0.1	1	1	CIRCLED
	3.5	37	-8	MISSING
	0.2	2	-5	DATA OUT OF RANGE
-----	-----	-----		
100.0	100.0	1,048	cases	

Data type: numeric

Missing-data codes: lowest thru -1

Columns: 358-359

**D\_1\_13                      Use analgesics with alcohol this pregnancy**

During this pregnancy, which of these drugs, if any, did you use at the same time or within a couple of hours of when you drank beer, wine, or liquor?

Analgesics (Darvon, Demerol, Talwin, Talacen)

PCT	PCT	N	VALUE	LABEL
VALID	ALL			
99.9	96.2	1,008	0	NOT CIRCLED
0.1	0.1	1	1	CIRCLED
	3.5	37	-8	MISSING
	0.2	2	-5	DATA OUT OF RANGE
-----	-----	-----		
100.0	100.0	1,048	cases	

Data type: numeric  
 Missing-data codes: lowest thru -1  
 Columns: 360-361

**D\_1\_14                      Use other with alcohol this pregnancy**

During this pregnancy, which of these drugs, if any, did you use at the same time or within a couple of hours of when you drank beer, wine, or liquor?

Other

PCT	PCT	N	VALUE	LABEL
VALID	ALL			
100.0	96.3	1,009	0	NOT CIRCLED
0.0	0.0	0	1	CIRCLED
	3.5	37	-8	MISSING
	0.2	2	-5	DATA OUT OF RANGE
-----	-----	-----		
100.0	100.0	1,048	cases	

Data type: numeric  
 Missing-data codes: lowest thru -1  
 Columns: 362-363

**D\_1\_15****Methadone drug program with alcohol this pregnancy**

During this pregnancy, which of these drugs, if any, did you use at the same time or within a couple of hours of when you drank beer, wine, or liquor?

Methadone obtained as part of a treatment program

PCT	PCT	N	VALUE	LABEL
VALID	ALL			
100.0	96.3	1,009	0	NOT CIRCLED
0.0	0.0	0	1	CIRCLED
	3.5	37	-8	MISSING
	0.2	2	-5	DATA OUT OF RANGE
-----	-----	-----		
100.0	100.0	1,048	cases	

Data type: numeric

Missing-data codes: lowest thru -1

Columns: 364-365

**D\_1\_16****Methadone with alcohol this pregnancy**

During this pregnancy, which of these drugs, if any, did you use at the same time or within a couple of hours of when you drank beer, wine, or liquor?

Methadone obtained from another source

PCT	PCT	N	VALUE	LABEL
VALID	ALL			
100.0	96.3	1,009	0	NOT CIRCLED
0.0	0.0	0	1	CIRCLED
	3.5	37	-8	MISSING
	0.2	2	-5	DATA OUT OF RANGE
-----	-----	-----		
100.0	100.0	1,048	cases	

Data type: numeric

Missing-data codes: lowest thru -1

Columns: 366-367

**D\_1\_91                      Not used drugs with alcohol this pregnancy**

During this pregnancy, which of these drugs, if any, did you use at the same time or within a couple of hours of when you drank beer, wine, or liquor?

Did not use drugs with alcohol during this pregnancy

PCT	PCT	N	VALUE	LABEL
VALID	ALL			
16.2	15.3	160	0	NOT CIRCLED
83.8	79.1	829	1	CIRCLED
	5.6	59	-8	MISSING
-----	-----	-----		
100.0	100.0	1,048	cases	

Data type: numeric  
 Missing-data codes: lowest thru -1  
 Columns: 368-369

**D\_2                              Used a needle to inject drug/nonmedical**

Have you ever used a needle to get any drug injected under your skin, into a muscle, or into a vein for nonmedical reasons?

PCT	PCT	N	VALUE	LABEL
VALID	ALL			
1.1	1.0	11	1	YES
98.6	97.7	1,024	2	NO
0.4	0.4	4	3	EDITED YES
	0.9	9	-8	MISSING
-----	-----	-----		
100.0	100.0	1,048	cases	

Data type: numeric  
 Missing-data codes: lowest thru -1  
 Columns: 370-371

**D\_3****Last time took drug with needle/nonmedical**

When was the last time you took any drug with a needle for nonmedical reasons?

PCT	PCT	N	VALUE	LABEL
VALID	ALL			
0.4	0.4	4	1	WITHIN THE PAST WEEK (7 DAYS)
0.1	0.1	1	2	WITHIN THE PAST MONTH (30 DAYS)
0.1	0.1	1	3	1/MORE MON AGO/LESS THAN 3 MON AGO
0.0	0.0	0	4	3/MORE MON AGO/LESS THAN 6 MON AGO
0.0	0.0	0	5	6/MORE MON AGO/LESS THAN 1 YR AGO
0.2	0.2	2	6	1/MORE YR AGO/LESS THAN 3 YR AGO
0.5	0.5	5	7	3/MORE YEARS AGO
98.7	97.6	1,023	91	NEVER USED A NEEDLE FOR NON-MEDICAL PURPOSES
	1.0	11	-8	MISSING
	0.1	1	-5	DATA OUT OF RANGE
-----	-----	-----		
100.0	100.0	1,048	cases	

Data type: numeric  
 Missing-data codes: lowest thru -1  
 Columns: 372-373

**D\_4****Took drug with needle this pregnancy**

Did you take any drug with a needle for nonmedical reasons during this pregnancy?

PCT	PCT	N	VALUE	LABEL
VALID	ALL			
0.5	0.5	5	1	YES
99.5	98.6	1,033	2	NO
	1.0	10	-8	MISSING
-----	-----	-----		
100.0	100.0	1,048	cases	

Data type: numeric  
 Missing-data codes: lowest thru -1  
 Columns: 374-375



<b>D_5_A</b>	<b>Risk/smoking marijuana during pregnancy</b>
--------------	--

How much do you think women risk harming the fetus or themselves physically or in other ways by . . .

Smoking marijuana during pregnancy?

PCT	PCT	N	VALUE	LABEL
VALID	ALL			
3.2	2.9	30	1	NO RISK
6.2	5.6	59	2	SLIGHT RISK
15.3	13.8	145	3	MODERATE RISK
75.3	68.2	715	4	GREAT RISK
	9.0	94	-8	MISSING
	0.2	2	-6	MULTIPLE RESPONSE
	0.3	3	-4	DON'T KNOW
-----	-----	-----		
100.0	100.0	1,048	cases	

Data type: numeric  
 Missing-data codes: lowest thru -1  
 Columns: 376-377

<b>D_5_B</b>	<b>Risk/using crack during pregnancy</b>
--------------	--

How much do you think women risk harming the fetus or themselves physically or in other ways by . . .

Using "Crack" during pregnancy?

PCT	PCT	N	VALUE	LABEL
VALID	ALL			
2.4	2.2	23	1	NO RISK
1.2	1.0	11	2	SLIGHT RISK
3.5	3.1	33	3	MODERATE RISK
93.0	84.7	888	4	GREAT RISK
	8.3	87	-8	MISSING
	0.4	4	-6	MULTIPLE RESPONSE
	0.2	2	-4	DON'T KNOW
-----	-----	-----		
100.0	100.0	1,048	cases	

Data type: numeric  
 Missing-data codes: lowest thru -1  
 Columns: 378-379

**D\_5\_C****Risk using other cocaine/pregnancy**

How much do you think women risk harming the fetus or themselves physically or in other ways by . . .

Using other cocaine during pregnancy?

PCT	PCT	N	VALUE	LABEL
VALID	ALL			
2.5	2.3	24	1	NO RISK
0.8	0.8	8	2	SLIGHT RISK
4.4	4.0	42	3	MODERATE RISK
92.2	83.3	873	4	GREAT RISK
	9.2	96	-8	MISSING
	0.3	3	-6	MULTIPLE RESPONSE
	0.2	2	-4	DON'T KNOW
-----	-----	-----		
100.0	100.0	1,048	cases	

Data type: numeric

Missing-data codes: lowest thru -1

Columns: 380-381

**D\_5\_D****Risk/drinking regularly during pregnancy**

How much do you think women risk harming the fetus or themselves physically or in other ways by . . .

Drinking regularly during pregnancy?

PCT	PCT	N	VALUE	LABEL
VALID	ALL			
2.7	2.5	26	1	NO RISK
3.6	3.2	34	2	SLIGHT RISK
15.0	13.6	143	3	MODERATE RISK
78.7	71.7	751	4	GREAT RISK
	8.7	91	-8	MISSING
	0.1	1	-6	MULTIPLE RESPONSE
	0.2	2	-4	DON'T KNOW
-----	-----	-----		
100.0	100.0	1,048	cases	

Data type: numeric

Missing-data codes: lowest thru -1

Columns: 382-383

D\_5\_E

## Risk/smoking cigarettes during pregnancy

How much do you think women risk harming the fetus or themselves physically or in other ways by . . .

Smoking cigarettes during pregnancy?

PCT	PCT	N	VALUE	LABEL
VALID	ALL			
3.5	3.2	34	1	NO RISK
10.0	9.3	97	2	SLIGHT RISK
25.2	23.3	244	3	MODERATE RISK
61.3	56.7	594	4	GREAT RISK
	7.3	76	-8	MISSING
	0.1	1	-6	MULTIPLE RESPONSE
	0.2	2	-4	DON'T KNOW
-----	-----	-----		
100.0	100.0	1,048	cases	

Data type: numeric

Missing-data codes: lowest thru -1

Columns: 384-385

<b>E: Treatment (Self-Administered)</b>
---

<b>E_1</b>	<b># time treated for alcohol/drug problem</b>
------------	--

How many times in your life have you been treated for problems related to your alcohol or drug use?

PCT	PCT	N	VALUE	LABEL
VALID	ALL			
3.4	3.3	35	1	
1.1	1.0	11	2	
0.6	0.6	6	3	
0.5	0.5	5	4	
0.1	0.1	1	5	
0.1	0.1	1	9	
0.2	0.2	2	10	
94.0	91.5	959	91	NEVER TREATED FOR PROBLEMS IN MY LIFE
	2.3	24	-8	MISSING
	0.4	4	-5	DATA OUT OF RANGE
-----	-----	-----		
100.0	100.0	1,048	cases	

Data type: numeric  
 Missing-data codes: lowest thru -1  
 Columns: 386-387

**E\_2 Last treatment from drug or alcohol**

Think of the last time you received treatment or counseling.  
 Was this treatment or counseling for alcohol problems or  
 drug problems?

PCT	PCT	N	VALUE	LABEL
VALID	ALL			
0.5	0.5	5	1	ALCOHOL PROBLEM
3.9	3.8	40	2	DRUG PROBLEM
1.7	1.6	17	3	BOTH
93.9	91.5	959	91	NEVER TREATED FOR PROBLEMS IN MY LIFE
	2.4	25	-8	MISSING
	0.2	2	-5	DATA OUT OF RANGE
-----	-----	-----		
100.0	100.0	1,048	cases	

Data type: numeric  
 Missing-data codes: lowest thru -1  
 Columns: 388-389

**E\_3 Apply for drug/alcohol treatment this pregnancy**

Did you ever apply or ask for treatment or counseling for  
 drug or alcohol problems during this pregnancy?

PCT	PCT	N	VALUE	LABEL
VALID	ALL			
3.9	3.8	40	1	YES
96.1	94.0	985	2	NO
	2.2	23	-8	MISSING
-----	-----	-----		
100.0	100.0	1,048	cases	

Data type: numeric  
 Missing-data codes: lowest thru -1  
 Columns: 390-391

**E\_4****Received drug treatment this pregnancy**

Did you receive treatment or counseling (related to your alcohol / drug use) during this pregnancy?

PCT	PCT	N	VALUE	LABEL
VALID	ALL			
3.0	3.0	31	1	YES
97.0	94.7	992	2	NO
	2.3	24	-8	MISSING
	0.1	1	-6	MULTIPLE RESPONSE
-----	-----	-----		
100.0	100.0	1,048		cases

Data type: numeric

Missing-data codes: lowest thru -1

Columns: 392-393

**F: Psychological Status**

**F\_1\_A                      Experienced serious depression**

Next, I am going to mention some psychological and emotional problems that people sometimes have. Have you had a significant period in your life in which you . . .

Experiences serious depression (i.e., periods of sadness or lack of interest in usual activities for 2 weeks or more)?

PCT	PCT	N	VALUE	LABEL
VALID	ALL			
21.6	21.0	220	1	YES
78.3	76.1	798	2	NO
0.1	0.1	1	3	EDITED YES
	2.8	29	-8	MISSING
-----	-----	-----		
100.0	100.0	1,048	cases	

Data type: numeric  
 Missing-data codes: lowest thru -1  
 Columns: 394-395

**F\_1\_B                      Serious depression past 30 days**

How about in the past 30 days?

PCT	PCT	N	VALUE	LABEL
VALID	ALL			
37.8	7.0	73	1	YES
62.2	11.5	120	2	NO
	76.1	798	-9	LEGITIMATE SKIP
	5.4	57	-8	MISSING
-----	-----	-----		
100.0	100.0	1,048	cases	

Data type: numeric  
 Missing-data codes: lowest thru -1  
 Columns: 396-397

**F\_2\_A****Experienced serious anxiety/tension**

Next, I am going to mention some psychological and emotional problems that people sometimes have. Have you had a significant period in your life in which you . . .

Experienced serious anxiety or tension?

PCT	PCT	N	VALUE	LABEL
VALID	ALL			
13.2	12.8	134	1	YES
86.7	84.3	883	2	NO
0.2	0.2	2	3	EDITED YES
	2.8	29	-8	MISSING
-----	-----	-----		
100.0	100.0	1,048	cases	

Data type: numeric

Missing-data codes: lowest thru -1

Columns: 398-399

**F\_2\_B****Experienced anxiety/tension past 30 days**

How about in the past 30 days?

PCT	PCT	N	VALUE	LABEL
VALID	ALL			
44.0	4.9	51	1	YES
56.0	6.2	65	2	NO
	84.3	883	-9	LEGITIMATE SKIP
	4.7	49	-8	MISSING
-----	-----	-----		
100.0	100.0	1,048	cases	

Data type: numeric

Missing-data codes: lowest thru -1

Columns: 400-401



<b>F_3_A</b>	<b>Experienced hallucinations</b>
--------------	-----------------------------------

Next, I am going to mention some psychological and emotional problems that people sometimes have. Have you had a significant period in your life in which you . . .

Experienced hallucinations?

PCT	PCT	N	VALUE	LABEL
VALID	ALL			
1.2	1.1	12	1	YES
98.8	95.6	1,002	2	NO
	3.2	34	-8	MISSING
-----	-----	-----		
100.0	100.0	1,048	cases	

Data type: numeric  
 Missing-data codes: lowest thru -1  
 Columns: 402-403

<b>F_3_B</b>	<b>Experienced hallucinations past 30 days</b>
--------------	--

How about in the past 30 days?

PCT	PCT	N	VALUE	LABEL
VALID	ALL			
33.3	0.3	3	1	YES
66.7	0.6	6	2	NO
	95.6	1,002	-9	LEGITIMATE SKIP
	3.5	37	-8	MISSING
-----	-----	-----		
100.0	100.0	1,048	cases	

Data type: numeric  
 Missing-data codes: lowest thru -1  
 Columns: 404-405

**F\_4\_A****Experienced trouble understanding**

Next, I am going to mention some psychological and emotional problems that people sometimes have. Have you had a significant period in your life in which you . . .

Experienced trouble understanding, concentrating, or remembering?

PCT	PCT	N	VALUE	LABEL
VALID	ALL			
7.4	7.2	75	1	YES
92.6	90.0	943	2	NO
	2.9	30	-8	MISSING
-----	-----	-----		
100.0	100.0	1,048	cases	

Data type: numeric

Missing-data codes: lowest thru -1

Columns: 406-407

**F\_4\_B****Trouble understanding past 30 days**

How about in the past 30 days?

PCT	PCT	N	VALUE	LABEL
VALID	ALL			
49.2	2.8	29	1	YES
50.8	2.9	30	2	NO
	90.0	943	-9	LEGITIMATE SKIP
	4.4	46	-8	MISSING
-----	-----	-----		
100.0	100.0	1,048	cases	

Data type: numeric

Missing-data codes: lowest thru -1

Columns: 408-409

<b>F_5_A</b>	<b>Trouble controlling your thoughts</b>
--------------	--

Next, I am going to mention some psychological and emotional problems that people sometimes have. Have you had a significant period in your life in which you . . .

Experienced trouble controlling yourself or your thoughts?

PCT	PCT	N	VALUE	LABEL
VALID	ALL			
6.6	6.4	67	1	YES
93.4	90.7	951	2	NO
	2.9	30	-8	MISSING
-----	-----	-----		
100.0	100.0	1,048	cases	

Data type: numeric  
 Missing-data codes: lowest thru -1  
 Columns: 410-411

<b>F_5_B</b>	<b>Trouble controlling your thoughts past 30 days</b>
--------------	---

How about in the past 30 days?

PCT	PCT	N	VALUE	LABEL
VALID	ALL			
51.9	2.7	28	1	YES
48.1	2.5	26	2	NO
	90.7	951	-9	LEGITIMATE SKIP
	4.1	43	-8	MISSING
-----	-----	-----		
100.0	100.0	1,048	cases	

Data type: numeric  
 Missing-data codes: lowest thru -1  
 Columns: 412-413

**F\_6\_A****Arguments/fights with other people**

Next, I am going to mention some psychological and emotional problems that people sometimes have. Have you had a significant period in your life in which you . . .

Got into arguments or fights with other people?

PCT	PCT	N	VALUE	LABEL
VALID	ALL			
24.2	23.5	246	1	YES
75.7	73.5	770	2	NO
0.1	0.1	1	3	EDITED YES
	2.9	30	-8	MISSING
	0.1	1	-6	MULTIPLE RESPONSE
-----	-----	-----		
100.0	100.0	1,048	cases	

Data type: numeric

Missing-data codes: lowest thru -1

Columns: 414-415

**F\_6\_B****Arguments fights with other people past 30 days**

How about in the past 30 days?

PCT	PCT	N	VALUE	LABEL
VALID	ALL			
56.8	11.5	121	1	YES
43.2	8.8	92	2	NO
0.0	0.0	0	3	EDITED YES
	73.5	770	-9	LEGITIMATE SKIP
	6.2	65	-8	MISSING
-----	-----	-----		
100.0	100.0	1,048	cases	

Data type: numeric

Missing-data codes: lowest thru -1

Columns: 416-417

<b>F_7_A</b>	<b>Felt suspicious/distrustful of people</b>
--------------	--

Next, I am going to mention some psychological and emotional problems that people sometimes have. Have you had a significant period in your life in which you . . .

Felt suspicious or distrustful of people?

PCT	PCT	N	VALUE	LABEL
VALID	ALL			
17.5	17.0	178	1	YES
82.5	80.3	842	2	NO
	2.7	28	-8	MISSING
-----	-----	-----		
100.0	100.0	1,048	cases	

Data type: numeric  
 Missing-data codes: lowest thru -1  
 Columns: 418-419

<b>F_7_B</b>	<b>Felt suspicious of people past 30 days</b>
--------------	---

How about in the past 30 days?

PCT	PCT	N	VALUE	LABEL
VALID	ALL			
60.5	8.5	89	1	YES
39.5	5.5	58	2	NO
	80.3	842	-9	LEGITIMATE SKIP
	5.6	59	-8	MISSING
-----	-----	-----		
100.0	100.0	1,048	cases	

Data type: numeric  
 Missing-data codes: lowest thru -1  
 Columns: 420-421

**F\_8\_A****Experienced serious thoughts of suicide**

Next, I am going to mention some psychological and emotional problems that people sometimes have. Have you had a significant period in your life in which you . . .

Experienced serious thoughts of suicide?

PCT	PCT	N	VALUE	LABEL
VALID	ALL			
2.9	2.8	29	1	YES
97.1	94.2	987	2	NO
	3.1	32	-8	MISSING
-----	-----	-----		
100.0	100.0	1,048	cases	

Data type: numeric

Missing-data codes: lowest thru -1

Columns: 422-423

**F\_8\_B****Serious thoughts of suicide past 30 days**

How about in the past 30 days?

PCT	PCT	N	VALUE	LABEL
VALID	ALL			
11.1	0.3	3	1	YES
88.9	2.3	24	2	NO
	94.2	987	-9	LEGITIMATE SKIP
	3.2	34	-8	MISSING
-----	-----	-----		
100.0	100.0	1,048	cases	

Data type: numeric

Missing-data codes: lowest thru -1

Columns: 424-425

<b>F_8_A_A</b>	<b>Ever attempted suicide</b>
----------------	-------------------------------

Next, I am going to mention some psychological and emotional problems that people sometimes have. Have you had a significant period in your life in which you . . .

Ever attempted suicide?

PCT	PCT	N	VALUE	LABEL
VALID	ALL			
48.0	1.1	12	1	YES
52.0	1.2	13	2	NO
	94.2	987	-9	LEGITIMATE SKIP
	3.4	36	-8	MISSING
-----	-----	-----		
100.0	100.0	1,048	cases	

Data type: numeric  
 Missing-data codes: lowest thru -1  
 Columns: 426-427

<b>F_8_A_B</b>	<b>Attempted suicide in the past 30 days</b>
----------------	--

How about in the past 30 days?

PCT	PCT	N	VALUE	LABEL
VALID	ALL			
0.0	0.0	0	1	YES
100.0	1.0	10	2	NO
	95.4	1,000	-9	LEGITIMATE SKIP
	3.6	38	-8	MISSING
-----	-----	-----		
100.0	100.0	1,048	cases	

Data type: numeric  
 Missing-data codes: lowest thru -1  
 Columns: 428-429

**F\_9****# time hospitalize for psychological problems**

How many times, if any, have you been admitted to a hospital for any kind of psychological or emotional problem, or for your "nerves"?

PCT	PCT	N	VALUE	LABEL
VALID	ALL			
97.4	95.2	998	0	
2.1	2.1	22	1	
0.2	0.2	2	2	
0.1	0.1	1	3	
0.1	0.1	1	5	
0.1	0.1	1	10	
	2.0	21	-8	MISSING
	0.2	2	-5	DATA OUT OF RANGE
-----	-----	-----		
100.0	100.0	1,048	cases	

Data type: numeric

Missing-data codes: lowest thru -1

Columns: 430-431



<b>F_10</b>	<b># treated as outpatient/emotional problems</b>
-------------	---

How many times, if any, have you been treated as an outpatient in a clinic or doctor's office for any kind of psychological or emotional problem or for your "nerves"?

PCT	PCT	N	VALUE	LABEL
VALID	ALL			
95.7	93.2	977	0	
2.1	2.0	21	1	
0.4	0.4	4	2	
0.1	0.1	1	3	
0.1	0.1	1	4	
0.2	0.2	2	5	
0.4	0.4	4	6	
0.1	0.1	1	12	
0.2	0.2	2	20	
0.1	0.1	1	24	
0.1	0.1	1	30	
0.6	0.6	6	31	
	2.6	27	-8	MISSING
-----	-----	-----		
100.0	100.0	1,048	cases	

Data type: numeric  
 Missing-data codes: lowest thru -1  
 Columns: 432-433

<b>G: Income and Insurance</b>
--------------------------------

<b>G_1</b>	<b>Main source of payment for this delivery</b>
------------	---

What will be the main source of payment for the hospital bill for this delivery?

PCT	PCT	N	VALUE	LABEL
VALID	ALL			
7.2	7.1	74	1	BLUE CROSS/BLUE SHIELD
13.4	13.2	138	2	OTHER PRIVATE INSURANCE
56.6	55.7	584	3	MEDICAID
0.3	0.3	3	4	STATE/LOCAL GOVERNMENT
0.4	0.4	4	5	CHAMPUS
15.7	15.5	162	6	HMO
4.5	4.4	46	7	SELF PAY/NON REFUNDABLE BY INSURANCE
0.5	0.5	5	8	SOME OTHER SOURCE
1.5	1.4	15	9	DON'T KNOW/UNABLE TO PAY
	1.0	11	-8	MISSING
	0.1	1	-7	ITEM REFUSAL
	0.5	5	-6	MULTIPLE RESPONSE
-----	-----	-----		
100.0	100.0	1,048	cases	

Data type: numeric

Missing-data codes: lowest thru -1

Columns: 434-435

<b>G_2_INCO</b>	<b>Total annual household gross income 1991</b>
-----------------	---

Please tell me the number that best represents the total combined household income for calendar year 1991. Include the gross income of all individuals living with you.

PCT	PCT	N	VALUE	LABEL
VALID	ALL			
7.7	6.9	72	1	NO INCOME
7.9	7.1	74	2	UNDER \$5,000
7.0	6.2	65	3	\$5,000-6,300
8.9	7.9	83	4	\$6,301-\$8,450
6.4	5.7	60	5	\$8,451-\$10,600
5.3	4.7	49	6	\$10,601-\$12,700
4.2	3.7	39	7	\$12,701-\$14,850
5.4	4.8	50	8	\$14,851-\$17,000
3.3	3.0	31	9	\$17,001-\$19,000
5.1	4.6	48	10	\$19,001-\$21,300
3.4	3.1	32	11	\$21,301-\$25,000
5.5	4.9	51	12	\$25,001-\$30,000
7.0	6.2	65	13	\$30,001-\$40,000
6.9	6.1	64	14	\$40,001-\$50,000
8.8	7.8	82	15	\$50,001-\$75,000
7.3	6.5	68	16	\$75,001 OR MORE
	1.2	13	-8	MISSING
	1.0	10	-7	ITEM REFUSAL
	8.8	92	-4	DON'T KNOW
-----	-----	-----		
100.0	100.0	1,048		cases

Data type: numeric  
 Missing-data codes: lowest thru -1  
 Columns: 436-437

**G\_3\_1****Household income past year/job self employed**

We would like some information on the sources of your household income during the past year. Did your household receive any income during the past year, 1991, from the following sources?

Any jobs or self-employment

PCT	PCT	N	VALUE	LABEL
VALID	ALL			
56.3	54.6	572	1	YES
43.7	42.4	444	2	NO
	2.7	28	-8	MISSING
	0.2	2	-7	ITEM REFUSAL
	0.2	2	-4	DON'T KNOW
-----	-----	-----		
100.0	100.0	1,048	cases	

Data type: numeric

Missing-data codes: lowest thru -1

Columns: 438-439

**G\_3\_2****Household income past year/illegal sources**

We would like some information on the sources of your household income during the past year. Did your household receive any income during the past year, 1991, from the following sources?

Illegal or possibly illegal sources such as hustling or dealing

PCT	PCT	N	VALUE	LABEL
VALID	ALL			
0.5	0.5	5	1	YES
99.5	95.3	999	2	NO
	3.8	40	-8	MISSING
	0.2	2	-7	ITEM REFUSAL
	0.2	2	-4	DON'T KNOW
-----	-----	-----		
100.0	100.0	1,048	cases	

Data type: numeric

Missing-data codes: lowest thru -1

Columns: 440-441

<b>G_3_4</b>	<b>Household income past year/social security</b>
--------------	---

We would like some information on the sources of your household income during the past year. Did your household receive any income during the past year, 1991, from the following sources?

Social Security, railroad retirement, benefits you, your spouse, or your parents earned through work

PCT	PCT	N	VALUE	LABEL
VALID	ALL			
2.5	2.4	25	1	YES
97.5	93.4	979	2	NO
	3.6	38	-8	MISSING
	0.2	2	-7	ITEM REFUSAL
	0.1	1	-6	MULTIPLE RESPONSE
	0.3	3	-4	DON'T KNOW
-----	-----	-----		
100.0	100.0	1,048	cases	

Data type: numeric  
 Missing-data codes: lowest thru -1  
 Columns: 442-443

<b>G_3_5</b>	<b>Household income past year/vet admin pay</b>
--------------	---

We would like some information on the sources of your household income during the past year. Did your household receive any income during the past year, 1991, from the following sources?

Veterans Administration payments

PCT	PCT	N	VALUE	LABEL
VALID	ALL			
0.3	0.3	3	1	YES
99.7	94.7	992	2	NO
	4.7	49	-8	MISSING
	0.2	2	-7	ITEM REFUSAL
	0.2	2	-4	DON'T KNOW
-----	-----	-----		
100.0	100.0	1,048	cases	

Data type: numeric  
 Missing-data codes: lowest thru -1  
 Columns: 444-445

**G\_3\_6****Household income past year/SSDI**

We would like some information on the sources of your household income during the past year. Did your household receive any income during the past year, 1991, from the following sources?

SSDI / Unemployment Compensation because of layoff, or workers compensation because of injuries at work

PCT	PCT	N	VALUE	LABEL
VALID	ALL			
5.4	5.2	54	1	YES
94.6	90.6	949	2	NO
	3.9	41	-8	MISSING
	0.2	2	-7	ITEM REFUSAL
	0.2	2	-4	DON'T KNOW

-----  
 100.0 100.0 1,048 cases

Data type: numeric

Missing-data codes: lowest thru -1

Columns: 446-447

**G\_3\_7****Household income past year/AFDC**

We would like some information on the sources of your household income during the past year. Did your household receive any income during the past year, 1991, from the following sources?

Aid to Families with Dependent Children (AFDC) or food stamps

PCT	PCT	N	VALUE	LABEL
VALID	ALL			
34.1	32.9	345	1	YES
65.9	63.6	667	2	NO
	3.1	32	-8	MISSING
	0.2	2	-7	ITEM REFUSAL
	0.2	2	-4	DON'T KNOW

-----  
 100.0 100.0 1,048 cases

Data type: numeric

Missing-data codes: lowest thru -1

Columns: 448-449

**G\_3\_8 Household income past year/GA**

We would like some information on the sources of your household income during the past year. Did your household receive any income during the past year, 1991, from the following sources?

General Assistance (GA)

PCT	PCT	N	VALUE	LABEL
VALID	ALL			
23.1	22.1	232	1	YES
76.9	73.9	774	2	NO
	3.6	38	-8	MISSING
	0.2	2	-7	ITEM REFUSAL
	0.2	2	-4	DON'T KNOW
-----	-----	-----		
100.0	100.0	1,048	cases	

Data type: numeric  
 Missing-data codes: lowest thru -1  
 Columns: 450-451

**G\_3\_9 Household income past year/public assistance**

We would like some information on the sources of your household income during the past year. Did your household receive any income during the past year, 1991, from the following sources?

Other forms of public assistance

PCT	PCT	N	VALUE	LABEL
VALID	ALL			
7.3	7.0	73	1	YES
92.7	88.0	922	2	NO
	4.6	48	-8	MISSING
	0.2	2	-7	ITEM REFUSAL
	0.1	1	-6	MULTIPLE RESPONSE
	0.2	2	-4	DON'T KNOW
-----	-----	-----		
100.0	100.0	1,048	cases	

Data type: numeric  
 Missing-data codes: lowest thru -1  
 Columns: 452-453

**G\_3\_10****Household income past year/alimony**

We would like some information on the sources of your household income during the past year. Did your household receive any income during the past year, 1991, from the following sources?

Spouse, family or friends including alimony and child support

PCT	PCT	N	VALUE	LABEL
VALID	ALL			
8.6	8.3	87	1	YES
91.4	87.9	921	2	NO
	3.4	36	-8	MISSING
	0.2	2	-7	ITEM REFUSAL
	0.2	2	-4	DON'T KNOW

-----  
 100.0 100.0 1,048 cases

Data type: numeric

Missing-data codes: lowest thru -1

Columns: 454-455

**G\_3\_11****Household income past year/other sources**

We would like some information on the sources of your household income during the past year. Did your household receive any income during the past year, 1991, from the following sources?

Any other sources I did not mention here

PCT	PCT	N	VALUE	LABEL
VALID	ALL			
2.3	2.2	23	1	YES
97.7	93.2	977	2	NO
	4.2	44	-8	MISSING
	0.2	2	-7	ITEM REFUSAL
	0.2	2	-4	DON'T KNOW

-----  
 100.0 100.0 1,048 cases

Data type: numeric

Missing-data codes: lowest thru -1

Columns: 456-457



<b>G_3_SP</b>	<b>Household inc past year/oth sracs-specify</b>
---------------	--

We would like some information on the sources of your household income during the past year. Did your household receive any income during the past year, 1991, from the following sources?

Any other sources I did not mention here

PCT	PCT	N	VALUE	LABEL
VALID	ALL			
26.3	0.5	5	11	INVESTMENTS, STOCKS
15.8	0.3	3	12	WIC
15.8	0.3	3	13	DISABILITY
10.5	0.2	2	14	INSURANCE
31.6	0.6	6	15	OTHER
	93.2	977	-9	LEGITIMATE SKIP
	4.4	46	-8	MISSING
	0.2	2	-7	ITEM REFUSAL
	0.4	4	-4	DON'T KNOW
-----	-----	-----		
100.0	100.0	1,048	cases	

Data type: numeric  
 Missing-data codes: lowest thru -1  
 Columns: 458-459

<b>H: Interview Observations</b>
----------------------------------

<b>SPANISH</b>	<b>Spanish form</b>
----------------	---------------------

PCT	PCT	N	VALUE	LABEL
VALID	ALL			
3.2	3.2	34	1	SPANISH INTERVIEW ADMINISTERED
96.8	96.8	1,014	2	ENGLISH INTERVIEW ADMINISTERED
-----	-----	-----		
100.0	100.0	1,048		cases

Data type: numeric  
Column: 26

<b>H_1</b>	<b>Completed or partial interview</b>
------------	---------------------------------------

Was this a completed or partial interview?

PCT	PCT	N	VALUE	LABEL
VALID	ALL			
99.6	99.0	1,038	1	COMPLETED
0.4	0.4	4	2	PARTIAL
	0.6	6	-8	MISSING
-----	-----	-----		
100.0	100.0	1,048		cases

Data type: numeric  
Missing-data codes: lowest thru -1  
Columns: 460-461

<b>H_2</b>	<b>Place the interview conducted</b>
------------	--------------------------------------

Where was the interview conducted?

PCT	PCT	N	VALUE	LABEL
VALID	ALL			
91.4	89.8	941	1	HOSPITAL ROOM
3.6	3.5	37	2	HALLWAY
0.1	0.1	1	3	LOBBY
0.0	0.0	0	4	CHAPEL
0.4	0.4	4	5	OUTSIDE OF HOSPITAL
4.6	4.5	47	6	OTHER
	1.6	17	-8	MISSING
	0.1	1	-6	MULTIPLE RESPONSE
-----	-----	-----		
100.0	100.0	1,048		cases

Data type: numeric

Missing-data codes: lowest thru -1

Columns: 462-463

<b>H_3</b>	<b>Other persons present during interview</b>
------------	---

Were other persons present during any part of the interview?

PCT	PCT	N	VALUE	LABEL
VALID	ALL			
56.6	55.3	580	1	YES
42.0	41.0	430	2	NO
1.4	1.3	14	3	EDITED YES
	2.3	24	-8	MISSING
-----	-----	-----		
100.0	100.0	1,048		cases

Data type: numeric

Missing-data codes: lowest thru -1

Columns: 464-465

**H\_4\_1****Present during interview/R's roommate**

Who was present? Respondent's roommate

PCT	PCT	N	VALUE	LABEL
VALID	ALL			
44.6	25.0	262	0	NOT CIRCLED
55.4	31.0	325	1	CIRCLED
	41.0	430	-9	LEGITIMATE SKIP
	3.0	31	-8	MISSING
-----	-----	-----		
100.0	100.0	1,048		cases

Data type: numeric

Missing-data codes: lowest thru -1

Columns: 466-467

**H\_4\_2****Present during interview/visitor**

Who was present? Visitor(s)

PCT	PCT	N	VALUE	LABEL
VALID	ALL			
71.5	40.0	419	0	NOT CIRCLED
28.5	15.9	167	1	CIRCLED
	41.0	430	-9	LEGITIMATE SKIP
	3.1	32	-8	MISSING
-----	-----	-----		
100.0	100.0	1,048		cases

Data type: numeric

Missing-data codes: lowest thru -1

Columns: 468-469

**H\_4\_3 Present during interview/hospital staff**

Who was present? Hospital staff

PCT	PCT	N	VALUE	LABEL
VALID	ALL			
59.2	33.2	348	0	NOT CIRCLED
40.8	22.9	240	1	CIRCLED
	41.0	430	-9	LEGITIMATE SKIP
	2.9	30	-8	MISSING
-----	-----	-----		
100.0	100.0	1,048		cases

Data type: numeric  
 Missing-data codes: lowest thru -1  
 Columns: 470-471

**H\_4\_4 Present during interview/other**

Who was present? Other

PCT	PCT	N	VALUE	LABEL
VALID	ALL			
76.5	42.7	448	0	NOT CIRCLED
23.5	13.2	138	1	CIRCLED
	41.0	430	-9	LEGITIMATE SKIP
	3.1	32	-8	MISSING
-----	-----	-----		
100.0	100.0	1,048		cases

Data type: numeric  
 Missing-data codes: lowest thru -1  
 Columns: 472-473

**H\_5\_A****Confidence rate in R's obstetric history**

Please rate your confidence in the reliability of the respondent's answers to the following parts of the questionnaire?

Obstetric history

PCT	PCT	N	VALUE	LABEL
VALID	ALL			
46.7	45.6	478	1	VERY CONFIDENT
40.9	39.9	418	2	CONFIDENT
11.0	10.8	113	3	UNSURE
0.8	0.8	8	4	DOUBTFUL
0.6	0.6	6	5	VERY DOUBTFUL
	2.4	25	-8	MISSING
-----	-----	-----		
100.0	100.0	1,048	cases	

Data type: numeric

Missing-data codes: lowest thru -1

Columns: 474-475

**H\_5\_B****Confidence rate in R's demographics**

Please rate your confidence in the reliability of the respondent's answers to the following parts of the questionnaire?

Demographics

PCT	PCT	N	VALUE	LABEL
VALID	ALL			
35.9	34.9	366	1	VERY CONFIDENT
39.3	38.3	401	2	CONFIDENT
23.4	22.8	239	3	UNSURE
0.9	0.9	9	4	DOUBTFUL
0.5	0.5	5	5	VERY DOUBTFUL
	2.7	28	-8	MISSING
-----	-----	-----		
100.0	100.0	1,048	cases	

Data type: numeric

Missing-data codes: lowest thru -1

Columns: 476-477

<b>H_5_C</b>	<b>Confidence rate in R's overall interview</b>
--------------	---

Please rate your confidence in the reliability of the respondent's answers to the following parts of the questionnaire?

Overall interview

PCT	PCT	N	VALUE	LABEL
VALID	ALL			
33.5	32.6	342	1	VERY CONFIDENT
51.0	49.6	520	2	CONFIDENT
13.9	13.5	142	3	UNSURE
0.9	0.9	9	4	DOUBTFUL
0.7	0.7	7	5	VERY DOUBTFUL
	2.7	28	-8	MISSING
-----	-----	-----		
100.0	100.0	1,048	cases	

Data type: numeric  
 Missing-data codes: lowest thru -1  
 Columns: 478-479

<b>H_6</b>	<b>Anything essential/interpret/understand</b>
------------	--

Is there anything else essential to the interpretation and understanding of this interview?

PCT	PCT	N	VALUE	LABEL
VALID	ALL			
21.6	20.3	213	1	YES
77.2	72.7	762	2	NO
1.2	1.1	12	3	EDITED YES
	5.8	61	-8	MISSING
-----	-----	-----		
100.0	100.0	1,048	cases	

Data type: numeric  
 Missing-data codes: lowest thru -1  
 Columns: 480-481

H\_6\_SP

Specify-Anything essential/interpret/understand

Is there anything else essential to the interpretation  
and understanding of this interview?

PCT	PCT	N	VALUE	LABEL
VALID	ALL			
8.8	1.8	19	11	INTERVIEWER COMPLETED DRUG USE ANS.SHEETS
8.4	1.7	18	12	OTHERS PRESENT DURING INTERVIEW
3.3	0.7	7	13	DIFFICULT LABOR
20.5	4.2	44	14	INDICATION THAT RESPONDENT USED DRUGS
1.9	0.4	4	15	BABY ILL (OR DIED)
9.8	2.0	21	16	R MAY NOT HAVE UNDERSTOOD QUESTIONS
8.4	1.7	18	17	MOTHER HAD OTHER MEDICAL/PSYCHOL PROBLEMS
4.7	1.0	10	18	R LEERY, RELUCTANT, OR QUESTIONED CONFIDENCE
34.4	7.1	74	19	OTHER
	78.5	823	-9	LEGITIMATE SKIP
	1.0	10	-8	MISSING
-----	-----	-----		
100.0	100.0	1,048		cases

Data type: numeric

Missing-data codes: lowest thru -1

Columns: 482-483



**MOTHER ABSTRACT DATA**

**Abstract Information**

**MCOMPMN                      Time to complete minutes**

Min	=	4	Mean	=	18.524
Max	=	75	Std Dev	=	9.531
Median	=	17	Variance	=	90.831

(Based on 710 valid cases)

Data type: numeric  
 Missing-data codes: lowest thru -1  
 Columns: 484-485

**MBOXA\_A1                      Number of infants Part II forms accompanying this form**

Number of infant Part II Forms accompanying this form.

PCT	PCT	N	VALUE	LABEL
VALID	ALL			
0.1	0.1	1	0	
94.5	64.5	676	1	
5.3	3.6	38	2	
	31.8	333	-1	NO ABSTRACT DATA
-----	-----	-----		
100.0	100.0	1,048	cases	

Data type: numeric  
 Missing-data codes: lowest thru -1  
 Columns: 588-589

<b>MBOXA_A2</b>	<b>Was prenatal record A part of the mothers chart</b>
-----------------	--

Was prenatal record a part of the mother's chart?

PCT	PCT	N	VALUE	LABEL
VALID	ALL			
53.9	36.6	384	1	YES
46.1	31.3	328	2	NO
	0.3	3	-8	MISSING
	31.8	333	-1	NO ABSTRACT DATA

-----  
 100.0 100.0 1,048 cases

Data type: numeric  
 Missing-data codes: lowest thru -1  
 Columns: 590-591

<b>MSPECPRO</b>	<b>Describe any special problem in completing abstraction</b>
-----------------	---

Describe Any Special Problem in Completing Abstraction.

PCT	PCT	N	VALUE	LABEL
VALID	ALL			
39.6	27.0	283	1	YES, THERE WERE SPECIAL PROBLEMS
60.4	41.2	432	2	NO, THERE AREN'T ANY SPECIAL PROBLEMS
	31.8	333	-1	NO ABSTRACT DATA

-----  
 100.0 100.0 1,048 cases

Data type: numeric  
 Missing-data codes: lowest thru -1  
 Columns: 592-593

**Demographic Information**

**XMOMAGE**                      **Mothers age calculated from abstract**

PCT	PCT	N	VALUE	LABEL
VALID	ALL			
0.1	0.1	1	13	
1.0	0.7	7	14	
1.3	0.9	9	15	
1.4	1.0	10	16	
3.9	2.6	27	17	
3.4	2.3	24	18	
5.3	3.5	37	19	
6.2	4.1	43	20	
6.2	4.1	43	21	
6.2	4.1	43	22	
4.3	2.9	30	23	
6.0	4.0	42	24	
6.2	4.1	43	25	
6.0	4.0	42	26	
3.0	2.0	21	27	
5.6	3.7	39	28	
5.2	3.4	36	29	
3.4	2.3	24	30	
2.9	1.9	20	31	
4.0	2.7	28	32	
4.6	3.1	32	33	
2.9	1.9	20	34	
4.0	2.7	28	35	
2.0	1.3	14	36	
2.2	1.4	15	37	
0.6	0.4	4	38	
0.7	0.5	5	39	
1.0	0.7	7	40	
0.1	0.1	1	42	
0.1	0.1	1	43	
	1.8	19	-8	MISSING
	31.8	333	-1	NO ABSTRACT DATA
-----	-----	-----		
100.0	100.0	1,048	cases	

Data type: numeric  
 Missing-data codes: lowest thru -1  
 Columns: 486-487

M2RACE	Race			
--------	------	--	--	--

PCT	PCT	N	VALUE	LABEL
VALID	ALL			
12.2	8.1	85	1	WHITE
81.8	54.5	571	2	BLACK/AFRICAN AMERICAN
1.0	0.7	7	3	ASIAN/PACIFIC ISLANDER
0.0	0.0	0	4	ALEUT/ESKIMO/AMERICAN INDIAN
5.0	3.3	35	8	OTHER
	1.6	17	-8	MISSING
	31.8	333	-1	NO ABSTRACT DATA
-----	-----	-----		
100.0	100.0	1,048		cases

Data type: numeric  
Missing-data codes: lowest thru -1  
Columns: 488-489

M2_OTH	Other race specified			
--------	----------------------	--	--	--

PCT	PCT	N	VALUE	LABEL
VALID	ALL			
6.5	0.2	2	10	LATINO/LATIN AMERICAN
3.2	0.1	1	11	SPANISH
3.2	0.1	1	12	FILIPINO
87.1	2.6	27	13	HISPANIC
	64.9	680	-9	LEGITIMATE SKIP
	0.4	4	-8	MISSING
	31.8	333	-1	NO ABSTRACT DATA
-----	-----	-----		
100.0	100.0	1,048		cases

Data type: numeric  
Missing-data codes: lowest thru -1  
Columns: 490-491

**Admission / Discharge Information**

**XM3ADM                      Days between hospital admission and delivery**

PCT	PCT	N	VALUE	LABEL
VALID	ALL			
66.1	44.8	469	0	
25.1	17.0	178	1	
3.7	2.5	26	2	
1.7	1.1	12	3	
0.6	0.4	4	4	
0.3	0.2	2	5	
0.3	0.2	2	6	
0.3	0.2	2	7	
0.4	0.3	3	8	
0.4	0.3	3	9	
0.3	0.2	2	10	
0.3	0.2	2	11	
0.1	0.1	1	12	
0.3	0.2	2	13	
0.1	0.1	1	14	
0.1	0.1	1	23	
	0.3	3	-5	DATA OUT OF RANGE
	32.0	335	-1	NO ABSTRACT DATA
-----	-----	-----		
100.0	100.0	1,048	cases	

Data type: numeric  
 Missing-data codes: lowest thru -1  
 Columns: 492-493

**M4PAY****Method of payment**

PCT	PCT	N	VALUE	LABEL
VALID	ALL			
33.7	21.8	228	1	PRIVATE INSURANCE/HMO
45.7	29.5	309	2	MEDICAID/MEDICAID HMO
16.1	10.4	109	3	SELF PAID BY PATIENT/RELATIVE
0.9	0.6	6	4	STATE OR LOCAL ASSISTANCE
3.6	2.3	24	8	OTHER
	3.7	39	-8	MISSING
	31.8	333	-1	NO ABSTRACT DATA
-----	-----	-----		
100.0	100.0	1,048	cases	

Data type: numeric

Missing-data codes: lowest thru -1

Columns: 494-495

**M5\_01A****Discharge diagnosis 01a**

1,048 cases (Range of valid codes: 29-265)

Data type: numeric

Missing-data codes: lowest thru -1

Columns: 496-498

**M5\_02A****Discharge diagnosis 02a**

1,048 cases (Range of valid codes: 10-265)

Data type: numeric

Missing-data codes: lowest thru -1

Columns: 499-501

**M5\_03A****Discharge diagnosis 03a**

1,048 cases (Range of valid codes: 2-270)

Data type: numeric

Missing-data codes: lowest thru -1

Columns: 502-504

**M5\_04A**                      **Discharge diagnosis 04a**

1,048 cases (Range of valid codes: 6-270)

Data type: numeric

Missing-data codes: lowest thru -1

Columns: 505-507

**M5\_05A**                      **Discharge diagnosis 05a**

1,048 cases (Range of valid codes: 7-270)

Data type: numeric

Missing-data codes: lowest thru -1

Columns: 508-510

**M5\_06A**                      **Discharge diagnosis 06a**

1,048 cases (Range of valid codes: 5-268)

Data type: numeric

Missing-data codes: lowest thru -1

Columns: 511-513

**M5\_07A**                      **Discharge diagnosis 07a**

1,048 cases (Range of valid codes: 1-266)

Data type: numeric

Missing-data codes: lowest thru -1

Columns: 514-516

**M5\_08A**                      **Discharge diagnosis 08a**

1,048 cases (Range of valid codes: 5-265)

Data type: numeric

Missing-data codes: lowest thru -1

Columns: 517-519

<b>M5_09A</b>	<b>Discharge diagnosis 09a</b>
---------------	--------------------------------

1,048 cases (Range of valid codes: 168-269)

Data type: numeric

Missing-data codes: lowest thru -1

Columns: 520-522

<b>M5_10A</b>	<b>Discharge diagnosis 010a</b>
---------------	---------------------------------

1,048 cases (Range of valid codes: 189-266)

Data type: numeric

Missing-data codes: lowest thru -1

Columns: 523-525

<b>M5CNTR</b>	<b>Discharge diagnosis counter</b>
---------------	------------------------------------

PCT	PCT	N	VALUE	LABEL
VALID	ALL			
1.3	0.9	9	1	
31.6	21.6	226	2	
23.2	15.8	166	3	
14.4	9.8	103	4	
9.8	6.7	70	5	
7.4	5.1	53	6	
4.6	3.1	33	7	
3.6	2.5	26	8	
1.1	0.8	8	9	
2.9	2.0	21	10	
	31.8	333	-1	NO ABSTRACT DATA
-----	-----	-----		
100.0	100.0	1,048	cases	

Data type: numeric

Missing-data codes: lowest thru -1

Columns: 594-595



<b>XM6DIS</b>	<b>Days between hospital admission and discharge</b>			
---------------	--	--	--	--

PCT	PCT	N	VALUE	LABEL
VALID	ALL			
0.4	0.3	3	0	
22.1	15.1	158	1	
37.6	25.7	269	2	
12.7	8.7	91	3	
13.8	9.4	99	4	
6.7	4.6	48	5	
2.0	1.3	14	6	
1.5	1.0	11	7	
0.4	0.3	3	8	
0.3	0.2	2	9	
0.1	0.1	1	10	
0.1	0.1	1	11	
0.4	0.3	3	12	
0.1	0.1	1	13	
0.7	0.5	5	14	
0.3	0.2	2	15	
0.1	0.1	1	16	
0.1	0.1	1	17	
0.1	0.1	1	28	
0.1	0.1	1	35	
	31.8	333	-1	NO ABSTRACT DATA
-----	-----	-----		
100.0	100.0	1,048	cases	

Data type: numeric  
 Missing-data codes: lowest thru -1  
 Columns: 526-527

<b>M7DISPO</b>	<b>Disposition at discharge</b>			
----------------	---------------------------------	--	--	--

PCT	PCT	N	VALUE	LABEL
VALID	ALL			
99.0	67.3	705	1	SENT HOME
0.0	0.0	0	2	TRANSFERRED TO OTHER HOSPITAL
0.0	0.0	0	3	MATERNAL DEATH
1.0	0.7	7	8	OTHER
	0.3	3	-8	MISSING
	31.8	333	-1	NO ABSTRACT DATA
-----	-----	-----		
100.0	100.0	1,048	cases	

Data type: numeric  
Missing-data codes: lowest thru -1  
Columns: 528-529

<b>M8REFER</b>	<b>Referred for subs abuse treatment during this day</b>			
----------------	--	--	--	--

PCT	PCT	N	VALUE	LABEL
VALID	ALL			
5.6	1.3	14	1	YES
94.4	22.6	237	2	NO
	44.3	464	-8	MISSING
	31.8	333	-1	ABSTRACT DATA
-----	-----	-----		
100.0	100.0	1,048	cases	

Data type: numeric  
Missing-data codes: lowest thru -1  
Columns: 530-531

<b>M8_OTH</b>	<b>Other drug or substance specified</b>			
---------------	--	--	--	--

PCT	PCT	N	VALUE	LABEL
VALID	ALL			
85.7	0.6	6	10	COCAINE
14.3	0.1	1	11	CRACK
	66.9	701	-9	LEGITIMATE SKIP
	0.7	7	-8	MISSING
	31.8	333	-1	NO ABSTRACT DATA
-----	-----	-----		
100.0	100.0	1,048	cases	

Data type: numeric

Missing-data codes: lowest thru -1

Columns: 532-533

<b>Delivery Information</b>
-----------------------------

<b>M9LABOR</b>	<b>Labor induced</b>
----------------	----------------------

PCT	PCT	N	VALUE	LABEL
VALID	ALL			
15.1	10.3	108	1	YES
84.9	57.8	606	2	NO
	0.1	1	-8	MISSING
	31.8	333	-1	NO ABSTRACT DATA
-----	-----	-----		
100.0	100.0	1,048		cases

Data type: numeric  
Missing-data codes: lowest thru -1  
Columns: 534-535

<b>M10DEL</b>	<b>Type of delivery</b>
---------------	-------------------------

PCT	PCT	N	VALUE	LABEL
VALID	ALL			
73.1	49.9	523	1	VAGINAL DELIVERY
5.6	3.8	40	2	CESAREAN SECTION,
18.0	12.3	129	3	CESAREAN SECTION, EMERGENCY
2.0	1.3	14	4	CESAREAN SECTION, UNSPECIFIED
1.3	0.9	9	8	OTHER
	31.8	333	-1	NO ABSTRACT DATA
-----	-----	-----		
100.0	100.0	1,048		cases

Data type: numeric  
Missing-data codes: lowest thru -1  
Columns: 536-537

**Chronic Diseases**

**M11ANEM                      Chronic diseases: Anemia**

PCT	PCT	N	VALUE	LABEL
VALID	ALL			
21.5	10.5	110	1	YES
78.5	38.3	401	2	NO
	19.5	204	-8	MISSING
	31.8	333	-1	NO ABSTRACT DATA
-----	-----	-----		
100.0	100.0	1,048	cases	

Data type: numeric  
 Missing-data codes: lowest thru -1  
 Columns: 538-539

**M12GES                      Chronic diseases: Gestational diabetes**

PCT	PCT	N	VALUE	LABEL
VALID	ALL			
5.7	3.1	33	1	YES
94.3	52.3	548	2	NO
	12.8	134	-8	MISSING
	31.8	333	-1	NO ABSTRACT DATA
-----	-----	-----		
100.0	100.0	1,048	cases	

Data type: numeric  
 Missing-data codes: lowest thru -1  
 Columns: 540-541

<b>M13DIA</b>	<b>Chronic diseases: other diabetes</b>
---------------	---

PCT	PCT	N	VALUE	LABEL
VALID	ALL			
2.2	1.2	13	1	YES
97.8	55.9	586	2	NO
	11.1	116	-8	MISSING
	31.8	333	-1	NO ABSTRACT DATA
-----	-----	-----		
100.0	100.0	1,048	cases	

Data type: numeric  
Missing-data codes: lowest thru -1  
Columns: 542-543

<b>M14HRT</b>	<b>Chronic diseases: heart cardiac problems</b>
---------------	---

PCT	PCT	N	VALUE	LABEL
VALID	ALL			
2.0	1.1	12	1	YES
98.0	55.1	577	2	NO
	12.0	126	-8	MISSING
	31.8	333	-1	NO ABSTRACT DATA
-----	-----	-----		
100.0	100.0	1,048	cases	

Data type: numeric  
Missing-data codes: lowest thru -1  
Columns: 544-545

<b>M15HIV</b>	<b>Chronic diseases: HIV/AIDS</b>
---------------	-----------------------------------

PCT	PCT	N	VALUE	LABEL
VALID	ALL			
2.3	1.0	11	1	YES
97.7	45.1	473	2	NO
	22.0	231	-8	MISSING
	31.8	333	-1	NO ABSTRACT DATA
-----	-----	-----		
100.0	100.0	1,048	cases	

Data type: numeric  
Missing-data codes: lowest thru -1  
Columns: 546-547

**M16HYP                      Chronic diseases: Hypertension**

PCT	PCT	N	VALUE	LABEL
VALID	ALL			
5.9	3.4	36	1	YES
94.1	54.7	573	2	NO
	10.1	106	-8	MISSING
	31.8	333	-1	NO ABSTRACT DATA
-----	-----	-----		
100.0	100.0	1,048	cases	

Data type: numeric  
 Missing-data codes: lowest thru -1  
 Columns: 548-549

**M17SKL                      Chronic diseases: Sickle cell disease or anemia**

PCT	PCT	N	VALUE	LABEL
VALID	ALL			
4.7	1.8	19	1	YES
95.3	36.6	384	2	NO
	29.8	312	-8	MISSING
	31.8	333	-1	NO ABSTRACT DATA
-----	-----	-----		
100.0	100.0	1,048	cases	

Data type: numeric  
 Missing-data codes: lowest thru -1  
 Columns: 550-551

**M18STD                      Chronic diseases: STD**

PCT	PCT	N	VALUE	LABEL
VALID	ALL			
27.6	17.0	178	1	YES
72.4	44.5	466	2	NO
	6.8	71	-8	MISSING
	31.8	333	-1	NO ABSTRACT DATA
-----	-----	-----		
100.0	100.0	1,048	cases	

Data type: numeric  
 Missing-data codes: lowest thru -1  
 Columns: 552-553

<b>Drug History During This Pregnancy</b>
---

<b>M19ACAF</b>	<b>Sub/illicit drugs (caffeine) during this pregnancy</b>
----------------	---

PCT	PCT	N	VALUE	LABEL
VALID	ALL			
50.0	1.7	18	1	YES
50.0	1.7	18	2	NO
	64.8	679	-8	MISSING
	31.8	333	-1	NO ABSTRACT DATA
-----	-----	-----		
100.0	100.0	1,048	cases	

Data type: numeric

Missing-data codes: lowest thru -1

Columns: 554-555

<b>M19BTOB</b>	<b>Sub/illicit drugs (tobacco) during this pregnancy</b>
----------------	--

PCT	PCT	N	VALUE	LABEL
VALID	ALL			
24.6	15.5	162	1	YES
75.4	47.4	497	2	NO
	5.3	56	-8	MISSING
	31.8	333	-1	NO ABSTRACT DATA
-----	-----	-----		
100.0	100.0	1,048	cases	

Data type: numeric

Missing-data codes: lowest thru -1

Columns: 556-557



**M19CMAR Sub/illicit drugs (marijuana) during this pregnancy**

PCT	PCT	N	VALUE	LABEL
VALID	ALL			
3.9	2.3	24	1	YES
96.1	56.1	588	2	NO
	9.8	103	-8	MISSING
	31.8	333	-1	NO ABSTRACT DATA
-----	-----	-----		
100.0	100.0	1,048	cases	

Data type: numeric  
 Missing-data codes: lowest thru -1  
 Columns: 558-559

**M19DALC Sub/illicit drugs (alcohol) during this pregnancy**

PCT	PCT	N	VALUE	LABEL
VALID	ALL			
15.3	9.4	98	1	YES
84.7	51.9	544	2	NO
	7.0	73	-8	MISSING
	31.8	333	-1	NO ABSTRACT DATA
-----	-----	-----		
100.0	100.0	1,048	cases	

Data type: numeric  
 Missing-data codes: lowest thru -1  
 Columns: 560-561

**M19EAMP Sub/illicit drugs (metham) during this pregnancy**

PCT	PCT	N	VALUE	LABEL
VALID	ALL			
0.0	0.0	0	1	YES
100.0	53.7	563	2	NO
	14.5	152	-8	MISSING
	31.8	333	-1	NO ABSTRACT DATA
-----	-----	-----		
100.0	100.0	1,048	cases	

Data type: numeric  
 Missing-data codes: lowest thru -1  
 Columns: 562-563

<b>M19FHER</b>	<b>Sub/illicit drugs (heroin) during this pregnancy</b>
----------------	---

PCT	PCT	N	VALUE	LABEL
VALID	ALL			
1.1	0.6	6	1	YES
98.9	49.9	523	2	NO
	17.7	186	-8	MISSING
	31.8	333	-1	NO ABSTRACT DATA
-----	-----	-----		
100.0	100.0	1,048	cases	

Data type: numeric  
Missing-data codes: lowest thru -1  
Columns: 564-565

<b>M19GOPI</b>	<b>Sub/illicit drugs (opiates, other) during this pregnancy</b>
----------------	---

PCT	PCT	N	VALUE	LABEL
VALID	ALL			
0.5	0.3	3	1	ES
99.5	53.5	561	2	NO
	14.4	151	-8	MISSING
	31.8	333	-1	NO ABSTRACT DATA
-----	-----	-----		
100.0	100.0	1,048	cases	

Data type: numeric  
Missing-data codes: lowest thru -1  
Columns: 566-567

<b>M19HMET</b>	<b>Sub/illicit drugs (methadone) during this pregnancy</b>
----------------	--

PCT	PCT	N	VALUE	LABEL
VALID	ALL			
0.2	0.1	1	1	YES
99.8	46.1	483	2	NO
	22.0	231	-8	MISSING
	31.8	333	-1	NO ABSTRACT DATA
-----	-----	-----		
100.0	100.0	1,048	cases	

Data type: numeric  
Missing-data codes: lowest thru -1  
Columns: 568-569

**M19ICRK Sub/illicit drugs (crack) during this pregnancy**

PCT	PCT	N	VALUE	LABEL
VALID	ALL			
8.5	5.2	54	1	YES
91.5	55.5	582	2	NO
	7.5	79	-8	MISSING
	31.8	333	-1	NO ABSTRACT DATA
-----	-----	-----		
100.0	100.0	1,048	cases	

Data type: numeric  
 Missing-data codes: lowest thru -1  
 Columns: 570-571

**M19JCOC Sub/illicit drugs (other cocaine) during this pregnancy**

PCT	PCT	N	VALUE	LABEL
VALID	ALL			
12.3	7.5	79	1	YES
87.7	53.6	562	2	NO
	7.1	74	-8	MISSING
	31.8	333	-1	NO ABSTRACT DATA
-----	-----	-----		
100.0	100.0	1,048	cases	

Data type: numeric  
 Missing-data codes: lowest thru -1  
 Columns: 572-573

**M19KPCP Sub/illicit drugs (PCP) during this pregnancy**

PCT	PCT	N	VALUE	LABEL
VALID	ALL			
1.3	0.8	8	1	YES
98.7	57.3	601	2	NO
	10.1	106	-8	MISSING
	31.8	333	-1	NO ABSTRACT DATA
-----	-----	-----		
100.0	100.0	1,048	cases	

Data type: numeric  
 Missing-data codes: lowest thru -1  
 Columns: 574-575

<b>Urine Toxicology Screen(s) During This Pregnancy</b>
---

<b>M20EVID</b>	<b>Evidence of urine toxicology screens done or considered</b>
----------------	--

PCT	PCT	N	VALUE	LABEL
VALID	ALL			
42.4	28.9	303	1	YES
57.6	39.3	412	2	NO
	31.8	333	-1	NO ABSTRACT DATA
-----	-----	-----		
100.0	100.0	1,048		cases

Data type: numeric  
 Missing-data codes: lowest thru -1  
 Columns: 576-577

<b>M21ARSLT</b>	<b>Results of drug tested: marijuana</b>
-----------------	--

PCT	PCT	N	VALUE	LABEL
VALID	ALL			
1.2	0.3	3	1	CONFIRMED POSITIVE
98.8	24.1	253	2	NEGATIVE
	39.3	412	-9	LEGITIMATE SKIP
	4.5	47	-8	MISSING
	31.8	333	-1	NO ABSTRACT DATA
-----	-----	-----		
100.0	100.0	1,048		cases

Data type: numeric  
 Missing-data codes: lowest thru -1  
 Columns: 578-579

<b>M21BRSLT</b>	<b>Results of drug tested: cocaine</b>			
-----------------	--	--	--	--

PCT	PCT	N	VALUE	LABEL
VALID	ALL			
21.2	5.5	58	1	CONFIRMED POSITIVE
78.8	20.6	216	2	NEGATIVE
	39.3	412	-9	LEGITIMATE SKIP
	2.8	29	-8	MISSING
	31.8	333	-1	NO ABSTRACT DATA
-----	-----	-----		
100.0	100.0	1,048	cases	

Data type: numeric  
Missing-data codes: lowest thru -1  
Columns: 580-581

<b>M21CRSLT</b>	<b>Results of drug tested: opiates</b>			
-----------------	--	--	--	--

PCT	PCT	N	VALUE	LABEL
VALID	ALL			
2.6	0.7	7	1	CONFIRMED POSITIVE
97.4	24.8	260	2	NEGATIVE
	39.3	412	-9	LEGITIMATE SKIP
	3.4	36	-8	MISSING
	31.8	333	-1	NO ABSTRACT DATA
-----	-----	-----		
100.0	100.0	1,048	cases	

Data type: numeric  
Missing-data codes: lowest thru -1  
Columns: 582-583

<b>M21DRSLT</b>	<b>Results of drug tested: amphetamines</b>
-----------------	---

PCT	PCT	N	VALUE	LABEL
VALID	ALL			
0.0	0.0	0	1	CONFIRMED POSITIVE
100.0	24.7	259	2	NEGATIVE
	39.3	412	-9	LEGITIMATE SKIP
	4.2	44	-8	MISSING
	31.8	333	-1	NO ABSTRACT DATA
-----	-----	-----		
100.0	100.0	1,048		cases

Data type: numeric  
Missing-data codes: lowest thru -1  
Columns: 584-585

<b>M21ERSLT</b>	<b>Results of drug tested: PCP</b>
-----------------	------------------------------------

PCT	PCT	N	VALUE	LABEL
VALID	ALL			
0.8	0.2	2	1	CONFIRMED POSITIVE
99.2	24.0	251	2	NEGATIVE
	39.3	412	-9	LEGITIMATE SKIP
	4.8	50	-8	MISSING
	31.8	333	-1	NO ABSTRACT DATA
-----	-----	-----		
100.0	100.0	1,048		cases

Data type: numeric  
Missing-data codes: lowest thru -1  
Columns: 586-587

**CREATED VARIABLES**

**Survey Information**

**RESIDE**                      **Residence status**

PCT	PCT	N	VALUE	LABEL
VALID	ALL			
75.0	75.0	786	1	DC RESIDENT
25.0	25.0	262	2	NON-DC RESIDENT
-----	-----	-----		
100.0	100.0	1,048		cases

Data type: numeric  
 Missing-data codes: lowest thru -1  
 Column: 768

**STATUS**                      **Status variable**

PCT	PCT	N	VALUE	LABEL
VALID	ALL			
0.0	0.0	0	1	NON-INTERVIEW
31.8	31.8	333	2	NO ABSTRACT DATA-COMPLETED INTER.
67.7	67.7	710	3	MOTHER AND BABY ABSTRACT-COMPLETED INTER.
0.5	0.5	5	4	MOTHER ABSTRACT ONLY-COMPLETED INTER.
-----	-----	-----		
100.0	100.0	1,048		cases

Data type: numeric  
 Missing-data codes: lowest thru -1  
 Column: 778

PARITY	Number of previous live births			
--------	--------------------------------	--	--	--

PCT	PCT	N	VALUE	LABEL
VALID	ALL			
35.0	34.5	362	1	NO PREVIOUS LIVE BIRTHS
30.0	29.6	310	2	ONE PREVIOUS LIVE BIRTH
35.0	34.5	362	3	TWO OR MORE PREVIOUS LIVE BIRTHS
	1.3	14	-8	MISSING
-----	-----	-----		
100.0	100.0	1,048		cases

Data type: numeric  
Missing-data codes: lowest thru -1  
Columns: 739-740

TWINS	Twins indicator			
-------	-----------------	--	--	--

PCT	PCT	N	VALUE	LABEL
VALID	ALL			
5.3	5.3	56	1	YES
94.7	94.7	992	2	NO
-----	-----	-----		
100.0	100.0	1,048		cases

Data type: numeric  
Missing-data codes: lowest thru -1  
Column: 787



**Demographic Information**

**A\_EDUC                      Adult education**

PCT	PCT	N	VALUE	LABEL
VALID	ALL			
25.6	24.2	254	1	LESS THAN HIGH SCHOOL
39.8	37.8	396	2	HIGH SCHOOL GRADUATE
16.6	15.7	165	3	SOME COLLEGE
18.0	17.1	179	4	COLLEGE GRADUATE
	5.0	52	-9	LEGITIMATE SKIP
	0.2	2	-8	MISSING
-----	-----	-----		
100.0	100.0	1,048		cases

Data type: numeric  
 Missing-data codes: lowest thru -1  
 Columns: 596-597

**AGE                              Mothers age group**

PCT	PCT	N	VALUE	LABEL
VALID	ALL			
5.0	5.0	52	1	12-17 YEARS
39.7	39.5	414	2	18-25 YEARS
41.4	41.2	432	3	26-34 YEARS
14.0	13.9	146	4	35+ YEARS
	0.1	1	-8	MISSING
	0.1	1	-7	ITEM REFUSAL
	0.2	2	-5	DATA OUT OF RANGE
-----	-----	-----		
100.0	100.0	1,048		cases

Data type: numeric  
 Missing-data codes: lowest thru -1  
 Columns: 598-599

<b>AGE_YR</b>	<b>Mothers age calculated from years only</b>			
---------------	---	--	--	--

PCT	PCT	N	VALUE	LABEL
VALID	ALL			
0.8	0.8	8	14	
0.6	0.6	6	15	
1.2	1.2	13	16	
2.4	2.4	25	17	
3.5	3.4	36	18	
3.6	3.6	38	19	
5.7	5.6	59	20	
5.7	5.6	59	21	
6.5	6.5	68	22	
4.6	4.6	48	23	
4.6	4.6	48	24	
5.6	5.5	58	25	
5.0	5.0	52	26	
5.9	5.8	61	27	
4.6	4.6	48	28	
5.8	5.7	60	29	
3.9	3.9	41	30	
4.2	4.2	44	31	
3.9	3.9	41	32	
3.6	3.5	37	33	
4.5	4.5	47	34	
3.8	3.8	40	35	
3.4	3.3	35	36	
2.1	2.1	22	37	
1.4	1.4	15	38	
0.9	0.9	9	39	
1.9	1.9	20	40	
0.2	0.2	2	41	
0.1	0.1	1	42	
0.1	0.1	1	43	
	0.2	2	-8	MISSING
	0.1	1	-7	ITEM REFUSAL
	0.3	3	-5	DATA OUT OF RANGE
-----	-----	-----		
100.0	100.0	1,048	cases	

Data type: numeric  
 Missing-data codes: lowest thru -1  
 Columns: 600-601

<b>XAGE</b>	<b>Mother's age group based on xagecalc</b>
-------------	---

PCT	PCT	N	VALUE	LABEL
VALID	ALL			
6.5	6.5	68	1	12-17 YEARS
40.5	40.3	422	2	18-25 YEARS
40.6	40.4	423	3	26-34 YEARS
12.4	12.3	129	4	35+YEARS
	0.2	2	-8	MISSING
	0.1	1	-7	ITEM REFUSAL
	0.3	3	-5	DATA OUT OF RANGE
-----	-----	-----		
100.0	100.0	1,048	cases	

Data type: numeric  
 Missing-data codes: lowest thru -1  
 Columns: 788-789

<b>HH_SIZ18</b>	<b>People living with you under 18-categorical</b>
-----------------	--

PCT	PCT	N	VALUE	LABEL
VALID	ALL			
43.3	30.2	316	1	1 PERSON
28.8	20.0	210	2	2 PEOPLE
27.9	19.5	204	3	3 PEOPLE
0.0	0.0	0	4	4 OR MORE PEOPLE
	1.1	12	-8	MISSING
	29.1	305	-5	NO PEOPLE UNDER 18
	0.1	1	-4	DON'T KNOW
-----	-----	-----		
100.0	100.0	1,048	cases	

Data type: numeric  
 Missing-data codes: lowest thru -1  
 Columns: 692-693

<b>HH_SIZE</b>	<b>People regularly living with you categorically</b>			
----------------	---	--	--	--

PCT	PCT	N	VALUE	LABEL
VALID	ALL			
3.6	3.5	37	1	2 PEOPLE
27.4	27.2	285	2	3 PEOPLE
27.5	27.3	286	3	4 PEOPLE
18.6	18.4	193	4	5 PEOPLE
23.0	22.8	239	5	6 OR MORE PEOPLE
	0.7	7	-8	MISSING
	0.1	1	-2	RESPONSE ILLEGIBLE
-----	-----	-----		
100.0	100.0	1,048	cases	

Data type: numeric

Missing-data codes: lowest thru -1

Columns: 694-695

<b>MARITAL</b>	<b>Marital status</b>			
----------------	-----------------------	--	--	--

PCT	PCT	N	VALUE	LABEL
VALID	ALL			
64.8	64.6	677	1	SINGLE
31.3	31.2	327	2	MARRIED
3.9	3.9	41	3	WIDOWED/DIVORCED/SEPARATED
	0.1	1	-8	MISSING
	0.1	1	-7	ITEM REFUSAL
	0.1	1	-6	MULTIPLE RESPONSE
-----	-----	-----		
100.0	100.0	1,048	cases	

Data type: numeric

Missing-data codes: lowest thru -1

Columns: 716-717

<b>RACE</b>	<b>Race/ethnicity from questionnaire</b>			
-------------	--	--	--	--

PCT	PCT	N	VALUE	LABEL
VALID	ALL			
12.4	12.3	129	1	WHITE
79.5	79.1	829	2	BLACK
6.1	6.1	64	3	HISPANIC
2.0	2.0	21	4	OTHER
	0.2	2	-8	MISSING
	0.3	3	-6	MULTIPLE RESPONSE
-----	-----	-----		
100.0	100.0	1,048	cases	

Data type: numeric  
 Missing-data codes: lowest thru -1  
 Columns: 766-767

<b>Childbirth / Pregnancy Data</b>
------------------------------------

<b>ANYBWG</b>	<b>Lowest bw/gest age, either baby</b>
---------------	--

PCT	PCT	N	VALUE	LABEL
VALID	ALL			
58.6	42.6	446	1	NORMAL BIRTHWEIGHT, TERM
10.6	7.7	81	2	NORMAL BIRTHWEIGHT, PRETERM
10.6	7.7	81	3	LOW BIRTHWEIGHT, TERM
20.1	14.6	153	4	LOW BIRTHWEIGHT, PRETERM
	25.6	268	-8	MISSING
	1.8	19	-4	DON'T KNOW
-----	-----	-----		
100.0	100.0	1,048	cases	

Data type: numeric  
 Missing-data codes: lowest thru -1  
 Columns: 619-620

<b>ANYBWT</b>	<b>Lowest birthweight category, either baby</b>
---------------	---

PCT	PCT	N	VALUE	LABEL
VALID	ALL			
69.0	51.6	541	1	NORMAL
24.7	18.5	194	2	INTERMEDIATE
6.2	4.7	49	3	VERY LOW
	25.2	264	-8	MISSING
-----	-----	-----		
100.0	100.0	1,048	cases	

Data type: numeric  
 Missing-data codes: lowest thru -1  
 Columns: 621-622

<b>BIRTHWT</b>	<b>Birthweight class</b>
----------------	--------------------------

PCT	PCT	N	VALUE	LABEL
VALID	ALL			
73.9	73.8	773	1	NORMAL
20.6	20.5	215	2	INTERMEDIATE
5.5	5.5	58	3	VERY LOW
	0.2	2	-8	MISSING
-----	-----	-----		
100.0	100.0	1,048	cases	

Data type: numeric  
 Missing-data codes: lowest thru -1  
 Columns: 633-634

<b>BW_GEST</b>	<b>Combined birthweight/gestational age</b>
----------------	---

PCT	PCT	N	VALUE	LABEL
VALID	ALL			
64.4	62.3	653	1	NORMAL BIRTHWEIGHT, TERM
9.7	9.4	98	2	NORMAL BIRTHWEIGHT, PRETERM
8.3	8.0	84	3	LOW BIRTHWEIGHT, TERM
17.7	17.1	179	4	LOW BIRTHWEIGHT, PRETERM
	0.4	4	-9	LEGITIMATE SKIP
	0.7	7	-8	MISSING
	2.2	23	-4	MISSING
-----	-----	-----		
100.0	100.0	1,048	cases	

Data type: numeric  
 Missing-data codes: lowest thru -1  
 Columns: 635-636

<b>BWGRAMS</b>	<b>Birthweight in grams</b>
----------------	-----------------------------

Min = 410	Mean = 2,938.071
Max = 4,961	Std Dev = 774.477
Median = 3,062	Variance = 599,815.101

(Based on 1,046 valid cases)

Data type: numeric  
 Missing-data codes: lowest thru -1  
 Columns: 637-640

GESTAGE		Gestational age/class		
---------	--	-----------------------	--	--

PCT	PCT	N	VALUE	LABEL
VALID	ALL			
72.7	70.5	739	1	TERM
27.3	26.4	277	2	PRETERM
	0.4	4	-9	LEGITIMATE SKIP
	0.5	5	-8	MISSING
	2.2	23	-4	DON'T KNOW
-----	-----	-----		
100.0	100.0	1,048	cases	

Data type: numeric  
Missing-data codes: lowest thru -1  
Columns: 680-681

R1BIRT		VLBW vs Normal		
--------	--	----------------	--	--

PCT	PCT	N	VALUE	LABEL
VALID	ALL			
7.0	5.5	58	1	VERY LOW BIRTHWEIGHT
93.0	73.8	773	2	NORMAL BIRTHWEIGHT
	20.5	215	-9	LEGITIMATE SKIP
	0.2	2	-8	MISSING
-----	-----	-----		
100.0	100.0	1,048	cases	

Data type: numeric  
Missing-data codes: lowest thru -1  
Columns: 760-761

R2BIRT		ILBW vs Normal		
--------	--	----------------	--	--

PCT	PCT	N	VALUE	LABEL
VALID	ALL			
21.8	20.5	215	1	INTERMEDIATE LOW BIRTHWEIGHT
78.2	73.8	773	2	NORMAL BIRTHWEIGHT
	5.5	58	-9	LEGITIMATE SKIP
	0.2	2	-8	MISSING
-----	-----	-----		
100.0	100.0	1,048	cases	

Data type: numeric  
Missing-data codes: lowest thru -1  
Columns: 762-763



<b>R3BIRT</b>	<b>LBW vs Normal</b>			
---------------	----------------------	--	--	--

PCT	PCT	N	VALUE	LABEL
VALID	ALL			
26.1	26.0	273	1	LOW BIRTHWEIGHT
73.9	73.8	773	2	NORMAL BIRTHWEIGHT
	0.2	2	-8	MISSING
-----	-----	-----		
100.0	100.0	1,048		cases

Data type: numeric  
Missing-data codes: lowest thru -1  
Columns: 764-765

<b>RISKLEV2</b>	<b>Respondent's risk level</b>			
-----------------	--------------------------------	--	--	--

PCT	PCT	N	VALUE	LABEL
VALID	ALL			
41.9	31.3	328	1	HIGH RISK BABY
58.1	43.3	454	2	LOW RISK BABY
	25.0	262	-8	MISSING
	0.4	4	-5	DATA OUT OF RANGE
-----	-----	-----		
100.0	100.0	1,048		cases

Data type: numeric  
Missing-data codes: lowest thru -1  
Columns: 769-770

<b>Prenatal Care</b>
----------------------

<b>ANYCARE</b>	<b>Prenatal care</b>
----------------	----------------------

PCT	PCT	N	VALUE	LABEL
VALID	ALL			
87.2	87.2	914	1	ANY PRENATAL CARE
12.8	12.8	134	2	LATE OR NO PRENATAL CARE
-----	-----	-----		
100.0	100.0	1,048		cases

Data type: numeric  
 Missing-data codes: lowest thru -1  
 Column: 623

<b>PN_CARE</b>	<b>Where rec'd most prenatal care</b>
----------------	---------------------------------------

PCT	PCT	N	VALUE	LABEL
VALID	ALL			
6.6	6.6	69	1	NO PRENATAL CARE
25.3	25.3	265	2	PRIVATE MD
10.8	10.8	113	3	HMO
36.0	36.0	377	4	HOSPITAL OUTPATIENT CLINIC
18.2	18.2	191	5	HEALTH DEPT/COMMUNITY CLINIC
3.1	3.1	33	6	OTHER OR UNKNOWN FACILITY
-----	-----	-----		
100.0	100.0	1,048		cases

Data type: numeric  
 Missing-data codes: lowest thru -1  
 Column: 743

<b>PN_NUM</b>	<b>Number of prenatal visits</b>			
---------------	----------------------------------	--	--	--

PCT	PCT	N	VALUE	LABEL
VALID	ALL			
6.6	6.6	69	1	NO PRENATAL CARE
25.5	25.5	267	2	LESS THAN ONCE/MONTH
56.0	56.0	587	3	AT LEAST ONCE/MONTH, BUT NOT MORE
9.4	9.4	99	4	TWICE/MONTH OR MORE
2.5	2.5	26	5	UNKNOWN NUMBER OF VISITS
-----	-----	-----		
100.0	100.0	1,048		cases

Data type: numeric  
 Missing-data codes: lowest thru -1  
 Column: 744

<b>PN_TRI</b>	<b>Trimester of first prenatal visit</b>			
---------------	--	--	--	--

PCT	PCT	N	VALUE	LABEL
VALID	ALL			
66.2	59.4	623	1	FIRST TRIMESTER
26.9	24.1	253	2	SECOND TRIMESTER
6.9	6.2	65	3	THIRD TRIMESTER
	6.6	69	-9	LEGITIMATE SKIP
	1.4	15	-8	MISSING
	0.6	6	-5	DATA OUT OF RANGE
	1.6	17	-4	DON'T KNOW
-----	-----	-----		
100.0	100.0	1,048		cases

Data type: numeric  
 Missing-data codes: lowest thru -1  
 Columns: 745-746

<b>PN_WK</b>	<b>Week of first prenatal visit</b>			
--------------	-------------------------------------	--	--	--

Min	=	0	Mean	=	11.032
Max	=	40	Std Dev	=	8.182
Median	=	9	Variance	=	66.939

(Based on 941 valid cases)

Data type: numeric  
 Missing-data codes: lowest thru -1  
 Columns: 747-748

Birth Control
---------------

<b>CONTRA</b>	<b>Type of contraceptive used</b>
---------------	-----------------------------------

PCT	PCT	N	VALUE	LABEL
VALID	ALL			
80.5	79.0	828	1	NONE
11.8	11.5	121	2	BIRTH CONTROL PILL
4.5	4.4	46	3	CONDOM
3.3	3.2	34	4	OTHER TYPE
	1.4	15	-8	MISSING
	0.4	4	-4	DON'T KNOW
-----	-----	-----		
100.0	100.0	1,048	cases	

Data type: numeric

Missing-data codes: lowest thru -1

Columns: 665-666

**Substance Use**

**ALC\_AMT**                      **Amount of alcohol used during pregnancy in ounces**

Min        =    0                                      Mean        =    14.770  
 Max        = 547                                    Std Dev    =    66.254  
 Median =    0                                      Variance = 4,389.607

(Based on 955 valid cases)

Data type: numeric  
 Missing-data codes: lowest thru -1  
 Columns: 602-604

**ALC\_AMT3**                      **Amount of alcohol used during pregnancy**

PCT	PCT	N	VALUE	LABEL
VALID	ALL			
82.6	82.6	866	1	NONE
2.9	2.9	30	2	UP TO 0.5 DRINK PER DAY
1.5	1.5	16	3	1/2 TO 1 DRINK PER DAY
13.0	13.0	136	4	UNKNOWN
-----	-----	-----		
100.0	100.0	1,048		cases

Data type: numeric  
 Missing-data codes: lowest thru -1  
 Column: 605

**ALC\_CAT**                      **Category of alcohol use during pregnancy**

PCT	PCT	N	VALUE	LABEL
VALID	ALL			
80.3	73.4	769	1	NO ALCOHOL USE DURING PREGNANCY
18.0	16.4	172	2	LIGHT ALCOHOL USE DURING PREGNANCY
1.8	1.6	17	3	MODERATE/HEAVY
	8.6	90	-8	MISSING
-----	-----	-----		
100.0	100.0	1,048		cases

Data type: numeric  
 Missing-data codes: lowest thru -1  
 Columns: 606-607

<b>ALC_DAY</b>	<b>Number of days drank during pregnancy</b>
----------------	--

Min	=	0	Mean	=	8.418
Max	=	280	Std Dev	=	31.850
Median	=	0	Variance	=	1,014.397

(Based on 955 valid cases)

Data type: numeric  
 Missing-data codes: lowest thru -1  
 Columns: 608-610

<b>ALCFLAG</b>	<b>Alcohol use ever</b>
----------------	-------------------------

PCT	PCT	N	VALUE	LABEL
VALID	ALL			
33.7	32.6	342	0	NO
66.3	64.2	673	1	YES
	3.1	33	-8	MISSING
-----	-----	-----		
100.0	100.0	1,048	cases	

Data type: numeric  
 Missing-data codes: lowest thru -1  
 Columns: 611-612

<b>ALCMON</b>	<b>Alcohol use past month</b>
---------------	-------------------------------

PCT	PCT	N	VALUE	LABEL
VALID	ALL			
87.3	84.5	886	0	NO
12.7	12.3	129	1	YES
	3.1	33	-8	MISSING
-----	-----	-----		
100.0	100.0	1,048	cases	

Data type: numeric  
 Missing-data codes: lowest thru -1  
 Columns: 613-614

<b>ALCPREG</b>	<b>Alcohol use during pregnancy</b>
----------------	-------------------------------------

PCT	PCT	N	VALUE	LABEL
VALID	ALL			
73.7	71.4	748	0	NO
26.3	25.5	267	1	YES
	3.1	33	-8	MISSING
-----	-----	-----		
100.0	100.0	1,048	cases	

Data type: numeric  
 Missing-data codes: lowest thru -1  
 Columns: 615-616

<b>ALCYR</b>	<b>Alcohol use past 12 months</b>
--------------	-----------------------------------

PCT	PCT	N	VALUE	LABEL
VALID	ALL			
58.7	56.9	596	0	NO
41.3	40.0	419	1	YES
	3.1	33	-8	MISSING
-----	-----	-----		
100.0	100.0	1,048	cases	

Data type: numeric  
 Missing-data codes: lowest thru -1  
 Columns: 617-618

<b>AV_ETHAN</b>	<b>Avg. daily ethanol intake during pregnancy in oz</b>
-----------------	---

PCT	PCT	N	VALUE	LABEL
VALID	ALL			
98.7	85.9	900	0	LESS THAN 1.00 OUNCE DAILY
1.1	1.0	10	1	BETWEEN 1.00 AND 1.99 OUNCES DAILY
0.1	0.1	1	2	BETWEEN 2.00 AND 2.99 OUNCES DAILY
0.1	0.1	1	3	MORE THAN 3.00 OUNCES DAILY
	13.0	136	-8	MISSING
-----	-----	-----		
100.0	100.0	1,048	cases	

Data type: numeric  
 Missing-data codes: lowest thru -1  
 Columns: 631-632

<b>PDRINK</b>	<b>Probability of drinking on a given day</b>			
---------------	---	--	--	--

PCT	PCT	N	VALUE	LABEL
VALID	ALL			
98.8	92.5	969	0	LESS THAN 100% PROBABILITY
1.2	1.1	12	1	100% PROBABILITY
	6.4	67	-8	MISSING
-----	-----	-----		
100.0	100.0	1,048		cases

Data type: numeric  
Missing-data codes: lowest thru -1  
Columns: 741-742

<b>CIG_AMT</b>	<b>Amount of cigarette use</b>			
----------------	--------------------------------	--	--	--

PCT	PCT	N	VALUE	LABEL
VALID	ALL			
73.2	72.4	759	1	NONE
23.3	23.1	242	2	LESS THAN 1 PACK/DAY
3.5	3.4	36	3	1 PACK/DAY OR MORE
	1.0	11	-8	MISSING
-----	-----	-----		
100.0	100.0	1,048		cases

Data type: numeric  
Missing-data codes: lowest thru -1  
Columns: 641-642

<b>CIGFLAG</b>	<b>Cigarette use ever</b>			
----------------	---------------------------	--	--	--

PCT	PCT	N	VALUE	LABEL
VALID	ALL			
44.6	44.6	467	0	NO
55.4	55.4	581	1	YES
-----	-----	-----		
100.0	100.0	1,048		cases

Data type: numeric  
Missing-data codes: lowest thru -1  
Column: 643



<b>CIGMON</b>	<b>Cigarette use past month</b>
---------------	---------------------------------

PCT	PCT	N	VALUE	LABEL
VALID	ALL			
77.6	77.6	813	0	NO
22.4	22.4	235	1	YES
-----	-----	-----		
100.0	100.0	1,048	cases	

Data type: numeric  
 Missing-data codes: lowest thru -1  
 Column: 644

<b>CIGPREG</b>	<b>Cigarette use during pregnancy</b>
----------------	---------------------------------------

PCT	PCT	N	VALUE	LABEL
VALID	ALL			
72.4	72.4	759	0	NO
27.6	27.6	289	1	YES
-----	-----	-----		
100.0	100.0	1,048	cases	

Data type: numeric  
 Missing-data codes: lowest thru -1  
 Column: 645

<b>CIGYR</b>	<b>Cigarette use past 12 months</b>
--------------	-------------------------------------

PCT	PCT	N	VALUE	LABEL
VALID	ALL			
69.4	69.4	727	0	NO
30.6	30.6	321	1	YES
-----	-----	-----		
100.0	100.0	1,048	cases	

Data type: numeric  
 Missing-data codes: lowest thru -1  
 Column: 646

<b>COCFLAG</b>	<b>Cocaine - any use ever</b>			
----------------	-------------------------------	--	--	--

PCT	PCT	N	VALUE	LABEL
VALID	ALL			
81.1	80.4	843	0	NO
18.9	18.8	197	1	YES
	0.8	8	-8	MISSING
-----	-----	-----		
100.0	100.0	1,048	cases	

Data type: numeric  
 Missing-data codes: lowest thru -1  
 Columns: 647-648

<b>COCMON</b>	<b>Cocaine - any past month</b>			
---------------	---------------------------------	--	--	--

PCT	PCT	N	VALUE	LABEL
VALID	ALL			
93.3	92.6	970	0	NO
6.7	6.7	70	1	YES
	0.8	8	-8	MISSING
-----	-----	-----		
100.0	100.0	1,048	cases	

Data type: numeric  
 Missing-data codes: lowest thru -1  
 Columns: 649-650

<b>COCPREG</b>	<b>Cocaine any used during pregnancy</b>			
----------------	--	--	--	--

PCT	PCT	N	VALUE	LABEL
VALID	ALL			
88.1	87.3	915	0	NO
11.9	11.8	124	1	YES
	0.9	9	-8	MISSING
-----	-----	-----		
100.0	100.0	1,048	cases	

Data type: numeric  
 Missing-data codes: lowest thru -1  
 Columns: 651-652

<b>COCYR</b>	<b>Cocaine any used in the past 12 months</b>
--------------	---

PCT	PCT	N	VALUE	LABEL
VALID	ALL			
87.4	86.7	909	0	NO
12.6	12.5	131	1	YES
	0.8	8	-8	MISSING
-----	-----	-----		
100.0	100.0	1,048	cases	

Data type: numeric  
 Missing-data codes: lowest thru -1  
 Columns: 653-654

<b>HRDPRG</b>	<b>Frequency of crack or other cocaine</b>
---------------	--

PCT	PCT	N	VALUE	LABEL
VALID	ALL			
88.9	87.9	921	1	NONE
5.6	5.5	58	2	LESS THAN WEEKLY
5.5	5.4	57	3	WEEKLY OR MORE
	1.1	12	-8	MISSING
-----	-----	-----		
100.0	100.0	1,048	cases	

Data type: numeric  
 Missing-data codes: lowest thru -1  
 Columns: 696-697

<b>COO_FRQ</b>	<b>Frequency of cocaine other than crack use</b>
----------------	--

PCT	PCT	N	VALUE	LABEL
VALID	ALL			
96.1	94.7	992	1	NONE
2.1	2.1	22	2	LESS THAN WEEKLY
1.7	1.7	18	3	WEEKLY OR MORE
	1.5	16	-8	MISSING
-----	-----	-----		
100.0	100.0	1,048	cases	

Data type: numeric  
 Missing-data codes: lowest thru -1  
 Columns: 655-656

<b>COOFLAG</b>	<b>Cocaine other than crack use ever</b>			
----------------	--	--	--	--

PCT	PCT	N	VALUE	LABEL
VALID	ALL			
86.8	86.1	902	0	NO
13.2	13.1	137	1	YES
	0.9	9	-8	MISSING
-----	-----	-----		
100.0	100.0	1,048	cases	

Data type: numeric  
Missing-data codes: lowest thru -1  
Columns: 657-658

<b>COOMON</b>	<b>Cocaine other than crack past month</b>			
---------------	--	--	--	--

PCT	PCT	N	VALUE	LABEL
VALID	ALL			
98.1	97.2	1,019	0	NO
1.9	1.9	20	1	YES
	0.9	9	-8	MISSING
-----	-----	-----		
100.0	100.0	1,048	cases	

Data type: numeric  
Missing-data codes: lowest thru -1  
Columns: 659-660

<b>COOPREG</b>	<b>Cocaine other than crack used during pregnancy</b>			
----------------	---	--	--	--

PCT	PCT	N	VALUE	LABEL
VALID	ALL			
95.8	94.7	992	0	NO
4.2	4.2	44	1	YES
	1.1	12	-8	MISSING
-----	-----	-----		
100.0	100.0	1,048	cases	

Data type: numeric  
Missing-data codes: lowest thru -1  
Columns: 661-662

**COOYR                      Cocaine other than crack used in past 12 months**

PCT	PCT	N	VALUE	LABEL
VALID	ALL			
95.1	94.3	988	0	NO
4.9	4.9	51	1	YES
	0.9	9	-8	MISSING
-----	-----	-----		
100.0	100.0	1,048	cases	

Data type: numeric  
 Missing-data codes: lowest thru -1  
 Columns: 663-664

**CRK\_FRQ                      Frequency of crack use**

PCT	PCT	N	VALUE	LABEL
VALID	ALL			
89.7	84.9	890	1	NONE
5.0	4.8	50	2	LESS THAN WEEKLY
5.2	5.0	52	3	WEEKLY OR MORE
	5.3	56	-8	MISSING
-----	-----	-----		
100.0	100.0	1,048	cases	

Data type: numeric  
 Missing-data codes: lowest thru -1  
 Columns: 667-668

**CRKFLAG                      Cocaine-crack use ever**

PCT	PCT	N	VALUE	LABEL
VALID	ALL			
86.1	82.1	860	0	NO
13.9	13.3	139	1	YES
	4.7	49	-8	MISSING
-----	-----	-----		
100.0	100.0	1,048	cases	

Data type: numeric  
 Missing-data codes: lowest thru -1  
 Columns: 669-670

<b>CRKMON</b>	<b>Cocaine-crack past month</b>			
---------------	---------------------------------	--	--	--

PCT	PCT	N	VALUE	LABEL
VALID	ALL			
93.4	89.0	933	0	NO
6.6	6.3	66	1	YES
	4.7	49	-8	MISSING
-----	-----	-----		
100.0	100.0	1,048	cases	

Data type: numeric  
Missing-data codes: lowest thru -1  
Columns: 671-672

<b>CRKPREG</b>	<b>Cocaine-crack use during pregnancy</b>			
----------------	---	--	--	--

PCT	PCT	N	VALUE	LABEL
VALID	ALL			
89.0	84.9	890	0	NO
11.0	10.5	110	1	YES
	4.6	48	-8	MISSING
-----	-----	-----		
100.0	100.0	1,048	cases	

Data type: numeric  
Missing-data codes: lowest thru -1  
Columns: 673-674

<b>CRKYR</b>	<b>Cocaine-crack use in the past 12 months</b>			
--------------	--	--	--	--

PCT	PCT	N	VALUE	LABEL
VALID	ALL			
88.6	84.4	885	0	NO
11.4	10.9	114	1	YES
	4.7	49	-8	MISSING
-----	-----	-----		
100.0	100.0	1,048	cases	

Data type: numeric  
Missing-data codes: lowest thru -1  
Columns: 675-676

**HERFLAG                      Heroin use ever**

PCT	PCT	N	VALUE	LABEL
VALID	ALL			
97.5	93.0	975	0	NO
2.5	2.4	25	1	YES
	4.6	48	-8	MISSING
-----	-----	-----		
100.0	100.0	1,048	cases	

Data type: numeric  
 Missing-data codes: lowest thru -1  
 Columns: 682-683

**HERMON                      Heroin use past month**

PCT	PCT	N	VALUE	LABEL
VALID	ALL			
99.3	94.8	993	0	NO
0.7	0.7	7	1	YES
	4.6	48	-8	MISSING
-----	-----	-----		
100.0	100.0	1,048	cases	

Data type: numeric  
 Missing-data codes: lowest thru -1  
 Columns: 684-685

**HERPREG                      Heroin use during pregnancy**

PCT	PCT	N	VALUE	LABEL
VALID	ALL			
98.6	94.1	986	0	NO
1.4	1.3	14	1	YES
	4.6	48	-8	MISSING
-----	-----	-----		
100.0	100.0	1,048	cases	

Data type: numeric  
 Missing-data codes: lowest thru -1  
 Columns: 686-687

<b>HERYR</b>	<b>Heroin use past 12 months</b>			
--------------	----------------------------------	--	--	--

PCT	PCT	N	VALUE	LABEL
VALID	ALL			
98.6	94.1	986	0	NO
1.4	1.3	14	1	YES
	4.6	48	-8	MISSING
-----	-----	-----		
100.0	100.0	1,048	cases	

Data type: numeric  
Missing-data codes: lowest thru -1  
Columns: 688-689

<b>MRJ_FRQ</b>	<b>Frequency of marijuana use</b>			
----------------	-----------------------------------	--	--	--

PCT	PCT	N	VALUE	LABEL
VALID	ALL			
94.9	91.9	963	1	NONE
3.3	3.1	33	2	LESS THAN WEEKLY
1.9	1.8	19	3	WEEKLY OR MORE
	2.3	24	-8	MISSING
	0.9	9	-5	DATA OUT OF RANGE
-----	-----	-----		
100.0	100.0	1,048	cases	

Data type: numeric  
Missing-data codes: lowest thru -1  
Columns: 722-723

<b>MRJFLAG</b>	<b>Marijuana use ever</b>			
----------------	---------------------------	--	--	--

PCT	PCT	N	VALUE	LABEL
VALID	ALL			
69.8	68.9	722	0	NO
30.2	29.9	313	1	YES
	1.2	13	-8	MISSING
-----	-----	-----		
100.0	100.0	1,048	cases	

Data type: numeric  
Missing-data codes: lowest thru -1  
Columns: 724-725



**MRJMON                      Marijuana use last month**

PCT	PCT	N	VALUE	LABEL
VALID	ALL			
98.2	96.9	1,016	0	NO
1.8	1.8	19	1	YES
	1.2	13	-8	MISSING
-----	-----	-----		
100.0	100.0	1,048	cases	

Data type: numeric  
 Missing-data codes: lowest thru -1  
 Columns: 726-727

**MRJPREG                      Marijuana use during pregnancy**

PCT	PCT	N	VALUE	LABEL
VALID	ALL			
93.9	91.9	963	0	NO
6.1	6.0	63	1	YES
	1.2	13	-8	MISSING
	0.9	9	-5	DATA OUT OF RANGE
-----	-----	-----		
100.0	100.0	1,048	cases	

Data type: numeric  
 Missing-data codes: lowest thru -1  
 Columns: 728-729

**MRJYR                      Marijuana use past 12 months**

PCT	PCT	N	VALUE	LABEL
VALID	ALL			
93.1	92.0	964	0	NO
6.9	6.8	71	1	YES
	1.2	13	-8	MISSING
-----	-----	-----		
100.0	100.0	1,048	cases	

Data type: numeric  
 Missing-data codes: lowest thru -1  
 Columns: 730-731

<b>NOMJFLAG</b>	<b>Any illicit drug use except mj - ever</b>			
-----------------	--	--	--	--

PCT	PCT	N	VALUE	LABEL
VALID	ALL			
79.7	79.3	831	0	NO
20.3	20.2	212	1	YES
	0.5	5	-8	MISSING
-----	-----	-----		
100.0	100.0	1,048	cases	

Data type: numeric  
Missing-data codes: lowest thru -1  
Columns: 732-733

<b>NOMJMON</b>	<b>Any illicit drug use except mj - past month</b>			
----------------	--	--	--	--

PCT	PCT	N	VALUE	LABEL
VALID	ALL			
93.0	92.6	970	0	NO
7.0	7.0	73	1	YES
	0.5	5	-8	MISSING
-----	-----	-----		
100.0	100.0	1,048	cases	

Data type: numeric  
Missing-data codes: lowest thru -1  
Columns: 734-735

<b>NOMJPREG</b>	<b>Any illicit drug use except mj - pregnancy</b>			
-----------------	---	--	--	--

PCT	PCT	N	VALUE	LABEL
VALID	ALL			
87.6	87.6	918	0	NO
12.4	12.4	130	1	YES
-----	-----	-----		
100.0	100.0	1,048	cases	

Data type: numeric  
Missing-data codes: lowest thru -1  
Column: 736

**NOMJYR                      Any illicit drug use except mj - past 12 months**

PCT	PCT	N	VALUE	LABEL
VALID	ALL			
87.0	86.5	907	0	NO
13.0	13.0	136	1	YES
	0.5	5	-8	MISSING
-----	-----	-----		
100.0	100.0	1,048	cases	

Data type: numeric  
 Missing-data codes: lowest thru -1  
 Columns: 737-738

**PSYFLAG                      Stimulant or sed/tranq use - ever**

PCT	PCT	N	VALUE	LABEL
VALID	ALL			
95.7	94.7	992	0	NO
4.3	4.3	45	1	YES
	1.0	11	-8	MISSING
-----	-----	-----		
100.0	100.0	1,048	cases	

Data type: numeric  
 Missing-data codes: lowest thru -1  
 Columns: 753-754

**PSYMON                      Stimulant or sed/tranq use - past month**

PCT	PCT	N	VALUE	LABEL
VALID	ALL			
99.0	98.0	1,027	0	NO
1.0	1.0	10	1	YES
	1.0	11	-8	MISSING
-----	-----	-----		
100.0	100.0	1,048	cases	

Data type: numeric  
 Missing-data codes: lowest thru -1  
 Columns: 755-756

<b>PSYPREG</b>	<b>Stimulants or sed/tranq use - pregnancy</b>				
----------------	--	--	--	--	--

PCT	PCT	N	VALUE	LABEL
VALID	ALL			
98.4	98.4	1,031	0	NO
1.6	1.6	17	1	YES
-----	-----	-----		
100.0	100.0	1,048	cases	

Data type: numeric  
Missing-data codes: lowest thru -1  
Column: 757

<b>PSYR</b>	<b>Stimulant or sed/tranq use - past year</b>				
-------------	---	--	--	--	--

PCT	PCT	N	VALUE	LABEL
VALID	ALL			
98.3	97.2	1,019	0	NO
1.7	1.7	18	1	YES
	1.0	11	-8	MISSING
-----	-----	-----		
100.0	100.0	1,048	cases	

Data type: numeric  
Missing-data codes: lowest thru -1  
Columns: 758-759

<b>STAFLAG</b>	<b>Sed/tranq/analq use ever</b>				
----------------	---------------------------------	--	--	--	--

PCT	PCT	N	VALUE	LABEL
VALID	ALL			
97.9	93.2	977	0	NO
2.1	2.0	21	1	YES
	4.8	50	-8	MISSING
-----	-----	-----		
100.0	100.0	1,048	cases	

Data type: numeric  
Missing-data codes: lowest thru -1  
Columns: 771-772

<b>STAMON</b>	<b>Sed/tranq/analg past month</b>
---------------	-----------------------------------

PCT	PCT	N	VALUE	LABEL
VALID	ALL			
99.6	94.8	994	0	NO
0.4	0.4	4	1	YES
	4.8	50	-8	MISSING
-----	-----	-----		
100.0	100.0	1,048	cases	

Data type: numeric  
 Missing-data codes: lowest thru -1  
 Columns: 773-774

<b>STAPREG</b>	<b>Sed/tranq/analg use during pregnancy</b>
----------------	---

PCT	PCT	N	VALUE	LABEL
VALID	ALL			
99.4	99.4	1,042	0	NO
0.6	0.6	6	1	YES
-----	-----	-----		
100.0	100.0	1,048	cases	

Data type: numeric  
 Missing-data codes: lowest thru -1  
 Column: 775

<b>STAYR</b>	<b>Sed/tranq/analg use past 12 months</b>
--------------	---

PCT	PCT	N	VALUE	LABEL
VALID	ALL			
99.4	94.7	992	0	NO
0.6	0.6	6	1	YES
	4.8	50	-8	MISSING
-----	-----	-----		
100.0	100.0	1,048	cases	

Data type: numeric  
 Missing-data codes: lowest thru -1  
 Columns: 776-777

<b>STMFLAG</b>	<b>Stimulant use ever</b>			
----------------	---------------------------	--	--	--

PCT	PCT	N	VALUE	LABEL
VALID	ALL			
96.5	94.9	995	0	NO
3.5	3.4	36	1	YES
	1.6	17	-8	MISSING
-----	-----	-----		
100.0	100.0	1,048	cases	

Data type: numeric  
Missing-data codes: lowest thru -1  
Columns: 779-780

<b>STMMON</b>	<b>Stimulant past month</b>			
---------------	-----------------------------	--	--	--

PCT	PCT	N	VALUE	LABEL
VALID	ALL			
99.4	97.8	1,025	0	NO
0.6	0.6	6	1	YES
	1.6	17	-8	MISSING
-----	-----	-----		
100.0	100.0	1,048	cases	

Data type: numeric  
Missing-data codes: lowest thru -1  
Columns: 781-782

<b>STMPREG</b>	<b>Stimulant use during pregnancy</b>			
----------------	---------------------------------------	--	--	--

PCT	PCT	N	VALUE	LABEL
VALID	ALL			
98.9	97.5	1,022	0	NO
1.1	1.0	11	1	YES
	1.4	15	-8	MISSING
-----	-----	-----		
100.0	100.0	1,048	cases	

Data type: numeric  
Missing-data codes: lowest thru -1  
Columns: 783-784

**STMYR**                      **Stimulant use past 12 months**

PCT	PCT	N	VALUE	LABEL
VALID	ALL			
98.7	97.1	1,018	0	NO
1.3	1.2	13	1	YES
	1.6	17	-8	MISSING
-----	-----	-----		
100.0	100.0	1,048	cases	

Data type: numeric  
 Missing-data codes: lowest thru -1  
 Columns: 785-786

**ANYFLAG**                      **Any illicit drug use ever**

PCT	PCT	N	VALUE	LABEL
VALID	ALL			
65.1	64.8	679	0	NO
34.9	34.7	364	1	YES
	0.5	5	-8	MISSING
-----	-----	-----		
100.0	100.0	1,048	cases	

Data type: numeric  
 Missing-data codes: lowest thru -1  
 Columns: 624-625

**ANYMON**                      **Any illicit drug use past month**

PCT	PCT	N	VALUE	LABEL
VALID	ALL			
92.3	91.9	963	0	NO
7.7	7.6	80	1	YES
	0.5	5	-8	MISSING
-----	-----	-----		
100.0	100.0	1,048	cases	

Data type: numeric  
 Missing-data codes: lowest thru -1  
 Columns: 626-627

<b>ANYPREG</b>	<b>Any illicit drug use during pregnancy</b>			
----------------	--	--	--	--

PCT	PCT	N	VALUE	LABEL
VALID	ALL			
85.4	85.4	895	0	NO
14.6	14.6	153	1	YES
-----	-----	-----		
100.0	100.0	1,048	cases	

Data type: numeric  
Missing-data codes: lowest thru -1  
Column: 628

<b>ANYR</b>	<b>Any illicit drug use past 12 months</b>			
-------------	--	--	--	--

PCT	PCT	N	VALUE	LABEL
VALID	ALL			
84.6	84.2	882	0	NO
15.4	15.4	161	1	YES
	0.5	5	-8	MISSING
-----	-----	-----		
100.0	100.0	1,048	cases	

Data type: numeric  
Missing-data codes: lowest thru -1  
Columns: 629-630

<b>PR_USE3</b>	<b>Drug use during pregnancy</b>			
----------------	----------------------------------	--	--	--

PCT	PCT	N	VALUE	LABEL
VALID	ALL			
59.8	58.6	614	1	NO DRUG, ALCOHOL, OR CIGARETTE USE
25.3	24.8	260	2	ALCOHOL AND/OR ALCOHOL USE, BUT NO DRUG USE
14.9	14.6	153	3	DRUG USE, WITH OR W/O CIGARETTES OR ALCOHOL
	2.0	21	-8	MISSING
-----	-----	-----		
100.0	100.0	1,048	cases	

Data type: numeric  
Missing-data codes: lowest thru -1  
Columns: 749-750



<b>PR_USE8</b>	<b>Drug use during pregnancy</b>				
----------------	----------------------------------	--	--	--	--

PCT	PCT	N	VALUE	LABEL
VALID	ALL			
60.5	58.6	614	1	NO DRUG, ALCOHOL, OR CIGARETTE USE
8.1	7.8	82	2	NO DRUG OR ALCOHOL USE, BUT CIGARETTE USE
9.5	9.2	96	3	NO DRUG OR CIGARETTE USE, BUT ALCOHOL USE
7.2	7.0	73	4	NO DRUG USE, BUT BOTH ALCHL AND CIGARETTE USE
1.6	1.5	16	5	DRUG USE, BUT NO ALCOHOL OR CIGARETTE USE
3.5	3.4	36	6	DRUG AND CIGARETTE USE, BUT NO ALCOHOL USE
1.2	1.1	12	7	DRUG AND ALCOHOL USE, BUT NO CIGARETTE USE
8.5	8.2	86	8	DRUG, ALCOHOL, AND CIGARETTE USE
	3.1	33	-8	MISSING
-----	-----	-----		
100.0	100.0	1,048	cases	

Data type: numeric  
 Missing-data codes: lowest thru -1  
 Columns: 751-752

<b>Medical Problems</b>
-------------------------

<b>M_ANEMIA</b>	<b>Anemia in mother</b>
-----------------	-------------------------

PCT	PCT	N	VALUE	LABEL
VALID	ALL			
10.3	7.1	74	1	NOTED IN CHART
89.7	61.2	641	2	NOT NOTED IN CHART
	31.8	333	-1	NO ABSTRACT DATA
-----	-----	-----		
100.0	100.0	1,048		cases

Data type: numeric  
Missing-data codes: lowest thru -1  
Columns: 698-699

<b>M_DRUG</b>	<b>Drug abuse in mother</b>
---------------	-----------------------------

PCT	PCT	N	VALUE	LABEL
VALID	ALL			
8.7	5.9	62	1	NOTED IN CHART
91.3	62.3	653	2	NOT NOTED IN CHART
	31.8	333	-1	NO ABSTRACT DATA
-----	-----	-----		
100.0	100.0	1,048		cases

Data type: numeric  
Missing-data codes: lowest thru -1  
Columns: 700-701

<b>M_FDIS</b>	<b>Fetal distress affecting mother</b>
---------------	--

PCT	PCT	N	VALUE	LABEL
VALID	ALL			
10.8	7.3	77	1	NOTED IN CHART
89.2	60.9	638	2	NOT NOTED IN CHART
	31.8	333	-1	NO ABSTRACT DATA
-----	-----	-----		
100.0	100.0	1,048		cases

Data type: numeric  
Missing-data codes: lowest thru -1  
Columns: 702-703

<b>M_GUI</b>	<b>Genitourinary infection in mother</b>
--------------	--

PCT	PCT	N	VALUE	LABEL
VALID	ALL			
4.5	3.1	32	1	NOTED IN CHART
95.5	65.2	683	2	NOT NOTED IN CHART
	31.8	333	-1	NO ABSTRACT DATA
-----	-----	-----		
100.0	100.0	1,048		cases

Data type: numeric  
 Missing-data codes: lowest thru -1  
 Columns: 704-705

<b>M_HYPER</b>	<b>Hypertension in mother</b>
----------------	-------------------------------

PCT	PCT	N	VALUE	LABEL
VALID	ALL			
6.2	4.2	44	1	NOTED IN CHART
93.8	64.0	671	2	NOT NOTED IN CHART
	31.8	333	-1	NO ABSTRACT DATA
-----	-----	-----		
100.0	100.0	1,048		cases

Data type: numeric  
 Missing-data codes: lowest thru -1  
 Columns: 706-707

<b>M_IPC</b>	<b>Insufficient prenatal care in mother</b>
--------------	---

PCT	PCT	N	VALUE	LABEL
VALID	ALL			
10.2	7.0	73	1	NOTED IN CHART
89.8	61.3	642	2	NOT NOTED IN CHART
	31.8	333	-1	NO ABSTRACT DATA
-----	-----	-----		
100.0	100.0	1,048		cases

Data type: numeric  
 Missing-data codes: lowest thru -1  
 Columns: 708-709

<b>M_MENTAL</b>	<b>Mental disorder in mother</b>
-----------------	----------------------------------

PCT	PCT	N	VALUE	LABEL
VALID	ALL			
6.7	4.6	48	1	NOTED IN CHART
93.3	63.6	667	2	NOT NOTED IN CHART
	31.8	333	-1	NO ABSTRACT DATA
-----	-----	-----		
100.0	100.0	1,048		cases

Data type: numeric  
Missing-data codes: lowest thru -1  
Columns: 710-711

<b>M_RUPT</b>	<b>Premature rupture of membranes in mother</b>
---------------	---

PCT	PCT	N	VALUE	LABEL
VALID	ALL			
9.2	6.3	66	1	NOTED IN CHART
90.8	61.9	649	2	NOT NOTED IN CHART
	31.8	333	-1	NO ABSTRACT DATA
-----	-----	-----		
100.0	100.0	1,048		cases

Data type: numeric  
Missing-data codes: lowest thru -1  
Columns: 712-713

<b>M_VD</b>	<b>Venereal disease in mother</b>
-------------	-----------------------------------

PCT	PCT	N	VALUE	LABEL
VALID	ALL			
3.1	2.1	22	1	NOTED IN CHART
96.9	66.1	693	2	NOT NOTED IN CHART
	31.8	333	-1	NO ABSTRACT DATA
-----	-----	-----		
100.0	100.0	1,048		cases

Data type: numeric  
Missing-data codes: lowest thru -1  
Columns: 714-715

**Antibiotics**

**MED\_USE                      Antibiotics used during pregnancy**

PCT	PCT	N	VALUE	LABEL
VALID	ALL			
38.5	38.5	403	1	ANTIBIOTIC USE DURING PREGNANCY
61.5	61.5	644	2	NO ANTIBIOTIC USE DURING PREGNANCY
	0.1	1	-8	MISSING
-----	-----	-----		
100.0	100.0	1,048		cases

Data type: numeric  
 Missing-data codes: lowest thru -1  
 Columns: 720-721

<b>Income and Insurance</b>
-----------------------------

<b>G3_GOVT</b>	<b>Any government sources of income</b>
----------------	---

PCT	PCT	N	VALUE	LABEL
VALID	ALL			
41.0	41.0	430	1	ANY GOVERNMENT SOURCE OF INCOME
59.0	59.0	618	2	NO GOVERNMENT SOURCE OF INCOME
-----	-----	-----		
100.0	100.0	1,048		cases

Data type: numeric  
 Missing-data codes: lowest thru -1  
 Column: 677

<b>G3_NONE</b>	<b>No sources of income</b>
----------------	-----------------------------

PCT	PCT	N	VALUE	LABEL
VALID	ALL			
14.5	14.5	152	1	NO SOURCE OF INCOME
85.5	85.5	896	2	ANY SOURCE OF INCOME NOTED
-----	-----	-----		
100.0	100.0	1,048		cases

Data type: numeric  
 Missing-data codes: lowest thru -1  
 Column: 678

<b>G3_OTH</b>	<b>Other sources of income</b>
---------------	--------------------------------

PCT	PCT	N	VALUE	LABEL
VALID	ALL			
12.4	12.4	130	1	ANY OTHER SOURCE OF INCOME
87.6	87.6	918	2	NO OTHER SOURCE OF INCOME NOTED
-----	-----	-----		
100.0	100.0	1,048		cases

Data type: numeric  
 Missing-data codes: lowest thru -1  
 Column: 679

<b>HH_INC</b>	<b>Total annual household gross income 1991</b>			
---------------	---	--	--	--

PCT	PCT	N	VALUE	LABEL
VALID	ALL			
15.6	13.9	146	1	UNDER \$5,000
22.3	19.8	208	2	\$5,000 \$10,600
18.1	16.1	169	3	\$10,601-\$19,000
14.0	12.5	131	4	\$19,001- \$30,000
13.8	12.3	129	5	\$30,001-\$50,000
16.1	14.3	150	6	OVER \$50,000
	1.2	13	-8	MISSING
	1.0	10	-7	REFUSAL
	8.8	92	-4	DON'T KNOW
-----	-----	-----		
100.0	100.0	1,048		cases

Data type: numeric  
 Missing-data codes: lowest thru -1  
 Columns: 690-691

<b>MET_PAY</b>	<b>Method of payment for hospital stay</b>			
----------------	--	--	--	--

PCT	PCT	N	VALUE	LABEL
VALID	ALL			
20.5	20.2	212	1	PRIVATE INSURANCE
56.4	55.7	584	2	MEDICAL
15.6	15.5	162	3	HMO
7.5	7.4	78	4	OTHER OR UNKNOWN
	1.0	11	-8	MISSING
	0.1	1	-7	ITEM REFUSAL
-----	-----	-----		
100.0	100.0	1,048		cases

Data type: numeric  
 Missing-data codes: lowest thru -1  
 Columns: 718-719

<b>ICD-9 Diagnoses</b>
------------------------

<b>I_COC</b>	<b>Cocaine affecting fetus</b>
--------------	--------------------------------

PCT	PCT	N	VALUE	LABEL
VALID	ALL			
6.2	4.2	44	1	NOTED IN CHART
93.8	63.5	665	2	NOT NOTED IN CHART
	0.6	6	-8	MISSING
	31.8	333	-1	NO ABSTRACT DATA
-----	-----	-----		
100.0	100.0	1,048		cases

Data type: numeric  
 Missing-data codes: lowest thru -1  
 Columns: 790-791

<b>I_DRUG</b>	<b>Drug withdrawl</b>
---------------	-----------------------

PCT	PCT	N	VALUE	LABEL
VALID	ALL			
2.7	1.8	19	1	NOTED IN CHART
97.3	65.8	690	2	NOT NOTED IN CHART
	0.6	6	-8	MISSING
	31.8	333	-1	NO ABSTRACT DATA
-----	-----	-----		
100.0	100.0	1,048		cases

Data type: numeric  
 Missing-data codes: lowest thru -1  
 Columns: 792-793



<b>I_INF</b>	<b>Infection</b>
--------------	------------------

PCT	PCT	N	VALUE	LABEL
VALID	ALL			
10.9	7.3	77	1	NOTED IN CHART
89.1	60.3	632	2	NOT NOTED IN CHART
	0.6	6	-8	MISSING
	31.8	333	-1	NO ABSTRACT DATA
-----	-----	-----		
100.0	100.0	1,048		cases

Data type: numeric  
 Missing-data codes: lowest thru -1  
 Columns: 794-795

<b>I_JAUND</b>	<b>Jaundice</b>
----------------	-----------------

PCT	PCT	N	VALUE	LABEL
VALID	ALL			
12.1	8.2	86	1	NOTED IN CHART
87.9	59.4	623	2	NOT NOTED IN CHART
	0.6	6	-8	MISSING
	31.8	333	-1	NO ABSTRACT DATA
-----	-----	-----		
100.0	100.0	1,048		cases

Data type: numeric  
 Missing-data codes: lowest thru -1  
 Columns: 796-797

<b>I_RDS</b>	<b>Respiratory distress</b>
--------------	-----------------------------

PCT	PCT	N	VALUE	LABEL
VALID	ALL			
5.9	4.0	42	1	NOTED IN CHART
94.1	63.6	667	2	NOT NOTED IN CHART
	0.6	6	-8	MISSING
	31.8	333	-1	NO ABSTRACT DATA
-----	-----	-----		
100.0	100.0	1,048		cases

Data type: numeric  
 Missing-data codes: lowest thru -1  
 Columns: 798-799

<b>I_RESP</b>	<b>Other respiratory problems</b>			
---------------	-----------------------------------	--	--	--

PCT	PCT	N	VALUE	LABEL
VALID	ALL			
7.3	5.0	52	1	NOTED IN CHART
92.7	62.7	657	2	NOT NOTED IN CHART
	0.6	6	-8	MISSING
	31.8	333	-1	NO ABSTRACT DATA
-----	-----	-----		
100.0	100.0	1,048		cases

Data type: numeric  
Missing-data codes: lowest thru -1  
Columns: 800-801

<b>I_VENT</b>	<b>Ventilation</b>			
---------------	--------------------	--	--	--

PCT	PCT	N	VALUE	LABEL
VALID	ALL			
9.7	6.6	69	1	NOTED IN CHART
90.3	61.1	640	2	NOT NOTED IN CHART
	0.6	6	-8	MISSING
	31.8	333	-1	NO ABSTRACT DATA
-----	-----	-----		
100.0	100.0	1,048		cases

Data type: numeric  
Missing-data codes: lowest thru -1  
Columns: 802-803

**INFANT ABSTRACT DATA**

**Abstract Information**

**IBCOMP MN                      Time to complete minutes**

Min	=	3	Mean	=	14.257
Max	=	83	Std Dev	=	8.695
Median	=	12	Variance	=	75.609

(Based on 709 valid cases)

Data type: numeric  
 Missing-data codes: lowest thru -1  
 Columns: 855-856

**IINFNUM                      Infant number**

PCT	PCT	N	VALUE	LABEL
VALID	ALL			
97.3	65.8	690	1	
2.7	1.8	19	2	
	0.6	6	-8	MISSING
	31.8	333	-1	NO ABSTRACT DATA
-----	-----	-----		
100.0	100.0	1,048	cases	

Data type: numeric  
 Missing-data codes: lowest thru -1  
 Columns: 857-858

ITOTNUM	Total number of infants			
---------	-------------------------	--	--	--

PCT	PCT	N	VALUE	LABEL
VALID	ALL			
94.5	63.9	670	1	
5.5	3.7	39	2	
	0.6	6	-8	MISSING
	31.8	333	-1	NO ABSTRACT DATA
-----	-----	-----		
100.0	100.0	1,048	cases	

Data type: numeric  
Missing-data codes: lowest thru -1  
Columns: 859-860

ICMNTS	Comments			
--------	----------	--	--	--

PCT	PCT	N	VALUE	LABEL
VALID	ALL			
26.7	18.0	189	1	YES, THERE ARE COMMENTS
73.3	49.6	520	2	NO, THERE AREN'T ANY COMMENTS
	0.6	6	-8	MISSING
	31.8	333	-1	NO ABSTRACT DATA
-----	-----	-----		
100.0	100.0	1,048	cases	

Data type: numeric  
Missing-data codes: lowest thru -1  
Columns: 978-979

**Demographic Information**

**IB2RACE                      Race**

PCT	PCT	N	VALUE	LABEL
VALID	ALL			
12.2	8.1	85	1	WHITE
81.8	54.2	568	2	BLACK/AFRICAN AMERICAN
1.0	0.7	7	3	ASIAN/PACIFIC ISLANDER
0.0	0.0	0	4	ALEUT/ESKIMO/AMERICAN INDIAN
4.9	3.2	34	8	OTHER
	2.0	21	-8	MISSING
	31.8	333	-1	NO ABSTRACT DATA
-----	-----	-----		
100.0	100.0	1,048		cases

Data type: numeric  
 Missing-data codes: lowest thru -1  
 Columns: 861-862

**IB2\_OTH                      Other race specified**

PCT	PCT	N	VALUE	LABEL
VALID	ALL			
7.1	0.2	2	10	LATINO/LATIN AMERICAN
0.0	0.0	0	11	SPANISH
3.6	0.1	1	12	FILIPINO
89.3	2.4	25	13	HISPANIC
	64.4	675	-9	LEGITIMATE SKIP
	1.1	12	-8	MISSING
	31.8	333	-1	NO ABSTRACT DATA
-----	-----	-----		
100.0	100.0	1,048		cases

Data type: numeric  
 Missing-data codes: lowest thru -1  
 Columns: 863-864

I3GEN	Gender			
-------	--------	--	--	--

	PCT	PCT	N	VALUE	LABEL
VALID		ALL			
	48.4	32.7	343	1	MALE
	51.6	34.9	366	2	FEMALE
		0.6	6	-8	MISSING
		31.8	333	-1	NO ABSTRACT DATA
-----	-----	-----			
100.0	100.0		1,048		cases

Data type: numeric

Missing-data codes: lowest thru -1

Columns: 865-866

**Birth / Discharge Information**

**I4\_1MN                      Apgar score at 1 minute**

PCT	PCT	N	VALUE	LABEL
VALID	ALL			
1.6	1.0	11	1	
1.1	0.8	8	2	
1.3	0.9	9	3	
2.4	1.6	17	4	
3.1	2.1	22	5	
3.8	2.6	27	6	
7.2	4.9	51	7	
49.4	33.2	348	8	
29.9	20.1	211	9	
0.1	0.1	1	10	
	1.0	10	-8	MISSING
	31.8	333	-1	NO ABSTRACT DATA
-----	-----	-----		
100.0	100.0	1,048	cases	

Data type: numeric  
 Missing-data codes: lowest thru -1  
 Columns: 867-868

<b>I4_5MN</b>	<b>Apgar score at 5 minutes</b>
---------------	---------------------------------

PCT	PCT	N	VALUE	LABEL
VALID	ALL			
0.3	0.2	2	1	
0.3	0.2	2	4	
0.6	0.4	4	5	
2.0	1.3	14	6	
3.7	2.5	26	7	
6.5	4.4	46	8	
85.2	57.3	601	9	
1.4	1.0	10	10	
	1.0	10	-8	MISSING
	31.8	333	-1	NO ABSTRACT DATA
-----	-----	-----		
100.0	100.0	1,048	cases	

Data type: numeric  
Missing-data codes: lowest thru -1  
Columns: 869-870

<b>IB5_01A</b>	<b>Discharge diagnosis 01A</b>
----------------	--------------------------------

1,048 cases (Range of valid codes: 81-267)

Data type: numeric  
Missing-data codes: lowest thru -1  
Columns: 871-873

<b>IB5_02A</b>	<b>Discharge diagnosis 02A</b>
----------------	--------------------------------

1,048 cases (Range of valid codes: 4-271)

Data type: numeric  
Missing-data codes: lowest thru -1  
Columns: 874-876

<b>IB5_03A</b>	<b>Discharge diagnosis 03A</b>
----------------	--------------------------------

1,048 cases (Range of valid codes: 2-269)

Data type: numeric  
Missing-data codes: lowest thru -1  
Columns: 877-879



**IB5\_04A                      Discharge diagnosis 04A**

1,048 cases (Range of valid codes: 3-269)

Data type: numeric

Missing-data codes: lowest thru -1

Columns: 880-882

**IB5\_05A                      Discharge diagnosis 05A**

1,048 cases (Range of valid codes: 15-253)

Data type: numeric

Missing-data codes: lowest thru -1

Columns: 883-885

**IB5\_06A                      Discharge diagnosis 06A**

1,048 cases (Range of valid codes: 1-255)

Data type: numeric

Missing-data codes: lowest thru -1

Columns: 886-888

**IB5\_07A                      Discharge diagnosis 07A**

1,048 cases (Range of valid codes: 45-269)

Data type: numeric

Missing-data codes: lowest thru -1

Columns: 889-891

**IB5\_08A                      Discharge diagnosis 08A**

1,048 cases (Range of valid codes: 7-252)

Data type: numeric

Missing-data codes: lowest thru -1

Columns: 892-894

<b>IB5_09A</b>	<b>Discharge diagnosis 09A</b>
----------------	--------------------------------

1,048 cases (Range of valid codes: 82-252)

Data type: numeric

Missing-data codes: lowest thru -1

Columns: 895-897

<b>IB5_10A</b>	<b>Discharge diagnosis 10A</b>
----------------	--------------------------------

1,048 cases (Range of valid codes: 7-252)

Data type: numeric

Missing-data codes: lowest thru -1

Columns: 898-900

<b>I5CNTR</b>	<b>Discharge diagnosis counter</b>
---------------	------------------------------------

PCT	PCT	N	VALUE	LABEL
VALID	ALL			
37.8	25.6	268	1	
24.5	16.6	174	2	
14.0	9.4	99	3	
8.2	5.5	58	4	
3.8	2.6	27	5	
3.0	2.0	21	6	
2.1	1.4	15	7	
0.4	0.3	3	8	
1.3	0.9	9	9	
4.9	3.3	35	10	
	0.6	6	-8	MISSING
	31.8	333	-1	NO ABSTRACT DATA
-----	-----	-----		
100.0	100.0	1,048	cases	

Data type: numeric

Missing-data codes: lowest thru -1

Columns: 980-981

<b>I6WTGM</b>	<b>Birthweight: grams</b>
---------------	---------------------------

Min = 312	Mean = 2,840.756
Max = 4,961	Std Dev = 916.769
Median = 3,035	Variance = 840,464.938

(Based on 495 valid cases)

Data type: numeric  
 Missing-data codes: lowest thru -1  
 Columns: 901-904

<b>I6WTLB</b>	<b>Birthweight: pounds</b>
---------------	----------------------------

PCT	PCT	N	VALUE	LABEL
VALID	ALL			
1.9	0.4	4	1	
1.9	0.4	4	2	
2.3	0.5	5	3	
7.5	1.5	16	4	
15.9	3.2	34	5	
28.0	5.7	60	6	
25.7	5.2	55	7	
14.5	3.0	31	8	
2.3	0.5	5	9	
	47.2	495	-9	LEGITIMATE SKIP
	0.6	6	-8	MISSING
	31.8	333	-1	NO ABSTRACT DATA
-----	-----	-----		
100.0	100.0	1,048	cases	

Data type: numeric  
 Missing-data codes: lowest thru -1  
 Columns: 905-906

**I6WTOZ****Birthweight: ounces**

PCT	PCT	N	VALUE	LABEL
VALID	ALL			
6.1	1.2	13	0	
3.7	0.8	8	1	
9.3	1.9	20	2	
9.3	1.9	20	3	
6.1	1.2	13	4	
5.1	1.0	11	5	
8.9	1.8	19	6	
6.1	1.2	13	7	
7.9	1.6	17	8	
5.1	1.0	11	9	
3.7	0.8	8	10	
5.6	1.1	12	11	
7.0	1.4	15	12	
6.5	1.3	14	13	
5.1	1.0	11	14	
4.2	0.9	9	15	
	47.2	495	-9	LEGITIMATE SKIP
	0.6	6	-8	MISSING
	31.8	333	-1	NO ABSTRACT DATA
-----	-----	-----		
100.0	100.0	1,048	cases	

Data type: numeric

Missing-data codes: lowest thru -1

Columns: 907-908

**IBIRTHWT****Birthweight category**

PCT	PCT	N	VALUE	LABEL
VALID	ALL			
73.3	49.6	520	1	NORMAL ( $\geq$ 2500 GRAMS)
17.9	12.1	127	2	INTERMEDIATE LBW ( $\geq$ 1500 & $<$ 2500 GRAMS)
8.7	5.9	62	3	VERY LBW ( $<$ 1500 GRAMS)
	0.6	6	-8	MISSING
	31.8	333	-1	NO ABSTRACT DATA
-----	-----	-----		
100.0	100.0	1,048	cases	

Data type: numeric

Missing-data codes: lowest thru -1

Columns: 982-983

**IBWGRAMS**                      **Birthweight in grams**

Min	=	312	Mean	=	2,875.099
Max	=	4,961	Std Dev	=	859.039
Median	=	3,047	Variance	=	737,947.640

(Based on 709 valid cases)

Data type: numeric  
Missing-data codes: lowest thru -1  
Columns: 984-987

**LONGIN**                              **Length at birth in inches**

Min	=	11.4	Mean	=	19.291
Max	=	26.0	Std Dev	=	1.716
Median	=	19.7	Variance	=	2.943

(Based on 694 valid cases)

Data type: numeric  
Decimals: 1  
Missing-data codes: lowest thru -1.0  
Columns: 909-912

**LONGCM**                              **Length at birth in cm**

Min	=	29.0	Mean	=	48.984
Max	=	66.0	Std Dev	=	4.340
Median	=	50.0	Variance	=	18.840

(Based on 694 valid cases)

Data type: numeric  
Decimals: 1  
Missing-data codes: lowest thru -1.0  
Columns: 913-916

<b>HEADIN</b>	<b>Head circumference at birth in inches</b>
---------------	--

Min	=	7.5	Mean	=	13.024
Max	=	26.0	Std Dev	=	1.160
Median	=	13.0	Variance	=	1.345

(Based on 665 valid cases)

Data type: numeric  
 Decimals: 1  
 Missing-data codes: lowest thru -1.0  
 Columns: 917-920

<b>HEADCM</b>	<b>Head circumference at birth in cm</b>
---------------	--

Min	=	19.0	Mean	=	33.061
Max	=	66.0	Std Dev	=	2.926
Median	=	33.0	Variance	=	8.563

(Based on 665 valid cases)

Data type: numeric  
 Decimals: 1  
 Missing-data codes: lowest thru -1.0  
 Columns: 921-924

<b>I9BIRTH</b>	<b>Single/multiple birth</b>
----------------	------------------------------

PCT	PCT	N	VALUE	LABEL
VALID	ALL			
94.5	63.9	670	1	SINGLETON
5.5	3.7	39	2	TWINS
0.0	0.0	0	3	TRIPLETS OR MORE
	0.6	6	-8	MISSING
	31.8	333	-1	NO ABSTRACT DATA

-----  
 100.0 100.0 1,048 cases

Data type: numeric  
 Missing-data codes: lowest thru -1  
 Columns: 925-926

<b>I10RESUS</b>	<b>Resuscitation at delivery</b>
-----------------	----------------------------------

PCT	PCT	N	VALUE	LABEL
VALID	ALL			
17.4	10.9	114	1	NONE
33.9	21.2	222	2	ASPIRATION WITH BULB SYRINGE OR CATHETER
27.0	16.9	177	3	NO.2 PLUS OXYGEN
5.0	3.1	33	4	NO.2 + IPPV W/MASK & BAG
11.1	7.0	73	5	NO.2 & 3 + IPPV W/ENDOTRACHAEL TUBE
5.5	3.4	36	8	OTHER
	5.7	60	-8	MISSING
	31.8	333	-1	NO ABSTRACT DATA
-----	-----	-----		
100.0	100.0	1,048	cases	

Data type: numeric

Missing-data codes: lowest thru -1

Columns: 927-928

<b>I11DIS</b>	<b>Number or days between birth and discharge</b>
---------------	---

Min	=	0	Mean	=	8.410
Max	=	153	Std Dev	=	18.250
Median	=	2	Variance	=	333.060

(Based on 705 valid cases)

Data type: numeric

Missing-data codes: lowest thru -1

Columns: 929-931

I12STAT	Infants status/disposition at discharge			
---------	---	--	--	--

PCT	PCT	N	VALUE	LABEL
VALID	ALL			
96.5	65.0	681	1	WITH MOTHER/FATHER
0.7	0.5	5	2	RELATIVE OTHER THAN MOTHER/FATHER/ADOPTIVE PARENT
1.0	0.7	7	3	FOSTER CARE OR CHILDREN'S WELFARE SVCS/PROT. SVCS
1.0	0.7	7	4	TRANSFERRED TO ANOTHER HOSPITAL
0.6	0.4	4	5	DECEASED
0.3	0.2	2	8	OTHER
	0.9	9	-8	MISSING
	31.8	333	-1	NO ABSTRACT DATA
-----	-----	-----		
100.0	100.0	1,048		cases

Data type: numeric

Missing-data codes: lowest thru -1

Columns: 932-933



**Level of Care**

**I13NORM                      Normal newborn nursery**

PCT	PCT	N	VALUE	LABEL
VALID	ALL			
88.3	54.9	575	1	YES
11.7	7.3	76	2	NO
	6.1	64	-8	MISSING
	31.8	333	-1	NO ABSTRACT DATA
-----	-----	-----		
100.0	100.0	1,048	cases	

Data type: numeric  
 Missing-data codes: lowest thru -1  
 Columns: 934-935

**I14SPEC                      Other special unit**

PCT	PCT	N	VALUE	LABEL
VALID	ALL			
58.1	36.4	381	1	YES
41.9	26.2	275	2	NO
	5.6	59	-8	MISSING
	31.8	333	-1	NO ABSTRACT DATA
-----	-----	-----		
100.0	100.0	1,048	cases	

Data type: numeric  
 Missing-data codes: lowest thru -1  
 Columns: 936-937

**I15NICU                      NICU**

PCT	PCT	N	VALUE	LABEL
VALID	ALL			
23.6	12.7	133	1	YES
76.4	41.0	430	2	NO
	14.5	152	-8	MISSING
	31.8	333	-1	NO ABSTRACT DATA
-----	-----	-----		
100.0	100.0	1,048	cases	

Data type: numeric  
 Missing-data codes: lowest thru -1  
 Columns: 938-939

<b>Symptoms Mentioned</b>
---------------------------

<b>I16ASTR</b>	<b>Strokes or tremors-infant symptoms mentioned</b>
----------------	---

PCT	PCT	N	VALUE	LABEL
VALID	ALL			
4.6	3.1	32	1	YES
95.4	63.7	668	2	NO
	1.4	15	-8	MISSING
	31.8	333	-1	NO ABSTRACT DATA
-----	-----	-----		
100.0	100.0	1,048	cases	

Data type: numeric

Missing-data codes: lowest thru -1

Columns: 940-941

<b>I16BMTR</b>	<b>Impaired motor func.-infant symptoms mentioned</b>
----------------	---

PCT	PCT	N	VALUE	LABEL
VALID	ALL			
0.7	0.5	5	1	YES
99.3	66.1	693	2	NO
	1.6	17	-8	MISSING
	31.8	333	-1	NO ABSTRACT DATA
-----	-----	-----		
100.0	100.0	1,048	cases	

Data type: numeric

Missing-data codes: lowest thru -1

Columns: 942-943

**I16CNUR** **Poor nursing-infant symptoms mentioned**

PCT	PCT	N	VALUE	LABEL
VALID	ALL			
4.7	3.1	33	1	YES
95.3	63.5	666	2	NO
	1.5	16	-8	MISSING
	31.8	333	-1	NO ABSTRACT DATA
-----	-----	-----		
100.0	100.0	1,048	cases	

Data type: numeric  
 Missing-data codes: lowest thru -1  
 Columns: 944-945

**I16DCRY** **High pitched crying-infant symptoms mentioned**

PCT	PCT	N	VALUE	LABEL
VALID	ALL			
3.7	2.5	26	1	YES
96.3	64.3	674	2	NO
	1.4	15	-8	MISSING
	31.8	333	-1	NO ABSTRACT DATA
-----	-----	-----		
100.0	100.0	1,048	cases	

Data type: numeric  
 Missing-data codes: lowest thru -1  
 Columns: 946-947

**I16ESWT** **Sweat-infant symptoms mentioned**

PCT	PCT	N	VALUE	LABEL
VALID	ALL			
0.7	0.5	5	1	YES
99.3	66.0	692	2	NO
	1.7	18	-8	MISSING
	31.8	333	-1	NO ABSTRACT DATA
-----	-----	-----		
100.0	100.0	1,048	cases	

Data type: numeric  
 Missing-data codes: lowest thru -1  
 Columns: 948-949

<b>I16FHYP</b>	<b>Hyperactivity-infant symptoms mentioned</b>
----------------	--

PCT	PCT	N	VALUE	LABEL
VALID	ALL			
2.7	1.8	19	1	YES
97.3	64.9	680	2	NO
	1.5	16	-8	MISSING
	31.8	333	-1	NO ABSTRACT DATA
-----	-----	-----		
100.0	100.0	1,048	cases	

Data type: numeric  
 Missing-data codes: lowest thru -1  
 Columns: 950-951

<b>I16GIRR</b>	<b>Irritability-infant symptoms mentioned</b>
----------------	---

PCT	PCT	N	VALUE	LABEL
VALID	ALL			
0.7	0.5	5	1	YES
99.3	66.0	692	2	NO
	1.7	18	-8	MISSING
	31.8	333	-1	NO ABSTRACT DATA
-----	-----	-----		
100.0	100.0	1,048	cases	

Data type: numeric  
 Missing-data codes: lowest thru -1  
 Columns: 952-953

<b>I16HDRG</b>	<b>Drug withdrawal-infant symptoms mentioned</b>
----------------	--

PCT	PCT	N	VALUE	LABEL
VALID	ALL			
4.4	3.0	31	1	YES
95.6	63.9	670	2	NO
0.0	0.0	0	9	NO MENTION OR UNKNOWN
	1.3	14	-8	MISSING
	31.8	333	-1	NO ABSTRACT DATA
-----	-----	-----		
100.0	100.0	1,048	cases	

Data type: numeric  
 Missing-data codes: lowest thru -1  
 Columns: 954-955

**First Urine Toxicology Screen**

**I17EVID                      Evidence of urine toxicology screen**

PCT	PCT	N	VALUE	LABEL
VALID	ALL			
20.1	13.5	142	1	YES
79.9	54.0	566	2	NO
	0.7	7	-8	MISSING
	31.8	333	-1	NO ABSTRACT DATA
-----	-----	-----		
100.0	100.0	1,048	cases	

Data type: numeric  
 Missing-data codes: lowest thru -1  
 Columns: 956-957

**I18A                              Marijuana-days betw birth/specimen collection**

PCT	PCT	N	VALUE	LABEL
VALID	ALL			
33.1	4.0	42	0	
44.9	5.4	57	1	
11.8	1.4	15	2	
3.9	0.5	5	3	
3.1	0.4	4	4	
1.6	0.2	2	5	
1.6	0.2	2	6	
	54.0	566	-9	LEGITIMATE SKIP
	2.1	22	-8	MISSING
	31.8	333	-1	NO ABSTRACT DATA
-----	-----	-----		
100.0	100.0	1,048	cases	

Data type: numeric  
 Missing-data codes: lowest thru -1  
 Columns: 958-959

<b>I18ARSLT</b>	<b>Marijuana-results of drug tested</b>
-----------------	---

PCT	PCT	N	VALUE	LABEL
VALID	ALL			
0.0	0.0	0	1	CONFIRMED POSITIVE
100.0	11.2	117	2	NEGATIVE
	54.0	566	-9	LEGITIMATE SKIP
	3.1	32	-8	MISSING
	31.8	333	-1	NO ABSTRACT DATA
-----	-----	-----		
100.0	100.0	1,048		cases

Data type: numeric

Missing-data codes: lowest thru -1

Columns: 960-961

<b>I18B</b>	<b>Cocaine-days betw birth/specimen collection</b>
-------------	--

PCT	PCT	N	VALUE	LABEL
VALID	ALL			
33.1	4.0	42	0	
44.9	5.4	57	1	
11.8	1.4	15	2	
3.9	0.5	5	3	
3.1	0.4	4	4	
1.6	0.2	2	5	
1.6	0.2	2	6	
	54.0	566	-9	LEGITIMATE SKIP
	2.1	22	-8	MISSING
	31.8	333	-1	NO ABSTRACT DATA
-----	-----	-----		
100.0	100.0	1,048		cases

Data type: numeric

Missing-data codes: lowest thru -1

Columns: 962-963

<b>I18BRSLT</b>	<b>Cocaine-results of drug tested</b>
-----------------	---------------------------------------

PCT	PCT	N	VALUE	LABEL
VALID	ALL			
41.3	5.0	52	1	CONFIRMED POSITIVE
58.7	7.1	74	2	NEGATIVE
	54.0	566	-9	LEGITIMATE SKIP
	2.2	23	-8	MISSING
	31.8	333	-1	NO ABSTRACT DATA
-----	-----	-----		
100.0	100.0	1,048		cases

Data type: numeric

Missing-data codes: lowest thru -1

Columns: 964-965

<b>I18C</b>	<b>Opiates-days betw birth/specimen collection</b>
-------------	--

PCT	PCT	N	VALUE	LABEL
VALID	ALL			
33.1	4.0	42	0	
44.9	5.4	57	1	
11.8	1.4	15	2	
3.9	0.5	5	3	
3.1	0.4	4	4	
1.6	0.2	2	5	
1.6	0.2	2	6	
	54.0	566	-9	LEGITIMATE SKIP
	2.1	22	-8	MISSING
	31.8	333	-1	NO ABSTRACT DATA
-----	-----	-----		
100.0	100.0	1,048		cases

Data type: numeric

Missing-data codes: lowest thru -1

Columns: 966-967

<b>I18CRSLT</b>	<b>Opiates-results of drug tested</b>
-----------------	---------------------------------------

PCT	PCT	N	VALUE	LABEL
VALID	ALL			
2.4	0.3	3	1	CONFIRMED POSITIVE
97.6	11.5	121	2	NEGATIVE
	54.0	566	-9	LEGITIMATE SKIP
	2.4	25	-8	MISSING
	31.8	333	-1	NO ABSTRACT DATA
-----	-----	-----		
100.0	100.0	1,048		cases

Data type: numeric

Missing-data codes: lowest thru -1

Columns: 968-969

<b>I18D</b>	<b>Amphetamines-days betw birth/specimen collection</b>
-------------	---

PCT	PCT	N	VALUE	LABEL
VALID	ALL			
33.1	4.0	42	0	
44.9	5.4	57	1	
11.8	1.4	15	2	
3.9	0.5	5	3	
3.1	0.4	4	4	
1.6	0.2	2	5	
1.6	0.2	2	6	
	54.0	566	-9	LEGITIMATE SKIP
	2.1	22	-8	MISSING
	31.8	333	-1	NO ABSTRACT DATA
-----	-----	-----		
100.0	100.0	1,048		cases

Data type: numeric

Missing-data codes: lowest thru -1

Columns: 970-971



<b>I18DRSLT</b>	<b>Amphetamines-results of drug tested</b>
-----------------	--

PCT	PCT	N	VALUE	LABEL
VALID	ALL			
0.9	0.1	1	1	CONFIRMED POSITIVE
99.1	11.0	115	2	NEGATIVE
	54.0	566	-9	LEGITIMATE SKIP
	3.1	33	-8	MISSING
	31.8	333	-1	NO ABSTRACT DATA
-----	-----	-----		
100.0	100.0	1,048		cases

Data type: numeric  
Missing-data codes: lowest thru -1  
Columns: 972-973

<b>I18E</b>	<b>PCP-days betw birth/specimen collection</b>
-------------	--

PCT	PCT	N	VALUE	LABEL
VALID	ALL			
32.5	3.9	41	0	
45.2	5.4	57	1	
11.9	1.4	15	2	
4.0	0.5	5	3	
3.2	0.4	4	4	
1.6	0.2	2	5	
1.6	0.2	2	6	
	54.0	566	-9	LEGITIMATE SKIP
	2.2	23	-8	MISSING
	31.8	333	-1	NO ABSTRACT DATA
-----	-----	-----		
100.0	100.0	1,048		cases

Data type: numeric  
Missing-data codes: lowest thru -1  
Columns: 974-975

<b>I18ERSLT</b>	<b>PCP-results of drug tested</b>			
-----------------	-----------------------------------	--	--	--

PCT	PCT	N	VALUE	LABEL
VALID	ALL			
1.8	0.2	2	1	CONFIRMED POSITIVE
98.2	10.2	107	2	NEGATIVE
	54.0	566	-9	LEGITIMATE SKIP
	3.8	40	-8	MISSING
	31.8	333	-1	NO ABSTRACT DATA
-----	-----	-----		
100.0	100.0	1,048		cases

Data type: numeric

Missing-data codes: lowest thru -1

Columns: 976-977

**SAMPLE DESIGN VARIABLES**

**STRATUM**                      **Stratum**

PCT	PCT	N	VALUE	LABEL
VALID	ALL			
2.3	1.7	18	1	
9.2	6.9	72	2	
13.4	10.0	105	3	
13.0	9.7	102	4	
1.0	0.8	8	5	
2.5	1.9	20	6	
1.5	1.1	12	7	
8.5	6.4	67	8	
8.4	6.3	66	9	
9.0	6.8	71	10	
6.0	4.5	47	11	
5.2	3.9	41	12	
3.6	2.7	28	13	
4.2	3.1	33	14	
5.9	4.4	46	15	
6.4	4.8	50	16	
	25.0	262	.	(No Data)
-----	-----	-----		
100.0	100.0	1,048	cases	

Data type: numeric  
 Columns: 804-805

<b>MQ_ANWT1</b>	<b>Mom quex analysis weight variable</b>				
-----------------	--	--	--	--	--

PCT	PCT	N	VALUE	LABEL
VALID	ALL			
25.0	25.0	262	0.000000000	
6.3	6.3	66	3.073244490	
9.9	9.9	104	3.157537130	
2.7	2.7	28	3.303629150	
1.1	1.1	12	3.398591770	
4.5	4.5	47	4.470793330	
4.4	4.4	46	5.091062740	
3.4	3.4	36	5.518455610	
4.4	4.4	46	5.664103750	
0.8	0.8	8	6.673276550	
0.2	0.2	2	10.255585565	
0.1	0.1	1	10.815395870	
2.0	2.0	21	11.106085760	
4.2	4.2	44	11.641047780	
0.1	0.1	1	12.118991740	
0.2	0.2	2	12.132332860	
2.6	2.6	27	14.129210650	
0.1	0.1	1	14.763298570	
1.6	1.6	17	14.894585910	
0.4	0.4	4	16.433993960	
0.1	0.1	1	16.437414890	
4.7	4.7	49	17.353634000	
2.5	2.5	26	17.770251570	
1.6	1.6	17	18.328216040	
0.2	0.2	2	19.957217760	
2.9	2.9	30	20.574215690	
1.4	1.4	15	21.062807650	
5.5	5.5	58	21.480500760	
1.4	1.4	15	21.568473250	
0.1	0.1	1	22.245697300	
2.2	2.2	23	24.831868280	
1.9	1.9	20	30.139443130	
0.1	0.1	1	40.167246770	
0.2	0.2	2	41.221665240	
1.2	1.2	13	67.548744570	
-----	-----	-----		
100.0	100.0	1,048	cases	

Data type: numeric  
 Decimals: 9  
 Columns: 806-817

<b>MA_ANWT1</b>	<b>Mom abstract analysis weight variable</b>			
-----------------	--	--	--	--

PCT	PCT	N	VALUE	LABEL
VALID	ALL			
48.6	48.6	509	0.0000000000	
5.3	5.3	56	3.6220381489	
1.0	1.0	11	3.7384509470	
1.6	1.6	17	5.1619205469	
5.4	5.4	57	5.6090423583	
2.8	2.8	29	7.3448747564	
0.7	0.7	7	7.7854893083	
2.3	2.3	24	9.4878896518	
2.1	2.1	22	9.9851725920	
2.7	2.7	28	10.0540062429	
3.7	3.7	39	12.8879367597	
2.4	2.4	25	15.6426102497	
0.1	0.1	1	15.9345305343	
1.4	1.4	15	16.7838554722	
0.2	0.2	2	18.2180007628	
0.1	0.1	1	19.5204028298	
1.3	1.3	14	19.5787697454	
0.1	0.1	1	22.0794416450	
2.0	2.0	21	23.7059495129	
1.2	1.2	13	24.0721649742	
4.9	4.9	51	24.8156685246	
0.1	0.1	1	26.6458610158	
1.0	1.0	10	28.7728699799	
0.1	0.1	1	29.2173605006	
0.1	0.1	1	29.5082095467	
0.1	0.1	1	29.6612519835	
1.9	1.9	20	30.4204862191	
2.8	2.8	29	31.6163718445	
0.4	0.4	4	38.3740695897	
1.2	1.2	13	44.8183383824	
0.2	0.2	2	46.4503327513	
1.0	1.0	11	54.3978304663	
0.1	0.1	1	59.3902190605	
1.0	1.0	11	78.0366935216	
-----	-----	-----		
100.0	100.0	1,048	cases	

Data type: numeric  
 Decimals: 10  
 Columns: 818-830

IB_ANWT	Infant quex analysis weight variable
---------	--------------------------------------

PCT	PCT	N	VALUE	LABEL
VALID	ALL			
25.0	25.0	262	0.00000000	
6.3	6.3	66	3.07324449	
10.0	10.0	105	3.15753713	
2.7	2.7	28	3.30362915	
1.1	1.1	12	3.39859177	
4.5	4.5	47	4.47079333	
4.4	4.4	46	5.09106274	
3.4	3.4	36	5.51845561	
4.4	4.4	46	5.66410375	
0.8	0.8	8	6.67327655	
0.1	0.1	1	10.81539587	
2.0	2.0	21	11.10608576	
4.2	4.2	44	11.64104778	
0.1	0.1	1	12.11899174	
0.2	0.2	2	12.13233286	
2.6	2.6	27	14.12921065	
0.1	0.1	1	14.76329857	
1.7	1.7	18	14.89458591	
0.4	0.4	4	16.43399396	
0.1	0.1	1	16.43741489	
0.1	0.1	1	17.35360000	
4.7	4.7	49	17.35363400	
2.5	2.5	26	17.77025157	
1.6	1.6	17	18.32821604	
0.2	0.2	2	19.95721776	
2.9	2.9	30	20.57421569	
1.4	1.4	15	21.06280765	
5.5	5.5	58	21.48050076	
1.4	1.4	15	21.56847325	
0.1	0.1	1	22.24569730	
2.2	2.2	23	24.83186828	
1.9	1.9	20	30.13944313	
0.1	0.1	1	40.16724677	
0.1	0.1	1	67.54870000	
1.2	1.2	13	67.54874457	
-----	-----	-----		
100.0	100.0	1,048	cases	

Data type: numeric  
 Decimals: 8  
 Columns: 831-841

<b>IAB_ANWT</b>	<b>Infant abstract analysis weight variable</b>			
-----------------	---	--	--	--

PCT	PCT	N	VALUE	LABEL
VALID	ALL			
49.1	49.1	515	0.0000000000	
5.3	5.3	56	3.6220381477	
1.0	1.0	11	3.7075546614	
1.6	1.6	17	5.4412715471	
5.2	5.2	54	6.1396555344	
2.8	2.8	29	7.2457685020	
0.7	0.7	7	7.6266017763	
2.3	2.3	24	9.7578702573	
2.1	2.1	22	9.9851725801	
2.7	2.7	28	10.4439358994	
3.7	3.7	39	12.8879367559	
2.4	2.4	25	15.6426102607	
0.1	0.1	1	15.9345305196	
1.5	1.5	16	16.7564091535	
1.3	1.3	14	19.5787697647	
0.1	0.1	1	19.9060742020	
0.1	0.1	1	22.9357599314	
2.0	2.0	21	23.7059495024	
1.2	1.2	13	24.0721649738	
4.9	4.9	51	24.6974756139	
0.1	0.1	1	27.1723126850	
1.0	1.0	10	28.7728700060	
0.1	0.1	1	29.2173605400	
0.1	0.1	1	29.5082095164	
0.1	0.1	1	30.2472797511	
1.9	1.9	20	30.4204862222	
2.7	2.7	28	32.8425657218	
0.4	0.4	4	39.8623507607	
1.2	1.2	13	45.7038299381	
1.0	1.0	11	55.4725874808	
0.1	0.1	1	59.3902190034	
0.1	0.1	1	77.6650000001	
1.0	1.0	11	77.6650176549	
-----	-----	-----		
100.0	100.0	1,048	cases	

Data type: numeric  
 Decimals: 10  
 Columns: 842-854

