

2012 NATIONAL SURVEY ON DRUG USE AND HEALTH

PUBLIC USE FILE CODEBOOK

Substance Abuse and Mental Health Services Administration
Center for Behavioral Health Statistics and Quality
Rockville, Maryland 20857

March 23, 2018

2012 NATIONAL SURVEY ON DRUG USE AND HEALTH

PUBLIC USE FILE CODEBOOK

Contract No. 283–2004–00022

Project No. 0213985

Deliverable 26

For questions about this codebook and data file, please e-mail
Peter.Tice@samhsa.hhs.gov.

Prepared for: Substance Abuse and Mental Health Services Administration,
Rockville, Maryland

Prepared by: RTI International, Research Triangle Park, North Carolina

Data File Name: PUF2012_021518

March 23, 2015

Recommended Citation: Center for Behavioral Health Statistics and Quality.
(2018). *2012 National Survey on Drug Use and Health Public Use File
Codebook*, Substance Abuse and Mental Health Services Administration,
Rockville, MD

Table of Contents

Section	Page
Introduction to the 2012 National Survey on Drug Use and Health.....	i-1
Introduction.....	i-1
Overview of NSDUH.....	i-2
Changes for 2012	i-4
Questionnaire	i-4
Significant Variable Changes	i-5
Strengths and Limitations of NSDUH	i-5
Survey Methodology.....	i-6
Stratification and Selection of Primary and Secondary Sampling Units (Census Tracts and Area Segments).....	i-6
Selection of Dwelling Units.....	i-7
Selection of Persons	i-8
Sample Design Variables	i-9
Data Collection and Response Rates	i-10
Sample Weights	i-10
Organization of the Data File.....	i-11
Usable Cases	i-13
Logical Editing.....	i-14
Editing Procedure for Drug Use Variables	i-15
Standard Code Conventions.....	i-16
Statistical Imputation	i-17
Imputation Indicators	i-18
Constraints and Consistency	i-20
Variance Estimation of Totals	i-20
Statistical Significance of Differences.....	i-22
Use of Sample Weights and Sample Design Variables	i-24
Confidentiality of Data	i-25
Public Use File Estimates and Standard Errors	i-27
New and Corrected Data Since Last Release.....	i-28

List of Tables

Table	Page
1. Demographic Domains Forced to Match Their Respective U.S. Census Bureau Population Estimates through the Public Use File Weight Calibration Process: 2012.....	i-22
2. Past Month Marijuana Prevalence and Standard Error Ratios of the Public Use File Subsample to the Full Sample, by Seven Domains: 2012.....	i-27
3. Past Year Heroin Prevalence and Standard Error Ratios of the Public Use File Subsample to the Full Sample, by Seven Domains: 2012	i-28
4. Variables Added to the 2012 Public Use Data File and Codebook	i-28
5. Variables Updated in the 2012 Public Use Data File and Codebook	i-29

IDENTIFICATION.....	3
SELF-ADMINISTERED SUBSTANCE USE SECTIONS.....	4
TOBACCO.....	4
ALCOHOL.....	22
MARIJUANA.....	26
COCAINE.....	30
CRACK.....	33
HEROIN.....	36
HALLUCINOGENS.....	39
INHALANTS.....	51
PAIN RELIEVERS.....	59
TRANQUILIZERS.....	75
STIMULANTS.....	84
SEDATIVES.....	96
IMPUTED SUBSTANCE USE.....	104
RECENCY OF DRUG USE.....	104
PAST YEAR FREQUENCY OF USE.....	112
PAST MONTH FREQUENCY OF USE.....	117
AGE/DATE OF FIRST DRUG USE.....	121
RECODED DRUG USE.....	130
OTHER SELF-ADMINISTERED SECTIONS.....	156
SPECIAL DRUGS.....	156
RECODED SPECIAL DRUGS.....	174
RISK/AVAILABILITY.....	179
RECODED RISK/AVAILABILITY.....	184
BLUNTS.....	186
SUBSTANCE DEPENDENCE AND ABUSE.....	189
IMPUTED SUBSTANCE DEPENDENCE AND ABUSE.....	244
RECODED SUBSTANCE DEPENDENCE AND ABUSE.....	249
SPECIAL TOPICS.....	256
RECODED SPECIAL TOPICS.....	263
MARIJUANA PURCHASES.....	264
RECODED MARIJUANA PURCHASES.....	278
PRIOR SUBSTANCE USE.....	280
RECODED PRIOR SUBSTANCE USE.....	332
SUBSTANCE TREATMENT.....	350
RECODED SUBSTANCE TREATMENT.....	384
PREGNANCY AND HEALTH CARE.....	398
RECODED PREGNANCY AND HEALTH CARE.....	406
ADULT MENTAL HEALTH TREATMENT.....	411
RECODED ADULT MENTAL HEALTH TREATMENT.....	427
SOCIAL ENVIRONMENT.....	434
YOUTH EXPERIENCES.....	436
RECODED YOUTH EXPERIENCES.....	450
MENTAL HEALTH.....	455
RECODED MENTAL HEALTH.....	463
ADULT DEPRESSION.....	469
RECODED ADULT DEPRESSION.....	486
YOUTH MENTAL HEALTH TREATMENT.....	491
RECODED YOUTH MENTAL HEALTH TREATMENT.....	513
ADOLESCENT DEPRESSION.....	541
RECODED ADOLESCENT DEPRESSION.....	558
CONSUMPTION OF ALCOHOL.....	563
RECODED CONSUMPTION OF ALCOHOL.....	574
HOUSEHOLD COMPOSITION (ROSTER).....	579
RECODED INCOME AND INSURANCE.....	590
INTERVIEW INFORMATION.....	591
DEMOGRAPHICS.....	592
CORE DEMOGRAPHICS.....	592
IMPUTED DEMOGRAPHICS.....	594
RECODED DEMOGRAPHICS.....	595
NON-CORE DEMOGRAPHICS.....	597
RECODED NON-CORE DEMOGRAPHICS.....	601
EMPLOYMENT AND WORKPLACE.....	602
IMPUTED EMPLOYMENT AND WORKPLACE.....	610

INCOME AND INSURANCE.....	611
SEGMENT	612
GEOGRAPHIC.....	613
COUNTY	613
SAMPLE WEIGHTING AND ESTIMATION VARS.....	614
INDEX.....	615

APPENDICES

APPENDIX A	Drug Codes for Open-Ended Questions
APPENDIX B	Consolidated Drug Other Specify Tables
APPENDIX C	Tobacco Brand Codes for Open-Ended Questions
APPENDIX D	Recoded Substance Dependence and Abuse Variable Documentation
APPENDIX E	Recoded Mental Health
APPENDIX F	Recoded Depression Variable Documentation
APPENDIX G	Occupational Classification System For Recodes
APPENDIX H	Industrial Classification System For Recodes
APPENDIX I	Key Mental Health Variables

Introduction to the 2012 National Survey on Drug Use and Health

Introduction

This codebook provides documentation for the 2012 National Survey on Drug Use and Health (NSDUH) public use data file.¹ Prior to 2002, the survey was called the National Household Survey on Drug Abuse (NHSDA). NSDUH is sponsored by the Center for Behavioral Health Statistics and Quality (CBHSQ, formerly the Office of Applied Studies) within the Substance Abuse and Mental Health Services Administration (SAMHSA) and is conducted by RTI International, Research Triangle Park, North Carolina.²

For each variable in the 2012 data file, the codebook provides the variable name, a description of the variable, value codes and their meanings, and an unweighted univariate frequency distribution. Most of the variables originated directly as interview items. For a subset of variables created from more than one variable, the source variables and recoding specifications are provided. In addition, case identification, sampling, and data collection variables are included in the file and documented in the codebook. The variable names in this codebook are the variable names used in the dataset.

To a great extent, variable names indicate the meaning of each variable. As much as possible, variables are named consistently across surveys when the content of questions was identical or similar, or the specifications for created variables were not altered. When a variable does not have the same name across years, this is an indication that differences may exist. In such situations, analysts are advised to examine the codebook documentation in detail before conducting any analysis, particularly those that involve the following:

- analyses performed in prior years that are being replicated in the current year,
- comparison of data across multiple years, or
- use of pooled data from multiple years.

Documentation of the reasons for changing a variable's name can be found in comments above the specific variables and in corresponding appendix files within the codebook (if applicable). Typically, variable changes are documented the year they occur and in the following year if there are comparability issues to consider. However, the most current version of the documentation may not always describe relevant changes from prior years. Therefore, analysts who are doing a multiyear trend analysis are especially advised to examine documentation for all years of interest to identify any changes over time that may affect the analysis of interest. An analysis of trends is not recommended when using data where the impact of the questionnaire

¹ Information on access to NSDUH restricted-use confidential data files is available from the Substance Abuse and Mental Health Data Archive (SAMHDA) at <https://datafiles.samhsa.gov/>.

² RTI International is a registered trademark and a trade name of Research Triangle Institute.

or methodological changes is confounded with true changes in the phenomenon being measured. If the change is considered minor and the likely impact on trend data would be minimal, then comparisons between years may be appropriate.

Analysts also are encouraged to refer to the instrument specifications for the 2012 survey in conjunction with their review of the codebook. The specifications for the 2012 survey provide detailed information about the logic governing how respondents were routed through the questions in the interview and any changes to the instrument relative to the 2011 survey. The 2012 specifications may be found on the SAMHDA website at <https://datafiles.samhsa.gov/>.

Overview of NSDUH

The 2012 NSDUH is the 32nd in a series, the primary purpose of which is to measure the prevalence and correlates of drug use in the United States. This survey series provides information about the use of illicit drugs, alcohol, and tobacco among members of the noninstitutionalized U.S. civilian population aged 12 or older. Surveys have been conducted periodically since 1971, with the most recent ones in 1979, 1982, 1985, 1988, and 1990 through 2012. Currently, public use files are available for surveys from 1979 onward.

In 1999, the survey underwent a major redesign. The method of data collection was changed from a paper questionnaire administration to a computer-assisted administration. In addition, the sample design was changed from a strictly national design to a state-based sampling plan. These important changes have a major impact on the data produced from the survey. *Because of the differences in methodology and impact of the new design on data collection, only limited comparisons can be made between data from the redesigned surveys (1999 onward) and data obtained from surveys prior to 1999. Also, because of improvements made to the survey in 2002, the 2012 data in this file should not be compared with data collected in 2001 or earlier to assess changes over time. However, this is not an issue for data from 2002 and data files in subsequent data years, as long as other changes to survey items since 2002 (e.g., changes to question wording) have not affected the comparability of the variables of interest across the surveys.*

Prior to 1999, the survey was conducted using paper-and-pencil interviewing (PAPI) methods for an interview lasting about an hour. The PAPI instrumentation consisted of a questionnaire booklet completed by an interviewer and a set of individual answer sheets completed by a respondent. All substance use questions and other sensitive questions appeared on the answer sheets, so the interviewer was unaware of the respondent's answers. Less sensitive questions concerning demographics, occupational status, household size, and composition were asked aloud by the interviewer and recorded in the questionnaire booklet.

Since 1999, the interview has been carried out using computer-assisted interviewing (CAI) methods. The survey uses a combination of computer-assisted personal interviewing (CAPI) conducted by an interviewer and audio computer-assisted self-interviewing (ACASI). For the most part, questions previously administered by an interviewer in the PAPI format are now administered by an interviewer using CAPI. Questions previously administered in the PAPI format using self-administered answer sheets are now administered using ACASI. Use of ACASI is designed to provide respondents with a highly private and confidential means of responding to

questions and to increase the level of honest reporting of illicit drug use and other sensitive behaviors.

A key feature of the CAI instrument is a core and supplement structure. A core set of questions critical for basic trend measurement of prevalence estimates remains in the survey every year and comprises the first part of the interview. Supplemental questions, or modules, that can be revised, dropped, or added from year to year make up the remainder of the interview. The core consists of initial demographic items and questions pertaining to the use of tobacco, alcohol, marijuana, cocaine, crack cocaine, heroin, hallucinogens, inhalants, pain relievers, tranquilizers, stimulants, and sedatives. Supplemental items include the remaining ACASI sections and demographic questions. Some of the supplemental portions of the questionnaire, however, have remained in the survey, relatively unchanged, every year (e.g., current health insurance coverage, income). Since 1988, additional information also has been gathered about crack cocaine and about sharing needles for the injection of drugs. In addition, the consequences of using various drugs have been given considerable attention since 1985.

The target population for the 2012 survey was the same as has been defined since the 1991 survey: the civilian, noninstitutionalized population of the United States (including civilians living on military bases) who were 12 years of age or older at the time of the survey. Before 1991, the sample was drawn from the household population of the contiguous 48 states. Residents of Alaska and Hawaii were added to the sample population in 1991, as were residents of noninstitutional group quarters (e.g., college dormitories, group homes, civilians dwelling on military installations) and persons with no permanent residence (homeless people in shelters and residents of single rooms in hotels). In addition, six special-interest metropolitan statistical areas (MSAs) were oversampled in 1991. The 1992 and 1993 surveys retained the oversampling of the six MSAs and also were designed to provide quarterly as well as annual estimates.

Since 1999, the survey sample has employed a 50-state design with an independent, multistage area probability sample for each of the 50 states and the District of Columbia. The eight states with the largest population (which together account for 48 percent of the total U.S. population aged 12 or older) were designated as large sample states (California, Florida, Illinois, Michigan, New York, Ohio, Pennsylvania, and Texas) with a target sample size of 3,600 (in the case of Florida), while the remaining 42 states and the District of Columbia had target sample sizes of 900. The design also oversampled youths and young adults, so that each state's sample was approximately equally distributed among three major age groups: 12 to 17 years, 18 to 25 years, and 26 years or older.

Although the design of the 2012 survey is similar to the design of the 1999 through 2001 surveys, there are important methodological differences since 2002 that affect the 2012 estimates. As noted above, the survey's name was changed from the National Household Survey on Drug Abuse (NHSDA) to the National Survey on Drug Use and Health (NSDUH) in 2002. In addition to the survey's name change, each NSDUH respondent since 2002 has been given an incentive of \$30. These changes have resulted in an improvement in the survey response rate. The changes also affected respondents' reporting of many critical items that are the basis of prevalence measures reported by the survey each year. Further, the data could have been affected by improved data collection quality control procedures that were introduced in the survey beginning in 2001. In addition, new population data from the 2000 decennial census became

available for use in NSDUH sample weighting procedures, resulting in another discontinuity between estimates since 2002 and those prior to 2002. *Analyses of the effects of each of these factors on NSDUH estimates have shown that the 2012 data should not be compared with 2001 and earlier data to assess changes over time.* Furthermore, the 2011 and the 2012 NSDUH estimates were based on weights that were poststratified to population control totals based on projections from the 2010 census. In contrast, the weights for the 2002 to 2010 surveys were based on population projections from the 2000 census. Therefore, some caution is advised in interpreting trends in estimates from 2011 onward with estimates from prior years.

A description of the 2012 survey, including more detailed information on sample issues, can be found in the following NSDUH documents:

- Center for Behavioral Health Statistics and Quality. (2013). *Results from the 2012 National Survey on Drug Use and Health: Summary of national findings* (HHS Publication No. SMA 13-4795, NSDUH Series H-46). Rockville, MD: Substance Abuse and Mental Health Services Administration.
- Center for Behavioral Health Statistics and Quality. (2013). *Results from the 2012 National Survey on Drug Use and Health: Detailed tables*. Rockville, MD: Substance Abuse and Mental Health Services Administration.
- Center for Behavioral Health Statistics and Quality. (2013). *Results from the 2012 National Survey on Drug Use and Health: Mental health findings* (HHS Publication No. SMA 13-4805, NSDUH Series H-47). Rockville, MD: Substance Abuse and Mental Health Services Administration.
- Center for Behavioral Health Statistics and Quality. (2013). *Results from the 2012 National Survey on Drug Use and Health: Mental health detailed tables*. Rockville, MD: Substance Abuse and Mental Health Services Administration.

These documents present in tabular, graphical, and narrative bullet formats some key 2012 findings on drug use prevalence and co-occurring mental and substance use disorders by age and major demographic variables. They are available at <https://www.samhsa.gov/data/population-data-nsduh/reports?tab=38>.

Changes for 2012

Questionnaire

There was one minor change to the NSDUH instrument from 2011 to 2012. The change to the 2012 instrument was as follows:

- The last sentence was changed in the follow-up question CGREF5, which is asked of respondents who refuse to answer the initial item about smoking tobacco in a pipe. Previously, this sentence read as, "Have you **ever** smoked a pipe?" The revision read as follows: "Have you **ever** smoked tobacco in a pipe?"

The 2012 specifications may be found on the SAMHDA website (for details, see this codebook's Introduction).

Significant Variable Changes

Since the 2008 NSDUH, a statistical model has been employed to predict whether an adult NSDUH respondent had serious, moderate, mild, or no mental illness based on his or her answers to certain NSDUH questions. For the 2012 NSDUH, this model was revised to produce more accurate estimates. This revised 2012 model has been used to produce the mental illness estimates for 2012. In addition, comparable estimates were recomputed for 2008 through 2011. For more information on how mental illness estimates were calculated, see this codebook's Appendix E titled Recoded Mental Health. The mental illness variables included in the 2012 NSDUH data files are based on the revised 2012 model. Note that the mental illness variables (e.g., SMIYR_U, AMIYR_U) are not recommended to be used when analyzing variables for past year suicidal thoughts, past year major depressive episode (MDE), the Kessler-6 (K6) distress scale, or the World Health Organization Disability Assessment Schedule (WHODAS), nor are they recommended to be used when analyzing other variables closely linked with these variables (including past year suicide attempts, suicide plans, medical treatment for suicide attempts, lifetime MDE, serious psychological distress [SPD], or components used in the K6 or WHODAS scales). For more details, see Appendix E, Recoded Mental Health.

Strengths and Limitations of NSDUH

NSDUH is the primary nationally representative source of annual estimates of drug use and mental illness among civilian members of the noninstitutionalized population in the United States. Most of the questions in NSDUH are administered with ACASI, which is designed to provide the respondent with a highly private and confidential mode for responding to questions in order to increase the level of honest reporting of illicit drug use and other sensitive behaviors. In addition, the large and dispersed NSDUH sample enables not only state-level estimates, but also estimates for substate areas.

Although NSDUH is useful for many purposes, it has certain limitations. First, the data are self-reports of drug use, and their value depends on respondents' truthfulness and memory. Although some experimental studies have established the validity of self-reported data in similar contexts and NSDUH procedures were designed to encourage honesty and recall, some underreporting and overreporting may take place.

Second, the survey is cross-sectional rather than longitudinal. That is, individuals were interviewed only once and were not followed for additional interviews in subsequent years. Each year's survey, therefore, provides an overview of the prevalence of drug use at a specific point in time rather than a view of how drug use changes over time for specific individuals.

Third, because the target population of the survey is defined as the noninstitutionalized civilian population of the United States, a small proportion (slightly less than 2 percent) of the population is excluded. The subpopulations excluded are members of the active-duty military and persons in institutional group quarters (e.g., hospitals, prisons, nursing homes, treatment centers). If the drug use of these groups differs from that of the noninstitutionalized civilian population, NSDUH may provide slightly inaccurate estimates of drug use in the total population. This may be particularly true for prevalence estimates for rarely used drugs, such as heroin.

Survey Methodology

As were the 1999 to 2011 surveys, the 2012 survey was conducted using CAI methods. This survey also allows for improved state estimates based on minimum sample sizes per state. The target sample size of 67,500 allows SAMHSA to continue reporting adequately precise demographic subgroup estimates at the national level without needing to oversample specially targeted demographics, as was required in the past. The achieved sample size for the 2012 survey was 68,309 persons.

A coordinated sample design was developed for the 2005 through 2009 NSDUHs. The 2010 through 2012 NSDUHs are extensions of the 5-year sample design. Although there is no overlap with the 1999 through 2004 samples, the coordinated design for 2005 through 2009 facilitated a 50 percent overlap in second-stage units (area segments [see below]) between each 2 successive years from 2005 through 2009.³ This design was intended to increase the precision of estimates in year-to-year trend analyses because of the expected positive correlation resulting from the overlapping sample between successive survey years. The 2010 through 2012 NSDUHs continue the 50 percent overlap by retaining half of the second-stage units from the previous year. Those segments not retained are considered "retired" from use.

The 2012 design allows for computation of estimates by state in all 50 states plus the District of Columbia. States may therefore be viewed as the first level of stratification as well as a reporting variable. Eight states, referred to as the large sample states, had a sample designed to yield 3,600 respondents per state for the 2012 survey. This sample size was considered adequate to support direct state estimates. The remaining 43 states (which include the District of Columbia) had a sample designed to yield 900 respondents per state in the 2012 survey. In these 43 states, adequate data were available to support reliable state estimates based on small area estimation (SAE) methodology.

Stratification and Selection of Primary and Secondary Sampling Units (Census Tracts and Area Segments)

Within each state, sampling strata called state sampling regions (SSRs) were formed. Based on a composite size measure, states were partitioned geographically into roughly equally sized regions. In other words, regions were formed such that each area yielded, in expectation, roughly the same number of interviews during each data collection period. The eight large sample states were divided into 48 SSRs each; the remaining states were divided into 12 SSRs each. Therefore, the partitioning of the United States formed 900 SSRs.

Unlike the 1999 through 2004 surveys, the first stage of selection for the 2005 through 2012 NSDUHs was census tracts. The first stage of selection began with the construction of an area sample frame that contained one record for each census tract in the United States. If necessary, census tracts were aggregated within SSRs until each tract⁴ had, at a minimum,

³ In segments used in 2 successive years, only addresses not sampled in the first year may be included in the second year's sample.

⁴ For the remainder of the discussion, first-stage sampling units are referred to as "census tracts" even though each first-stage sampling unit contains one or more census tracts.

150 dwelling units⁵ in urban areas and 100 dwelling units in rural areas.⁶ These census tracts served as the primary sampling units (PSUs) for the coordinated 5-year sample.

Before selecting census tracts, additional implicit stratification was achieved by sorting the first-stage sampling units by a CBSA/SES⁷ (core-based statistical area/socioeconomic status) indicator⁸ and by the percentage of the population who are non-Hispanic and white. From this well-ordered sample frame, 48 census tracts per SSR were selected with probabilities proportionate to a composite size measure and with minimum replacement.

Because census tracts generally exceed the minimum dwelling unit requirement, one smaller geographic area was selected within each sampled census tract. For this second stage of sampling, each selected census tract was partitioned into small geographic areas composed of adjacent census blocks. These geographic clusters of blocks are referred to as *segments* and are the secondary sampling units (SSUs) for the coordinated sample design. A sample *dwelling unit* in NSDUH refers to either a housing unit or a group quarters listing unit, such as a dormitory room or a shelter bed. To support the overlapping sample design and any special supplemental samples or field tests that SAMHSA might wish to conduct, segments were formed to contain a minimum of 150 dwelling units in urban areas and 100 dwelling units in rural areas.

One segment was selected within each sampled census tract with probability proportionate to size. The 48 selected segments then were randomly assigned to a survey year and quarter of data collection.

Selection of Dwelling Units

The sample design required an approximately equal number of persons in three age groups: 12 to 17 years, 18 to 25 years, and 26 years or older. To improve the precision of the estimates, the sample allocation process targeted five age groups: 12 to 17 years, 18 to 25 years, 26 to 34 years, 35 to 49 years, and 50 years or older. The allocation among the three age groups in the 26 years or older group was done in such a way as to increase precision while maintaining approximately the same sample size as the 12 to 17 and 18 to 25 age groups. The size measures used in selecting the area segments were coordinated with the dwelling unit and person selection process so that a nearly self-weighting sample could be achieved in each of the five age groups. Departures from the self-weighting objective occurred for several reasons, including the following:

⁵ Dwelling unit counts were obtained from the 2000 decennial census data supplemented with revised population counts from Claritas, a market research firm headquartered in Ithaca, New York (see <https://www.claritas.com/>). Claritas used to be affiliated with Nielsen Holdings, from which they became independent in January 2017.

⁶ The basis for the differing minimum dwelling unit requirement in urban and rural areas is that it is more difficult to meet the requirement in rural areas, and a total of 100 dwelling units is sufficient to support one field test and two main study samples.

⁷ CBSAs include metropolitan and micropolitan statistical areas, as defined in the following reference: Office of Management and Budget. (2003, June 6). *OMB Bulletin No. 03-04: Revised definitions of metropolitan statistical areas, new definitions of micropolitan statistical areas and combined statistical areas, and guidance on uses of the statistical definitions of these areas*. Washington, DC: The White House.

⁸ Four categories are defined as (1) CBSA/low SES, (2) CBSA/high SES, (3) non-CBSA/low SES, and (4) non-CBSA/high SES.

- advance projections on the number of dwelling units did not accurately reflect the current housing inventory;
- maximum dwelling unit sample sizes were preset to control the interviewer workload and to allow unused addresses to be available for the next year's survey; and
- the person selection probabilities were constrained so that no more than two persons could be selected per dwelling unit.

An iterative sample allocation process was followed to adjust for these additional constraints. In addition, the dwelling unit sample allocation in each area segment was adjusted to allow for dwelling unit eligibility, for screening nonresponse, and for person nonresponse.

In advance of the survey period, specially trained listers had visited each area segment and listed all addresses for housing units and eligible group quarters units in a prescribed order. Systematic sampling was used to select the allocated sample of addresses from each segment.⁹

Selection of Persons

During each quarterly survey, field interviewers (FIs) visited each sample address to determine dwelling unit eligibility, to list all eligible persons at the address, to select the sample of persons to be interviewed, and to conduct interviews. In addition, the interviewers followed special "half-open" interval procedures to identify any new (since the time of listing) housing units or any dwelling units missed during the advance listing process. Any new or missed dwelling units following immediately after a sample dwelling unit and up to, but not including, the next initially listed address in the prescribed order of listing also were included in the sample.

The interviewers used a handheld computer to record the results of the dwelling unit screening process and to select the sample of respondents. They recorded the results of each call, the final eligibility status of the dwelling unit, and information on new and missed dwelling units. If a sample address was an eligible occupied dwelling unit, they also conducted a screening interview to identify and roster all survey-eligible persons residing at the address. When the roster was complete, the computer was programmed to select the sample of persons to be interviewed using parameters specified for that area segment and a random number specified for that address.

Data collection progress was monitored during each quarterly survey by state. Small reserve samples were held back each quarter so that the assigned sample size could be adjusted if necessary during the course of data collection.

⁹ This had the effect of creating noncompact clusters (selection from a list), which differ from compact clusters in that not all units within the cluster are included in the sample. Although compact cluster designs are less costly and more stable, a noncompact cluster design was used because it provides for greater heterogeneity of dwellings within the sample. Also, social interaction (contagion) among neighboring dwellings is sometimes introduced with compact clusters. See the following reference: Kish, L. (1965). *Survey sampling*. New York, NY: John Wiley.

Sample Design Variables

The sample for the 2012 NSDUH was selected using a multistage, deeply stratified sample design. The variables on the full restricted-use analytic data file represent each stage of sample selection:¹⁰

- Stage 1: The 2012 CAI design includes a sample from each of the 50 states plus the District of Columbia. SSRs were formed within each state based on composite size measures, roughly geographically partitioning the state into equally sized regions. A sample of 48 census tracts was selected within each SSR. Census tracts are considered the PSU and can be identified using the STATE, SSREGION, and SEGID¹¹ variables. Only eight census tracts per SSR were used for the 2012 sample.
- Stage 2: The second stage of sampling consisted of partitioning the selected census tracts into smaller geographic areas, called "segments." Segments are defined by joining contiguous census blocks within each selected census tract and are similar to the units selected at the first stage of selection for the 1999 through 2004 surveys. Segments can be identified on the full restricted-use analytic data file using the SEGID variable.
- Stage 3: After census tracts and segments were selected, the third stage of selection consisted of selecting dwelling units within each segment. The dwelling unit selection rate was based on the state to which a particular segment belonged. State classification was utilized for computation of eligibility, screener and interview response rates, and expected person yield per dwelling unit. State classifications can be identified with the STATE variable. Dwelling units can be identified with the ENCCASE variable.
- Stage 4: At the last stage of selection, individuals were selected within screened dwelling units based on the age group composition of the dwelling unit residents. The person-level variable used to determine the selection included AGE. The full restricted-use analytic data file contains one record representing each responding selected person from stage 4 (68,309 persons). To protect the confidentiality of these respondents, the full analytic file was treated using a statistical disclosure limitation method while ensuring that the data continue to be representative of civilian members of the noninstitutionalized population in the United States. The resulting public use data file contains 55,268 records.

A more detailed explanation of the sample design and sample selection procedures at each stage of the design appears in the *2012 NSDUH Methodological Resource Book*.¹²

¹⁰ To ensure the confidentiality of survey respondents, the sample design variables described in this section are not included on the public use file.

¹¹ One segment was selected from each sampled census tract, so both the census tract and the segment can be identified by the SEGID variable.

¹² Center for Behavioral Health Statistics and Quality. (2014). *2012 National Survey on Drug Use and Health: Methodological resource book*. Rockville, MD: Substance Abuse and Mental Health Services Administration. (See <https://www.samhsa.gov/data/population-data-nsduh/reports?tab=38>.)

Data Collection and Response Rates

The fieldwork for the 2012 NSDUH was directed by RTI staff members. RTI maintained a field staff of approximately 700 FIs to collect the data.

As noted above, a total final sample of 68,309 CAI interviews was obtained for the 2012 survey. Strategies for ensuring high rates of participation resulted in a weighted screening response rate of 86.07 percent and a weighted interview response rate for the CAI of 73.04 percent.

Throughout the course of the study, respondent anonymity and the privacy of responses were protected by separating identifying information from survey responses. Respondents were assured that their identities and responses would be handled in strict compliance with federal law. As discussed above, the questionnaire itself and the interviewing procedures were designed to enhance the privacy of responses, especially during segments of the interview in which questions of a sensitive nature were posed. Answers to sensitive questions were gathered using ACASI. During the ACASI portions of the interview, respondents listened to prerecorded questions through headphones and entered their responses directly into a computer without interviewers knowing how they were answering. At the conclusion of the ACASI section, the interview returned to the CAPI mode with the interviewer completing the questionnaire. Each respondent who completed a full interview was given \$30 cash as a token of appreciation for his or her time.

A more detailed explanation of NSDUH's data collection procedures appears in the *2012 NSDUH Methodological Resource Book*.¹³

Sample Weights

The estimates yielded by NSDUH are based on sample survey data rather than on complete data for the entire population. This means that the data must be weighted to obtain unbiased estimates for survey outcomes in the population represented by the 2012 NSDUH. The "final analysis weight" of the i th respondent, say w_i , can be interpreted as the number of sampling units in the NSDUH target population represented by the i th respondent. The sum of the weights over all respondents is used to estimate the size of the total target population:

$$\sum_i w_i = \text{estimated size of target population,}$$

where the summation is over all respondents in the 2012 NSDUH.

Similar to the 2011 NSDUH, three sets of analysis weights at the person level, questionnaire dwelling unit (QDU) level, and person pair level were developed for the 2012 NSDUH. The person-level, QDU-level, and person pair-level analysis weights shared the same first 10 weight components at the screening dwelling unit (SDU) level. In addition to the

¹³ See footnote 12.

10 common weight components, QDU-level and person pair-level analysis weights had several specific weight components, and the final weights are the product of all the weight components.

Unlike in the 2008 NSDUH's mental health module where the adult sample was split into a sample A who received the WHODAS¹⁴ questions LIREMEM through LIAD68 and a sample B who received the Sheehan Disability Scale (SDS)¹⁵ questions MHAD66a through MHAD68, all of the adults in the sample received the WHODAS questions in the 2009, 2010, 2011, and 2012 NSDUHs. Therefore, there is no need to have a separate adult mental health weight in the 2012 NSDUH because the person-level analysis weight can be used to produce the adult mental health estimates.

The person-level analysis weight (ANALWT_C) is the product of 15 weight components. Each weight component accounts for either a selection probability at a selection stage or an adjustment factor adjusting for nonresponse, coverage, or extreme weights. The sum of the weight over all respondents on the data file represents an estimate of the total number of people in the target population. In view of the use of weights as expansion factors in forming estimates, the weight can be interpreted as representing the total number of target population persons each record on the file represents. For variance estimation, suitable software, such as SUDAAN[®],¹⁶ should be used to take the sample design into account. Similar to the 2011 NSDUH, the 2012 NSDUH used 2010 census-based population estimates in the poststratification adjustment.

Details of the weight components and the sample weighting procedures appear in the *2012 NSDUH Methodological Resource Book*.¹⁷

Organization of the Data File

The file described here is made available as an ASCII file with 3,157 variables and 55,268 observations. *Three program files are made available to read the ASCII file into SAS, SPSS, or Stata. The file also is made available as a SAS transport (CPORT) file, SPSS system file, Stata system file, and ASCII tab-delimited file. All of the data and program files are available from SAMHDA at <https://datafiles.samhsa.gov/>.*

The overall organization of the file is shown in the Table of Contents of this document. Edited data from core drug modules make up the first portion of the file. Edited data from the noncore self-administered modules and demographic questions are in later sections. Variables from the noncore section contain missing data; see the section on Standard Code Conventions for a description of the codes given to different types of missing data. For each edited variable, the number of observations assigned a given missing data code is shown in the entry for that variable.

¹⁴ Rehm, J., Üstün, T. B., Saxena, S., Nelson, C. B., Chatterji, S., Ivis, F., & Adlaf, E. (1999). On the development and psychometric testing of the WHO screening instrument to assess disablement in the general population. *International Journal of Methods in Psychiatric Research*, 8, 110-123. <https://doi.org/10.1002/mpr.61>

¹⁵ Leon, A. C., Olfson, M., Portera, L., Farber, L., & Sheehan, D. V. (1997). Assessing psychiatric impairment in primary care with the Sheehan Disability Scale. *International Journal of Psychiatry in Medicine*, 27(2), 93-105. <https://doi.org/10.2190/t8em-c8yh-373n-1uwd>

¹⁶ In SUDAAN, the sample design is specified using the NEST statement. See the following reference: RTI International. (2008). *SUDAAN[®] language manual, Release 10.0*. Research Triangle Park, NC: Author.

¹⁷ See footnote 12.

Imputation-revised drug use variables, as well as selected recoded versions of these variables, are included for core drug use variables. These imputed and recoded drug use variables are in separate sections following the edited core drug use variables. The recoded drug use variables include indicators for lifetime, past year, and past month substance use. The imputation-revised core drug use variables served as the starting point for the recoded core drug use variables. Imputation-revised core and noncore demographic variables also are included toward the end of the codebook. Missing values for all imputation-revised variables from the core drug modules have been imputed using the statistical imputation procedures described below. Imputation indicators are provided for each variable so that users may easily determine whether an observation contains data from the questionnaire or an imputed value. *Where imputed or recoded variables are provided, users are encouraged to use them to produce estimates rather than raw or edited variables from the interview.*

Edited variables from self-administered noncore modules comprise the next major section in the codebook. Intermixed between the noncore and core sections of the codebook are sections of recoded variables. The edited and/or imputed variables are used in the creation of (i.e., as source variables for) the recoded variables. For example, edited variables from the section of the interview pertaining to symptoms of dependence or abuse (Substance Dependence and Abuse section in this codebook) were used to create recoded summary measures of dependence. Unlike variables in the core sections, however, imputation for missing data generally was not done prior to the recoding of noncore variables. Consequently, noncore recoded variables may still have missing values. The missing data codes contained in the source variables and defined in the Standard Code Conventions section of this codebook introduction are recoded to the standard missing code (.) for recoded variables. It is intended that cases containing these missing codes be excluded from an analysis.

Within the recoded sections of the codebook, detailed information is provided in the variable documentation about how levels of source variables are used to define recoded variables. Note that for recoded variables that include other-specify data or logically assigned data (as defined in the Standard Code Conventions section of this introduction), values may be listed in the documentation that do not exist for the current survey year. Because of fluctuations in the data, source variable values may not exist consistently across years. However, to aid in cross-year analyses, all possible source variable values have been retained in the documentation. For example, a recoded variable may document a "Yes" using both source variable values of 1 = Yes and 3 = Logically Assigned Yes, even if the 3 is not applicable for the current survey year. To alert users, notes have been placed at the top of recoded sections that contain variables that include source values even if they do not apply to the current survey year.

In many instances, the codebook itself also indicates in parentheses the question names that were most relevant for creating an edited variable. In particular, an important feature of the transition to CAI in 1999 was that respondents could be routed to different versions of a question based on prior information from the interview. As much as possible, the codebook shows key source variables that were used in creating edited, imputed, or recoded variables. For example, respondents who initiated use of a drug within 1 year of their current age were asked more detailed questions about the year and month in which they first used that drug. Depending on their age, date of birth, and interview date, respondents could be routed to one of three possible questions to identify the year in which they first used a drug (e.g., CG04a, CG04b, or CG04c for

cigarettes). Similarly, respondents could be routed to one of two possible questions to determine the month in which they first used a drug (e.g., CG04c and CG04d for cigarettes). To facilitate analyses, therefore, responses from these multiple year-of-first-use and month-of-first-use questions were combined into one single year-of-first-use variable and one single month-of-first-use variable for each drug, as shown for the variables CIGYFU and CIGMFU. For the most complete information about the logic for asking questions in the interview, however, data file users should refer to the questionnaire (for details, see this codebook's Introduction).

Usable Cases

A key step in the data processing procedures established the minimum item response requirements in order for cases to be retained for weighting and further analysis (i.e., "usable" cases). These procedures were designed to eliminate cases with unacceptable levels of item nonresponse (i.e., missing data), thereby retaining cases with lower levels of missing data and reducing the amount of statistical imputation needed for any given record.

The usable case criteria established for CAI were based on the completeness of information that respondents provided about their lifetime use or nonuse of different drugs. In CAI, respondents were asked more detailed questions about different drugs only if they reported lifetime use of that drug (or lifetime use of one or more drugs within a broader category, such as hallucinogens) on an initial "gate" question.¹⁸ Consequently, whether a CAI respondent was a lifetime user or nonuser of the drugs of interest could be readily determined by reviewing the respondent's answers to the "gate" question on lifetime use of that drug (or category of drugs).

The requirements for a CAI record to be considered usable are noted as follows:

1. The lifetime cigarette question (i.e., "Have you ever smoked part or all of a cigarette?") had to have been answered as "yes" or "no." This requirement was set so that lifetime use or nonuse would be fully defined for at least one substance. Consequently, data about lifetime use or nonuse of cigarettes could be used in subsequent statistical imputations for other drugs where lifetime use or nonuse was undefined.
2. Responses to questions on at least nine (9) of the following additional drugs had to contain information about lifetime use or nonuse: (a) chewing tobacco, (b) snuff, (c) cigars, (d) alcohol, (e) marijuana, (f) cocaine (in any form), (g) heroin, (h) hallucinogens, (i) inhalants, (j) pain relievers, (k) tranquilizers, (l) stimulants, and (m) sedatives. Crack cocaine was not included in the usable case rule because the logic for asking about crack cocaine was dependent upon the respondent having answered the lifetime cocaine question as

¹⁸ In all modules except those pertaining to hallucinogens, inhalants, pain relievers, tranquilizers, stimulants, and sedatives, the logic for asking more detailed questions about use of that drug was based on the answer to a single "yes/no" question (e.g., "Have you ever, even once, used marijuana or hashish?"). In the hallucinogens through sedatives modules, the logic for asking more detailed questions about use of that category of drugs was based on respondents' answers to multiple "yes/no" questions about the lifetime use or nonuse of specific drugs within that category (e.g., lifetime use or nonuse of the specific hallucinogens lysergic acid diethylamide [LSD], phencyclidine [PCP], peyote, mescaline, psilocybin/mushrooms, Ecstasy [3,4-methylenedioxymethamphetamine, MDMA], or "any other" hallucinogen).

"yes." Although the CAI instrument also asked about pipe tobacco, this was not included in the usable case rule because there was only one other question about pipe tobacco in addition to the lifetime pipe tobacco use question.¹⁹

The interview also included follow-up probes for respondents who initially refused to answer a gate question or an entire series of gate questions. Follow-up probes were included in the following modules that were relevant to the usable case rule: cigarettes, chewing tobacco, snuff, cigars, alcohol, marijuana, cocaine, heroin, specific hallucinogens (i.e., LSD, PCP, and Ecstasy [MDMA]), the specific stimulant methamphetamine, and any use of inhalants, pain relievers, tranquilizers, stimulants, or sedatives (if respondents refused all lifetime use questions about these latter five drug categories). If respondents changed their initial refusal to a response of "yes" or "no," they were considered to have provided usable data to that drug's gate information.

For the hallucinogens through sedatives sections, respondents reported about use or nonuse of specific drugs within that category. For these sections, the requirement for reporting of lifetime use or nonuse was considered to have been satisfied if at least one lead lifetime question in the series was answered as "yes" or "no" (e.g., if at least one question in the hallucinogens series was answered as "yes" or "no" for hallucinogens). Similarly, in the inhalants, pain relievers, tranquilizers, stimulants, and sedatives sections, if respondents initially refused to answer all gate questions for a given drug but subsequently answered that drug's follow-up probe as "yes" or "no," they were considered to have satisfied the reporting requirement for that drug.

In addition, the CAI program terminated interviews during the initial demographics questions if respondents were ineligible for the survey (i.e., under age 12 or on active duty in the U.S. military). These ineligible cases by definition did not meet the usable case criteria because the interviews were terminated before the respondents were asked the first cigarette use question.

Logical Editing

For selected key variables, response data were reviewed to identify and address inconsistent data among related variables or to replace missing data with nonmissing values. The routing logic in the CAI instrument reduced the opportunities for respondents to give inconsistent answers by skipping respondents past questions that did not apply to them. The occurrence of inconsistent data was reduced further through the use of consistency checks built into the CAI program that prompted respondents to resolve inconsistencies between related items. Nevertheless, there still were limited situations in which respondents could answer one question in a manner that was inconsistent with their answer to a previous question.

Logical editing was the first step in processing many of the variables on the file. This procedure used data within a respondent's record to identify and address inconsistencies among related variables within a given module of the interview (e.g., within the hallucinogens section).

¹⁹ For a more detailed discussion of the development of the usable case requirements, see the following reference: Kroutil, L., & Myers, L. (2002). Development of editing rules for CAI substance use data. In J. Gfroerer, J. Eyerman, & J. Chromy (Eds.), *Redesigning an ongoing national household survey: Methodological issues* (HHS Publication No. SMA 03-3768, pp. 85-109). Rockville, MD: Substance Abuse and Mental Health Services Administration, Office of Applied Studies.

As part of this procedure, variables were identified that had been legitimately skipped because the condition(s) for asking the questions did not apply.

As a general principle, responses from one module (e.g., hallucinogens) were not used to edit variables in another module (e.g., inhalants).²⁰ For this reason, data in one module may not be completely consistent with data in other modules. Subsequent discussion about editing in this section focuses on key drug use variables.

Editing Procedure for Drug Use Variables

Logical editing and processing of drug use variables in the tobacco through the sedatives modules first involved identifying whether respondents had ever used or never used the drug of interest. That included situations in which respondents initially refused to answer a question about their lifetime use of a drug but then changed their answer to "yes" or "no" on follow-up. If respondents did not provide sufficient information about their use or nonuse of a particular drug (or drug category), their final status was assigned through statistical imputation procedures. If values pertaining to lifetime use or nonuse of a given drug were changed through the editing procedures, this editing was indicated through special codes that indicated that a response was logically inferred; documentation for these codes includes the phrase "LOGICALLY ASSIGNED." In the hallucinogens, inhalants, pain relievers, tranquilizers, stimulants, and sedatives modules, for example, respondents who did not report lifetime use of a specific drug (e.g., LSD) but specified use of it as "some other drug" were logically inferred to be lifetime users of that drug. In the psychotherapeutics modules (i.e., pain relievers, tranquilizers, stimulants, and sedatives), respondents whose only reported lifetime use involved over-the-counter medications were logically inferred to have never used that particular prescription-type psychotherapeutic drug.

After lifetime use or nonuse of a given drug had been determined, edits of the variables that established when respondents last used a drug of interest were probably the most critical. These edited recency-of-use variables were the precursors for the final, imputed measures that established the prevalence of use in the past 30 days, past 12 months, and lifetime.

The interview included follow-up probes for respondents who were lifetime users of a given drug but did not know or refused to report when they last used it. Respondents who initially did not know when they last used a drug were asked to give their "best guess" of when they last used it. Respondents who initially refused to report when they last used a drug were asked to reconsider answering the question. If respondents changed their initial answer of "don't know" or "refused" in response to these probes, the editing procedures incorporated data from these probes into the final, edited recency-of-use variables. For example, if respondents initially refused to report when they last used a drug but then reported last using it more than 30 days ago but within the past 12 months, their edited recency indicated use in that period, in the absence of any information that was inconsistent with what they reported in the probe (see below).

²⁰ One exception to the principle of not editing across modules involved situations in which responses in one module governed whether respondents were asked questions in another module. For example, if respondents reported never using heroin, they were not asked questions in the noncore substance treatment module about treatment for heroin. Consequently, codes could be assigned to indicate that the respondents skipped out of the heroin treatment data because they had never used it.

Situations were identified and flagged in which there were inconsistencies between a respondent's answer to a drug's recency question (or the answer in a follow-up probe) and other data in that module. For example, it would be inconsistent for a respondent to report last using a drug "more than 12 months ago" but also to report having first used it at his or her current age. These inconsistencies then were addressed by statistically imputing final values for the affected recency variable and the other variable(s) where the data were inconsistent with the respondent's original answer to the recency question.

Again, if values pertaining to the period when respondents last used a drug were changed through the editing procedures, special codes were assigned to indicate that these edits had been done. The documentation for these codes included the phrase "LOGICALLY ASSIGNED." For example, a code of 8 in a drug's recency-of-use variable means "Used at some point in the past 12 months LOGICALLY ASSIGNED." Specifically, if a respondent reported using a drug more than 30 days ago but within the past 12 months but other data suggested that the respondent may have used the drug more recently, this code of 8 indicated that at least it could be inferred that the respondent was a user in the past 12 months (and potentially more recently). Similarly, a code of 9 ("Used at some point in lifetime LOGICALLY ASSIGNED") indicated that the respondent was potentially a user in any period that was asked about for that particular drug, including the past 30 days. In particular, respondents were assigned a code of 9 if they initially answered "don't know" or "refused" to a drug's recency question and continued on follow-up to answer "don't know" or "refused" regarding when they last used it.

Details of the editing procedures for the drug use variables in 2012 appear in the *2012 NSDUH Methodological Resource Book*.²¹

Standard Code Conventions

Generally, the following codes have the same (or consistent) meanings across all variables. Exceptions are noted in the documentation for individual variables.

91 or 991 or 9991, etc.	=	NEVER USED [DRUG(s) OF INTEREST]
93 or 993 or 9993, etc.	=	USED [DRUG] BUT NOT IN THE PERIOD OF INTEREST
94 or 994 or 9994, etc.	=	DON'T KNOW
97 or 997 or 9997, etc.	=	REFUSED
98 or 998 or 9998, etc.	=	BLANK (i.e., not answered; not asked the question)
99 or 999 or 9999, etc.	=	LEGITIMATE SKIP

The following analogous codes also were assigned as part of the logical editing process:

81 (or 981, 9981, etc.)	=	NEVER USED [DRUG(s) OF INTEREST] Logically assigned
-------------------------	---	---

²¹ See footnote 12.

- 83 (or 983, 9983, etc.) = USED [DRUG] BUT NOT IN THE PERIOD OF INTEREST Logically assigned
- 85 (or 985, 9985, etc.) = BAD DATA Logically assigned (i.e., usually inconsistent with other data)
- 89 (or 989, or 9989, etc.) = LEGITIMATE SKIP Logically assigned

The codes of 81, 83, 85, and 89 were given values in the 80s to signify that existing values were overwritten during editing. For example, if a respondent was somehow routed into the youth experiences module but that respondent was subsequently classified as being 18 or older, any answers that the respondent gave in the youth experiences module were overwritten with codes of 89 (or 989, etc.). These codes signify that this adult respondent logically was not eligible to be asked the youth experiences questions.

Codes of 85 (or 985, etc.), 94 (or 994, etc.), 97 (or 997, etc.), and 98 (or 998, etc.) are codes for missing data. In particular, codes of 98 (i.e., blank) could occur in the data for the following reasons:

- the respondent broke off the interview before reaching a particular question or section;
- the CAI program allowed the respondent to hit the ENTER key without providing a response (typically, in situations where respondents were asked to specify something, such as the name of some other drug that they had used); or
- the CAI program skipped the respondent past a question, but there was some uncertainty as to whether the skipped question applied or did not apply to the respondent (e.g., if subsequent questions about a drug were skipped because the respondent did not know whether he or she ever used that drug).

Statistical Imputation

Statistical imputation refers to the substitution of acceptable estimated values for missing values. These imputed values cannot be directly distinguished from nonimputed values. Using statistical imputation, missing data were replaced with nonmissing values for selected variables. These variables can be identified in the codebook by their labels, within which can be found the words "IMPUTATION REVISED." In addition, most imputation-revised variables have names with the prefix "IR." (The imputation-revised employment status variable EMPSTATY is an exception to this rule. Also, although no missing data are possible for gender, the "IR" prefix for IRSEX is maintained for continuity with past years.) Associated indicator variables tell the user which values are imputed and which ones are not. These indicator variables have the words "IMPUTATION INDICATOR" in their labels and are identified with the prefix "II." For some imputation-revised variables, additional imputation indicators are available, identified with the prefix "II2," giving more details about the source of the imputed or logically assigned value. In most cases, the imputation-revised variable can be traced to a specific question in the questionnaire. However, the imputation-revised variable occasionally corresponds to an edited variable that was derived from several questions in the questionnaire.

With the 2012 survey, the core drug use variables are recency of use, frequency of use in the past 12 months, frequency of use in the past 30 days, and age at first use. Age of first daily cigarette use and binge drinking frequency²² in the past 30 days are also core drug use variables. Imputation of missing values in these core drug use variables was accomplished using an imputation procedure developed specifically for the survey in 1999 and called predictive mean neighborhood (PMN), which is a combination of model-assisted and nearest neighbor hot-deck imputation methods. The PMN method also was used in the 2012 survey to impute missing values in the core demographic, employment status, immigrant status, income, insurance, and roster-derived household composition variables, as well as variables associated with responding pairs. One group of variables for which the PMN method was not used is nicotine dependence. Instead, a weighted least squares regression was used to obtain continuous predicted means, which in turn were used directly as imputed values for this set of variables. More details on the methods used for imputation appear in the *2012 NSDUH Methodological Resource Book*.²³

For all imputation-revised variables except those associated with nicotine dependence, the levels within the variables are limited to the valid responses in the interview itself. If neither editing nor imputation was required for any of these variables, the levels for the edited and imputation-revised variables are the same, with each level corresponding to a valid interview response. If an edited variable has a logically assigned value for which no imputation was required, that logically assigned value was converted to the associated valid interview response in the imputation-revised variable. Finally, levels in the edited variable that do not correspond to a valid interview response indicate that the information available for that respondent was incomplete and, consequently, imputation was required. In the imputation-revised variable, these levels were replaced by imputed values corresponding to valid interview responses, which were made consistent with any preexisting information related to that variable. Examples of levels indicating incomplete information include "bad data," "don't know," and "refused." Also, in the case of recency of use, some levels in the edited variable describe a more general recency than was designated from a valid interview response, which, in the imputation-revised variable, were replaced by imputed values consistent with the general recency level.

Imputation Indicators

For each variable that includes imputed values, concomitant indicator variables distinguish imputed from nonimputed values. These associated variables have names nearly identical to the imputation-revised variables, except that the IR prefix was replaced by an II or an II2. In general, the imputation indicator variables with the II prefix have three levels:

- 1 = From interview
- 2 = Logically assigned
- 3 = Statistically imputed.

²² Binge alcohol use is defined as drinking five or more drinks on the same occasion (i.e., at the same time or within a couple of hours of each other) on at least 1 day in the past 30 days. Heavy alcohol use is defined as drinking five or more drinks on the same occasion on each of 5 or more days in the past 30 days; all heavy alcohol users are also binge alcohol users.

²³ See footnote 12.

These levels indicate whether the imputation-revised variable's value originated from interview responses, was logically assigned in the editing process, or was imputed. In some cases, the skip logic inherent in the CAI prevented a respondent from answering certain questions because of his or her responses to previous questions. For the drug use variables, if a respondent had been skipped out of a question, the response in the imputation-revised variables is coded as "never used" or is coded to indicate that the respondent had not used in the relevant time period. For other variables where this occurred, the imputation-revised variable has a level with a label indicating a legitimate skip. The imputation indicators associated with these variables also have an additional level, which likewise has a label indicating a legitimate skip. Typically, this level is given as 9 (= Legitimate skip), often with an accompanying explanation for the skip.

The variables that have an additional set of imputation indicators, as denoted by the prefix "II2," are IRHOGRP4, EMPSTAT4, EMPSTATY, and the recency and frequency of drug use variables. For IRHOGRP4, the II2 variable is simply a more detailed description of the sources of information for these variables. For EMPSTAT4 and EMPSTATY, the II2 variables provide more details about the constraints on imputed values, where the legitimate skip levels are equivalent to those given by the II variables. The drug use II2 variables are a result of the implementation of the flag-and-impute editing procedures on the recency-of-use data. Greater details on these editing procedures are given in the logical editing and processing section of this introduction. With these editing procedures, inconsistent responses in the recency-of-use variables were replaced by more general, consistent responses. Subsequently, the specific responses then were imputed. If the response from a recency-of-use variable was considered partially known, such as past year use of a given drug with the more specific recency unknown, imputed values had to be limited to what was consistent with this incomplete information. The types of partial information available for a given variable are as follows:

- 8 = Used at some point in the past 12 months LOGICALLY ASSIGNED
- 9 = Used at some point in lifetime LOGICALLY ASSIGNED
- 14 = Used more than 12 months ago LOGICALLY ASSIGNED
- 19 = Used more than 30 days ago LOGICALLY ASSIGNED
- 29 = Used more than 30 days ago but in the past 3 years LOGICALLY ASSIGNED
- 39 = Used within the past 3 years LOGICALLY ASSIGNED.

The last four levels (14, 19, 29, and 39) are for tobacco product use only. In the imputation indicator for drug use variables, level 3 indicates statistical imputation, but no detail is given regarding any available partial information. The II2 variable breaks out the II level 3 into the following levels:

- 3 = Statistically imputed data - lifetime use imputed
- 4 = Statistically imputed data - edited recency = 9
- 5 = Statistically imputed data - edited recency = 8
- 6 = Statistically imputed data - edited recency = 19

- 7 = Statistically imputed data - edited recency = 14
- 8 = Statistically imputed data - edited recency = 29
- 9 = Statistically imputed data - edited recency = 39.

Constraints and Consistency

The imputation of missing values in the core demographics and drug use variables was subject to numerous constraints to ensure that imputed values would be consistent with preexisting, nonmissing values. For multivariate analyses, the imputation-revised variables should be used as long as these variables all come from the core section of the interview. On the other hand, no attempt was made to ensure consistency between the imputation-revised core and noncore variables. Therefore, for analyses of relationships requiring imputation-revised variables from both the core and noncore sections of the interview, simultaneous use of these variables may not be appropriate.

Variance Estimation of Totals

Prevalence rates are the proportions of the population who exhibit characteristics of interest (such as substance use). Let \hat{p}_d represent the prevalence rate of interest for domain d . Then \hat{p}_d would be defined as the ratio

$$\hat{p}_d = \frac{\hat{Y}_d}{\hat{N}_d},$$

where $\hat{Y}_d = \sum_{i \in S} w_i \delta_i y_i$ represents the estimated number of persons exhibiting the characteristic of interest in domain d , $\hat{N}_d = \sum_{i \in S} w_i \delta_i$ represents the estimated population total for domain d , S represents the sample, w_i represents the analysis weight, δ_i represents an indicator variable that is defined as 1 if the i th sample unit is in domain d and is equal to 0 otherwise, and y_i represents an indicator variable that is defined as 1 if the i th sample unit exhibits the characteristic of interest and is equal to 0 otherwise.

The sampling error of an estimate is the error caused by the selection of a sample instead of conducting a census of the population. The sampling error may be reduced by selecting a large sample and/or by using efficient sample design and estimation strategies, such as stratification, optimal allocation, and ratio estimation. The use of probability sampling methods in NSDUH allows estimation of sampling error from the survey data. The standard errors (SEs, which are the square roots of the variances) are used to identify unreliable estimates and to test for the statistical significance of differences between estimates.

Suitable software packages, such as SUDAAN,²⁴ can be used to calculate direct estimates of \hat{Y}_d and \hat{N}_d (and, therefore, \hat{p}_d) and also can be used to estimate their respective SEs. Although the SEs of estimates of means and proportions can be calculated appropriately in

²⁴ See footnote 16.

software (such as SUDAAN) using a Taylor series linearization approach, SEs of estimates of totals may be underestimated in situations where the domain size is poststratified to data from the U.S. Census Bureau.

When the domain size, \hat{N}_d , is free of sampling error, an appropriate estimate of the SE for the total number of persons with a characteristic of interest is

$$SE(\hat{Y}_d) = \hat{N}_d SE(\hat{p}_d).$$

This approach is theoretically correct when the domain size estimates, \hat{N}_d , are among those forced to match their respective U.S. Census Bureau population estimates through the weight calibration process.²⁵ In these cases, \hat{N}_d is not subject to a sampling error induced by the NSDUH design. For estimated domain totals, \hat{Y}_d , where \hat{N}_d is not fixed (i.e., where domain size estimates are not forced to match the U.S. Census Bureau population estimates), this formulation still may provide a good approximation if it can be assumed that the sampling variation in \hat{N}_d is negligible relative to the sampling variation in \hat{p}_d . This is a reasonable assumption for many cases in this study.

For various subsets of estimates, the above approach yielded an underestimate of the variance of a total because \hat{N}_d was subject to considerable variation. Because of this underestimation, alternatives for estimating SEs of totals can be implemented.

A "mixed" method approach can be used to improve the accuracy of SEs and to better reflect the effects of poststratification on the variance of total estimates. This approach assigns the method of SE calculation to domains (subgroups for which the estimates were calculated) so that all estimates among a select set of domains with fixed \hat{N}_d were calculated using the formula above, and all other estimates were calculated directly in SUDAAN. The set of domains considered controlled (i.e., those with a fixed \hat{N}_d) was restricted to main effects and two-way interactions in order to maintain continuity between years. The use of such SEs did not affect the SE estimates for the corresponding proportions because all SEs for means and proportions are calculated directly in SUDAAN. [Table 1](#) contains a list of domains with fixed \hat{N}_d for the public use file.

²⁵ See footnote 12.

Table 1. Demographic Domains Forced to Match Their Respective U.S. Census Bureau Population Estimates through the Public Use File Weight Calibration Process: 2012

Main Effects	Two-Way Interactions
<p>Age Group 12-17 18-25 26-34 35+ All Combinations of Groups Listed Above¹</p> <p>Gender Male Female</p> <p>Race/Ethnicity Hispanic or Latino Not Hispanic or Latino, White Not Hispanic or Latino, Black Not Hispanic or Latino, Others</p>	<p>Age Group × Gender (e.g., Males Aged 12 to 17)</p>

¹Combinations of the age groups (including but not limited to 12 or older, 18 or older, 26 or older, and 35 or older) also were forced to match their respective U.S. Census Bureau population estimates through the weight calibration process.

Source: SAMHSA, Center for Behavioral Health Statistics and Quality, National Survey on Drug Use and Health, 2012.

Statistical Significance of Differences

Because of the 2002 NSDUH methodology changes, the 2002 data constitute a new baseline for tracking trends in substance use and other measures. *As noted previously, it is not considered appropriate to make comparisons of the 2002 through 2012 CAI estimates with 2001 and earlier NHSDA estimates to assess changes in substance use over time. If comparisons such as these are made, it is recommended that they be interpreted with caution.* For a more detailed description of the changes to the 2002 NSDUH methodology, see Appendix C of the national findings report for the 2002 NSDUH.²⁶

Customarily, the observed difference between estimates is evaluated in terms of its statistical significance. Statistical significance is based on the *p* value of the test statistic and refers to the probability that a difference as large as that observed would occur due to random variability in the estimates if there were no difference in the prevalence estimates for the population groups being compared. The significance of observed differences is generally reported at the .05 and .01 levels when the *p* value is defined as less than or equal to the designated significance level.

²⁶ Office of Applied Studies. (2003). *Results from the 2002 National Survey on Drug Use and Health: National findings* (HHS Publication No. SMA 03-3836, NSDUH Series H-22). Rockville, MD: Substance Abuse and Mental Health Services Administration.

When comparing prevalence estimates, one can test the null hypothesis (no difference between prevalence estimates) against the alternative hypothesis (there is a difference in prevalence estimates) using the standard difference in proportions test expressed as

$$Z = \frac{\hat{p}_1 - \hat{p}_2}{\sqrt{\text{var}(\hat{p}_1) + \text{var}(\hat{p}_2) - 2\text{cov}(\hat{p}_1, \hat{p}_2)}}$$

where \hat{p}_1 = first prevalence estimate, \hat{p}_2 = second prevalence estimate, $\text{var}(\hat{p}_1)$ = variance of first prevalence estimate, $\text{var}(\hat{p}_2)$ = variance of second prevalence estimate, and $\text{cov}(\hat{p}_1, \hat{p}_2)$ = covariance between \hat{p}_1 and \hat{p}_2 . Note that the first and second prevalence estimates may take the form of prevalence estimates from two different survey years (e.g., 2011 and 2012, respectively), prevalence estimates from sets of combined survey data (e.g., 2009-2010 annual averages and 2011-2012 annual averages, respectively), or prevalence estimates for populations of interest within a single survey year.

Under the null hypothesis, Z is asymptotically distributed as a normal random variable. Therefore, calculated values of Z can be referred to the unit normal distribution to determine the corresponding probability level (i.e., p value). Because the covariance term between the two estimates is not necessarily zero, SUDAAN²⁷ may be used to compute estimates of Z along with the associated p values such that the covariance term is calculated by taking the sample design into account. A similar procedure and formula for Z is used for testing between the estimated totals.

When comparing population subgroups defined by three or more levels of a categorical variable, log-linear chi-square tests of independence of the subgroup and the prevalence variables should be conducted first to control the error level for multiple comparisons. If Shah's Wald F test (transformed from the standard Wald chi-square and computed in SUDAAN) indicates overall significant differences, the significance of each particular pairwise comparison of interest should be tested using SUDAAN analytic procedures to properly account for the sample design.²⁸

If SUDAAN is not available to compute the significance testing, using published estimates can provide similar testing results. When comparing prevalence rates shown with SEs, t tests that assume independence for the difference of proportions can be performed and usually will provide the same results as tests performed in SUDAAN. However, where the p value is close to the predetermined level of significance, results may differ for two reasons: (1) the covariance term is included in the SUDAAN tests, whereas it is not included in t tests that assume independence; and (2) the reduced number of significant digits shown in the published estimates may cause rounding errors in the t tests assuming independence.

Although not generated in all NSDUH publications, some publications do include sampling error in the form of 95 percent confidence intervals (CIs). CIs for NSDUH are computed using degrees of freedom (df) and critical values of the t -distribution, which will

²⁷ See footnote 16.

²⁸ See footnote 16.

change depending on which sample of data is being analyzed. For more information about computing CIs and *df*, see Sections 8 and 6, respectively, in the 2011 statistical inference report.²⁹ In terms of testing for differences between prevalence rates shown with 95 percent CIs, it is important to note that two overlapping 95 percent CIs do not imply that their rates are statistically equivalent at the 5 percent level of significance.³⁰

Use of Sample Weights and Sample Design Variables

Data file users who wish to analyze data from multiple survey years, including 2012 (e.g., 2002 through 2012³¹), should first sort the combined data by the sample design variables VESTR (variance estimation [pseudo] stratum) and VEREP (variance estimation [pseudo] replicate within stratum). These variables then are specified in a software package, such as SUDAAN, to automatically account for the 50 percent overlap between successive years when estimating variances and SEs. The final person-level analysis weight on the data file should be used when analyzing data for any single year or when comparing estimates between years within a combined file containing data from multiple years. However, estimation of the annual average number of persons who have engaged in a particular behavior based upon pooled data from multiple years requires adjustment to the analysis weights. These adjusted weights would be created as the final weight divided by the number of years of combined data (e.g., the person-level weight divided by 11 for estimates based on the combined 2002 through 2012 data).

If a data file user is interested in generating estimates using some combination of quarter-level data, a sample weight can be created using the person-level analysis weight as follows:

$$\begin{aligned} \text{New Weight} &= (4/q) * \text{Person-Level} && \text{If the record represents a respondent in} \\ &\text{Analysis Weight} && \text{one of the quarters of interest} \\ &= 0 && \text{Otherwise,} \end{aligned}$$

where *q* = total number of quarters in the domain of interest.

For example, if one is interested in generating estimates for the first quarter of 2012, an appropriate sample weight would be constructed as follows:

$$\begin{aligned} \text{New Weight} &= (4/1) * \text{Person-Level} && \text{If the record represents a respondent in} \\ &\text{Analysis Weight} && \text{quarter 1} \\ &= 0 && \text{If the record represents a respondent in} \\ &&& \text{quarters 2, 3, or 4.} \end{aligned}$$

²⁹ Center for Behavioral Health Statistics and Quality. (2013). *2011 National Survey on Drug Use and Health: Methodological resource book*. Rockville, MD: Substance Abuse and Mental Health Services Administration. (See <https://www.samhsa.gov/data/population-data-nsduh/reports?tab=38>.)

³⁰ For additional information, see the following reference: Payton, M. E., Greenstone, M. H., & Schenker, N. (2003). Overlapping confidence intervals or standard error intervals: What do they mean in terms of statistical significance? *Journal of Insect Science*, 3, 34. <https://doi.org/10.1673/031.003.3401>. Also see the following reference for further details: Schenker, N., & Gentleman, J. F. (2001, August). On judging the significance of differences by examining the overlap between confidence intervals. *American Statistician*, 55(3), 182-186. <https://doi.org/10.1198/000313001317097960>

³¹ Changes in the sample design are accounted for in the sample design variables. Therefore, it is appropriate to combine 2002 through 2011 data with data from 2012 and onward.

If one is interested in generating estimates for the first half of 2012 (quarters 1 and 2), an appropriate sample weight would be constructed as follows:

$$\begin{aligned} \text{New Weight} &= (4/2) * \text{Person-Level Analysis Weight} && \text{If the record represents a respondent in quarters 1 or 2} \\ &= 0 && \text{If the record represents a respondent in quarters 3 or 4.} \end{aligned}$$

In years when a split-sample design is implemented, a special weight is developed for the split samples. When analysis with pooled data from multiple years is conducted, analysts should check the documents for that specific year on how to use the analysis weights in order to use a proper analysis weight for the pooled data analysis.

For example, in the 2004 NSDUH, adult respondents aged 18 or older were split approximately evenly, where respondents in sample A were administered the full adult mental health module as it had been administered in 2002 and 2003, and respondents in sample B were administered a short version of the adult mental health module in addition to the adult depression module as it was administered in 2005, 2006, and 2007. Thus, analyses using 2004 data from either the adult mental health module (renamed to the psychological distress module in 2005, 2006, and 2007) or the adult depression module need to be conducted using a different weight variable. For 2004, analyses that include the adult mental health variables for MDE and/or unadjusted SPD should involve the following:

1. Select either sample A or sample B by using the ADLTSAMP variable (ADLTSAMP = 1 corresponds to sample A, and ADLTSAMP = 2 corresponds to sample B) to restrict the analysis to the appropriate half sample.
2. When combining 2004 adult half-sample data with data for survey years that have comparably defined adult mental health variables, the weight variable (SPD analysis weight for 2004 and the person-level analysis weight for the other years in the analysis) should be divided by the total number of years in the analysis.

Confidentiality of Data

To protect the confidentiality of respondents to the 2012 NSDUH, the full analytic file of 68,309 persons was treated using a statistical disclosure limitation method called MASSC,^{32,33,34}

³² Singh, A. C. (2002). *Method for statistical disclosure limitation* (U.S. Patent Application Pub. No. US 2004/0049517A1). Research Triangle Park, NC: RTI International. The patent was granted in June 2006 (Patent No. US7058638B2).

³³ Singh, A. C., Yu, F., & Dunteman, G. H. (2003). MASSC: A new data mask for limiting statistical information loss and disclosure. In *Proceedings of the Joint UNECE/EUROSTAT Work Session on Statistical Data Confidentiality, Luxembourg* (Working Paper No. 23, pp. 373-394). Geneva, Switzerland: United Nations Statistical Commission and Economic Commission for Europe Conference of European Statisticians, European Commission Statistical Office of the European Communities (EUROSTAT).

³⁴ Singh, A., Yu, F., & Wilson, D. H. (2004, August). Measures of information loss and disclosure risk under MASSC treatment of micro-data for statistical disclosure limitation. In *Proceedings of the 2004 Joint Statistical Meetings, American Statistical Association, Section on Survey Research Methods, Toronto, Canada* (pp. 4374-4381). Alexandria, VA: American Statistical Association.

which consists of the following four major steps: **Micro Agglomeration**, optimal probabilistic **Substitution**, optimal probabilistic **Subsampling**, and optimal sampling weight **Calibration**. All directly identifying information on the file was eliminated. In addition, census region, state, and other geographic identifiers were removed. Moreover, the household link between respondents from the same household has not been included in the public use file.

All of the variables on the file were reviewed for the possibility of identifying the respondent by combining a number of them at one time. Variables considered to have a high potential of personal identification, as well as a high value for analysis, were treated by standard procedures of categorization and top-and-bottom coding. Using the selected key identifying variables, the data were partitioned into risk strata to control for level of treatment in the micro agglomeration step. In addition, two other techniques were used in MASSC to introduce sufficient uncertainty for any person who attempted to identify an individual and his or her confidential responses. First, on a random basis, a sample of records was drawn, and variables were substituted from a similar donor record. This step, referred to as substitution, introduces uncertainty about the identity of a record in the database. This process makes it difficult for an intruder to be certain that any record corresponds to a specific individual because some of the variables used to identify the record may have come from other individuals. Second, a portion of the records was randomly removed from the file to reduce the probability that any known respondent was in the public use file. This step, referred to as subsampling, introduces further uncertainty about the presence of a target record in the database. The result is that there is a very small probability of identifying an individual from the file.

Substitution and subsampling were done while simultaneously constraining the resultant file to a minimal increase in bias and a minimal decrease in precision for numerous estimates of drug use prevalence across a number of domains. In addition, the weights on the final file were recalibrated to known totals from the full restricted-use analytic file so as to minimize the decrease in precision owing to the two techniques. Under the MASSC framework, both disclosure risk and information loss are controlled and measured simultaneously.

A further disclosure control procedure includes the treatment of the design variables (VESTR and VEREP). These stratum and replicate identifiers were treated by coarsening, substitution, and scrambling. In addition, certain variables were recoded (e.g., by collapsing of rare levels) for confidentiality reasons.

A number of variables were reviewed after the above process was completed in order to determine the impact of these techniques on the bias and precision of estimates compared with those from the full (i.e., untreated) file. These variables included both variables for which partial records were substituted, as well as other variables that were not perturbed. In addition, the change in precision in estimates was studied for 340 combinations of 34 domains and 10 response variables (e.g., the combination of past month alcohol use in the 12 to 17 age group). The ratio of the estimates from the full file and the public use file was calculated for each domain and response variable combination. The average ratio over the 34 domains for the 10 response variables was within the 0.97 to 1.01 range. Similarly, to assess the decrease in precision, the SE was compared between the public use file and the full restricted-use file. For 8 out of the 10 response variables, the average increase in SEs over the 34 domains was about 6 to 10 percent,

with COCYR (cocaine past year use) and MRJMON (marijuana past month use) being the exceptions, with an increase in the SE of about 11 percent.

These statistical disclosure limitation methods have been implemented in such a way that the public use file continues to be representative of civilian members of the noninstitutionalized population in the United States.

Public Use File Estimates and Standard Errors

The sampling weights on the public use file were adjusted for subsampling and calibrated with respect to 45 demographic domains. A list of the domains can be found in [Table 1](#). Note that the domains found in [Table 1](#) are different from those shown in Table B.1 of the national findings report for the 2012 NSDUH³⁵ due to different adjustments applied to the weights on the public use file. Survey analysis software can be used with these weights, along with the sample design variables VESTR and VEREP, to estimate various parameters and their SEs. [Tables 2 and 3](#) show prevalence estimates and their SEs for certain demographic domains that were not included in the calibration constraints. [Table 2](#) shows the ratio of prevalence estimates and SEs from the public use file subsample to the full sample for past month marijuana use, a relatively high prevalence drug. [Table 3](#) shows the same ratios for past year heroin use, a relatively low prevalence drug. The results are shown for seven demographic domains.

Table 2. Past Month Marijuana Prevalence and Standard Error Ratios of the Public Use File Subsample to the Full Sample, by Seven Domains: 2012

Domain	Prevalence Ratio	Standard Error Ratio
Non-Hispanic American Indian or Alaska Native	0.92	1.02
Non-Hispanic Native Hawaiian or Other Pacific Islander	0.94	1.05
Non-Hispanic Asian	0.89	0.89
Non-Hispanic Two or More Races	0.98	1.10
Household with Four Members	0.99	1.08
Household with Five Members	1.02	0.98
Household with Six or More Members	0.97	1.08

Note: $Ratio = [Public\ use\ file\ subsample\ estimate / Full\ sample\ estimate]$.

Source: SAMHSA, Center for Behavioral Health Statistics and Quality, National Survey on Drug Use and Health, 2012.

³⁵ Center for Behavioral Health Statistics and Quality. (2013). *Results from the 2012 National Survey on Drug Use and Health: Summary of national findings* (HHS Publication No. SMA 13-4795, NSDUH Series H-46). Rockville, MD: Substance Abuse and Mental Health Services Administration.

Table 3. Past Year Heroin Prevalence and Standard Error Ratios of the Public Use File Subsample to the Full Sample, by Seven Domains: 2012

Domain	Prevalence Ratio	Standard Error Ratio
Non-Hispanic American Indian or Alaska Native	0.97	0.96
Non-Hispanic Native Hawaiian or Other Pacific Islander	.	.
Non-Hispanic Asian	.	.
Non-Hispanic Two or More Races	1.02	1.00
Household with Four Members	0.85	0.94
Household with Five Members	0.99	1.18
Household with Six or More Members	0.92	0.97

Note: *Ratio = [Public use file subsample estimate / Full sample estimate]*.

Missing cells are due to zero observed prevalence rate in certain race/ethnicity domains.

Source: SAMHSA, Center for Behavioral Health Statistics and Quality, National Survey on Drug Use and Health, 2012.

New and Corrected Data Since Last Release

Since the release of the previous version of the 2012 Public Use Data File and Codebook on February 6, 2015, a number of variables have been added (see [Table 4](#)).

Table 4. Variables Added to the 2012 Public Use Data File and Codebook

Module	Variable Added	Label
RECODED ADOLESCENT DEPRESSION	YMDEADA	YOUTH: PAST YEAR MDE AND SUB DEP OR ABUSE
RECODED ADOLESCENT DEPRESSION	YMDEIMDA	YOUTH: PY MDE W/ SEV IMPAIRMT AND SUB DEP OR ABUSE
RECODED ADULT MENTAL HEALTH/TREATMENT	AMHSVNO	NUM OF TYPES OF MNT HLTH TRT SRVCS RCVD INPST YR
RECODED ADULT MENTAL HEALTH/TREATMENT	AMHTXAND	PERCEIVED UNMET NEED AND RECEIPT OF MH TRT
RECODED DRUG USE	CIG1PACK	SMKED 1+ PCK OF CIGS PER DAY AMNG DLYSMKERS (1/0)
RECODED MENTAL HEALTH	LMMIYRU	LMMI IND (1/0) BASED ON REVISED PREDICTED SMIPROB
RECODED MENTAL HEALTH	LMMIADAU	LMMI AND DRUG/ALCOHOL DEP OR ABUSE (1/0)
RECODED SUBSTANCE TREATMENT	TXALNOIL	RCVD TRMT ANY LOC FOR ALC BUT NOT ILL - PSTYR

(continued)

Table 4. Variables Added to the 2012 Public Use Data File and Codebook (continued)

Module	Variable Added	Label
RECODED SUBSTANCE TREATMENT	TXILNOAL	RCVD TRMT ANY LOC FOR ILL DRG BUT NOT ALC -PST YR
RECODED SUBSTANCE TREATMENT	SPCALNIL	RCVD TRMT AT SPEC FAC FOR ALC NOT ILL DRG -PST YR
RECODED SUBSTANCE TREATMENT	SPCILNAL	RCVD TRMT AT SPEC FAC FOR ILL DRG NOT ALC -PST YR

For the sake of consistency with other variables, a modification was made to two variables for missing and legitimate skip values (see [Table 5](#)).

Table 5. Variables Updated in the 2012 Public Use Data File and Codebook

Module	Variable Updated	Label
NON-CORE DEMOGRAPHICS	EDUCATN2	WHAT GRADE IN NOW/WILL BE IN
EMPLOYMENT AND WORKPLACE	JBSTATR2	WORK SITUATION IN PAST WEEK - RECODE

The codebook section titled Selected Unedited Variables has been dropped. It was determined that the raw variables contained in this section provided no analytic value because edited versions exist on the data file. Additionally, the appendix titled Recoded Mental Health Module Variable Documentation has been renamed as Recoded Mental Health.

IDENTIFICATION

IDENTIFICATION

The following variable, QUESTID2, is a unique record identifier within a particular study year. The IDs may be repeated in other study years, so analysts should always consider the study year when using the QUESTID2. It should be noted that this variable was referred to as QUESTID in prior years.

QUESTID2 Len : 7 RESPONDENT IDENTIFICATION

The following variable, FILEDATE, represents the date the SAS data file was created.

FILEDATE Len : 10 CREATION DATE OF THE DATA FILE

TOBACCO

SELF-ADMINISTERED SUBSTANCE USE SECTIONS

TOBACCO

These questions are about your use of tobacco products. This includes cigarettes, chewing tobacco, snuff, cigars, and pipe tobacco. The first questions are about cigarettes only.

Have you ever smoked part or all of a cigarette?

CIGEVER	Len : 1	EVER SMOKED A CIGARETTE		
			Freq	Pct
		1 = Yes	27881	50.45
		2 = No.....	27387	49.55

If one of your best friends offered you a cigarette, would you smoke it?

CIGOFRSM	Len : 2	IF BEST FRIEND OFFERED, WOULD YOU SMOKE CIG		
			Freq	Pct
		1 = Definitely Yes.....	15	0.03
		2 = Probably Yes	147	0.27
		3 = Probably Not.....	1853	3.35
		4 = Definitely Not	12145	21.97
		94 = DON'T KNOW.....	4	0.01
		97 = REFUSED	7	0.01
		99 = LEGITIMATE SKIP	41097	74.36

At any time during the next 12 months do you think you will smoke a cigarette?

CIGWILYR	Len : 2	DO YOU THINK YOU'LL SMOKE CIG IN NEXT 12 MOS		
			Freq	Pct
		1 = Definitely Yes.....	13	0.02
		2 = Probably Yes	106	0.19
		3 = Probably Not.....	1652	2.99
		4 = Definitely Not	12396	22.43
		94 = DON'T KNOW.....	1	0.00
		97 = REFUSED	3	0.01
		99 = LEGITIMATE SKIP	41097	74.36

How old were you the first time you smoked part or all of a cigarette?

CIGTRY	Len : 3	AGE WHEN FIRST SMOKED A CIGARETTE		
			Freq	Pct
		RANGE = 1 - 68.....	27520	49.79
		985 = BAD DATA Logically assigned	202	0.37
		991 = NEVER USED CIGARETTES	27387	49.55
		994 = DON'T KNOW.....	125	0.23
		997 = REFUSED	34	0.06

Did you first smoke part or all of a cigarette in [CURRENT YEAR - 1] or [CURRENT YEAR]?

Did you first smoke part or all of a cigarette in [CURRENT YEAR - 2] or [CURRENT YEAR - 1]?

In what month in [CURRENT YEAR] did you first smoke part or all of a cigarette?

CIGYFU	Len : 4	YEAR OF FIRST CIGARETTE USE - RECODE		
			Freq	Pct
		RANGE = 2010 - 2012.....	2031	3.67
		9985 = BAD DATA Logically assigned	236	0.43
		9989 = LEGITIMATE SKIP Logically assigned.....	128	0.23
		9991 = NEVER USED CIGARETTES	27387	49.55
		9994 = DON'T KNOW	126	0.23
		9997 = REFUSED	35	0.06
		9998 = BLANK (NO ANSWER).....	131	0.24
		9999 = LEGITIMATE SKIP	25194	45.59

TOBACCO

In what month in [CURRENT YEAR] did you first smoke part or all of a cigarette?

In what month in [YEAR FROM CG04a or CG04b] did you first smoke part or all of a cigarette?

CIGMFU Len : 2 MONTH OF FIRST CIGARETTE USE - RECODE

	Freq	Pct
1 = January.....	166	0.30
2 = February.....	125	0.23
3 = March.....	163	0.29
4 = April.....	127	0.23
5 = May.....	121	0.22
6 = June.....	239	0.43
7 = July.....	233	0.42
8 = August.....	153	0.28
9 = September.....	150	0.27
10 = October.....	166	0.30
11 = November.....	135	0.24
12 = December.....	131	0.24
85 = BAD DATA Logically assigned.....	233	0.42
89 = LEGITIMATE SKIP Logically assigned.....	128	0.23
91 = NEVER USED CIGARETTES.....	27387	49.55
94 = DON'T KNOW.....	241	0.44
97 = REFUSED.....	42	0.08
98 = BLANK (NO ANSWER).....	134	0.24
99 = LEGITIMATE SKIP.....	25194	45.59

NOTE: This variable incorporates values from the two questions shown below. This variable also incorporates values from two probe questions that were asked when the respondent answered DON'T KNOW or REFUSED to the second question shown below.

Now think about the past 30 days - that is, from [DATEFILL] up to and including today. During the past 30 days, have you smoked part or all of a cigarette?

How long has it been since you last smoked part or all of a cigarette?

CIGREC Len : 2 TIME SINCE LAST SMOKED CIGARETTES

	Freq	Pct
1 = Within the past 30 days.....	12541	22.69
2 = More than 30 days ago but within the past 12 mos.....	3147	5.69
3 = More than 12 months ago but within the past 3 yrs.....	2690	4.87
4 = More than 3 years ago.....	9153	16.56
8 = Used at some point in the past 12 mos LOG ASSN.....	5	0.01
9 = Used at some point in the lifetime LOG ASSN.....	6	0.01
11 = Used in the past 30 days LOGICALLY ASSIGNED.....	3	0.01
14 = Used more than 12 months ago LOG ASSN.....	162	0.29
19 = Used more than 30 days ago LOG ASSN.....	62	0.11
29 = Used more than 30 dys ago but in pst 3 yr LOG ASSN.....	110	0.20
39 = Used within the past 3 years LOGICALLY ASSIGNED.....	2	0.00
91 = NEVER USED CIGARETTES.....	27387	49.55

During the past 30 days, that is since [DATEFILL], on how many days did you smoke part or all of a cigarette?

CIG30USE Len : 2 HOW MANY DAYS SMOKED CIG IN PAST 30 DAYS

	Freq	Pct
RANGE = 1 - 30.....	12412	22.46
91 = NEVER USED CIGARETTES.....	27387	49.55
93 = DID NOT USE CIGARETTES IN THE PAST 30 DAYS.....	15324	27.73
94 = DON'T KNOW.....	113	0.20
97 = REFUSED.....	16	0.03
98 = BLANK (NO ANSWER).....	16	0.03

TOBACCO

What is your best estimate of the number of days you smoked part or all of a cigarette during the past 30 days?

CG30EST

Len : 2 BEST EST. # DAYS SMOKED CIG PAST 30 DAYS

	Freq	Pct
1 = 1 or 2 days.....	15	0.03
2 = 3 to 5 days.....	8	0.01
3 = 6 to 9 days.....	13	0.02
4 = 10 to 19 days.....	21	0.04
5 = 20 to 29 days.....	14	0.03
6 = All 30 days.....	39	0.07
91 = NEVER USED CIGARETTES.....	27387	49.55
93 = DID NOT USE CIGARETTES IN THE PAST 30 DAYS.....	15324	27.73
94 = DON'T KNOW.....	14	0.03
97 = REFUSED.....	5	0.01
98 = BLANK (NO ANSWER).....	16	0.03
99 = LEGITIMATE SKIP.....	12412	22.46

On the [CG07 days / CIGDKRE] you smoked cigarettes during the past 30 days, how many cigarettes did you smoke per day, on average?

CIG30AV

Len : 2 AVG # CIGS SMOKED PER DAY/ON DAY SMOKED

	Freq	Pct
1 = Less than one cigarette per day.....	1436	2.60
2 = 1 cigarette per day.....	1506	2.72
3 = 2 to 5 cigarettes per day.....	3670	6.64
4 = 6 to 15 cigarettes per day (about 1/2 pack).....	3338	6.04
5 = 16 to 25 cigarettes per day (about 1 pack).....	1978	3.58
6 = 26 to 35 cigarettes per day (about 1 1/2 packs).....	419	0.76
7 = More than 35 cigs per day (abt 2 packs or more).....	160	0.29
91 = NEVER USED CIGARETTES.....	27387	49.55
93 = DID NOT USE CIGARETTES IN THE PAST 30 DAYS.....	15324	27.73
94 = DON'T KNOW.....	7	0.01
97 = REFUSED.....	13	0.02
98 = BLANK (NO ANSWER).....	30	0.05

TOBACCO

NOTE: The tobacco brand that respondents confirmed using most often in the past 30 days was recorded in the final 30-day brand variable for the type of tobacco.

CIG30BR2

Len : 4 CIG BRAND USED MOST OFTEN PAST MO - RECODE

	Freq	Pct
101 = Basic.....	115	0.21
102 = Benson & Hedges.....	28	0.05
104 = Camel.....	1651	2.99
105 = Capri.....	18	0.03
106 = Carlton.....	6	0.01
107 = Doral.....	42	0.08
109 = GPC.....	25	0.05
110 = Kent.....	4	0.01
111 = Kool.....	220	0.40
112 = Marlboro.....	5362	9.70
113 = Merit.....	9	0.02
114 = Misty.....	52	0.09
115 = Monarch.....	8	0.01
117 = More.....	7	0.01
118 = Newport.....	2456	4.44
119 = Pall Mall.....	493	0.89
120 = Parliament.....	131	0.24
121 = Private Label.....	3	0.01
122 = Salem.....	43	0.08
123 = Vantage.....	5	0.01
125 = Virginia Slims.....	64	0.12
126 = Winston.....	86	0.16
130 = Best Value.....	3	0.01
132 = Bugler (roll-your-own).....	25	0.05
137 = Eve.....	3	0.01
141 = L & M.....	150	0.27
142 = Lucky Strike.....	7	0.01
144 = Maverick.....	101	0.18
147 = Old Gold.....	28	0.05
148 = Players.....	3	0.01
149 = Pyramid.....	104	0.19
158 = Top (roll-your-own).....	92	0.17
161 = American Spirit.....	294	0.53
169 = Bronson.....	4	0.01
175 = Djarum cigarettes, Djarum Splash.....	21	0.04
176 = Drum rolling tobacco.....	5	0.01
178 = Dunhill cigarettes.....	4	0.01
404 = Black & Mild.....	17	0.03
423 = Swisher Sweets.....	14	0.03
492 = Prime Time Little Cigars.....	8	0.01
507 = Red River.....	4	0.01
508 = Southern Steel.....	3	0.01
810 = Electronic/smokeless cigarette; otherwise unspcfd.....	5	0.01
1008 = Rave cigarettes.....	8	0.01
1018 = USA Gold.....	156	0.28
1020 = Waves.....	5	0.01
1023 = Sport.....	3	0.01
1029 = Tourney.....	4	0.01
1040 = Smokin Joes cigarettes.....	4	0.01
1041 = Sonoma.....	32	0.06
1048 = Carnival.....	6	0.01
1064 = Seneca; company unspecified.....	49	0.09
1082 = Tahoe.....	3	0.01
1083 = Liggett Select.....	25	0.05
1089 = Grand Prix.....	7	0.01
1092 = Native.....	13	0.02
1112 = Kentucky's Best.....	4	0.01
1128 = Double Diamond cigarettes.....	3	0.01
1139 = 305's.....	22	0.04
1147 = Westport.....	4	0.01
1184 = Sky Dancer.....	6	0.01
1211 = Echo cigarettes.....	4	0.01
1219 = Brave, The.....	3	0.01
1221 = Cheyenne cigarettes.....	12	0.02
1227 = Gambler (roll-your-own).....	21	0.04
1268 = Decade.....	11	0.02
1276 = Fortuna.....	20	0.04
1283 = Rouseco Golden Harvest (roll-your-own).....	8	0.01
1313 = Criss cross (roll-your-own).....	5	0.01
1324 = Kentucky Select (roll-your-own).....	5	0.01

TOBACCO

1326 = Exeter	8	0.01
1329 = Smoker's Choice cigarettes.....	3	0.01
1335 = Good stuff (roll-your-own)	13	0.02
1344 = Edgefield.....	5	0.01
1359 = Timeless Time	12	0.02
1361 = Time	3	0.01
1998 = Roll-your-own cigarette; brand unspecified.....	36	0.07
1999 = Cigarette; brand otherwise unspecified	142	0.26
4207 = Racer little cigars	3	0.01
4295 = Santa Fe little cigars	5	0.01
4999 = Cigar/Cigarillo; brand otherwise unspecified.....	24	0.04
5999 = Pipe tobacco; brand otherwise unspecified	13	0.02
7999 = Not a tobacco product.....	4	0.01
9991 = NEVER USED CIGARETTES.....	27387	49.55
9993 = DID NOT USE CIGARETTES IN THE PAST 30 DAYS	15324	27.73
9994 = DON'T KNOW.....	88	0.16
9997 = REFUSED	16	0.03
9998 = BLANK (NO ANSWER).....	16	0.03

NOTE: The variable CIG30TPE corresponds to the variable CIG30TYP that existed prior to 2005. The name was changed due to the addition of a new level in 2005 for "Mediums." For this reason, data from CIG30TPE may not be comparable with data from CIG30TYP in prior years.

During the past 30 days, what type of cigarettes did you smoke most often?

CIG30TPE Len : 2 WHAT TYPE OF CIG SMOKED MOST PAST 30 DAYS

	Freq	Pct
1 = Lights.....	4135	7.48
2 = Ultra Lights	643	1.16
3 = Mediums.....	1255	2.27
4 = Full Flavor.....	6252	11.31
91 = NEVER USED CIGARETTES.....	27387	49.55
93 = DID NOT USE CIGARETTES IN THE PAST 30 DAYS	15324	27.73
94 = DON'T KNOW.....	125	0.23
97 = REFUSED	13	0.02
98 = BLANK (NO ANSWER).....	134	0.24

NOTE: Prior to 2004, the question corresponding to CIG30MEN asked whether respondents smoked menthol or regular cigarettes most often. In 2004, the question was changed to the yes/no question shown below, but the variable name stayed as CIG30MEN. This change in question content does not affect trend comparisons for 2004 onward. However, data in CIG30MEN for 2004 onward are not likely to be comparable with data in CIG30MEN for 2002 and 2003.

Were the cigarettes you smoked during the past 30 days menthol?

CIG30MEN Len : 2 MENTHOL OR REG CIG SMOKED MOST PAST 30 DAYS

	Freq	Pct
1 = Yes	5514	9.98
2 = No.....	6846	12.39
91 = NEVER USED CIGARETTES.....	27387	49.55
93 = DID NOT USE CIGARETTES IN THE PAST 30 DAYS	15324	27.73
94 = DON'T KNOW.....	63	0.11
98 = BLANK (NO ANSWER).....	134	0.24

What length were the Marlboro cigarettes you smoked most often during the past 30 days? Were they shorts, regulars (also known as king-sized), or 100s?

CIG30MLN Len : 2 MARLBORO CIG SMOKED PAST 30 DAYS SHORT, REG, 100'S

	Freq	Pct
1 = Shorts.....	1955	3.54
2 = Regulars or king-sized	2130	3.85
3 = 100s	1232	2.23
91 = NEVER USED CIGARETTES.....	27387	49.55
93 = DID NOT USE CIGARETTES IN THE PAST 30 DAYS	15324	27.73
94 = DON'T KNOW.....	38	0.07
98 = BLANK (NO ANSWER).....	127	0.23
99 = LEGITIMATE SKIP	7075	12.80

TOBACCO

During the past 30 days, that is since DATEFILL, have you smoked part or all of a roll-your-own tobacco cigarette?

CIG30RO2	Len : 2 HAVE YOU SMOKED ROLL-OWN CIG IN PAST 30 DAYS		
		Freq	Pct
	1 = Yes	2277	4.12
	2 = No.....	10257	18.56
	91 = NEVER USED CIGARETTES	27387	49.55
	93 = DID NOT USE CIGARETTES IN THE PAST 30 DAYS	15324	27.73
	94 = DON'T KNOW.....	5	0.01
	97 = REFUSED	2	0.00
	98 = BLANK (NO ANSWER).....	16	0.03

Has there ever been a period in your life when you smoked cigarettes every day for at least 30 days?

CIGDLYMO	Len : 2 EVER SMOKED CIG EVERY DAY FOR 30 DAYS		
		Freq	Pct
	1 = Yes	7386	13.36
	2 = No.....	13784	24.94
	5 = Yes LOGICALLY ASSIGNED (from skip pattern)	6697	12.12
	91 = NEVER USED CIGARETTES	27387	49.55
	94 = DON'T KNOW.....	11	0.02
	97 = REFUSED	3	0.01

How old were you when you first started smoking cigarettes every day?

CIGAGE	Len : 3 AGE WHEN FIRST STARTED SMOKING CIGARETTES EVERYDAY		
		Freq	Pct
	RANGE = 2 - 68.....	13982	25.30
	985 = BAD DATA Logically assigned	18	0.03
	991 = NEVER USED CIGARETTES	27387	49.55
	994 = DON'T KNOW.....	79	0.14
	997 = REFUSED	7	0.01
	998 = BLANK (NO ANSWER).....	11	0.02
	999 = LEGITIMATE SKIP (NEVER USED CIGS EVERYDAY).....	13784	24.94

Did you first start smoking cigarettes every day in [CURRENT YEAR - 1] or [CURRENT YEAR]?

Did you first start smoking cigarettes every day in [CURRENT YEAR - 2] or [CURRENT YEAR - 1]?

In what month in [CURRENT YEAR] did you first start smoking cigarettes every day?

CIGDLYFU	Len : 4 YEAR OF FIRST CIGARETTE USE EVERY DAY - RECODE		
		Freq	Pct
	RANGE = 2010 - 2012.....	754	1.36
	9985 = BAD DATA Logically assigned	36	0.07
	9989 = LEGITIMATE SKIP Logically assigned.....	77	0.14
	9991 = NEVER USED CIGARETTES	27387	49.55
	9994 = DON'T KNOW.....	83	0.15
	9997 = REFUSED	7	0.01
	9998 = BLANK (NO ANSWER).....	19	0.03
	9999 = LEGITIMATE SKIP	26905	48.68

TOBACCO

In what month in [CURRENT YEAR] did you first start smoking cigarettes every day?

In what month in [YEAR FROM CG16y1 or CG16y2] did you first start smoking cigarettes every day?

CIGDLMFU Len : 2 MONTH OF FIRST CIGARETTE USE EVERY DAY - RECODE

	Freq	Pct
1 = January.....	79	0.14
2 = February.....	57	0.10
3 = March.....	52	0.09
4 = April.....	48	0.09
5 = May.....	58	0.10
6 = June.....	90	0.16
7 = July.....	60	0.11
8 = August.....	71	0.13
9 = September.....	42	0.08
10 = October.....	58	0.10
11 = November.....	58	0.10
12 = December.....	36	0.07
85 = BAD DATA Logically assigned.....	36	0.07
89 = LEGITIMATE SKIP Logically assigned.....	77	0.14
91 = NEVER USED CIGARETTES.....	27387	49.55
94 = DON'T KNOW.....	127	0.23
97 = REFUSED.....	8	0.01
98 = BLANK (NO ANSWER).....	19	0.03
99 = LEGITIMATE SKIP.....	26905	48.68

Have you smoked at least 100 cigarettes in your entire life?

CIG100LF Len : 2 HAVE YOU SMOKED 100 CIGS IN YOUR LIFE

	Freq	Pct
1 = Yes.....	10135	18.34
2 = No.....	12171	22.02
3 = Yes LOGICALLY ASSIGNED.....	2	0.00
5 = Yes LOGICALLY ASSIGNED (from skip pattern).....	5492	9.94
91 = NEVER USED CIGARETTES.....	27387	49.55
94 = DON'T KNOW.....	77	0.14
97 = REFUSED.....	4	0.01

These next questions are about your use of snuff, sometimes called dip. Snuff is a finely ground form of tobacco that usually comes in a container called a tin. You can use snuff by placing a pinch or dip in your mouth between your lip and gum or between your cheek and gum. Snuff can also be inhaled through the nose. Snuff is sold in both loose form or in ready-to-use packets.

Have you ever used snuff, even once?

NOTE: This variable incorporates the value from a probe question that was asked when the respondent answered REFUSED to this question.

SNFEVER Len : 2 EVER USED SNUFF

	Freq	Pct
1 = Yes.....	7583	13.72
2 = No.....	47668	86.25
94 = DON'T KNOW.....	16	0.03
97 = REFUSED.....	1	0.00

How old were you the first time you used snuff?

SNUFTRY Len : 3 AGE WHEN FIRST USED SNUFF

	Freq	Pct
RANGE = 1 - 60.....	7411	13.41
985 = BAD DATA Logically assigned.....	101	0.18
991 = NEVER USED SNUFF.....	47668	86.25
994 = DON'T KNOW.....	58	0.10
997 = REFUSED.....	14	0.03
998 = BLANK (NO ANSWER).....	16	0.03

TOBACCO

Did you first use snuff in [CURRENT YEAR - 1] or [CURRENT YEAR]?

Did you first use snuff in [CURRENT YEAR - 2] or [CURRENT YEAR - 1]?

In what month in [CURRENT YEAR] did you first use snuff?

SNUFYFU	Len : 4 YEAR OF FIRST SNUFF USE - RECODE	Freq	Pct
	RANGE = 2010 - 2012.....	867	1.57
	9985 = BAD DATA Logically assigned.....	111	0.20
	9989 = LEGITIMATE SKIP Logically assigned.....	51	0.09
	9991 = NEVER USED SNUFF.....	47668	86.25
	9994 = DON'T KNOW.....	63	0.11
	9997 = REFUSED.....	15	0.03
	9998 = BLANK (NO ANSWER).....	83	0.15
	9999 = LEGITIMATE SKIP.....	6410	11.60

In what month in [CURRENT YEAR] did you first use snuff?

In what month in [YEAR FROM CG26a or CG26b] did you first use snuff?

SNUFMFU	Len : 2 MONTH OF FIRST SNUFF USE - RECODE	Freq	Pct
	1 = January.....	73	0.13
	2 = February.....	66	0.12
	3 = March.....	62	0.11
	4 = April.....	59	0.11
	5 = May.....	70	0.13
	6 = June.....	101	0.18
	7 = July.....	76	0.14
	8 = August.....	64	0.12
	9 = September.....	58	0.10
	10 = October.....	73	0.13
	11 = November.....	60	0.11
	12 = December.....	47	0.09
	85 = BAD DATA Logically assigned.....	110	0.20
	89 = LEGITIMATE SKIP Logically assigned.....	51	0.09
	91 = NEVER USED SNUFF.....	47668	86.25
	94 = DON'T KNOW.....	120	0.22
	97 = REFUSED.....	16	0.03
	98 = BLANK (NO ANSWER).....	84	0.15
	99 = LEGITIMATE SKIP.....	6410	11.60

NOTE: This variable incorporates values from the two questions shown below. This variable also incorporates values from two probe questions that were asked when the respondent answered DON'T KNOW or REFUSED to the second question shown below.

Now think about the past 30 days -- that is, from [DATEFILL] up to and including today. During the past 30 days, have you used snuff, even once?

How long has it been since you last used snuff?

SNFREC	Len : 2 TIME SINCE LAST USED SNUFF	Freq	Pct
	1 = Within the past 30 days.....	1979	3.58
	2 = More than 30 days ago but within the past 12 mos.....	1006	1.82
	3 = More than 12 months ago but within the past 3 yrs.....	1288	2.33
	4 = More than 3 years ago.....	3131	5.67
	8 = Used at some point in the past 12 mos LOG ASSN.....	6	0.01
	9 = Used at some point in the lifetime LOG ASSN.....	4	0.01
	14 = Used more than 12 months ago LOG ASSN.....	78	0.14
	19 = Used more than 30 days ago LOG ASSN.....	36	0.07
	29 = Used more than 30 dys ago but in pst 3 yr LOG ASSN.....	55	0.10
	91 = NEVER USED SNUFF.....	47668	86.25
	97 = REFUSED.....	1	0.00
	98 = BLANK (NO ANSWER).....	16	0.03

TOBACCO

During the past 30 days, that is since [DATEFILL], on how many days did you use snuff?

SNF30USE	Len : 2 HOW MANY DAYS USED SNUFF PAST 30 DAYS		
	RANGE = 1 - 30.....	Freq	Pct
	91 = NEVER USED SNUFF.....	1959	3.54
	93 = DID NOT USE SNUFF IN THE PAST 30 DAYS.....	47668	86.25
	94 = DON'T KNOW.....	5594	10.12
	97 = REFUSED.....	18	0.03
	98 = BLANK (NO ANSWER).....	3	0.01
		26	0.05

What is your best estimate of the number of days you used snuff during the past 30 days?

SN30EST	Len : 2 BEST EST. HOW MANY DAYS USED SNUFF PST 30 DAYS		
	1 = 1 or 2 days.....	Freq	Pct
	3 = 6 to 9 days.....	3	0.01
	4 = 10 to 19 days.....	2	0.00
	5 = 20 to 29 days.....	7	0.01
	6 = All 30 days.....	3	0.01
	91 = NEVER USED SNUFF.....	3	0.01
	93 = DID NOT USE SNUFF IN THE PAST 30 DAYS.....	47668	86.25
	94 = DON'T KNOW.....	5594	10.12
	97 = REFUSED.....	2	0.00
	98 = BLANK (NO ANSWER).....	1	0.00
	99 = LEGITIMATE SKIP.....	26	0.05
		1959	3.54

NOTE: The tobacco brand that respondents confirmed using most often in the past 30 days was recorded in the final 30-day brand variable for the type of tobacco.

SNF30BR2	Len : 4 SNUFF BRAND USED MOST OFTEN PAST MO - RECODE		
	301 = Copenhagen.....	Freq	Pct
	303 = Happy Days.....	614	1.11
	304 = Hawken.....	8	0.01
	305 = Kodiak.....	7	0.01
	307 = Silver Creek.....	43	0.08
	308 = Skoal.....	8	0.01
	309 = Timber Wolf.....	415	0.75
	312 = Cougar.....	28	0.05
	316 = Red Seal.....	3	0.01
	326 = Kayak.....	62	0.11
	332 = Grizzly.....	8	0.01
	338 = Longhorn.....	636	1.15
	341 = Husky.....	17	0.03
	349 = Camel Snus.....	5	0.01
	351 = Red Man snuff.....	55	0.10
	355 = Marlboro snus.....	18	0.03
	1999 = Cigarette; brand otherwise unspecified.....	7	0.01
	2999 = Chewing tobacco; brand otherwise unspecified.....	1	0.00
	3999 = Snuff; brand otherwise unspecified.....	5	0.01
	7999 = Not a tobacco product.....	24	0.04
	9991 = NEVER USED SNUFF.....	1	0.00
	9993 = DID NOT USE SNUFF IN THE PAST 30 DAYS.....	47668	86.25
	9994 = DON'T KNOW.....	5594	10.12
	9997 = REFUSED.....	13	0.02
	9998 = BLANK (NO ANSWER).....	2	0.00
		26	0.05

TOBACCO

The next questions are only about chewing tobacco.

Chewing tobacco is coarsely shredded tobacco that is sold in pouches of loose tobacco leaves or in a "plug" or "twist" form. To use chewing tobacco, you either chew it or hold it in your cheek or inside your lower lip.

Have you ever used chewing tobacco, even once?

NOTE: This variable incorporates the value from a probe question that was asked when the respondent answered REFUSED to this question.

CHEWEVER	Len : 2	EVER USED CHEW EVEN ONCE		
			Freq	Pct
		1 = Yes	5998	10.85
		2 = No.....	49264	89.14
		94 = DON'T KNOW.....	5	0.01
		97 = REFUSED	1	0.00

How old were you the first time you used chewing tobacco?

CHEWTRY	Len : 3	AGE WHEN FIRST USED CHEW		
			Freq	Pct
		RANGE = 1 - 67.....	5870	10.62
		985 = BAD DATA Logically assigned.....	69	0.12
		991 = NEVER USED CHEWING TOBACCO.....	49264	89.14
		994 = DON'T KNOW.....	52	0.09
		997 = REFUSED	8	0.01
		998 = BLANK (NO ANSWER).....	5	0.01

Did you first use chewing tobacco in [CURRENT YEAR - 1] or [CURRENT YEAR]?

Did you first use chewing tobacco in [CURRENT YEAR - 2] or [CURRENT YEAR - 1]?

In what month in [CURRENT YEAR] did you first use chewing tobacco?

CHEWYFU	Len : 4	YEAR OF FIRST CHEWING TOBACCO USE - RECODE		
			Freq	Pct
		RANGE = 2010 - 2012.....	526	0.95
		9985 = BAD DATA Logically assigned.....	65	0.12
		9989 = LEGITIMATE SKIP Logically assigned.....	25	0.05
		9991 = NEVER USED CHEWING TOBACCO.....	49264	89.14
		9994 = DON'T KNOW.....	54	0.10
		9997 = REFUSED	9	0.02
		9998 = BLANK (NO ANSWER).....	56	0.10
		9999 = LEGITIMATE SKIP	5269	9.53

TOBACCO

In what month in [CURRENT YEAR] did you first use chewing tobacco?

In what month in [YEAR FROM CG18a or CG18b] did you first use chewing tobacco?

CHEWMFU Len : 2 MONTH OF FIRST CHEWING TOBACCO USE - RECODE

	Freq	Pct
1 = January.....	46	0.08
2 = February.....	36	0.07
3 = March.....	34	0.06
4 = April.....	31	0.06
5 = May.....	39	0.07
6 = June.....	66	0.12
7 = July.....	48	0.09
8 = August.....	47	0.09
9 = September.....	42	0.08
10 = October.....	36	0.07
11 = November.....	31	0.06
12 = December.....	26	0.05
85 = BAD DATA Logically assigned.....	64	0.12
89 = LEGITIMATE SKIP Logically assigned.....	25	0.05
91 = NEVER USED CHEWING TOBACCO.....	49264	89.14
94 = DON'T KNOW.....	96	0.17
97 = REFUSED.....	11	0.02
98 = BLANK (NO ANSWER).....	57	0.10
99 = LEGITIMATE SKIP.....	5269	9.53

NOTE: This variable incorporates values from the two questions shown below. This variable also incorporates values from two probe questions that were asked when the respondent answered DON'T KNOW or REFUSED to the second question shown below.

Now think about the past 30 days, from [DATEFILL] up to and including today. During the past 30 days, have you used chewing tobacco, even once?

How long has it been since you last used chewing tobacco?

CHEWREC Len : 2 TIME SINCE LAST USED CHEWING TOBACCO

	Freq	Pct
1 = Within the past 30 days.....	892	1.61
2 = More than 30 days ago but within the past 12 mos.....	764	1.38
3 = More than 12 months ago but within the past 3 yrs.....	1011	1.83
4 = More than 3 years ago.....	3212	5.81
8 = Used at some point in the past 12 mos LOG ASSN.....	6	0.01
9 = Used at some point in the lifetime LOG ASSN.....	1	0.00
14 = Used more than 12 months ago LOG ASSN.....	58	0.10
19 = Used more than 30 days ago LOG ASSN.....	20	0.04
29 = Used more than 30 dys ago but in pst 3 yr LOG ASSN.....	34	0.06
91 = NEVER USED CHEWING TOBACCO.....	49264	89.14
97 = REFUSED.....	1	0.00
98 = BLANK (NO ANSWER).....	5	0.01

During the past 30 days, that is since [DATEFILL], on how many days did you use chewing tobacco?

CHW30USE Len : 2 HOW MANY DAYS USED CHEW IN PAST 30 DAYS

	Freq	Pct
RANGE = 1 - 30.....	881	1.59
91 = NEVER USED CHEWING TOBACCO.....	49264	89.14
93 = DID NOT USE CHEWING TOBACCO IN THE PAST 30 DAYS.....	5099	9.23
94 = DON'T KNOW.....	11	0.02
97 = REFUSED.....	1	0.00
98 = BLANK (NO ANSWER).....	12	0.02

TOBACCO

What is your best estimate of the number of days you used chewing tobacco during the past 30 days?

CH30EST	Len : 2 PAST 30 DAY ESTIMATE OF CHEWING TOBACCO	Freq	Pct
	1 = 1 or 2 days.....	4	0.01
	2 = 3 to 5 days.....	2	0.00
	3 = 6 to 9 days.....	2	0.00
	4 = 10 to 19 days.....	1	0.00
	5 = 20 to 29 days.....	1	0.00
	6 = All 30 days.....	1	0.00
	91 = NEVER USED CHEWING TOBACCO.....	49264	89.14
	93 = DID NOT USE CHEWING TOBACCO IN THE PAST 30 DAYS.....	5099	9.23
	97 = REFUSED.....	1	0.00
	98 = BLANK (NO ANSWER).....	12	0.02
	99 = LEGITIMATE SKIP.....	881	1.59

NOTE: The tobacco brand that respondents confirmed using most often in the past 30 days was recorded in the final 30-day brand variable for the type of tobacco.

CHW30BR2	Len : 4 CHEW BRAND USED MOST OFTEN PAST MO - RECODE	Freq	Pct
	201 = Beech-Nut.....	70	0.13
	202 = Chattanooga Chew.....	10	0.02
	203 = Day's Work.....	9	0.02
	204 = Granger.....	3	0.01
	206 = Levi Garrett.....	145	0.26
	207 = Red Fox.....	11	0.02
	208 = Red Man chewing tobacco.....	292	0.53
	209 = Taylor's Pride.....	6	0.01
	220 = Lancaster.....	3	0.01
	222 = Morgan's.....	3	0.01
	230 = Stoker chewing tobacco.....	3	0.01
	301 = Copenhagen.....	85	0.15
	305 = Kodiak.....	4	0.01
	308 = Skoal.....	75	0.14
	332 = Grizzly.....	89	0.16
	338 = Longhorn.....	7	0.01
	349 = Camel Snus.....	19	0.03
	2999 = Chewing tobacco; brand otherwise unspecified.....	39	0.07
	3999 = Snuff; brand otherwise unspecified.....	10	0.02
	9991 = NEVER USED CHEWING TOBACCO.....	49264	89.14
	9993 = DID NOT USE CHEWING TOBACCO IN THE PAST 30 DAYS.....	5099	9.23
	9994 = DON'T KNOW.....	8	0.01
	9997 = REFUSED.....	2	0.00
	9998 = BLANK (NO ANSWER).....	12	0.02

NOTE: The variables SLTTRY, SLTYFU, SLTMFU, SLTREC, and SLT30BR2 are recoded variables for the use of any smokeless tobacco product (either chewing tobacco or snuff). These variables were recoded from CHEWTRY, SNUFTRY, CHEWYFU, SNUFYFU, CHEWMFU, SNUFMFU, CHEWREC, SNFREC, CHW30BR2, and SNF30BR2. The variable SLT30FAV refers to the brand of smokeless tobacco used most often, and was recoded from Questions CG33a through CG33d.

SLTTRY	Len : 3 AGE WHEN FIRST USED ANY SMOKLESS TOB - RECODE	Freq	Pct
	RANGE = 1 - 67.....	8962	16.22
	985 = BAD DATA Logically assigned.....	16	0.03
	991 = NEVER USED SMOKELESS TOBACCO.....	46028	83.28
	994 = DON'T KNOW.....	84	0.15
	997 = REFUSED.....	22	0.04
	998 = BLANK (NO ANSWER).....	156	0.28

SLTYFU	Len : 4 YEAR OF FIRST SMOKELESS TOBACCO USE - RECODE	Freq	Pct
	RANGE = 2010 - 2012.....	953	1.72
	9985 = BAD DATA Logically assigned.....	99	0.18
	9989 = LEGITIMATE SKIP Logically assigned.....	53	0.10
	9991 = NEVER USED SMOKELESS TOBACCO.....	46028	83.28
	9994 = DON'T KNOW.....	90	0.16
	9997 = REFUSED.....	23	0.04
	9998 = BLANK (NO ANSWER).....	169	0.31
	9999 = LEGITIMATE SKIP.....	7853	14.21

TOBACCO

SLTMFU

Len : 2 MONTH OF FIRST SMOKELESS TOBACCO USE - RECODE

	Freq	Pct
1 = January	84	0.15
2 = February	69	0.12
3 = March	63	0.11
4 = April	66	0.12
5 = May	80	0.14
6 = June	108	0.20
7 = July	79	0.14
8 = August	72	0.13
9 = September	68	0.12
10 = October	80	0.14
11 = November	68	0.12
12 = December	47	0.09
85 = BAD DATA Logically assigned	99	0.18
89 = LEGITIMATE SKIP Logically assigned	53	0.10
91 = NEVER USED SMOKELESS TOBACCO	46028	83.28
94 = DON'T KNOW	148	0.27
97 = REFUSED	25	0.05
98 = BLANK (NO ANSWER)	178	0.32
99 = LEGITIMATE SKIP	7853	14.21

SLTREC

Len : 2 TIME SINCE LAST USED ANY SMOKLESS TOB - RECODE

	Freq	Pct
1 = Within the past 30 days	2290	4.14
2 = More than 30 days ago but within the past 12 mos	1182	2.14
3 = More than 12 months ago but within the past 3 yrs	1464	2.65
4 = More than 3 years ago	4050	7.33
8 = Used at some point in the past 12 mos LOG ASSN	12	0.02
9 = Used at some point in the lifetime LOG ASSN	5	0.01
14 = Used more than 12 months ago LOG ASSN	98	0.18
19 = Used more than 30 days ago LOG ASSN	42	0.08
29 = Used more than 30 dys ago but in pst 3 yr LOG ASSN	79	0.14
91 = NEVER USED SMOKELESS TOBACCO	46028	83.28
97 = REFUSED	1	0.00
98 = BLANK (NO ANSWER)	17	0.03

TOBACCO

NOTE: The tobacco brand that respondents confirmed using most often in the past 30 days was recorded in the final 30-day brand variable for the type of tobacco.

SLT30BR2 Len : 4 SMKLS TOB BRAND USED MOST OFTEN PAST MO - RECODE

	Freq	Pct
201 = Beech-Nut.....	24	0.04
202 = Chattanooga Chew	5	0.01
203 = Day's Work	5	0.01
206 = Levi Garrett.....	48	0.09
207 = Red Fox	6	0.01
208 = Red Man chewing tobacco.....	99	0.18
230 = Stoker chewing tobacco.....	3	0.01
301 = Copenhagen.....	628	1.14
303 = Happy Days	6	0.01
304 = Hawken.....	8	0.01
305 = Kodiak	43	0.08
307 = Silver Creek	7	0.01
308 = Skoal	449	0.81
309 = Timber Wolf	28	0.05
312 = Cougar.....	3	0.01
316 = Red Seal.....	59	0.11
326 = Kayak	9	0.02
332 = Grizzly	669	1.21
338 = Longhorn	21	0.04
341 = Husky	5	0.01
349 = Camel Snus.....	65	0.12
351 = Red Man snuff	8	0.01
355 = Marlboro snus.....	8	0.01
1999 = Cigarette; brand otherwise unspecified	1	0.00
2999 = Chewing tobacco; brand otherwise unspecified.....	35	0.06
3999 = Snuff; brand otherwise unspecified	24	0.04
7999 = Not a tobacco product.....	1	0.00
9991 = NEVER USED SMOKELESS TOBACCO	46028	83.28
9993 = DID NOT USE SMOKELESS TOBACCO IN THE PAST 30 DAYS.....	6915	12.51
9994 = DON'T KNOW.....	13	0.02
9997 = REFUSED	3	0.01
9998 = BLANK (NO ANSWER).....	42	0.08

The computer recorded that the chewing tobacco you used most often during the past 30 days was [CG22/RCG22/RRCG22 FILL] and that the snuff you used most often during the past 30 days was [CG30/RCG30/RRCG30 FILL]. Which of these two brands did you use most often during the past 30 days?

SLT30FAV Len : 2 WHICH BRAND CHEW OR SNUFF USED MOST

	Freq	Pct
1 = Brand reported from CHW30BR2.....	437	0.79
2 = Brand reported from SNF30BR2.....	1845	3.34
91 = NEVER USED SMOKELESS TOBACCO	46028	83.28
93 = DID NOT USE SMOKELESS TOBACCO IN THE PAST 30 DAYS.....	6915	12.51
97 = REFUSED	1	0.00
98 = BLANK (NO ANSWER).....	42	0.08

The next questions are about smoking cigars. By cigars we mean any kind, including big cigars, cigarillos, and even little cigars that look like cigarettes.

Have you ever smoked part or all of any type of cigar?

NOTE: This variable incorporates the value from a probe question that was asked when the respondent answered REFUSED to this question.

CIGAREVR Len : 2 EVER SMOKED PART OR ALL OF CIGAR

	Freq	Pct
1 = Yes	16373	29.62
2 = No.....	38883	70.35
94 = DON'T KNOW.....	9	0.02
97 = REFUSED	3	0.01

TOBACCO

How old were you the first time you smoked part or all of any type of cigar?

CIGARTRY	Len : 3 AGE WHEN FIRST SMOKED CIGAR		
	RANGE = 2 - 70.....	Freq	Pct
	985 = BAD DATA Logically assigned.....	16025	29.00
	991 = NEVER USED CIGARS.....	149	0.27
	994 = DON'T KNOW.....	38883	70.35
	997 = REFUSED.....	185	0.33
	998 = BLANK (NO ANSWER).....	17	0.03
		9	0.02

Did you first smoke part or all of a cigar in [CURRENT YEAR - 1] or [CURRENT YEAR]?

Did you first smoke part or all of a cigar in [CURRENT YEAR - 2] or [CURRENT YEAR - 1]?

In what month in [CURRENT YEAR] did you first smoke part or all of a cigar?

CIGARYFU	Len : 4 YEAR OF FIRST CIGAR USE - RECODE		
	RANGE = 2010 - 2012.....	Freq	Pct
	9985 = BAD DATA Logically assigned.....	2069	3.74
	9989 = LEGITIMATE SKIP Logically assigned.....	246	0.45
	9991 = NEVER USED CIGARS.....	93	0.17
	9994 = DON'T KNOW.....	38883	70.35
	9997 = REFUSED.....	190	0.34
	9998 = BLANK (NO ANSWER).....	17	0.03
	9999 = LEGITIMATE SKIP.....	82	0.15
		13688	24.77

In what month in [CURRENT YEAR] did you first smoke part or all of a cigar?

In what month in [YEAR FROM CG35a or CG35b] did you first smoke part or all of a cigar?

CIGARMFU	Len : 2 MONTH OF FIRST CIGAR USE - RECODE		
	1 = January.....	Freq	Pct
	2 = February.....	163	0.29
	3 = March.....	116	0.21
	4 = April.....	153	0.28
	5 = May.....	144	0.26
	6 = June.....	141	0.26
	7 = July.....	248	0.45
	8 = August.....	261	0.47
	9 = September.....	170	0.31
	10 = October.....	120	0.22
	11 = November.....	138	0.25
	12 = December.....	149	0.27
	85 = BAD DATA Logically assigned.....	139	0.25
	89 = LEGITIMATE SKIP Logically assigned.....	243	0.44
	91 = NEVER USED CIGARS.....	93	0.17
	94 = DON'T KNOW.....	38883	70.35
	97 = REFUSED.....	312	0.56
	98 = BLANK (NO ANSWER).....	22	0.04
	99 = LEGITIMATE SKIP.....	85	0.15
		13688	24.77

TOBACCO

NOTE: This variable incorporates values from the two questions shown below. This variable also incorporates values from two probe questions that were asked when the respondent answered DON'T KNOW or REFUSED to the second question shown below.

Now think about the past 30 days, from [DATEFILL] up to and including today. During the past 30 days, have you smoked part or all of any type of cigar?

How long has it been since you last smoked part or all of any type of cigar?

CIGARREC Len : 2 TIME SINCE LAST SMOKED CIGAR

	Freq	Pct
1 = Within the past 30 days.....	3533	6.39
2 = More than 30 days ago but within the past 12 mos	3546	6.42
3 = More than 12 months ago but within the past 3 yrs	3174	5.74
4 = More than 3 years ago	5841	10.57
8 = Used at some point in the past 12 mos LOG ASSN	5	0.01
9 = Used at some point in the lifetime LOG ASSN	4	0.01
11 = Used in the past 30 days LOGICALLY ASSIGNED	2	0.00
14 = Used more than 12 months ago LOG ASSN	87	0.16
19 = Used more than 30 days ago LOG ASSN	66	0.12
29 = Used more than 30 dys ago but in pst 3 yr LOG ASSN	113	0.20
39 = Used within the past 3 years LOGICALLY ASSIGNED	2	0.00
91 = NEVER USED CIGARS.....	38883	70.35
97 = REFUSED	3	0.01
98 = BLANK (NO ANSWER).....	9	0.02

During the past 30 days, that is since [DATEFILL], on how many days did you smoke part or all of a cigar?

CGR30USE Len : 2 HOW MANY DAYS SMOKED CIGAR IN PAST 30 DAYS

	Freq	Pct
RANGE = 1 - 30.....	3497	6.33
91 = NEVER USED CIGARS.....	38883	70.35
93 = DID NOT USE CIGARS IN THE PAST 30 DAYS	12827	23.21
94 = DON'T KNOW.....	34	0.06
97 = REFUSED	5	0.01
98 = BLANK (NO ANSWER).....	22	0.04

What is your best estimate of the number of days you smoked part or all of a cigar during the past 30 days?

CI30EST Len : 2 BEST EST. # DAYS SMOKED CIGAR PAST 30 DAYS

	Freq	Pct
1 = 1 or 2 days.....	14	0.03
2 = 3 to 5 days	8	0.01
3 = 6 to 9 days	2	0.00
4 = 10 to 19 days	5	0.01
6 = All 30 days.....	1	0.00
91 = NEVER USED CIGARS.....	38883	70.35
93 = DID NOT USE CIGARS IN THE PAST 30 DAYS	12827	23.21
94 = DON'T KNOW.....	6	0.01
97 = REFUSED	3	0.01
98 = BLANK (NO ANSWER).....	22	0.04
99 = LEGITIMATE SKIP	3497	6.33

TOBACCO

NOTE: The tobacco brand that respondents confirmed using most often in the past 30 days was recorded in the final 30-day brand variable for the type of tobacco.

CGR30BR2

Len : 4 CIGAR BRAND USED MOST OFTEN PAST MO - RECODE

	Freq	Pct
104 = Camel	5	0.01
112 = Marlboro	12	0.02
118 = Newport	5	0.01
401 = Antonio y Cleopatra	18	0.03
402 = Backwoods	91	0.16
404 = Black & Mild	1234	2.23
405 = Captain Black	11	0.02
407 = Cuesta-Rey	4	0.01
408 = Dutch Masters	138	0.25
409 = El Producto	3	0.01
411 = Garcia y Vega	41	0.07
412 = Havatampa	11	0.02
413 = King Edward	12	0.02
414 = La Corona	7	0.01
416 = Macanudos	32	0.06
418 = Partagas	9	0.02
419 = Phillies	92	0.17
423 = Swisher Sweets	611	1.11
424 = Tijuana Smalls	12	0.02
426 = White Owl	205	0.37
428 = Winchester	18	0.03
429 = Al Capone	87	0.16
431 = Arturo Fuente	40	0.07
432 = Ashton	9	0.02
437 = Blackstone	11	0.02
439 = Blunts; brand unspecified	3	0.01
443 = Cohiba cigars	72	0.13
448 = Cuban cigars; brand unspecified	11	0.02
449 = Cubana; brand unspecified	3	0.01
486 = Montecristo	31	0.06
490 = Padron	5	0.01
492 = Prime Time Little Cigars	37	0.07
494 = Punch	14	0.03
496 = Romeo y Julieta	67	0.12
1999 = Cigarette; brand otherwise unspecified	3	0.01
4005 = Thompson	3	0.01
4016 = Dominican cigars; brand unspecified	5	0.01
4045 = Havana Honey	3	0.01
4054 = Acid	30	0.05
4064 = Djarum cigarillos	20	0.04
4072 = K. Hansotia Gurhka	5	0.01
4083 = C.A.O.	5	0.01
4207 = Racer little cigars	3	0.01
4237 = Rocky Patels	7	0.01
4265 = Cheyenne little cigars	26	0.05
4283 = Supreme Blend little cigars	4	0.01
4295 = Santa Fe little cigars	8	0.01
4306 = Red Buck little cigars	4	0.01
4312 = Golden Harvest little cigars	4	0.01
4347 = Game	7	0.01
4350 = Double Diamond cigars	3	0.01
4367 = Clipper little cigars	6	0.01
4375 = 1839 cigars	3	0.01
4391 = Zig Zag cigarillos	3	0.01
4419 = Room 101 305s	4	0.01
4434 = 38 Special little cigars	3	0.01
4998 = Homemade cigars	3	0.01
4999 = Cigar/Cigarillo; brand otherwise unspecified	252	0.46
7999 = Not a tobacco product	1	0.00
9991 = NEVER USED CIGARS	38883	70.35
9993 = DID NOT USE CIGARS IN THE PAST 30 DAYS	12827	23.21
9994 = DON'T KNOW	147	0.27
9997 = REFUSED	13	0.02
9998 = BLANK (NO ANSWER)	22	0.04

TOBACCO

These last questions on tobacco products are about using a pipe to smoke tobacco. Have you ever smoked tobacco in a pipe, even once?

NOTE: This variable incorporates the value from a probe question that was asked when the respondent answered REFUSED to this question.

PIPEVER Len : 2 EVER SMOKED PIPE TOBACCO

	Freq	Pct
1 = Yes	4794	8.67
2 = No.....	50465	91.31
94 = DON'T KNOW.....	8	0.01
97 = REFUSED	1	0.00

During the past 30 days, that is since [DATEFILL], have you smoked tobacco in a pipe, even once?

PIPE30DY Len : 2 HAVE YOU SMOKED PIPE TOBACCO IN PAST 30 DAYS

	Freq	Pct
1 = Yes	626	1.13
2 = No.....	4167	7.54
91 = NEVER USED PIPE TOBACCO	50465	91.31
94 = DON'T KNOW.....	1	0.00
97 = REFUSED	1	0.00
98 = BLANK (NO ANSWER).....	8	0.01

ALCOHOL

ALCOHOL

These questions are about drinks of alcoholic beverages. Throughout these questions, by a "drink" we mean a can or bottle of beer, a glass of wine or a wine cooler, a shot of liquor, or a mixed drink with liquor in it. We are not asking about times when you only had a sip or two from a drink.

Have you ever, even once, had a drink of any type of alcoholic beverage? Please do not include times when you only had a sip or two from a drink.

ALCEVER Len : 2 EVER HAD DRINK OF ALCOHOLIC BEVERAGE

	Freq	Pct
1 = Yes	38760	70.13
2 = No.....	16489	29.83
85 = BAD DATA Logically assigned.....	2	0.00
94 = DON'T KNOW.....	8	0.01
97 = REFUSED	9	0.02

Think about the first time you had a drink of an alcoholic beverage. How old were you the first time you had a drink of an alcoholic beverage? Please do not include any time when you only had a sip or two from a drink.

ALCTRY Len : 3 AGE WHEN FIRST DRANK ALCOHOLIC BEVERAGE

	Freq	Pct
RANGE = 1 - 85.....	38235	69.18
985 = BAD DATA Logically assigned.....	144	0.26
991 = NEVER USED ALCOHOL.....	16489	29.83
994 = DON'T KNOW.....	304	0.55
997 = REFUSED	88	0.16
998 = BLANK (NO ANSWER).....	8	0.01

Did you first have a drink of an alcoholic beverage in [CURRENT YEAR - 1] or [CURRENT YEAR]?

Did you first have a drink of an alcoholic beverage in [CURRENT YEAR - 2] or [CURRENT YEAR - 1]?

In what month in [CURRENT YEAR] did you first have a drink of an alcoholic beverage?

ALCYFU Len : 4 YEAR OF FIRST ALCOHOL USE - RECODE

	Freq	Pct
RANGE = 2010 - 2012.....	4232	7.66
9985 = BAD DATA Logically assigned.....	386	0.70
9989 = LEGITIMATE SKIP Logically assigned.....	196	0.35
9991 = NEVER USED ALCOHOL.....	16489	29.83
9994 = DON'T KNOW.....	309	0.56
9997 = REFUSED	94	0.17
9998 = BLANK (NO ANSWER).....	13	0.02
9999 = LEGITIMATE SKIP	33549	60.70

ALCOHOL

In what month in [CURRENT YEAR] did you first have a drink of an alcoholic beverage?

In what month in [YEAR FROM AL02a or AL02b] did you first have a drink of an alcoholic beverage?

ALCMFU	Len : 2 MONTH OF FIRST ALCOHOL USE - RECODE		
		Freq	Pct
	1 = January.....	481	0.87
	2 = February.....	218	0.39
	3 = March.....	275	0.50
	4 = April.....	231	0.42
	5 = May.....	256	0.46
	6 = June.....	503	0.91
	7 = July.....	515	0.93
	8 = August.....	307	0.56
	9 = September.....	254	0.46
	10 = October.....	269	0.49
	11 = November.....	238	0.43
	12 = December.....	440	0.80
	85 = BAD DATA Logically assigned.....	386	0.70
	89 = LEGITIMATE SKIP Logically assigned.....	196	0.35
	91 = NEVER USED ALCOHOL.....	16489	29.83
	94 = DON'T KNOW.....	539	0.98
	97 = REFUSED.....	109	0.20
	98 = BLANK (NO ANSWER).....	13	0.02
	99 = LEGITIMATE SKIP.....	33549	60.70

How long has it been since you last drank an alcoholic beverage?

ALCREC	Len : 2 TIME SINCE LAST DRANK ALCOHOLIC BEVERAGE		
		Freq	Pct
	1 = Within the past 30 days.....	24156	43.71
	2 = More than 30 days ago but within the past 12 mos.....	8274	14.97
	3 = More than 12 months ago.....	5655	10.23
	8 = Used at some point in the past 12 mos LOG ASSN.....	330	0.60
	9 = Used at some point in the lifetime LOG ASSN.....	336	0.61
	11 = Used in the past 30 days LOGICALLY ASSIGNED.....	9	0.02
	85 = BAD DATA Logically assigned.....	2	0.00
	91 = NEVER USED ALCOHOL.....	16489	29.83
	97 = REFUSED.....	9	0.02
	98 = BLANK (NO ANSWER).....	8	0.01

ALCYRTOT	Len : 3 TOTAL # OF DAYS USED ALCOHOL IN PAST 12 MOS		
		Freq	Pct
	RANGE = 1 - 365.....	32366	58.56
	985 = BAD DATA Logically assigned.....	111	0.20
	991 = NEVER USED ALCOHOL.....	16489	29.83
	993 = DID NOT USE ALCOHOL IN THE PAST 12 MOS.....	5655	10.23
	994 = DON'T KNOW.....	216	0.39
	997 = REFUSED.....	87	0.16
	998 = BLANK (NO ANSWER).....	344	0.62

ALTOTFG	Len : 2 TRIMMING INDICATOR FOR ALCYRTOT		
		Freq	Pct
	1 = Trimmed to 365 days (no further editing).....	8	0.01
	2 = Trimmed relative to the 30-day freq.....	289	0.52
	98 = BLANK (NO ANSWER).....	54971	99.46

ALFQFLG	Len : 2 TRIMMED ALCYRTOT IF R USED < 12 MOS		
		Freq	Pct
	1 = Trimmed to be consistent with mo/yr of 1st use.....	891	1.61
	98 = BLANK (NO ANSWER).....	54377	98.39

ALCOHOL

Now think about the past 12 months, from [DATEFILL] through today. We want to know how many days you've had a drink of an alcoholic beverage during the past 12 months.

What would be the easiest way for you to tell us how many days you drank alcoholic beverages?

ALBSTWAY Len : 2 EASIEST WAY TO TELL US # DAYS DRANK ALCOHOL

	Freq	Pct
1 = Prefer to answer in days per week	10582	19.15
2 = Prefer to answer in days per month	11847	21.44
3 = Prefer to answer in days per year	9702	17.55
11 = Prefer to ans in days per wk LOG ASSN.....	49	0.09
12 = Prefer to ans in days per mo LOG ASSN.....	61	0.11
13 = Prefer to ans in days per yr LOG ASSN.....	299	0.54
85 = BAD DATA Logically assigned.....	110	0.20
91 = NEVER USED ALCOHOL.....	16489	29.83
93 = DID NOT USE ALCOHOL IN THE PAST 12 MOS	5655	10.23
94 = DON'T KNOW.....	87	0.16
97 = REFUSED	43	0.08
98 = BLANK (NO ANSWER).....	344	0.62

On how many days in the past 12 months did you drink an alcoholic beverage?

ALDAYPYR Len : 3 NUMBER DAYS DRANK ALCOHOL IN PAST 12 MOS

	Freq	Pct
RANGE = 1 - 366.....	9968	18.04
985 = BAD DATA Logically assigned.....	61	0.11
989 = LEGITIMATE SKIP Logically assigned.....	119	0.22
991 = NEVER USED ALCOHOL.....	16489	29.83
993 = DID NOT USE ALCOHOL IN THE PAST 12 MOS	5655	10.23
994 = DON'T KNOW.....	117	0.21
997 = REFUSED	45	0.08
998 = BLANK (NO ANSWER).....	394	0.71
999 = LEGITIMATE SKIP	22420	40.57

On average, how many days did you drink an alcoholic beverage each month during the past 12 months?

ALDAYPMO Len : 2 # DAYS PER MONTH DRANK ALCOHOL IN PAST 12 MOS

	Freq	Pct
RANGE = 1 - 31.....	11849	21.44
85 = BAD DATA Logically assigned.....	34	0.06
89 = LEGITIMATE SKIP Logically assigned.....	52	0.09
91 = NEVER USED ALCOHOL.....	16489	29.83
93 = DID NOT USE ALCOHOL IN THE PAST 12 MOS	5655	10.23
94 = DON'T KNOW.....	160	0.29
97 = REFUSED	56	0.10
98 = BLANK (NO ANSWER).....	426	0.77
99 = LEGITIMATE SKIP	20547	37.18

On average, how many days did you drink an alcoholic beverage each week during the past 12 months?

ALDAYPWK Len : 2 # DAYS PER WEEK DRANK ALCOHOL IN PAST 12 MOS

	Freq	Pct
RANGE = 1 - 7.....	10549	19.09
85 = BAD DATA Logically assigned.....	19	0.03
91 = NEVER USED ALCOHOL.....	16489	29.83
93 = DID NOT USE ALCOHOL IN THE PAST 12 MOS	5655	10.23
94 = DON'T KNOW.....	210	0.38
97 = REFUSED	86	0.16
98 = BLANK (NO ANSWER).....	443	0.80
99 = LEGITIMATE SKIP	21817	39.47

ALCOHOL

Think specifically about the past 30 days, from [DATEFILL], up to and including today. During the past 30 days, on how many days did you drink one or more drinks of an alcoholic beverage?

ALCDAYS	Len : 2 # DAYS HAD ONE OR MORE DRINKS PAST 30 DAYS		
	RANGE = 1 - 30.....	23831	43.12
	85 = BAD DATA Logically assigned.....	445	0.81
	91 = NEVER USED ALCOHOL.....	16489	29.83
	93 = DID NOT USE ALCOHOL IN THE PAST 30 DAYS.....	13929	25.20
	94 = DON'T KNOW.....	122	0.22
	97 = REFUSED.....	43	0.08
	98 = BLANK (NO ANSWER).....	409	0.74

What is your best estimate of the number of days you drank alcohol during the past 30 days?

AL30EST	Len : 2 BEST ESTIMATE # DAYS HAD ONE OR MORE DRINKS		
	1 = 1 or 2 days.....	58	0.10
	2 = 3 to 5 days.....	30	0.05
	3 = 6 to 9 days.....	24	0.04
	4 = 10 to 19 days.....	24	0.04
	5 = 20 to 29 days.....	5	0.01
	6 = All 30 days.....	2	0.00
	91 = NEVER USED ALCOHOL.....	16489	29.83
	93 = DID NOT USE ALCOHOL IN THE PAST 30 DAYS.....	13929	25.20
	94 = DON'T KNOW.....	12	0.02
	97 = REFUSED.....	18	0.03
	98 = BLANK (NO ANSWER).....	860	1.56
	99 = LEGITIMATE SKIP.....	23817	43.09

ALDYSFG	Len : 2 REVISION INDICATOR FOR ALCDAYS		
	1 = Edited for consistency with ALCYRTOT or DR5DAY.....	17	0.03
	98 = BLANK (NO ANSWER).....	55251	99.97

On the ALC30DAY/ALCESTFL days that you drank during the past 30 days, how many drinks did you usually have? Count as a drink a can or bottle of beer; a wine cooler or a glass of wine, champagne, or sherry; a shot of liquor or a mixed drink or cocktail.

NODR30A	Len : 3 USUAL # OF DRINKS PER DAY PAST 30 DAYS		
	RANGE = 1 - 90.....	22813	41.28
	975 = AT LEAST 5 Logically assigned.....	994	1.80
	985 = BAD DATA Logically assigned.....	214	0.39
	991 = NEVER USED ALCOHOL.....	16489	29.83
	993 = DID NOT USE ALCOHOL IN THE PAST 30 DAYS.....	13929	25.20
	994 = DON'T KNOW.....	106	0.19
	997 = REFUSED.....	46	0.08
	998 = BLANK (NO ANSWER).....	677	1.22

During the past 30 days, that is since [DATEFILL], on how many days did you have 5 or more drinks on the same occasion? By "occasion," we mean at the same time or within a couple of hours of each other.

DR5DAY	Len : 2 # DAYS HAD FIVE OR MORE DRINKS PAST 30 DAYS		
	RANGE = 0 - 30.....	23587	42.68
	80 = NO OCCAS OF 5+ DRINKS PST 30 DAYS Log assn.....	52	0.09
	85 = BAD DATA Logically assigned.....	214	0.39
	91 = NEVER USED ALCOHOL.....	16489	29.83
	93 = DID NOT USE ALCOHOL IN THE PAST 30 DAYS.....	13929	25.20
	94 = DON'T KNOW.....	247	0.45
	97 = REFUSED.....	73	0.13
	98 = BLANK (NO ANSWER).....	677	1.22

MARIJUANA

MARIJUANA

The next questions are about marijuana and hashish. Marijuana is also called pot or grass. Marijuana is usually smoked, either in cigarettes, called joints, or in a pipe. It is sometimes cooked in food. Hashish is a form of marijuana that is also called "hash." It is usually smoked in a pipe. Another form of hashish is hash oil.

Have you ever, even once, used marijuana or hashish?

MJEVER	Len : 2	EVER USED MARIJUANA/HASHISH		
			Freq	Pct
		1 = Yes	22235	40.23
		2 = No	32994	59.70
		85 = BAD DATA Logically assigned	1	0.00
		94 = DON'T KNOW	11	0.02
		97 = REFUSED	27	0.05

How old were you the first time you used marijuana or hashish?

MJAGE	Len : 3	AGE WHEN FIRST USED MARIJUANA/HASHISH		
			Freq	Pct
		RANGE = 2 - 69	22076	39.94
		985 = BAD DATA Logically assigned	57	0.10
		991 = NEVER USED MARIJUANA	32994	59.70
		994 = DON'T KNOW	84	0.15
		997 = REFUSED	46	0.08
		998 = BLANK (NO ANSWER)	11	0.02

Did you first use marijuana or hashish in [CURRENT YEAR - 1] or [CURRENT YEAR]?

Did you first use marijuana or hashish in [CURRENT YEAR - 2] or [CURRENT YEAR - 1]?

In what month in [CURRENT YEAR] did you first use marijuana or hashish?

MJYFU	Len : 4	YEAR OF FIRST MARIJUANA/HASHISH USE - RECODE		
			Freq	Pct
		RANGE = 2010 - 2012	2190	3.96
		9985 = BAD DATA Logically assigned	176	0.32
		9989 = LEGITIMATE SKIP Logically assigned	127	0.23
		9991 = NEVER USED MARIJUANA	32994	59.70
		9994 = DON'T KNOW	91	0.16
		9997 = REFUSED	47	0.09
		9998 = BLANK (NO ANSWER)	14	0.03
		9999 = LEGITIMATE SKIP	19629	35.52

In what month in [CURRENT YEAR] did you first use marijuana or hashish?

In what month in [YEAR FROM MJ03a or MJ03b] did you first use marijuana or hashish?

MJMFU	Len : 2	MONTH OF FIRST MARIJUANA/HASHISH USE - RECODE		
			Freq	Pct
		1 = January	187	0.34
		2 = February	162	0.29
		3 = March	181	0.33
		4 = April	159	0.29
		5 = May	135	0.24
		6 = June	255	0.46
		7 = July	202	0.37
		8 = August	165	0.30
		9 = September	159	0.29
		10 = October	164	0.30
		11 = November	156	0.28
		12 = December	140	0.25
		85 = BAD DATA Logically assigned	176	0.32
		89 = LEGITIMATE SKIP Logically assigned	127	0.23
		91 = NEVER USED MARIJUANA	32994	59.70
		94 = DON'T KNOW	208	0.38
		97 = REFUSED	55	0.10
		98 = BLANK (NO ANSWER)	14	0.03
		99 = LEGITIMATE SKIP	19629	35.52

MARIJUANA

How long has it been since you last used marijuana or hashish?

MJREC	Len : 2 TIME SINCE LAST USED MARIJUANA/HASHISH		
		Freq	Pct
	1 = Within the past 30 days.....	5932	10.73
	2 = More than 30 days ago but within the past 12 mos	4168	7.54
	3 = More than 12 months ago.....	11788	21.33
	8 = Used at some point in the past 12 mos LOG ASSN	180	0.33
	9 = Used at some point in the lifetime LOG ASSN	163	0.29
	11 = Used in the past 30 days LOGICALLY ASSIGNED.....	4	0.01
	85 = BAD DATA Logically assigned.....	1	0.00
	91 = NEVER USED MARIJUANA	32994	59.70
	97 = REFUSED	27	0.05
	98 = BLANK (NO ANSWER).....	11	0.02

MJYRTOT	Len : 3 TOTAL # OF DAYS USED MARIJUANA IN PAST 12 MOS		
		Freq	Pct
	RANGE = 1 - 365.....	10041	18.17
	985 = BAD DATA Logically assigned.....	123	0.22
	991 = NEVER USED MARIJUANA	32994	59.70
	993 = DID NOT USE MARIJUANA IN THE PAST 12 MOS.....	11788	21.33
	994 = DON'T KNOW.....	84	0.15
	997 = REFUSED	64	0.12
	998 = BLANK (NO ANSWER).....	174	0.31

MRTOTFG	Len : 2 TRIMMING INDICATOR FOR MJYRTOT		
		Freq	Pct
	1 = Trimmed to 365 days (no further editing).....	9	0.02
	2 = Trimmed relative to the 30-day freq.....	303	0.55
	98 = BLANK (NO ANSWER).....	54956	99.44

MJFQFLG	Len : 2 TRIMMED MJYRTOT IF R USED < 12 MOS		
		Freq	Pct
	1 = Trimmed to be consistent with mo/yr of 1st use.....	483	0.87
	98 = BLANK (NO ANSWER).....	54785	99.13

Now think about the past 12 months, from [DATEFILL] through today. We want to know how many days you've used marijuana or hashish during the past 12 months.

What would be the easiest way for you to tell us how many days you've used it?

MRBSTWAY	Len : 2 EASIEST WAY TO TELL US # DAYS USED MARIJUANA/HASH		
		Freq	Pct
	1 = Prefer to answer in days per week.....	3717	6.73
	2 = Prefer to answer in days per month	2503	4.53
	3 = Prefer to answer in days per year	3772	6.82
	11 = Prefer to ans in days per wk LOG ASSN.....	20	0.04
	12 = Prefer to ans in days per mo LOG ASSN	29	0.05
	13 = Prefer to ans in days per yr LOG ASSN	80	0.14
	85 = BAD DATA Logically assigned.....	123	0.22
	91 = NEVER USED MARIJUANA	32994	59.70
	93 = DID NOT USE MARIJUANA IN THE PAST 12 MOS.....	11788	21.33
	94 = DON'T KNOW.....	23	0.04
	97 = REFUSED	45	0.08
	98 = BLANK (NO ANSWER).....	174	0.31

MARIJUANA

On how many days in the past 12 months did you use marijuana or hashish?

MRDAYPYR	Len : 3 # DAYS USED MARIJUANA/HASHISH PAST 12 MONTHS		
	RANGE = 1 - 366.....	Freq	Pct
	985 = BAD DATA Logically assigned.....	3835	6.94
	989 = LEGITIMATE SKIP Logically assigned.....	19	0.03
	991 = NEVER USED MARIJUANA.....	48	0.09
	993 = DID NOT USE MARIJUANA IN THE PAST 12 MOS.....	32994	59.70
	994 = DON'T KNOW.....	11788	21.33
	997 = REFUSED.....	34	0.06
	998 = BLANK (NO ANSWER).....	51	0.09
	999 = LEGITIMATE SKIP.....	278	0.50
		6221	11.26

On average, how many days did you use marijuana or hashish each month during the past 12 months?

MRDAYPMO	Len : 2 # DAYS PER MO USED MARIJUANA/HASHISH PAST 12 MOS		
	RANGE = 1 - 31.....	Freq	Pct
	85 = BAD DATA Logically assigned.....	2509	4.54
	89 = LEGITIMATE SKIP Logically assigned.....	36	0.07
	91 = NEVER USED MARIJUANA.....	20	0.04
	93 = DID NOT USE MARIJUANA IN THE PAST 12 MOS.....	32994	59.70
	94 = DON'T KNOW.....	11788	21.33
	97 = REFUSED.....	51	0.09
	98 = BLANK (NO ANSWER).....	56	0.10
	99 = LEGITIMATE SKIP.....	262	0.47
		7552	13.66

On average, how many days did you use marijuana or hashish each week during the past 12 months?

MRDAYPWK	Len : 2 # DAYS PER WEEK USED MARIJUANA/HASHISH PAST 12 MOS		
	RANGE = 1 - 7.....	Freq	Pct
	85 = BAD DATA Logically assigned.....	3697	6.69
	91 = NEVER USED MARIJUANA.....	69	0.12
	93 = DID NOT USE MARIJUANA IN THE PAST 12 MOS.....	32994	59.70
	94 = DON'T KNOW.....	11788	21.33
	97 = REFUSED.....	84	0.15
	98 = BLANK (NO ANSWER).....	63	0.11
	99 = LEGITIMATE SKIP.....	229	0.41
		6344	11.48

Think specifically about the past 30 days, from [DATEFILL] up to and including today. During the past 30 days, on how many days did you use marijuana or hashish?

MJDAY30A	Len : 2 # DAYS USED MARIJUANA/HASHISH PAST 30 DAYS		
	RANGE = 1 - 30.....	Freq	Pct
	85 = BAD DATA Logically assigned.....	5863	10.61
	91 = NEVER USED MARIJUANA.....	77	0.14
	93 = DID NOT USE MARIJUANA IN THE PAST 30 DAYS.....	32994	59.70
	94 = DON'T KNOW.....	15956	28.87
	97 = REFUSED.....	50	0.09
	98 = BLANK (NO ANSWER).....	46	0.08
		282	0.51

MARIJUANA

What is your best estimate of the number of days you used marijuana or hashish during the past 30 days?

MR30EST

Len : 2 BEST EST. # DAYS USED MARIJUANA PAST 30 DAYS

	Freq	Pct
1 = 1 or 2 days.....	14	0.03
2 = 3 to 5 days.....	6	0.01
3 = 6 to 9 days.....	12	0.02
4 = 10 to 19 days.....	9	0.02
5 = 20 to 29 days.....	5	0.01
6 = All 30 days.....	8	0.01
91 = NEVER USED MARIJUANA.....	32994	59.70
93 = DID NOT USE MARIJUANA IN THE PAST 30 DAYS.....	15956	28.87
94 = DON'T KNOW.....	5	0.01
97 = REFUSED.....	39	0.07
98 = BLANK (NO ANSWER).....	359	0.65
99 = LEGITIMATE SKIP.....	5861	10.60

COCAINE

COCAINE

These questions are about cocaine, including all the different forms of cocaine such as powder, "crack," free base, and coca paste.

Have you ever, even once, used any form of cocaine?

COCEVER	Len : 2	EVER USED COCAINE		
			Freq	Pct
		1 = Yes	6007	10.87
		2 = No	49243	89.10
		94 = DON'T KNOW	11	0.02
		97 = REFUSED	7	0.01

How old were you the first time you used cocaine, in any form?

COCAGE	Len : 3	AGE WHEN FIRST USED COCAINE		
			Freq	Pct
		RANGE = 1 - 55	5949	10.76
		985 = BAD DATA Logically assigned	16	0.03
		991 = NEVER USED COCAINE	49243	89.10
		994 = DON'T KNOW	36	0.07
		997 = REFUSED	13	0.02
		998 = BLANK (NO ANSWER)	11	0.02

Did you first use cocaine in any form in [CURRENT YEAR - 1] or [CURRENT YEAR]?

Did you first use cocaine in any form in [CURRENT YEAR - 2] or [CURRENT YEAR - 1]?

In what month in [CURRENT YEAR] did you first use cocaine in any form?

COCYFU	Len : 4	YEAR OF FIRST COCAINE USE - RECODE		
			Freq	Pct
		RANGE = 2010 - 2012	493	0.89
		9985 = BAD DATA Logically assigned	64	0.12
		9989 = LEGITIMATE SKIP Logically assigned	43	0.08
		9991 = NEVER USED COCAINE	49243	89.10
		9994 = DON'T KNOW	38	0.07
		9997 = REFUSED	14	0.03
		9998 = BLANK (NO ANSWER)	11	0.02
		9999 = LEGITIMATE SKIP	5362	9.70

In what month in [CURRENT YEAR] did you first use cocaine in any form?

In what month in [YEAR FROM CC03a or CC03b] did you first use cocaine?

COCMFU	Len : 2	MONTH OF FIRST COCAINE USE - RECODE		
			Freq	Pct
		1 = January	44	0.08
		2 = February	24	0.04
		3 = March	47	0.09
		4 = April	39	0.07
		5 = May	35	0.06
		6 = June	63	0.11
		7 = July	44	0.08
		8 = August	25	0.05
		9 = September	31	0.06
		10 = October	37	0.07
		11 = November	42	0.08
		12 = December	37	0.07
		85 = BAD DATA Logically assigned	64	0.12
		89 = LEGITIMATE SKIP Logically assigned	43	0.08
		91 = NEVER USED COCAINE	49243	89.10
		94 = DON'T KNOW	62	0.11
		97 = REFUSED	15	0.03
		98 = BLANK (NO ANSWER)	11	0.02
		99 = LEGITIMATE SKIP	5362	9.70

COCAINE

How long has it been since you last used cocaine?

COCREC	Len : 2 TIME SINCE LAST USED COCAINE		
		Freq	Pct
	1 = Within the past 30 days.....	336	0.61
	2 = More than 30 days ago but within the past 12 mos	852	1.54
	3 = More than 12 months ago	4712	8.53
	8 = Used at some point in the past 12 mos LOG ASSN	18	0.03
	9 = Used at some point in the lifetime LOG ASSN	60	0.11
	11 = Used in the past 30 days LOGICALLY ASSIGNED	16	0.03
	12 = Used >30 days ago but within pst 12 mos LOG ASSN	13	0.02
	91 = NEVER USED COCAINE	49243	89.10
	97 = REFUSED	7	0.01
	98 = BLANK (NO ANSWER).....	11	0.02

COCYRTOT	Len : 3 TOTAL # OF DAYS USED COCAINE IN PAST 12 MONTHS		
		Freq	Pct
	RANGE = 1 - 364.....	1195	2.16
	985 = BAD DATA Logically assigned	9	0.02
	991 = NEVER USED COCAINE	49243	89.10
	993 = DID NOT USE COCAINE IN THE PAST 12 MOS	4712	8.53
	994 = DON'T KNOW.....	5	0.01
	997 = REFUSED	10	0.02
	998 = BLANK (NO ANSWER).....	94	0.17

CCTOTFG	Len : 2 TRIMMING INDICATOR FOR COCYRTOT		
		Freq	Pct
	2 = Trimmed relative to the 30-day freq.....	4	0.01
	98 = BLANK (NO ANSWER).....	55264	99.99

CCFQFLG	Len : 2 TRIMMED COCYRTOT IF R USED < 12 MOS		
		Freq	Pct
	1 = Trimmed to be consistent with mo/yr of 1st use.....	66	0.12
	98 = BLANK (NO ANSWER).....	55202	99.88

Now think about the past 12 months, from [DATEFILL] through today. We want to know how many days you've used cocaine during the past 12 months.

What would be the easiest way for you to tell us how many days you've used it?

CCBSTWAY	Len : 2 EASIEST WAY TO TELL US # DAYS USED COCAINE		
		Freq	Pct
	1 = Prefer to answer in days per week	160	0.29
	2 = Prefer to answer in days per month	251	0.45
	3 = Prefer to answer in days per year	744	1.35
	13 = Prefer to ans in days per yr LOG ASSN	7	0.01
	21 = Prefer to ans in days per wk (CRBSTWAY=1,11).....	13	0.02
	22 = Prefer to ans in days per mo (CRBSTWAY=2,12)	15	0.03
	23 = Prefer to ans in days per yr (CRBSTWAY=3,13)	9	0.02
	85 = BAD DATA Logically assigned.....	9	0.02
	91 = NEVER USED COCAINE	49243	89.10
	93 = DID NOT USE COCAINE IN THE PAST 12 MOS	4712	8.53
	94 = DON'T KNOW.....	2	0.00
	97 = REFUSED	9	0.02
	98 = BLANK (NO ANSWER).....	94	0.17

COCAINE

On how many days in the past 12 months did you use cocaine?

CCDAYPYR	Len : 3 # DAYS USED COCAINE PAST 12 MONTHS		
	RANGE = 1 - 300.....	Freq	Pct
	985 = BAD DATA Logically assigned.....	760	1.38
	989 = LEGITIMATE SKIP Logically assigned.....	1	0.00
	991 = NEVER USED COCAINE	12	0.02
	993 = DID NOT USE COCAINE IN THE PAST 12 MOS	49243	89.10
	994 = DON'T KNOW.....	4712	8.53
	997 = REFUSED	1	0.00
	998 = BLANK (NO ANSWER).....	10	0.02
	999 = LEGITIMATE SKIP	102	0.18
		427	0.77

On average, how many days did you use cocaine each month during the past 12 months?

CCDAYPMO	Len : 2 # DAYS PER MONTH USED COCAINE PAST 12 MONTHS		
	RANGE = 1 - 30.....	Freq	Pct
	85 = BAD DATA Logically assigned.....	264	0.48
	89 = LEGITIMATE SKIP Logically assigned.....	5	0.01
	91 = NEVER USED COCAINE	6	0.01
	93 = DID NOT USE COCAINE IN THE PAST 12 MOS	49243	89.10
	94 = DON'T KNOW.....	4712	8.53
	97 = REFUSED	4	0.01
	98 = BLANK (NO ANSWER).....	9	0.02
	99 = LEGITIMATE SKIP	98	0.18
		927	1.68

On average, how many days did you use cocaine each week during the past 12 months?

CCDAYPWK	Len : 2 # DAYS PER WEEK USED COCAINE PAST 12 MONTHS		
	RANGE = 1 - 7.....	Freq	Pct
	85 = BAD DATA Logically assigned.....	171	0.31
	91 = NEVER USED COCAINE	3	0.01
	93 = DID NOT USE COCAINE IN THE PAST 12 MOS	49243	89.10
	94 = DON'T KNOW.....	4712	8.53
	97 = REFUSED	5	0.01
	98 = BLANK (NO ANSWER).....	10	0.02
	99 = LEGITIMATE SKIP	100	0.18
		1024	1.85

Think specifically about the past 30 days, from [DATEFILL] up to and including today. During the past 30 days, on how many days did you use cocaine?

COCUS30A	Len : 2 # DAYS USED COCAINE PAST 30 DAYS		
	RANGE = 1 - 30.....	Freq	Pct
	85 = BAD DATA Logically assigned.....	333	0.60
	91 = NEVER USED COCAINE	7	0.01
	93 = DID NOT USE COCAINE IN THE PAST 30 DAYS.....	49243	89.10
	94 = DON'T KNOW.....	5577	10.09
	97 = REFUSED	1	0.00
	98 = BLANK (NO ANSWER).....	10	0.02
		97	0.18

What is your best estimate of the number of days you used cocaine during the past 30 days?

CC30EST	Len : 2 BEST ESTIMATE # DAYS USED COCAINE PAST 30 DAYS		
	1 = 1 or 2 days.....	Freq	Pct
	91 = NEVER USED COCAINE	1	0.00
	93 = DID NOT USE COCAINE IN THE PAST 30 DAYS.....	49243	89.10
	94 = DON'T KNOW.....	5577	10.09
	97 = REFUSED	1	0.00
	98 = BLANK (NO ANSWER).....	9	0.02
	99 = LEGITIMATE SKIP	104	0.19
		333	0.60

CRACK

CRACK

The next questions are about 'crack', that is cocaine in rock or chunk form, and not the other forms of cocaine.

Have you ever, even once, used 'crack'?

CRKEVER	Len : 2	EVER USED CRACK		
			Freq	Pct
		1 = Yes.....	1421	2.57
		2 = No.....	4582	8.29
		91 = NEVER USED COCAINE (COCEVER=2).....	49243	89.10
		94 = DON'T KNOW.....	4	0.01
		97 = REFUSED.....	7	0.01
		98 = BLANK (NO ANSWER).....	11	0.02

How old were you the first time you used 'crack'?

CRKAGE	Len : 3	AGE WHEN FIRST USED CRACK		
			Freq	Pct
		RANGE = 7 - 55.....	1405	2.54
		985 = BAD DATA Logically assigned.....	4	0.01
		991 = NEVER USED CRACK.....	53825	97.39
		994 = DON'T KNOW.....	10	0.02
		997 = REFUSED.....	9	0.02
		998 = BLANK (NO ANSWER).....	15	0.03

Did you first use 'crack' in [CURRENT YEAR - 1] or [CURRENT YEAR]?

Did you first use 'crack' in [CURRENT YEAR - 2] or [CURRENT YEAR - 1]?

In what month in [CURRENT YEAR] did you first use 'crack'?

CRKYFU	Len : 4	YEAR OF FIRST CRACK USE - RECODE		
			Freq	Pct
		RANGE = 2010 - 2012.....	61	0.11
		9985 = BAD DATA Logically assigned.....	8	0.01
		9989 = LEGITIMATE SKIP Logically assigned.....	8	0.01
		9991 = NEVER USED CRACK.....	53825	97.39
		9994 = DON'T KNOW.....	10	0.02
		9997 = REFUSED.....	9	0.02
		9998 = BLANK (NO ANSWER).....	15	0.03
		9999 = LEGITIMATE SKIP.....	1332	2.41

In what month in [CURRENT YEAR] did you first use 'crack'?

In what month in [YEAR FROM CK03a or CK03b] did you first use 'crack'?

CRKMFU	Len : 2	MONTH OF FIRST CRACK USE - RECODE		
			Freq	Pct
		1 = January.....	9	0.02
		2 = February.....	5	0.01
		3 = March.....	3	0.01
		4 = April.....	4	0.01
		5 = May.....	4	0.01
		6 = June.....	5	0.01
		7 = July.....	7	0.01
		9 = September.....	1	0.00
		10 = October.....	5	0.01
		11 = November.....	9	0.02
		12 = December.....	7	0.01
		85 = BAD DATA Logically assigned.....	8	0.01
		89 = LEGITIMATE SKIP Logically assigned.....	8	0.01
		91 = NEVER USED CRACK.....	53825	97.39
		94 = DON'T KNOW.....	12	0.02
		97 = REFUSED.....	9	0.02
		98 = BLANK (NO ANSWER).....	15	0.03
		99 = LEGITIMATE SKIP.....	1332	2.41

CRACK

How long has it been since you last used 'crack'?

CRAKREC	Len : 2 TIME SINCE LAST USED CRACK		
		Freq	Pct
	1 = Within the past 30 days.....	56	0.10
	2 = More than 30 days ago but within the past 12 mos	118	0.21
	3 = More than 12 months ago.....	1231	2.23
	8 = Used at some point in the past 12 mos LOG ASSN	6	0.01
	9 = Used at some point in the lifetime LOG ASSN	10	0.02
	91 = NEVER USED CRACK	53825	97.39
	97 = REFUSED	7	0.01
	98 = BLANK (NO ANSWER).....	15	0.03

CRKYRTOT	Len : 3 TOTAL # DAYS USED CRACK IN PAST 12 MONTHS		
		Freq	Pct
	RANGE = 1 - 364.....	173	0.31
	985 = BAD DATA Logically assigned	5	0.01
	991 = NEVER USED CRACK	53825	97.39
	993 = DID NOT USE CRACK IN THE PAST 12 MOS.....	1231	2.23
	994 = DON'T KNOW.....	2	0.00
	997 = REFUSED	7	0.01
	998 = BLANK (NO ANSWER).....	25	0.05

CRTOTFG	Len : 2 TRIMMING INDICATOR FOR CRKYRTOT		
		Freq	Pct
	2 = Trimmed relative to the 30-day freq.....	1	0.00
	98 = BLANK (NO ANSWER).....	55267	100.0

CRFQFLG	Len : 2 TRIMMED CRKYRTOT IF R USED < 12 MOS		
		Freq	Pct
	1 = Trimmed to be consistent with mo/yr of 1st use.....	11	0.02
	98 = BLANK (NO ANSWER).....	55257	99.98

Now think about the past 12 months, from [DATEFILL] through today. We want to know how many days you've used 'crack' during the past 12 months.

What would be the easiest way for you to tell us how many days you've used it?

CRBSTWAY	Len : 2 EASIEST WAY TO TELL US # DAYS USED CRACK		
		Freq	Pct
	1 = Prefer to answer in days per week.....	38	0.07
	2 = Prefer to answer in days per month	43	0.08
	3 = Prefer to answer in days per year	93	0.17
	13 = Prefer to ans in days per yr LOG ASSN	1	0.00
	85 = BAD DATA Logically assigned	5	0.01
	91 = NEVER USED CRACK	53825	97.39
	93 = DID NOT USE CRACK IN THE PAST 12 MOS.....	1231	2.23
	97 = REFUSED	7	0.01
	98 = BLANK (NO ANSWER).....	25	0.05

On how many days in the past 12 months did you use 'crack'?

CRDAYPYR	Len : 3 # DAYS USED CRACK PAST 12 MONTHS		
		Freq	Pct
	RANGE = 1 - 300.....	92	0.17
	991 = NEVER USED CRACK	53825	97.39
	993 = DID NOT USE CRACK IN THE PAST 12 MOS.....	1231	2.23
	994 = DON'T KNOW.....	2	0.00
	997 = REFUSED	7	0.01
	998 = BLANK (NO ANSWER).....	30	0.05
	999 = LEGITIMATE SKIP	81	0.15

CRACK

On average, how many days did you use 'crack' each month during the past 12 months?

CRDAYPMO	Len : 2 # DAYS PER MONTH USED CRACK PAST 12 MONTHS		
	RANGE = 1 - 25.....	Freq	Pct
	85 = BAD DATA Logically assigned.....	43	0.08
	91 = NEVER USED CRACK.....	4	0.01
	93 = DID NOT USE CRACK IN THE PAST 12 MOS.....	53825	97.39
	94 = DON'T KNOW.....	1231	2.23
	97 = REFUSED.....	2	0.00
	98 = BLANK (NO ANSWER).....	7	0.01
	99 = LEGITIMATE SKIP.....	26	0.05
		130	0.24

On average, how many days did you use 'crack' each week during the past 12 months?

CRDAYPWK	Len : 2 # DAYS PER WEEK USED CRACK PAST 12 MONTHS		
	RANGE = 1 - 7.....	Freq	Pct
	85 = BAD DATA Logically assigned.....	38	0.07
	91 = NEVER USED CRACK.....	1	0.00
	93 = DID NOT USE CRACK IN THE PAST 12 MOS.....	53825	97.39
	94 = DON'T KNOW.....	1231	2.23
	97 = REFUSED.....	2	0.00
	98 = BLANK (NO ANSWER).....	7	0.01
	99 = LEGITIMATE SKIP.....	29	0.05
		135	0.24

Think specifically about the past 30 days, from [DATEFILL] up to and including today. During the past 30 days, on how many days did you use 'crack'?

CRKUS30A	Len : 2 # DAYS USED CRACK PAST 30 DAYS		
	RANGE = 1 - 30.....	Freq	Pct
	85 = BAD DATA Logically assigned.....	55	0.10
	91 = NEVER USED CRACK.....	1	0.00
	93 = DID NOT USE CRACK IN THE PAST 30 DAYS.....	53825	97.39
	94 = DON'T KNOW.....	1349	2.44
	97 = REFUSED.....	1	0.00
	98 = BLANK (NO ANSWER).....	7	0.01
		30	0.05

What is your best estimate of the number of days you used 'crack' during the past 30 days?

CR30EST	Len : 2 BEST ESTIMATE # DAYS USED CRACK PAST 30 DAYS		
	2 = 3 to 5 days.....	Freq	Pct
	91 = NEVER USED CRACK.....	1	0.00
	93 = DID NOT USE CRACK IN THE PAST 30 DAYS.....	53825	97.39
	97 = REFUSED.....	1349	2.44
	98 = BLANK (NO ANSWER).....	7	0.01
	99 = LEGITIMATE SKIP.....	31	0.06
		55	0.10

HEROIN

HEROIN

These next questions are about heroin.

Have you ever, even once, used heroin?

HEREVER	Len : 2	EVER USED HEROIN		
			Freq	Pct
		1 = Yes	825	1.49
		2 = No	54402	98.43
		94 = DON'T KNOW	38	0.07
		97 = REFUSED	3	0.01

How old were you the first time you used heroin?

HERAGE	Len : 3	AGE WHEN FIRST USED HEROIN		
			Freq	Pct
		RANGE = 4 - 48	814	1.47
		985 = BAD DATA Logically assigned	2	0.00
		991 = NEVER USED HEROIN	54402	98.43
		994 = DON'T KNOW	7	0.01
		997 = REFUSED	5	0.01
		998 = BLANK (NO ANSWER)	38	0.07

Did you first use heroin in [CURRENT YEAR - 1] or [CURRENT YEAR]?

Did you first use heroin in [CURRENT YEAR - 2] or [CURRENT YEAR - 1]?

In what month in [CURRENT YEAR] did you first use heroin?

HERYFU	Len : 4	YEAR OF FIRST HEROIN USE - RECODE		
			Freq	Pct
		RANGE = 2010 - 2012	100	0.18
		9985 = BAD DATA Logically assigned	14	0.03
		9989 = LEGITIMATE SKIP Logically assigned	16	0.03
		9991 = NEVER USED HEROIN	54402	98.43
		9994 = DON'T KNOW	8	0.01
		9997 = REFUSED	5	0.01
		9998 = BLANK (NO ANSWER)	38	0.07
		9999 = LEGITIMATE SKIP	685	1.24

In what month in [CURRENT YEAR] did you first use heroin?

In what month in [YEAR FROM HE03a or HE03b] did you first use heroin?

HERMFU	Len : 2	MONTH OF FIRST HEROIN USE - RECODE		
			Freq	Pct
		1 = January	11	0.02
		2 = February	4	0.01
		3 = March	11	0.02
		4 = April	5	0.01
		5 = May	6	0.01
		6 = June	5	0.01
		7 = July	12	0.02
		8 = August	8	0.01
		9 = September	7	0.01
		10 = October	7	0.01
		11 = November	10	0.02
		12 = December	11	0.02
		85 = BAD DATA Logically assigned	14	0.03
		89 = LEGITIMATE SKIP Logically assigned	16	0.03
		91 = NEVER USED HEROIN	54402	98.43
		94 = DON'T KNOW	11	0.02
		97 = REFUSED	5	0.01
		98 = BLANK (NO ANSWER)	38	0.07
		99 = LEGITIMATE SKIP	685	1.24

HEROIN

How long has it been since you last used heroin?

HERREC	Len : 2 TIME SINCE LAST USED HEROIN		
		Freq	Pct
	1 = Within the past 30 days.....	81	0.15
	2 = More than 30 days ago but within the past 12 mos	114	0.21
	3 = More than 12 months ago.....	603	1.09
	8 = Used at some point in the past 12 mos LOG ASSN	13	0.02
	9 = Used at some point in the lifetime LOG ASSN	13	0.02
	11 = Used in the past 30 days LOGICALLY ASSIGNED.....	1	0.00
	91 = NEVER USED HEROIN.....	54402	98.43
	97 = REFUSED	3	0.01
	98 = BLANK (NO ANSWER).....	38	0.07

HERYRTOT	Len : 3 TOTAL # OF DAYS USED HEROIN IN PAST 12 MONTHS		
		Freq	Pct
	RANGE = 1 - 364.....	197	0.36
	985 = BAD DATA Logically assigned	10	0.02
	991 = NEVER USED HEROIN.....	54402	98.43
	993 = DID NOT USE HEROIN IN THE PAST 12 MOS.....	603	1.09
	994 = DON'T KNOW.....	2	0.00
	997 = REFUSED	3	0.01
	998 = BLANK (NO ANSWER).....	51	0.09

HRTOTFG	Len : 2 TRIMMING INDICATOR FOR HERYRTOT		
		Freq	Pct
	2 = Trimmed relative to the 30-day freq.....	11	0.02
	98 = BLANK (NO ANSWER).....	55257	99.98

HRFQFLG	Len : 2 TRIMMED HERYRTOT IF R USED < 12 MOS		
		Freq	Pct
	1 = Trimmed to be consistent with mo/yr of 1st use.....	26	0.05
	98 = BLANK (NO ANSWER).....	55242	99.95

Now think about the past 12 months, from [DATEFILL] through today. We want to know how many days you've used heroin during the past 12 months.

What would be the easiest way for you to tell us how many days you've used it?

HRBSTWAY	Len : 2 EASIEST WAY TO TELL US # DAYS USED HEROIN		
		Freq	Pct
	1 = Prefer to answer in days per week.....	61	0.11
	2 = Prefer to answer in days per month	53	0.10
	3 = Prefer to answer in days per year	82	0.15
	13 = Prefer to ans in days per yr LOG ASSN	1	0.00
	85 = BAD DATA Logically assigned.....	10	0.02
	91 = NEVER USED HEROIN.....	54402	98.43
	93 = DID NOT USE HEROIN IN THE PAST 12 MOS	603	1.09
	94 = DON'T KNOW.....	2	0.00
	97 = REFUSED	3	0.01
	98 = BLANK (NO ANSWER).....	51	0.09

On how many days in the past 12 months did you use heroin?

HRDAYPYR	Len : 3 # DAYS USED HEROIN PAST 12 MONTHS		
		Freq	Pct
	RANGE = 1 - 220.....	83	0.15
	985 = BAD DATA Logically assigned	1	0.00
	991 = NEVER USED HEROIN.....	54402	98.43
	993 = DID NOT USE HEROIN IN THE PAST 12 MOS.....	603	1.09
	994 = DON'T KNOW.....	2	0.00
	997 = REFUSED	3	0.01
	998 = BLANK (NO ANSWER).....	60	0.11
	999 = LEGITIMATE SKIP	114	0.21

HEROIN

On average, how many days did you use heroin each month during the past 12 months?

HRDAYPMO Len : 2 # DAYS PER MONTH USED HEROIN PAST 12 MONTHS

	Freq	Pct
RANGE = 1 - 28.....	53	0.10
85 = BAD DATA Logically assigned.....	4	0.01
91 = NEVER USED HEROIN.....	54402	98.43
93 = DID NOT USE HEROIN IN THE PAST 12 MOS.....	603	1.09
94 = DON'T KNOW.....	2	0.00
97 = REFUSED.....	3	0.01
98 = BLANK (NO ANSWER).....	57	0.10
99 = LEGITIMATE SKIP.....	144	0.26

On average, how many days did you use heroin each week during the past 12 months?

HRDAYPWK Len : 2 # DAYS PER WEEK USED HEROIN PAST 12 MONTHS

	Freq	Pct
RANGE = 1 - 7.....	61	0.11
85 = BAD DATA Logically assigned.....	5	0.01
91 = NEVER USED HEROIN.....	54402	98.43
93 = DID NOT USE HEROIN IN THE PAST 12 MOS.....	603	1.09
94 = DON'T KNOW.....	2	0.00
97 = REFUSED.....	3	0.01
98 = BLANK (NO ANSWER).....	56	0.10
99 = LEGITIMATE SKIP.....	136	0.25

Think specifically about the past 30 days, from [DATEFILL] up to and including today. During the past 30 days, on how many days did you use heroin?

HER30USE Len : 2 # DAYS USED HEROIN PAST 30 DAYS

	Freq	Pct
RANGE = 1 - 30.....	81	0.15
85 = BAD DATA Logically assigned.....	2	0.00
91 = NEVER USED HEROIN.....	54402	98.43
93 = DID NOT USE HEROIN IN THE PAST 30 DAYS.....	717	1.30
97 = REFUSED.....	3	0.01
98 = BLANK (NO ANSWER).....	63	0.11

What is your best estimate of the number of days you used heroin during the past 30 days?

HR30EST Len : 2 BEST EST. # DAYS USED HEROIN PAST 30 DAYS

	Freq	Pct
91 = NEVER USED HEROIN.....	54402	98.43
93 = DID NOT USE HEROIN IN THE PAST 30 DAYS.....	717	1.30
97 = REFUSED.....	3	0.01
98 = BLANK (NO ANSWER).....	65	0.12
99 = LEGITIMATE SKIP.....	81	0.15

HALLUCINOGENS

HALLUCINOGENS

The next questions are about substances called hallucinogens. These drugs often cause people to see or experience things that are not real.

A list of some common hallucinogens is shown below. These and many other substances that people use as hallucinogens are often known by street names, and we can't list them all. Please take a moment to look at the substances listed below so you know what kind of drugs the next questions are about.

- LSD, also called 'acid'
- PCP, also called 'angel dust' or phencyclidine
- Peyote
- Mescaline
- Psilocybin
- 'Ecstasy,' also called MDMA

Have you ever, even once, used LSD, also called "acid"?

LSD	Len : 2	EVER USED LSD ("ACID")		
			Freq	Pct
		1 = Yes	3647	6.60
		2 = No.....	3759	6.80
		3 = Yes LOGICALLY ASSIGNED	2	0.00
		91 = NEVER USED HALLUCINOGENS	47816	86.52
		94 = DON'T KNOW.....	39	0.07
		97 = REFUSED	5	0.01

Have you ever, even once, used PCP, also called 'angel dust' or phencyclidine?

PCP	Len : 2	EVER USED PCP ("ANGEL DUST," PHENCYCLIDINE)		
			Freq	Pct
		1 = Yes	843	1.53
		2 = No.....	6556	11.86
		3 = Yes LOGICALLY ASSIGNED	1	0.00
		91 = NEVER USED HALLUCINOGENS	47816	86.52
		94 = DON'T KNOW.....	49	0.09
		97 = REFUSED	3	0.01

Have you ever, even once, used peyote?

PEYOTE	Len : 2	EVER USED PEYOTE		
			Freq	Pct
		1 = Yes	688	1.24
		2 = No.....	6705	12.13
		3 = Yes LOGICALLY ASSIGNED	1	0.00
		91 = NEVER USED HALLUCINOGENS	47816	86.52
		94 = DON'T KNOW.....	54	0.10
		97 = REFUSED	4	0.01

Have you ever, even once, used mescaline?

MESC	Len : 2	EVER USED Mescaline		
			Freq	Pct
		1 = Yes	875	1.58
		2 = No.....	6504	11.77
		91 = NEVER USED HALLUCINOGENS	47816	86.52
		94 = DON'T KNOW.....	68	0.12
		97 = REFUSED	5	0.01

Have you ever, even once, used psilocybin, found in mushrooms?

PSILCY	Len : 2	EVER USED PSILOCYBIN (MUSHROOMS)		
			Freq	Pct
		1 = Yes	4048	7.32
		2 = No.....	3276	5.93
		3 = Yes LOGICALLY ASSIGNED	33	0.06
		91 = NEVER USED HALLUCINOGENS	47816	86.52
		94 = DON'T KNOW.....	88	0.16
		97 = REFUSED	7	0.01

HALLUCINOGENS

Have you ever, even once, used 'Ecstasy,' also known as MDMA?

ECSTASY

Len : 2 EVER USED 'ECSTASY' (MDMA)

	Freq	Pct
1 = Yes	4040	7.31
2 = No.....	3346	6.05
3 = Yes LOGICALLY ASSIGNED	1	0.00
91 = NEVER USED HALLUCINOGENS	47816	86.52
94 = DON'T KNOW.....	58	0.10
97 = REFUSED	7	0.01

Have you ever, even once used any other hallucinogens besides the ones that have been listed?

HALNOLST

Len : 2 EVER USED OTHER HALLUCINOGEN

	Freq	Pct
1 = Yes	1112	2.01
2 = No.....	6267	11.34
91 = NEVER USED HALLUCINOGENS	47816	86.52
94 = DON'T KNOW.....	67	0.12
97 = REFUSED	6	0.01

HALLUCINOGENS

HALNEWA

Len : 4 OTHER HALLUCINOGEN - SPECIFY 1

	Freq	Pct
116 = Methaqualone, Sopor, Quaalude	1	0.00
120 = Downers; OTHER Sedative, NOT OTHERWISE SPECIFIED	1	0.00
130 = Phenergan, Promethazine	2	0.00
142 = Belladona.....	3	0.01
171 = NyQuil <OTC>	1	0.00
174 = Ambien, Stilnox, Zolpidem	2	0.00
201 = Valium, Diazepam.....	2	0.00
209 = Xanax, Alprazolam, Tafil, Xanax bars	7	0.01
322 = Methamphetamine ("ice" or "crank"), Meth.....	12	0.02
355 = Crystal meth, crystal methamphetamine	2	0.00
377 = Albuterol, Pro-Air, Proventil, Ventolin	1	0.00
415 = Codeine	2	0.00
417 = Morphine, Roxanol.....	2	0.00
434 = Vicodin, Lortab, Lorcet, Anexsia, Co-Gesic	2	0.00
435 = Tylenol, Tylenol Extra-Strength <OTC>.....	1	0.00
501 = Gasoline or lighter fluids.....	7	0.01
502 = Spray paints.....	2	0.00
503 = Other aerosol sprays.....	2	0.00
504 = Shoeshine liquid, glue, or toluene	5	0.01
505 = Lacquer thinner or other paint solvents	1	0.00
506 = Amyl nitrite,"poppers,"locker room odorizer,"rush"	1	0.00
507 = Halothane, ether, or other anesthetics; chloroform.....	3	0.01
508 = Nitrous oxide, "whippits," dentist gas.....	9	0.02
511 = Markers, felt-tip pens, ink pens	2	0.00
512 = Incense	3	0.01
516 = CHC, chlorofluorocarbon, freon, refrigerant.....	3	0.01
520 = Old paint, paint.....	4	0.01
531 = Candy, powdered candy, sugar.....	1	0.00
548 = Cologne, isopropanol vapors, rubbing alcohol.....	1	0.00
566 = Smoked tea from Lipton tea bag	2	0.00
592 = Computer air duster, computer cleaner, dust-off	8	0.01
599 = Potpourri.....	2	0.00
601 = LSD ("acid").....	42	0.08
602 = Peyote	1	0.00
603 = Mescaline	4	0.01
604 = Psilocybin (mushrooms), sclerotia, shrooms	44	0.08
605 = PCP ("angel dust," phencyclidine).....	4	0.01
606 = "Ecstasy" (MDMA), X-TC, "X"	10	0.02
607 = OTHER Hallucinogen, NOT OTHERWISE SPECIFIED.....	73	0.13
609 = Jimson weed.....	1	0.00
612 = Happy stick, sherm, sherman, shermstick.....	2	0.00
614 = MDA, Methylenedioxy amphetamine.....	11	0.02
616 = DET, Dimethyltryptamine, DMT.....	117	0.21
617 = Morning glory seeds, morning glory tendrils, ricea.....	9	0.02
622 = Microdot(s), green microdot, purple microdot	4	0.01
625 = Window, window pane, 4-way pane, 4-way	1	0.00
627 = Hawaiian wood rose, Hawaiian Woodrow seeds	4	0.01
650 = Datura stramonium, daytura, thorn apple	2	0.00
658 = Special K, Ketamine.....	29	0.05
663 = Animal tranquilizer, horse tranquilizer	1	0.00
679 = Hell bells.....	3	0.01
695 = Angel's trumpet.....	1	0.00
698 = 2C-B, Bromo mescaline, Nexus	23	0.04
703 = Opium.....	6	0.01
801 = OTHER Drugs, NOT OTHERWISE SPECIFIED.....	1	0.00
802 = THC, cannabinal, marinol, tetrahydrocannabinol.....	3	0.01
803 = Marijuana, MarrJane, Mary Jane, MJ, pot, weed.....	6	0.01
805 = Cocaine, coca, cocaina, coke, perico	1	0.00
806 = Crack, rock	1	0.00
829 = Robitussin DM <OTC>.....	9	0.02
843 = Cold medicine, cold tablets <OTC>.....	3	0.01
847 = GHB, NSC, gamma hydroxybutyrate.....	5	0.01
852 = Formaldehyde, wak, whack (embalming fluid).....	1	0.00
857 = Wicki stick.....	1	0.00
883 = Dextromethorphan hydrobromide <OTC>	11	0.02
1001 = Benadryl, Diphenhydramine <OTC>	4	0.01
1002 = Dimenhydrinate,Dramamine,sea/motion sickness <OTC>.....	7	0.01
2002 = Muscle relaxers.....	1	0.00
3023 = Adderall	2	0.00
3026 = Bupropion, Wellbutrin, Zyban	1	0.00
3052 = Speed; otherwise unspecified	7	0.01
3116 = MCAT, Mephedrone.....	2	0.00
4007 = Happy pills.....	1	0.00

HALLUCINOGENS

4067 = OxyContin	1	0.00
5055 = PVC	1	0.00
5077 = Resistol	2	0.00
6005 = Sassafras tea	1	0.00
6029 = DXM	14	0.03
6043 = Diviner's sage, Salvia divinorum	207	0.37
6056 = Wet	2	0.00
6070 = DTP	1	0.00
6074 = LSA	5	0.01
6083 = CCC, "Triple C," C3 <OTC>	9	0.02
6100 = 2C-T-7, T7, blue mystic	1	0.00
6102 = Absinthe	3	0.01
6103 = Ayahuasca, Yahe	7	0.01
6105 = Alpha-methyltryptamine, AMT, IT-290, 3-IT	2	0.00
6112 = 2C-T-2	1	0.00
6114 = Molly; not otherwise specified	32	0.06
6115 = Foxy	1	0.00
6126 = 2,5-Dimethoxy-4-iodophenethylamine, 2C-I	24	0.04
6127 = Skittles	2	0.00
6134 = Anadenanthera colubrina, cohoba, vilca	1	0.00
6138 = 2C-E, 2-5-Dimethoxy-4-ethyl-phenethylamine	18	0.03
6139 = 2c-c, 2-5-Dimethoxy-4-chlorophenethylamine	1	0.00
6170 = Moonflower/pod; otherwise unspecified	1	0.00
6173 = 2,5-dimethoxy-4-bromoamphetamine, DOB	1	0.00
6180 = 2C-BCB, TCB-2	1	0.00
6185 = 25I-NBOMe, BOM-CI, Cimbi-5, NBOMe-2C-I	6	0.01
6189 = 25C-NBOMe, NBOMe-2C-C	1	0.00
6190 = 2,5-dimethoxy-4-fluorobenzaldehyde, 2C-F	1	0.00
6191 = CI-400, Eticyclidine, PCE	1	0.00
8007 = Gabapentin, Neurontin	1	0.00
8008 = Antidepressant; type unspecified	1	0.00
8011 = Herb, flower, plant; type unspecified	1	0.00
8012 = Coriciden <OTC>	5	0.01
8024 = Asthma inhaler, asthma medication, bronchial dilator	1	0.00
8058 = Cough medicine/syrup; type unspecified	8	0.01
8110 = Over-the-counter drug/pills; type unspecified <OTC>	1	0.00
8203 = Bar; otherwise unspecified	1	0.00
8227 = Sativa; otherwise unspecified	3	0.01
8232 = Rat/rodent poison; contents unspecified	1	0.00
8283 = Synthetic cannabinoids (eg, K2, Spice, JWH-018)	24	0.04
8294 = Stevia <OTC>	1	0.00
8301 = Bath salts, otherwise unspecified	7	0.01
8309 = Mucinex <OTC>	1	0.00
8315 = Synthetic cannabis; otherwise unspecified	3	0.01
8324 = Lamb's ear	1	0.00
8328 = Metamine	1	0.00
9985 = BAD DATA Logically assigned	7	0.01
9991 = NEVER USED HALLUCINOGENS	47816	86.52
9997 = REFUSED	42	0.08
9998 = BLANK (NO ANSWER)	171	0.31
9999 = LEGITIMATE SKIP	6267	11.34

HALLUCINOGENS

HALNEWB

Len : 4 OTHER HALLUCINOGEN - SPECIFY 2

	Freq	Pct
120 = Downers; OTHER Sedative, NOT OTHERWISE SPECIFIED	1	0.00
201 = Valium, Diazepam.....	1	0.00
415 = Codeine	1	0.00
418 = Methadone, Dolophine.....	2	0.00
503 = Other aerosol sprays.....	1	0.00
504 = Shoeshine liquid, glue, or toluene	1	0.00
508 = Nitrous oxide, "whippits," dentist gas.....	2	0.00
510 = OTHER Inhalant, NOT OTHERWISE SPECIFIED	2	0.00
512 = Incense.....	2	0.00
519 = Helium	1	0.00
592 = Computer air duster, computer cleaner, dust-off	2	0.00
601 = LSD ("acid").....	1	0.00
602 = Peyote	1	0.00
603 = Mescaline	2	0.00
604 = Psilocybin (mushrooms), sclerotia, shrooms	4	0.01
606 = "Ecstasy" (MDMA), X-TC, "X"	1	0.00
607 = OTHER Hallucinogen, NOT OTHERWISE SPECIFIED.....	12	0.02
614 = MDA, Methylenedioxy amphetamine.....	5	0.01
616 = DET, Dimethyltryptamine, DMT.....	15	0.03
617 = Morning glory seeds, morning glory tendrils, ricea.....	1	0.00
654 = Eve	1	0.00
658 = Special K, Ketamine.....	6	0.01
698 = 2C-B, Bromo mescaline, Nexus	7	0.01
703 = Opium.....	2	0.00
801 = OTHER Drugs, NOT OTHERWISE SPECIFIED.....	1	0.00
803 = Marijuana, MarrJane, Mary Jane, MJ, pot, weed.....	1	0.00
829 = Robitussin DM <OTC>.....	1	0.00
843 = Cold medicine, cold tablets <OTC>.....	1	0.00
1002 = Dimenhydrinate,Dramamine,sea/motion sickness <OTC>.....	3	0.01
3052 = Speed; otherwise unspecified	1	0.00
3119 = MDPV, Methylenedioxypropylvalerone	1	0.00
4044 = Hydrocodone	1	0.00
6005 = Sassafras tea.....	1	0.00
6029 = DXM	8	0.01
6043 = Diviner's sage, Salvia divinorum.....	24	0.04
6060 = Ololiuhqui.....	1	0.00
6074 = LSA.....	5	0.01
6077 = San Pedro.....	2	0.00
6083 = CCC, "Triple C," C3 <OTC>.....	2	0.00
6112 = 2C-T-2	2	0.00
6114 = Molly; not otherwise specified	1	0.00
6126 = 2,5-Dimethoxy-4-iodophenethylamine, 2C-I	10	0.02
6138 = 2C-E, 2-5-Dimethoxy-4-ethyl-phenethylamine.....	5	0.01
6168 = 2,5-Dimethoxy-4-iodoamphetamine, DOI	1	0.00
6171 = 4-acetoxy-N,N-dimethyltryptamine, 4-AcO-DMT.....	1	0.00
6173 = 2,5-dimethoxy-4-bromoamphetamine, DOB	1	0.00
6182 = 2C-P,4-propyl-2,5-dimethoxyphenethylamine.....	1	0.00
6185 = 25I-NBOMe, BOM-Cl, Cimi-5, NBOMe-2C-I.....	1	0.00
6187 = Mugwort.....	1	0.00
8011 = Herb, flower, plant; type unspecified	1	0.00
8012 = Coriciden <OTC>.....	2	0.00
8058 = Cough medicine/syrup; type unspecified.....	2	0.00
8203 = Bar; otherwise unspecified.....	1	0.00
8214 = Robo, robo tripping	1	0.00
8273 = Goofballs	1	0.00
8283 = Synthetic cannabinoids (eg, K2, Spice, JWH-018)	6	0.01
8293 = Lean (Promethazine w/codeine mixed w/Sprite).....	1	0.00
8314 = Cloud 10 Ultra.....	1	0.00
8318 = AM-2201	1	0.00
9985 = BAD DATA Logically assigned.....	2	0.00
9991 = NEVER USED HALLUCINOGENS	47816	86.52
9997 = REFUSED	7	0.01
9998 = BLANK (NO ANSWER).....	1008	1.82
9999 = LEGITIMATE SKIP	6267	11.34

HALLUCINOGENS

HALNEWC

Len : 4 OTHER HALLUCINOGEN - SPECIFY 3

	Freq	Pct
142 = Belladonna.....	1	0.00
174 = Ambien, Stilnox, Zolpidem	1	0.00
507 = Halothane, ether, or other anesthetics; chloroform.....	1	0.00
520 = Old paint, paint.....	1	0.00
601 = LSD ("acid").....	1	0.00
604 = Psilocybin (mushrooms), sclerotia, shrooms	2	0.00
607 = OTHER Hallucinogen, NOT OTHERWISE SPECIFIED.....	2	0.00
614 = MDA, Methylenedioxy amphetamine.....	2	0.00
616 = DET, Dimethyltryptamine, DMT.....	3	0.01
636 = DOM, STP	2	0.00
652 = ALD-52	1	0.00
658 = Special K, Ketamine.....	2	0.00
698 = 2C-B, Bromo mescaline, Nexus	2	0.00
809 = Pills.....	1	0.00
1001 = Benadryl, Diphenhydramine <OTC>	1	0.00
6029 = DXM	3	0.01
6043 = Diviner's sage, Salvia divinorum.....	4	0.01
6074 = LSA.....	2	0.00
6114 = Molly; not otherwise specified	1	0.00
6115 = Foxy.....	1	0.00
6126 = 2,5-Dimethoxy-4-iodophenethylamine, 2C-I	3	0.01
6135 = 5-MeO-AMT	1	0.00
6138 = 2C-E, 2-5-Dimethoxy-4-ethyl-phenethylamine.....	3	0.01
6169 = 2,5-dimethoxy-4-chloroamphetamine, DOC	2	0.00
6185 = 25I-NBOMe, BOM-CI, Cimbi-5, NBOMe-2C-I.....	1	0.00
6186 = 3-MeO-2-Oxo-PCE, MXE, Methoxetamine.....	1	0.00
8058 = Cough medicine/syrup; type unspecified.....	1	0.00
8301 = Bath salts, otherwise unspecified	1	0.00
8310 = DMAA, Methylhexanamine.....	1	0.00
8318 = AM-2201	1	0.00
9991 = NEVER USED HALLUCINOGENS	47816	86.52
9997 = REFUSED	6	0.01
9998 = BLANK (NO ANSWER).....	1130	2.04
9999 = LEGITIMATE SKIP	6267	11.34

HALNEWD

Len : 4 OTHER HALLUCINOGEN - SPECIFY 4

	Freq	Pct
526 = Nail polish.....	1	0.00
607 = OTHER Hallucinogen, NOT OTHERWISE SPECIFIED.....	2	0.00
614 = MDA, Methylenedioxy amphetamine.....	1	0.00
616 = DET, Dimethyltryptamine, DMT.....	2	0.00
650 = Datura stramonium, daytura, thorn apple	1	0.00
698 = 2C-B, Bromo mescaline, Nexus	3	0.01
6029 = DXM	1	0.00
6043 = Diviner's sage, Salvia divinorum.....	1	0.00
6060 = Ololiuhqui.....	1	0.00
6061 = 5-MeO-DMT.....	1	0.00
6074 = LSA.....	1	0.00
6126 = 2,5-Dimethoxy-4-iodophenethylamine, 2C-I	4	0.01
6138 = 2C-E, 2-5-Dimethoxy-4-ethyl-phenethylamine.....	1	0.00
6174 = Methydone	1	0.00
8283 = Synthetic cannabinoids (eg, K2, Spice, JWH-018)	1	0.00
9991 = NEVER USED HALLUCINOGENS	47816	86.52
9997 = REFUSED	6	0.01
9998 = BLANK (NO ANSWER).....	1157	2.09
9999 = LEGITIMATE SKIP	6267	11.34

HALNEWE

Len : 4 OTHER HALLUCINOGEN - SPECIFY 5

	Freq	Pct
511 = Markers, felt-tip pens, ink pens	1	0.00
607 = OTHER Hallucinogen, NOT OTHERWISE SPECIFIED.....	1	0.00
6043 = Diviner's sage, Salvia divinorum.....	3	0.01
6074 = LSA.....	1	0.00
6138 = 2C-E, 2-5-Dimethoxy-4-ethyl-phenethylamine.....	3	0.01
9991 = NEVER USED HALLUCINOGENS	47816	86.52
9997 = REFUSED	6	0.01
9998 = BLANK (NO ANSWER).....	1170	2.12
9999 = LEGITIMATE SKIP	6267	11.34

HALLUCINOGENS

How old were you the first time you used [LSFILL]?

HALLAGE	Len : 3 AGE WHEN FIRST USED HALLUCINOGENS		
	RANGE = 1 - 67.....	Freq	Pct
	985 = BAD DATA Logically assigned.....	7180	12.99
	991 = NEVER USED HALLUCINOGENS.....	23	0.04
	994 = DON'T KNOW.....	47816	86.52
	997 = REFUSED.....	48	0.09
	998 = BLANK (NO ANSWER).....	25	0.05
		176	0.32

Did you first use [LSFILL] in [CURRENT YEAR - 1] or [CURRENT YEAR]?

Did you first use [LSFILL] in [CURRENT YEAR - 2] or [CURRENT YEAR - 1]?

In what month in [CURRENT YEAR] did you first use [LSFILL]?

HALYFU	Len : 4 YEAR OF FIRST HALLUCINOGEN USE - RECODE		
	RANGE = 2010 - 2012.....	Freq	Pct
	9985 = BAD DATA Logically assigned.....	894	1.62
	9989 = LEGITIMATE SKIP Logically assigned.....	107	0.19
	9991 = NEVER USED HALLUCINOGENS.....	113	0.20
	9994 = DON'T KNOW.....	47816	86.52
	9997 = REFUSED.....	48	0.09
	9998 = BLANK (NO ANSWER).....	26	0.05
	9999 = LEGITIMATE SKIP.....	177	0.32
		6087	11.01

In what month in [CURRENT YEAR] did you first use [LSFILL]?

In what month in [YEAR FROM LS03a or LS03b] did you first use [LSFILL]?

HALMFU	Len : 2 MONTH OF FIRST HALLUCINOGEN USE - RECODE		
	1 = January.....	Freq	Pct
	2 = February.....	89	0.16
	3 = March.....	52	0.09
	4 = April.....	65	0.12
	5 = May.....	72	0.13
	6 = June.....	65	0.12
	7 = July.....	91	0.16
	8 = August.....	96	0.17
	9 = September.....	63	0.11
	10 = October.....	63	0.11
	11 = November.....	89	0.16
	12 = December.....	62	0.11
	85 = BAD DATA Logically assigned.....	44	0.08
	89 = LEGITIMATE SKIP Logically assigned.....	107	0.19
	91 = NEVER USED HALLUCINOGENS.....	113	0.20
	94 = DON'T KNOW.....	47816	86.52
	97 = REFUSED.....	90	0.16
	98 = BLANK (NO ANSWER).....	27	0.05
	99 = LEGITIMATE SKIP.....	177	0.32
		6087	11.01

How long has it been since you last used [LSFILL]?

HALLREC	Len : 2 TIME SINCE LAST USED HALLUCINOGENS		
	1 = Within the past 30 days.....	Freq	Pct
	2 = More than 30 days ago but within the past 12 mos.....	430	0.78
	3 = More than 12 months ago.....	1218	2.20
	8 = Used at some point in the past 12 mos LOG ASSN.....	5380	9.73
	9 = Used at some point in lifetime LOG ASSN.....	52	0.09
	11 = Used in the past 30 days LOGICALLY ASSIGNED.....	152	0.28
	12 = Used >30 days ago but within pst 12 mos LOG ASSN.....	26	0.05
	91 = NEVER USED HALLUCINOGENS.....	17	0.03
	97 = REFUSED.....	47816	86.52
	98 = BLANK (NO ANSWER).....	1	0.00
		176	0.32

HALLUCINOGENS

HALYRTOT Len : 3 TOTAL # OF DAYS USED HALLUCINOGENS IN PAST 12 MOS

	Freq	Pct
RANGE = 1 - 358.....	1709	3.09
985 = BAD DATA Logically assigned.....	21	0.04
991 = NEVER USED HALLUCINOGENS	47816	86.52
993 = DID NOT USE HALLUCINOGENS IN THE PAST 12 MOS	5380	9.73
994 = DON'T KNOW.....	11	0.02
997 = REFUSED	3	0.01
998 = BLANK (NO ANSWER).....	328	0.59

HLTOTFG Len : 2 TRIMMING INDICATOR FOR HALYRTOT

	Freq	Pct
2 = Trimmed relative to the 30-day freq.....	5	0.01
98 = BLANK (NO ANSWER).....	55263	99.99

HLFQFLG Len : 2 TRIMMED HALYRTOT IF R USED < 12 MOS

	Freq	Pct
1 = Trimmed to be consistent with mo/yr of 1st use.....	105	0.19
98 = BLANK (NO ANSWER).....	55163	99.81

Now think about the past 12 months, from [DATEFILL] through today. We want to know how many days you've used [LSFILL] during the past 12 months.

What would be the easiest way for you to tell us how many days you've used it?

HLBSTWAY Len : 2 EASIEST WAY TO TELL US # DAYS USED HALLUCINOGEN

	Freq	Pct
1 = Prefer to answer in days per week.....	156	0.28
2 = Prefer to answer in days per month	262	0.47
3 = Prefer to answer in days per year	1277	2.31
11 = Prefer to ans in days per wk LOG ASSN.....	3	0.01
12 = Prefer to ans in days per mo LOG ASSN	3	0.01
13 = Prefer to ans in days per yr LOG ASSN	14	0.03
85 = BAD DATA Logically assigned.....	21	0.04
91 = NEVER USED HALLUCINOGENS	47816	86.52
93 = DID NOT USE HALLUCINOGENS IN THE PAST 12 MOS	5380	9.73
94 = DON'T KNOW.....	6	0.01
97 = REFUSED	2	0.00
98 = BLANK (NO ANSWER).....	328	0.59

On how many days in the past 12 months did you use [LSFILL]?

HLDAYPYR Len : 3 # DAYS USED HALLUCINOGEN PAST 12 MONTHS

	Freq	Pct
RANGE = 1 - 98.....	1294	2.34
985 = BAD DATA Logically assigned.....	16	0.03
989 = LEGITIMATE SKIP Logically assigned.....	7	0.01
991 = NEVER USED HALLUCINOGENS	47816	86.52
993 = DID NOT USE HALLUCINOGENS IN THE PAST 12 MOS	5380	9.73
994 = DON'T KNOW.....	8	0.01
997 = REFUSED	2	0.00
998 = BLANK (NO ANSWER).....	328	0.59
999 = LEGITIMATE SKIP	417	0.75

On average, how many days did you use [LSFILL] each month during the past 12 months?

HLDAYPMO Len : 2 # DAYS PER MONTH USED HALLUCINOGEN PAST 12 MONTHS

	Freq	Pct
RANGE = 1 - 31.....	263	0.48
85 = BAD DATA Logically assigned.....	2	0.00
89 = LEGITIMATE SKIP Logically assigned.....	3	0.01
91 = NEVER USED HALLUCINOGENS	47816	86.52
93 = DID NOT USE HALLUCINOGENS IN THE PAST 12 MOS	5380	9.73
94 = DON'T KNOW.....	10	0.02
97 = REFUSED	3	0.01
98 = BLANK (NO ANSWER).....	346	0.63
99 = LEGITIMATE SKIP	1445	2.61

HALLUCINOGENS

On average, how many days did you use [LSFILL] each week during the past 12 months?

HLDAYPWK	Len : 2 # DAYS PER WEEK USED HALLUCINOGEN PAST 12 MONTHS		
	RANGE = 1 - 7.....	Freq	Pct
	85 = BAD DATA Logically assigned.....	157	0.28
	91 = NEVER USED HALLUCINOGENS.....	5	0.01
	93 = DID NOT USE HALLUCINOGENS IN THE PAST 12 MOS.....	47816	86.52
	94 = DON'T KNOW.....	5380	9.73
	97 = REFUSED.....	11	0.02
	98 = BLANK (NO ANSWER).....	3	0.01
	99 = LEGITIMATE SKIP.....	344	0.62
		1552	2.81

Think specifically about the past 30 days, from [DATEFILL] up to and including today. During the past 30 days, on how many days did you use [LSFILL]?

HAL30USE	Len : 2 # DAYS USED HALLUCINOGEN PAST 30 DAYS		
	RANGE = 1 - 30.....	Freq	Pct
	85 = BAD DATA Logically assigned.....	442	0.80
	91 = NEVER USED HALLUCINOGENS.....	29	0.05
	93 = DID NOT USE HALLUCINOGENS IN THE PAST 30 DAYS.....	47816	86.52
	94 = DON'T KNOW.....	6615	11.97
	97 = REFUSED.....	2	0.00
	98 = BLANK (NO ANSWER).....	1	0.00
		363	0.66

What is your best estimate of the number of days you used [LSFILL] during the past 30 days?

HL30EST	Len : 2 BEST EST. # DAYS USED HALLUCINOGENS PAST 30 DAYS		
	5 = 20 to 29 days.....	Freq	Pct
	6 = All 30 days.....	1	0.00
	85 = BAD DATA Logically assigned.....	1	0.00
	91 = NEVER USED HALLUCINOGENS.....	1	0.00
	93 = DID NOT USE HALLUCINOGENS IN THE PAST 30 DAYS.....	47816	86.52
	94 = DON'T KNOW.....	6615	11.97
	98 = BLANK (NO ANSWER).....	1	0.00
	99 = LEGITIMATE SKIP.....	391	0.71
		442	0.80

Now think only about LSD. How old were you the first time you used LSD?

LSDAGE	Len : 3 AGE WHEN FIRST USED LSD		
	RANGE = 1 - 67.....	Freq	Pct
	985 = BAD DATA Logically assigned.....	3574	6.47
	991 = NEVER USED LSD.....	10	0.02
	994 = DON'T KNOW.....	51575	93.32
	997 = REFUSED.....	41	0.07
	998 = BLANK (NO ANSWER).....	23	0.04
		45	0.08

Did you first use LSD in [CURRENT YEAR - 1] or [CURRENT YEAR]?

Did you first use LSD in [CURRENT YEAR - 2] OR [CURRENT YEAR - 1]?

In what month in [CURRENT YEAR] did you first use LSD?

LSDYFU	Len : 4 YEAR OF FIRST LSD USE - RECODE		
	RANGE = 2010 - 2012.....	Freq	Pct
	9985 = BAD DATA Logically assigned.....	328	0.59
	9989 = LEGITIMATE SKIP Logically assigned.....	31	0.06
	9991 = NEVER USED LSD.....	10	0.02
	9994 = DON'T KNOW.....	51575	93.32
	9997 = REFUSED.....	41	0.07
	9998 = BLANK (NO ANSWER).....	24	0.04
	9999 = LEGITIMATE SKIP.....	48	0.09
		3211	5.81

HALLUCINOGENS

In what month in [CURRENT YEAR] did you first use LSD?

In what month in [YEAR FROM LS06 or LS07] did you first use LSD?

LSDMFU Len : 2 MONTH OF FIRST LSD USE - RECODE

	Freq	Pct
1 = January.....	25	0.05
2 = February.....	21	0.04
3 = March.....	23	0.04
4 = April.....	23	0.04
5 = May.....	27	0.05
6 = June.....	35	0.06
7 = July.....	27	0.05
8 = August.....	33	0.06
9 = September.....	20	0.04
10 = October.....	35	0.06
11 = November.....	28	0.05
12 = December.....	16	0.03
85 = BAD DATA Logically assigned.....	33	0.06
89 = LEGITIMATE SKIP Logically assigned.....	10	0.02
91 = NEVER USED LSD.....	51575	93.32
94 = DON'T KNOW.....	51	0.09
97 = REFUSED.....	26	0.05
98 = BLANK (NO ANSWER).....	49	0.09
99 = LEGITIMATE SKIP.....	3211	5.81

Now think only about LSD. How long has it been since you last used LSD?

LSDREC Len : 2 TIME SINCE LAST USED LSD

	Freq	Pct
1 = Within the past 30 days.....	89	0.16
2 = More than 30 days ago but within the past 12 mos.....	370	0.67
3 = More than 12 months ago.....	3120	5.65
8 = Used at some point in the past 12 mos LOG ASSN.....	18	0.03
9 = Used at some point in the lifetime LOG ASSN.....	52	0.09
91 = NEVER USED LSD.....	51575	93.32
97 = REFUSED.....	5	0.01
98 = BLANK (NO ANSWER).....	39	0.07

Now think only about PCP. How old were you the first time you used PCP?

PCPAGE Len : 3 AGE WHEN FIRST USED PCP

	Freq	Pct
RANGE = 4 - 63.....	815	1.47
985 = BAD DATA Logically assigned.....	3	0.01
991 = NEVER USED PCP.....	54372	98.38
994 = DON'T KNOW.....	15	0.03
997 = REFUSED.....	11	0.02
998 = BLANK (NO ANSWER).....	52	0.09

Did you first use PCP in [CURRENT YEAR - 1] or [CURRENT YEAR]?

Did you first use PCP in [CURRENT YEAR - 2] OR [CURRENT YEAR - 1]?

In what month in [CURRENT YEAR] did you first use PCP?

PCPYFU Len : 4 YEAR OF FIRST PCP USE - RECODE

	Freq	Pct
RANGE = 2010 - 2012.....	69	0.12
9985 = BAD DATA Logically assigned.....	6	0.01
9989 = LEGITIMATE SKIP Logically assigned.....	5	0.01
9991 = NEVER USED PCP.....	54372	98.38
9994 = DON'T KNOW.....	15	0.03
9997 = REFUSED.....	11	0.02
9998 = BLANK (NO ANSWER).....	55	0.10
9999 = LEGITIMATE SKIP.....	735	1.33

HALLUCINOGENS

In what month in [CURRENT YEAR] did you first use PCP?

In what month in [YEAR FROM LS12 or LS13] did you first use PCP?

PCPMFU Len : 2 MONTH OF FIRST PCP USE - RECODE

	Freq	Pct
1 = January.....	7	0.01
2 = February.....	5	0.01
3 = March.....	2	0.00
4 = April.....	9	0.02
5 = May.....	6	0.01
6 = June.....	7	0.01
7 = July.....	9	0.02
8 = August.....	5	0.01
9 = September.....	2	0.00
10 = October.....	3	0.01
11 = November.....	9	0.02
12 = December.....	2	0.00
85 = BAD DATA Logically assigned.....	6	0.01
89 = LEGITIMATE SKIP Logically assigned.....	5	0.01
91 = NEVER USED PCP.....	54372	98.38
94 = DON'T KNOW.....	18	0.03
97 = REFUSED.....	11	0.02
98 = BLANK (NO ANSWER).....	55	0.10
99 = LEGITIMATE SKIP.....	735	1.33

How long has it been since you last used PCP?

PCPREC Len : 2 TIME SINCE LAST USED PCP

	Freq	Pct
1 = Within the past 30 days.....	15	0.03
2 = More than 30 days ago but within the past 12 mos.....	53	0.10
3 = More than 12 months ago.....	748	1.35
8 = Used at some point in the past 12 mos LOG ASSN.....	1	0.00
9 = Used at some point in the lifetime LOG ASSN.....	27	0.05
91 = NEVER USED PCP.....	54372	98.38
97 = REFUSED.....	3	0.01
98 = BLANK (NO ANSWER).....	49	0.09

Now think only about 'Ecstasy.' How old were you the first time you used 'Ecstasy,' also known as MDMA?

ECSAGE Len : 3 AGE WHEN FIRST USED ECSTASY

	Freq	Pct
RANGE = 1 - 67.....	3989	7.22
985 = BAD DATA Logically assigned.....	14	0.03
991 = NEVER USED ECSTASY.....	51162	92.57
994 = DON'T KNOW.....	17	0.03
997 = REFUSED.....	15	0.03
998 = BLANK (NO ANSWER).....	71	0.13

Did you first use 'Ecstasy' in [CURRENT YEAR - 1] or [CURRENT YEAR]?

Did you first use 'Ecstasy' in [CURRENT YEAR - 2] or [CURRENT YEAR - 1]?

In what month in [CURRENT YEAR] did you first use 'Ecstasy'?

ECSYFU Len : 4 YEAR OF FIRST ECSTASY USE - RECODE

	Freq	Pct
RANGE = 2010 - 2012.....	693	1.25
9985 = BAD DATA Logically assigned.....	42	0.08
9989 = LEGITIMATE SKIP Logically assigned.....	21	0.04
9991 = NEVER USED ECSTASY.....	51162	92.57
9994 = DON'T KNOW.....	19	0.03
9997 = REFUSED.....	15	0.03
9998 = BLANK (NO ANSWER).....	95	0.17
9999 = LEGITIMATE SKIP.....	3221	5.83

HALLUCINOGENS

In what month in [CURRENT YEAR] did you first use 'Ecstasy'?

In what month in [YEAR FROM LS18 or LS19] did you first use 'Ecstasy'?

ECSMFU Len : 2 MONTH OF FIRST ECSTASY USE - RECODE

	Freq	Pct
1 = January.....	65	0.12
2 = February.....	45	0.08
3 = March.....	49	0.09
4 = April.....	53	0.10
5 = May.....	49	0.09
6 = June.....	80	0.14
7 = July.....	77	0.14
8 = August.....	47	0.09
9 = September.....	52	0.09
10 = October.....	68	0.12
11 = November.....	44	0.08
12 = December.....	35	0.06
85 = BAD DATA Logically assigned.....	43	0.08
89 = LEGITIMATE SKIP Logically assigned.....	21	0.04
91 = NEVER USED ECSTASY.....	51162	92.57
94 = DON'T KNOW.....	46	0.08
97 = REFUSED.....	15	0.03
98 = BLANK (NO ANSWER).....	96	0.17
99 = LEGITIMATE SKIP.....	3221	5.83

How long has it been since you last used 'Ecstasy,' also known as MDMA?

ECSREC Len : 2 TIME SINCE LAST USED ECSTASY

	Freq	Pct
1 = Within the past 30 days.....	240	0.43
2 = More than 30 days ago but within the past 12 mos.....	774	1.40
3 = More than 12 months ago.....	2925	5.29
8 = Used at some point in the past 12 mos LOG ASSN.....	16	0.03
9 = Used at some point in the lifetime LOG ASSN.....	86	0.16
91 = NEVER USED ECSTASY.....	51162	92.57
97 = REFUSED.....	7	0.01
98 = BLANK (NO ANSWER).....	58	0.10

INHALANTS

INHALANTS

These next questions are about liquids, sprays, and gases that people sniff or inhale to get high or to make them feel good. We are not interested in times when you inhaled a substance accidentally - such as when painting, cleaning an oven, or filling a car with gasoline.

The questions use the term 'inhalant' to include all the things listed below, as well as any other substances that people sniff or inhale for kicks or to get high. Take a moment to look at the substances listed below so you know what kinds of liquids, sprays, and gases these questions are about.

- Amyl nitrite, 'poppers,' locker room odorizers, or 'rush'
- Correction fluid, degreaser, or cleaning fluid
- Gasoline or lighter fluid
- Glue, shoe polish, or toluene
- Halothane, ether, or other paint solvents
- Lighter gases, such as butane or propane
- Nitrous oxide or 'whippits'
- Spray paints
- Other aerosol sprays

Have you ever, even once, inhaled amyl nitrite, 'poppers,' locker room odorizers, or 'rush' for kicks or to get high?

AMYLNIT	Len : 2	EVER INHALED AMYL NITRITE, 'POPPERS,' RUSH, ETC.		
			Freq	Pct
		1 = Yes	1053	1.91
		2 = No.....	3619	6.55
		3 = Yes LOGICALLY ASSIGNED	1	0.00
		91 = NEVER USED INHALANTS.....	50561	91.48
		94 = DON'T KNOW.....	29	0.05
		97 = REFUSED	5	0.01

Have you ever, even once, inhaled correction fluid, degreaser, or cleaning fluid for kicks or to get high?

CLEFLU	Len : 2	EVER INHALED CORRECTION FLUID, DEGREASER, ETC.		
			Freq	Pct
		1 = Yes	453	0.82
		2 = No.....	4228	7.65
		3 = Yes LOGICALLY ASSIGNED	7	0.01
		91 = NEVER USED INHALANTS.....	50561	91.48
		94 = DON'T KNOW.....	14	0.03
		97 = REFUSED	5	0.01

Have you ever, even once, inhaled gasoline or lighter fluid for kicks or to get high?

GAS	Len : 2	EVER INHALED GASOLINE OR LIGHTER FLUID		
			Freq	Pct
		1 = Yes	910	1.65
		2 = No.....	3765	6.81
		3 = Yes LOGICALLY ASSIGNED	3	0.01
		91 = NEVER USED INHALANTS.....	50561	91.48
		94 = DON'T KNOW.....	19	0.03
		97 = REFUSED	10	0.02

Have you ever, even once, inhaled glue, shoe polish, or toluene for kicks or to get high?

GLUE	Len : 2	EVER INHALED GLUE, SHOE POLISH, OR TOLUENE		
			Freq	Pct
		1 = Yes	874	1.58
		2 = No.....	3805	6.88
		3 = Yes LOGICALLY ASSIGNED	3	0.01
		91 = NEVER USED INHALANTS.....	50561	91.48
		94 = DON'T KNOW.....	15	0.03
		97 = REFUSED	10	0.02

INHALANTS

Have you ever, even once, inhaled halothane, ether, or other anesthetics for kicks or to get high?

ETHER	Len : 2	EVER INHALED HALOTHANE, ETHER, OR OTHER ANESTHETIC		
			Freq	Pct
		1 = Yes	193	0.35
		2 = No.....	4484	8.11
		3 = Yes LOGICALLY ASSIGNED	2	0.00
		91 = NEVER USED INHALANTS.....	50561	91.48
		94 = DON'T KNOW.....	24	0.04
		97 = REFUSED	4	0.01

Have you ever, even once, inhaled lacquer thinner or other paint solvents for kicks or to get high?

SOLVENT	Len : 2	EVER INHALED LACQUER THINNER, OTHER PAINT SOLVENTS		
			Freq	Pct
		1 = Yes	446	0.81
		2 = No.....	4236	7.66
		91 = NEVER USED INHALANTS.....	50561	91.48
		94 = DON'T KNOW.....	19	0.03
		97 = REFUSED	6	0.01

Have you ever, even once, inhaled lighter gases, such as butane or propane for kicks or to get high?

LGAS	Len : 2	EVER INHALED LIGHTER GASES (BUTANE, PROPANE)		
			Freq	Pct
		1 = Yes	231	0.42
		2 = No.....	4458	8.07
		91 = NEVER USED INHALANTS.....	50561	91.48
		94 = DON'T KNOW.....	15	0.03
		97 = REFUSED	3	0.01

Have you ever, even once, inhaled nitrous oxide or 'whippits' for kicks or to get high?

NITOXID	Len : 2	EVER INHALED NITROUS OXIDE OR 'WHIPPITS'		
			Freq	Pct
		1 = Yes	2347	4.25
		2 = No.....	2328	4.21
		3 = Yes LOGICALLY ASSIGNED	3	0.01
		91 = NEVER USED INHALANTS.....	50561	91.48
		94 = DON'T KNOW.....	27	0.05
		97 = REFUSED	2	0.00

Have you ever, even once, inhaled spray paints for kicks or to get high?

SPPAINT	Len : 2	EVER INHALED SPRAY PAINTS		
			Freq	Pct
		1 = Yes	666	1.21
		2 = No.....	4013	7.26
		91 = NEVER USED INHALANTS.....	50561	91.48
		94 = DON'T KNOW.....	20	0.04
		97 = REFUSED	8	0.01

Have you ever, even once, inhaled some other aerosol spray for kicks or to get high?

AEROS	Len : 2	EVER INHALED OTHER AEROSOL SPRAYS		
			Freq	Pct
		1 = Yes	701	1.27
		2 = No.....	3968	7.18
		3 = Yes LOGICALLY ASSIGNED	10	0.02
		91 = NEVER USED INHALANTS.....	50561	91.48
		94 = DON'T KNOW.....	23	0.04
		97 = REFUSED	5	0.01

INHALANTS

Have you ever, even once used any other inhalants for kicks or to get high besides the ones that have been listed?

INHNOLST		Len : 2	EVER USED OTHER INHALANTS	Freq	Pct
1	= Yes	460	0.83
2	= No	4217	7.63
91	= NEVER USED INHALANTS	50561	91.48
94	= DON'T KNOW	22	0.04
97	= REFUSED	8	0.01

INHNEWA		Len : 4	OTHER INHALANT - SPECIFY 1	Freq	Pct
322	= Methamphetamine ("ice" or "crank"), Meth	1	0.00
377	= Albuterol, Pro-Air, Proventil, Ventolin	4	0.01
420	= OTHER Analgesic, NOT OTHERWISE SPECIFIED	1	0.00
434	= Vicodin, Lortab, Lorcet, Anexsia, Co-Gesic	1	0.00
501	= Gasoline or lighter fluids	5	0.01
502	= Spray paints	1	0.00
503	= Other aerosol sprays	29	0.05
504	= Shoeshine liquid, glue, or toluene	3	0.01
506	= Amyl nitrite, "poppers," locker room odorizer, "rush"	3	0.01
507	= Halothane, ether, or other anesthetics; chloroform	2	0.00
508	= Nitrous oxide, "whippits," dentist gas	6	0.01
509	= Correction fluids, degreasers, cleaning fluids	2	0.00
510	= OTHER Inhalant, NOT OTHERWISE SPECIFIED	16	0.03
511	= Markers, felt-tip pens, ink pens	91	0.16
516	= CHC, chlorofluorocarbon, freon, refrigerant	10	0.02
518	= Acetone, nail polish remover	9	0.02
519	= Helium	18	0.03
524	= White-Out	7	0.01
526	= Nail polish	12	0.02
528	= Whipped-cream can	4	0.01
531	= Candy, powdered candy, sugar	3	0.01
540	= PAM	1	0.00
548	= Cologne, isopropanol vapors, rubbing alcohol	4	0.01
553	= Pixie sticks	2	0.00
560	= Diswashing detergent, laundry detergent, soap	1	0.00
582	= WD-40	1	0.00
586	= Carbon from empty soft drink bottle	1	0.00
590	= Canned air, compressed air	7	0.01
592	= Computer air duster, computer cleaner, dust-off	101	0.18
594	= Starting fluid	1	0.00
599	= Potpourri	1	0.00
637	= Purple haze	1	0.00
639	= Nutmeg, Mace	1	0.00
803	= Marijuana, MarrJane, Mary Jane, MJ, pot, weed	4	0.01
807	= Alcohol, beer, ethanol, EtOH, pink champagne	2	0.00
3007	= Nasal inhalant	1	0.00
4046	= Oxycodone or unspecified oxycodone products	1	0.00
5024	= Candle, citronella candle	1	0.00
5032	= Nitrogen	1	0.00
5042	= Fuels other than gasoline	1	0.00
5049	= Hand sanitizer/cleaner; contents unspecified	7	0.01
5053	= Electronics cleaner	2	0.00
5062	= Amazing Elastic Plastic	1	0.00
5069	= Febreze	1	0.00
5074	= Floor wax stripper	1	0.00
5078	= Axe body spray	2	0.00
5088	= Jungle juice	1	0.00
5091	= Germ-X	2	0.00
5098	= Axe/Axe deodorant; aerosol unspecified	2	0.00
5126	= Rubber rejuvenator	1	0.00
8024	= Asthma inhaler, asthma medication, bronchial dilator	6	0.01
8118	= Smoking; not otherwise specified	1	0.00
8227	= Sativa; otherwise unspecified	1	0.00
8283	= Synthetic cannabinoids (eg, K2, Spice, JWH-018)	2	0.00
9985	= BAD DATA Logically assigned	2	0.00
9991	= NEVER USED INHALANTS	50561	91.48
9997	= REFUSED	19	0.03
9998	= BLANK (NO ANSWER)	78	0.14
9999	= LEGITIMATE SKIP	4217	7.63

INHALANTS

INHNEWB

Len : 4 OTHER INHALANT - SPECIFY 2

	Freq	Pct
503 = Other aerosol sprays.....	4	0.01
504 = Shoeshine liquid, glue, or toluene	1	0.00
508 = Nitrous oxide, "whippits," dentist gas.....	2	0.00
510 = OTHER Inhalant, NOT OTHERWISE SPECIFIED	4	0.01
511 = Markers, felt-tip pens, ink pens	10	0.02
516 = CFC, chlorofluorocarbon, freon, refrigerant.....	1	0.00
518 = Acetone, nail polish remover.....	3	0.01
524 = White-Out	1	0.00
528 = Whipped-cream can.....	1	0.00
531 = Candy, powdered candy, sugar.....	1	0.00
560 = Diswashing detergent, laundry detergent, soap.....	1	0.00
592 = Computer air duster, computer cleaner, dust-off	8	0.01
604 = Psilocybin (mushrooms), sclerotia, shrooms	1	0.00
637 = Purple haze	1	0.00
803 = Marijuana, MarrJane, Mary Jane, MJ, pot, weed	1	0.00
5003 = Methane.....	1	0.00
5022 = Carbon dioxide, CO2, dry ice hits, CO2 tank.....	1	0.00
5028 = Carburetor cleaner, engine cleaner.....	1	0.00
5078 = Axe body spray	1	0.00
5098 = Axe/Axe deodorant; aerosol unspecified.....	1	0.00
8024 = Asthma inhaler, asthma medication, bronchial dilator.....	2	0.00
9985 = BAD DATA Logically assigned.....	4	0.01
9991 = NEVER USED INHALANTS.....	50561	91.48
9997 = REFUSED	9	0.02
9998 = BLANK (NO ANSWER).....	430	0.78
9999 = LEGITIMATE SKIP	4217	7.63

INHNEWC

Len : 4 OTHER INHALANT - SPECIFY 3

	Freq	Pct
510 = OTHER Inhalant, NOT OTHERWISE SPECIFIED	3	0.01
518 = Acetone, nail polish remover.....	1	0.00
526 = Nail polish	1	0.00
551 = Oven cleaner	1	0.00
592 = Computer air duster, computer cleaner, dust-off	2	0.00
5004 = Ink print, paper.....	1	0.00
9985 = BAD DATA Logically assigned.....	1	0.00
9991 = NEVER USED INHALANTS.....	50561	91.48
9997 = REFUSED	9	0.02
9998 = BLANK (NO ANSWER).....	471	0.85
9999 = LEGITIMATE SKIP	4217	7.63

INHNEWD

Len : 4 OTHER INHALANT - SPECIFY 4

	Freq	Pct
510 = OTHER Inhalant, NOT OTHERWISE SPECIFIED	2	0.00
511 = Markers, felt-tip pens, ink pens	1	0.00
526 = Nail polish	1	0.00
9985 = BAD DATA Logically assigned.....	1	0.00
9991 = NEVER USED INHALANTS.....	50561	91.48
9997 = REFUSED	8	0.01
9998 = BLANK (NO ANSWER).....	477	0.86
9999 = LEGITIMATE SKIP	4217	7.63

INHNEWE

Len : 4 OTHER INHALANT - SPECIFY 5

	Freq	Pct
510 = OTHER Inhalant, NOT OTHERWISE SPECIFIED	1	0.00
518 = Acetone, nail polish remover.....	1	0.00
9985 = BAD DATA Logically assigned.....	1	0.00
9991 = NEVER USED INHALANTS.....	50561	91.48
9997 = REFUSED	8	0.01
9998 = BLANK (NO ANSWER).....	479	0.87
9999 = LEGITIMATE SKIP	4217	7.63

INHALANTS

The answers that people give us about their use of inhalants are important to this study's success. We know that this information is personal, but remember your answers will be kept confidential.

Please think again about answering this question: Have you ever, even once, used any type of inhalant for kicks or to get high?

NOTE: This variable was coded as 1 if respondents answered yes to the above question and 91 if respondents answered the above question as no (see below). This variable also was coded as 1 if the questions corresponding to any of the following variables were answered as yes: AMYLNIT, CLEFLU, GAS, GLUE, ETHER, SOLVENT, LGAS, NITOXID, SPPAINT, AEROS, or INHNOLST. This variable also was coded as 91 if all of the above variables were coded as 91.

INHEVER	Len : 2 EVER USED INHALANTS		
	1 = Yes	Freq	Pct
	91 = NEVER USED INHALANTS	4613	8.35
	98 = BLANK (NO ANSWER)	50561	91.48
		94	0.17

How old were you the first time you used any inhalant for kicks or to get high?

INHAGE	Len : 3 AGE WHEN FIRST USED INHALANTS		
	RANGE = 1 - 66	Freq	Pct
	985 = BAD DATA Logically assigned	4392	7.95
	991 = NEVER USED INHALANTS	29	0.05
	994 = DON'T KNOW	50561	91.48
	997 = REFUSED	123	0.22
	998 = BLANK (NO ANSWER)	69	0.12
		94	0.17

Did you first use an inhalant of any kind for kicks or to get high in [CURRENT YEAR - 1] or [CURRENT YEAR]?

Did you first use an inhalant of any kind for kicks or to get high in [CURRENT YEAR - 2] or [CURRENT YEAR - 1]?

In what month in [CURRENT YEAR] did you first use an inhalant of any kind for kicks or to get high?

INHYFU	Len : 4 YEAR OF FIRST INHALANT USE - RECODE		
	RANGE = 2010 - 2012	Freq	Pct
	9985 = BAD DATA Logically assigned	512	0.93
	9989 = LEGITIMATE SKIP Logically assigned	92	0.17
	9991 = NEVER USED INHALANTS	39	0.07
	9994 = DON'T KNOW	50561	91.48
	9997 = REFUSED	126	0.23
	9998 = BLANK (NO ANSWER)	71	0.13
	9999 = LEGITIMATE SKIP	94	0.17
		3773	6.83

INHALANTS

In what month in [CURRENT YEAR] did you first use an inhalant of any kind for kicks or to get high?

In what month in [YEAR FROM IN03a or IN03b] did you first use an inhalant of any kind for kicks or to get high?

INHMFU Len : 2 MONTH OF FIRST INHALANT USE - RECODE

	Freq	Pct
1 = January.....	49	0.09
2 = February.....	33	0.06
3 = March.....	40	0.07
4 = April.....	36	0.07
5 = May.....	40	0.07
6 = June.....	42	0.08
7 = July.....	51	0.09
8 = August.....	39	0.07
9 = September.....	33	0.06
10 = October.....	26	0.05
11 = November.....	24	0.04
12 = December.....	34	0.06
85 = BAD DATA Logically assigned.....	92	0.17
89 = LEGITIMATE SKIP Logically assigned.....	39	0.07
91 = NEVER USED INHALANTS.....	50561	91.48
94 = DON'T KNOW.....	187	0.34
97 = REFUSED.....	75	0.14
98 = BLANK (NO ANSWER).....	94	0.17
99 = LEGITIMATE SKIP.....	3773	6.83

How long has it been since you last used any inhalant for kicks or to get high?

INHREC Len : 2 TIME SINCE LAST USED INHALANTS

	Freq	Pct
1 = Within the past 30 days.....	182	0.33
2 = More than 30 days ago but within the past 12 mos.....	518	0.94
3 = More than 12 months ago.....	3731	6.75
8 = Used at some point in the past 12 mos LOG ASSN.....	21	0.04
9 = Used at some point in lifetime LOG ASSN.....	157	0.28
11 = Used in the past 30 days LOGICALLY ASSIGNED.....	4	0.01
91 = NEVER USED INHALANTS.....	50561	91.48
98 = BLANK (NO ANSWER).....	94	0.17

INHVRTOT Len : 3 TOTAL # OF DAYS USED INHALANT PAST 12 MONTHS

	Freq	Pct
RANGE = 1 - 364.....	696	1.26
985 = BAD DATA Logically assigned.....	5	0.01
991 = NEVER USED INHALANTS.....	50561	91.48
993 = DID NOT USE INHALANTS IN THE PAST 12 MOS.....	3731	6.75
994 = DON'T KNOW.....	18	0.03
997 = REFUSED.....	6	0.01
998 = BLANK (NO ANSWER).....	251	0.45

INTOTFG Len : 2 TRIMMING INDICATOR FOR INHVRTOT

	Freq	Pct
1 = Trimmed to 365 days (no further editing).....	1	0.00
2 = Trimmed relative to the 30-day freq.....	1	0.00
98 = BLANK (NO ANSWER).....	55266	100.0

INFQFLG Len : 2 TRIMMED INHVRTOT IF R USED < 12 MOS

	Freq	Pct
1 = Trimmed to be consistent with mo/yr of 1st use.....	96	0.17
98 = BLANK (NO ANSWER).....	55172	99.83

INHALANTS

Now think about the past 12 months, from [DATEFILL] through today. We want to know how many days you've used an inhalant of any kind for kicks or to get high during the past 12 months.

What would be the easiest way for you to tell us how many days you've done this?

INBSTWAY Len : 2 EASIEST WAY TO TELL US # DAYS USED INHALANTS

	Freq	Pct
1 = Prefer to answer in days per week	110	0.20
2 = Prefer to answer in days per month	165	0.30
3 = Prefer to answer in days per year	410	0.74
11 = Prefer to ans in days per wk LOG ASSN.....	4	0.01
12 = Prefer to ans in days per mo LOG ASSN.....	5	0.01
13 = Prefer to ans in days per yr LOG ASSN.....	17	0.03
85 = BAD DATA Logically assigned.....	5	0.01
91 = NEVER USED INHALANTS.....	50561	91.48
93 = DID NOT USE INHALANTS IN THE PAST 12 MOS	3731	6.75
94 = DON'T KNOW.....	4	0.01
97 = REFUSED	5	0.01
98 = BLANK (NO ANSWER).....	251	0.45

On how many days in the past 12 months did you use an inhalant of any kind for kicks or to get high?

INDAYPYR Len : 3 # DAYS USED INHALANT PAST 12 MONTHS

	Freq	Pct
RANGE = 1 - 110.....	422	0.76
985 = BAD DATA Logically assigned.....	4	0.01
989 = LEGITIMATE SKIP Logically assigned.....	9	0.02
991 = NEVER USED INHALANTS.....	50561	91.48
993 = DID NOT USE INHALANTS IN THE PAST 12 MOS	3731	6.75
994 = DON'T KNOW.....	11	0.02
997 = REFUSED	3	0.01
998 = BLANK (NO ANSWER).....	252	0.46
999 = LEGITIMATE SKIP	275	0.50

On average, how many days did you use an inhalant of any kind for kicks or to get high each month during the past 12 months?

INDAYPMO Len : 2 # DAYS PER MONTH USED INHALANT PAST 12 MONTHS

	Freq	Pct
RANGE = 1 - 27.....	167	0.30
85 = BAD DATA Logically assigned.....	1	0.00
89 = LEGITIMATE SKIP Logically assigned.....	4	0.01
91 = NEVER USED INHALANTS.....	50561	91.48
93 = DID NOT USE INHALANTS IN THE PAST 12 MOS	3731	6.75
94 = DON'T KNOW.....	11	0.02
97 = REFUSED	6	0.01
98 = BLANK (NO ANSWER).....	255	0.46
99 = LEGITIMATE SKIP	532	0.96

On average, how many days did you use an inhalant of any kind for kicks or to get high each week during the past 12 months?

INDAYPWK Len : 2 # DAYS PER WEEK USED INHALANT PAST 12 MONTHS

	Freq	Pct
RANGE = 1 - 7.....	107	0.19
91 = NEVER USED INHALANTS.....	50561	91.48
93 = DID NOT USE INHALANTS IN THE PAST 12 MOS	3731	6.75
94 = DON'T KNOW.....	18	0.03
97 = REFUSED	6	0.01
98 = BLANK (NO ANSWER).....	256	0.46
99 = LEGITIMATE SKIP	589	1.07

INHALANTS

Think specifically about the past 30 days, from [DATEFILL] up to and including today. During the past 30 days, on how many days did you use any inhalant for kicks or to get high?

INHDY30A Len : 2 # DAYS USED INHALANT PAST 30 DAYS

	Freq	Pct
RANGE = 1 - 30.....	173	0.31
85 = BAD DATA Logically assigned.....	20	0.04
91 = NEVER USED INHALANTS.....	50561	91.48
93 = DID NOT USE INHALANTS IN THE PAST 30 DAYS.....	4249	7.69
94 = DON'T KNOW.....	7	0.01
97 = REFUSED.....	2	0.00
98 = BLANK (NO ANSWER).....	256	0.46

What is your best estimate of the number of days you used any inhalant for kicks or to get high during the past 30 days?

IN30EST Len : 2 BEST ESTIMATE # DAYS USED INHALANTS PAST 30 DAYS

	Freq	Pct
1 = 1 or 2 days.....	2	0.00
2 = 3 to 5 days.....	1	0.00
3 = 6 to 9 days.....	1	0.00
4 = 10 to 19 days.....	1	0.00
91 = NEVER USED INHALANTS.....	50561	91.48
93 = DID NOT USE INHALANTS IN THE PAST 30 DAYS.....	4249	7.69
94 = DON'T KNOW.....	2	0.00
97 = REFUSED.....	2	0.00
98 = BLANK (NO ANSWER).....	276	0.50
99 = LEGITIMATE SKIP.....	173	0.31

PAIN RELIEVERS

PAIN RELIEVERS

Now we have some questions about drugs that people are supposed to take only if they have a prescription from a doctor. We are only interested in your use of a drug if:

- the drug was not prescribed for you, or
- you took the drug only for the experience or feeling it caused.

These questions are about the use of pain relievers. We are not interested in your use of "over-the-counter" pain relievers such as aspirin, Tylenol, or Advil that can be bought in drug stores or grocery stores without a doctor's prescription.

Card A shows pictures of some different kinds of prescription pain relievers and lists the names of some others. These pictures show only pills, but we are interested in your use of any form of prescription pain relievers that were not prescribed for you or that you took only for the experience or feeling they caused. Please look at Card A carefully as you answer the next questions.

Have you ever, even once, used Darvocet, Darvon, or Tylenol with codeine that was not prescribed for you or that you took only for the experience or feeling it caused?

DARVTYLC Len : 2 EVER USED DARVOCET, DARVON, OR TYLENOL W/ CODEINE

	Freq	Pct
1 = Yes	3717	6.73
2 = No.....	5024	9.09
3 = Yes LOGICALLY ASSIGNED	2	0.00
81 = NEVER USED PAIN RELIEVERS Logically assigned.....	71	0.13
85 = BAD DATA Logically assigned.....	2	0.00
91 = NEVER USED PAIN RELIEVERS.....	46327	83.82
94 = DON'T KNOW.....	111	0.20
97 = REFUSED	13	0.02
98 = BLANK (NO ANSWER).....	1	0.00

Have you ever, even once, used Percocet, Percodan, or Tylox that was not prescribed for you or that you took only for the experience or feeling it caused?

PERCTYLC Len : 2 EVER USED PERCOCET, PERCODAN, OR TYLOX

	Freq	Pct
1 = Yes	3268	5.91
2 = No.....	5535	10.01
3 = Yes LOGICALLY ASSIGNED	13	0.02
81 = NEVER USED PAIN RELIEVERS Logically assigned.....	71	0.13
85 = BAD DATA Logically assigned.....	2	0.00
91 = NEVER USED PAIN RELIEVERS.....	46327	83.82
94 = DON'T KNOW.....	44	0.08
97 = REFUSED	7	0.01
98 = BLANK (NO ANSWER).....	1	0.00

Have you ever, even once, used Vicodin, Lortab, or Lorcet that was not prescribed for you or that you took only for the experience or feeling it caused?

VICOLOR Len : 2 EVER USED VICODIN, LORTAB, OR LORCET

	Freq	Pct
1 = Yes	5566	10.07
2 = No.....	3230	5.84
3 = Yes LOGICALLY ASSIGNED	18	0.03
81 = NEVER USED PAIN RELIEVERS Logically assigned.....	71	0.13
85 = BAD DATA Logically assigned.....	2	0.00
91 = NEVER USED PAIN RELIEVERS.....	46327	83.82
94 = DON'T KNOW.....	48	0.09
97 = REFUSED	5	0.01
98 = BLANK (NO ANSWER).....	1	0.00

PAIN RELIEVERS

Please look at the pain relievers shown below the red line on Card A.

Have you ever, even once, used any of these pain relievers when they were not prescribed for you or that you took only for the experience or feeling they caused?

ANLCARD Len : 2 EVER USED PAIN RELIEVER BELOW RED LINE ON CARD A

	Freq	Pct
1 = Yes	4193	7.59
2 = No.....	4545	8.22
3 = Yes LOGICALLY ASSIGNED	58	0.10
81 = NEVER USED PAIN RELIEVERS Logically assigned.....	71	0.13
85 = BAD DATA Logically assigned.....	2	0.00
91 = NEVER USED PAIN RELIEVERS.....	46327	83.82
94 = DON'T KNOW.....	61	0.11
97 = REFUSED	10	0.02
98 = BLANK (NO ANSWER).....	1	0.00

Which of the pain relievers shown below the red line on Card A have you used when they were not prescribed for you or that you took only for the experience or feeling they caused?

CODEINE Len : 2 EVER USED CODEINE NONMEDICALLY

	Freq	Pct
1 = Response entered	1693	3.06
3 = Response entered LOGICALLY ASSIGNED.....	9	0.02
6 = Response not entered.....	2478	4.48
81 = NEVER USED PAIN RELIEVERS Logically assigned.....	71	0.13
91 = NEVER USED PAIN RELIEVERS.....	46327	83.82
94 = DON'T KNOW.....	40	0.07
97 = REFUSED	41	0.07
98 = BLANK (NO ANSWER).....	64	0.12
99 = LEGITIMATE SKIP	4545	8.22

DEMEROL Len : 2 EVER USED DEMEROL NONMEDICALLY

	Freq	Pct
1 = Response entered	356	0.64
3 = Response entered LOGICALLY ASSIGNED.....	3	0.01
6 = Response not entered.....	3821	6.91
81 = NEVER USED PAIN RELIEVERS Logically assigned.....	71	0.13
91 = NEVER USED PAIN RELIEVERS.....	46327	83.82
94 = DON'T KNOW.....	40	0.07
97 = REFUSED	41	0.07
98 = BLANK (NO ANSWER).....	64	0.12
99 = LEGITIMATE SKIP	4545	8.22

DILAUD Len : 2 EVER USED DILAUDID NONMEDICALLY

	Freq	Pct
1 = Response entered	348	0.63
3 = Response entered LOGICALLY ASSIGNED.....	9	0.02
6 = Response not entered.....	3823	6.92
81 = NEVER USED PAIN RELIEVERS Logically assigned.....	71	0.13
91 = NEVER USED PAIN RELIEVERS.....	46327	83.82
94 = DON'T KNOW.....	40	0.07
97 = REFUSED	41	0.07
98 = BLANK (NO ANSWER).....	64	0.12
99 = LEGITIMATE SKIP	4545	8.22

FIORICET Len : 2 EVER USED FIORICET NONMEDICALLY

	Freq	Pct
1 = Response entered	72	0.13
6 = Response not entered.....	4108	7.43
81 = NEVER USED PAIN RELIEVERS Logically assigned.....	71	0.13
91 = NEVER USED PAIN RELIEVERS.....	46327	83.82
94 = DON'T KNOW.....	40	0.07
97 = REFUSED	41	0.07
98 = BLANK (NO ANSWER).....	64	0.12
99 = LEGITIMATE SKIP	4545	8.22

PAIN RELIEVERS

FIORINAL

Len : 2 EVER USED FIORINAL NONMEDICALLY

	Freq	Pct
1 = Response entered	46	0.08
3 = Response entered LOGICALLY ASSIGNED.....	1	0.00
6 = Response not entered.....	4133	7.48
81 = NEVER USED PAIN RELIEVERS Logically assigned.....	71	0.13
91 = NEVER USED PAIN RELIEVERS.....	46327	83.82
94 = DON'T KNOW.....	40	0.07
97 = REFUSED	41	0.07
98 = BLANK (NO ANSWER).....	64	0.12
99 = LEGITIMATE SKIP	4545	8.22

HYDROCOD

Len : 2 EVER USED HYDROCODONE NONMEDICALLY

	Freq	Pct
1 = Response entered	2826	5.11
3 = Response entered LOGICALLY ASSIGNED.....	28	0.05
6 = Response not entered.....	1326	2.40
81 = NEVER USED PAIN RELIEVERS Logically assigned.....	71	0.13
85 = BAD DATA Logically assigned.....	1	0.00
91 = NEVER USED PAIN RELIEVERS.....	46327	83.82
94 = DON'T KNOW.....	40	0.07
97 = REFUSED	41	0.07
98 = BLANK (NO ANSWER).....	63	0.11
99 = LEGITIMATE SKIP	4545	8.22

METHDON

Len : 2 EVER USED METHADONE NONMEDICALLY

	Freq	Pct
1 = Response entered	708	1.28
3 = Response entered LOGICALLY ASSIGNED.....	7	0.01
6 = Response not entered.....	3465	6.27
81 = NEVER USED PAIN RELIEVERS Logically assigned.....	71	0.13
91 = NEVER USED PAIN RELIEVERS.....	46327	83.82
94 = DON'T KNOW.....	40	0.07
97 = REFUSED	41	0.07
98 = BLANK (NO ANSWER).....	64	0.12
99 = LEGITIMATE SKIP	4545	8.22

MORPHINE

Len : 2 EVER USED MORPHINE NONMEDICALLY

	Freq	Pct
1 = Response entered	1051	1.90
3 = Response entered LOGICALLY ASSIGNED.....	9	0.02
6 = Response not entered.....	3120	5.65
81 = NEVER USED PAIN RELIEVERS Logically assigned.....	71	0.13
91 = NEVER USED PAIN RELIEVERS.....	46327	83.82
94 = DON'T KNOW.....	40	0.07
97 = REFUSED	41	0.07
98 = BLANK (NO ANSWER).....	64	0.12
99 = LEGITIMATE SKIP	4545	8.22

OXYCONTN

Len : 2 EVER USED OXYCONTIN NONMEDICALLY

	Freq	Pct
1 = Response entered	1928	3.49
3 = Response entered LOGICALLY ASSIGNED.....	23	0.04
6 = Response not entered.....	2229	4.03
81 = NEVER USED PAIN RELIEVERS Logically assigned.....	71	0.13
85 = BAD DATA Logically assigned.....	1	0.00
91 = NEVER USED PAIN RELIEVERS.....	46327	83.82
94 = DON'T KNOW.....	40	0.07
97 = REFUSED	41	0.07
98 = BLANK (NO ANSWER).....	63	0.11
99 = LEGITIMATE SKIP	4545	8.22

PAIN RELIEVERS

PHENCOD Len : 2 EVER USED PHENAPHEN WITH CODEINE NONMEDICALLY

	Freq	Pct
1 = Response entered	179	0.32
6 = Response not entered.....	4001	7.24
81 = NEVER USED PAIN RELIEVERS Logically assigned.....	71	0.13
91 = NEVER USED PAIN RELIEVERS.....	46327	83.82
94 = DON'T KNOW.....	40	0.07
97 = REFUSED	41	0.07
98 = BLANK (NO ANSWER).....	64	0.12
99 = LEGITIMATE SKIP	4545	8.22

PROPOXY Len : 2 EVER USED PROPOXYPHENE NONMEDICALLY

	Freq	Pct
1 = Response entered	68	0.12
6 = Response not entered.....	4112	7.44
81 = NEVER USED PAIN RELIEVERS Logically assigned.....	71	0.13
91 = NEVER USED PAIN RELIEVERS.....	46327	83.82
94 = DON'T KNOW.....	40	0.07
97 = REFUSED	41	0.07
98 = BLANK (NO ANSWER).....	64	0.12
99 = LEGITIMATE SKIP	4545	8.22

SK65A Len : 2 EVER USED SK65 NONMEDICALLY

	Freq	Pct
1 = Response entered	26	0.05
3 = Response entered LOGICALLY ASSIGNED.....	1	0.00
6 = Response not entered.....	4153	7.51
81 = NEVER USED PAIN RELIEVERS Logically assigned.....	71	0.13
91 = NEVER USED PAIN RELIEVERS.....	46327	83.82
94 = DON'T KNOW.....	40	0.07
97 = REFUSED	41	0.07
98 = BLANK (NO ANSWER).....	64	0.12
99 = LEGITIMATE SKIP	4545	8.22

STADOL Len : 2 EVER USED STADOL NONMEDICALLY

	Freq	Pct
1 = Response entered	22	0.04
6 = Response not entered.....	4158	7.52
81 = NEVER USED PAIN RELIEVERS Logically assigned.....	71	0.13
91 = NEVER USED PAIN RELIEVERS.....	46327	83.82
94 = DON'T KNOW.....	40	0.07
97 = REFUSED	41	0.07
98 = BLANK (NO ANSWER).....	64	0.12
99 = LEGITIMATE SKIP	4545	8.22

TALACEN Len : 2 EVER USED TALACEN NONMEDICALLY

	Freq	Pct
1 = Response entered	18	0.03
6 = Response not entered.....	4162	7.53
81 = NEVER USED PAIN RELIEVERS Logically assigned.....	71	0.13
91 = NEVER USED PAIN RELIEVERS.....	46327	83.82
94 = DON'T KNOW.....	40	0.07
97 = REFUSED	41	0.07
98 = BLANK (NO ANSWER).....	64	0.12
99 = LEGITIMATE SKIP	4545	8.22

TALWIN Len : 2 EVER USED TALWIN NONMEDICALLY

	Freq	Pct
1 = Response entered	44	0.08
3 = Response entered LOGICALLY ASSIGNED.....	2	0.00
6 = Response not entered.....	4134	7.48
81 = NEVER USED PAIN RELIEVERS Logically assigned.....	71	0.13
91 = NEVER USED PAIN RELIEVERS.....	46327	83.82
94 = DON'T KNOW.....	40	0.07
97 = REFUSED	41	0.07
98 = BLANK (NO ANSWER).....	64	0.12
99 = LEGITIMATE SKIP	4545	8.22

PAIN RELIEVERS

TALWINNX	Len : 2 EVER USED TALWINNX NONMEDICALLY		
		Freq	Pct
	1 = Response entered	23	0.04
	6 = Response not entered.....	4157	7.52
	81 = NEVER USED PAIN RELIEVERS Logically assigned.....	71	0.13
	91 = NEVER USED PAIN RELIEVERS.....	46327	83.82
	94 = DON'T KNOW.....	40	0.07
	97 = REFUSED	41	0.07
	98 = BLANK (NO ANSWER).....	64	0.12
	99 = LEGITIMATE SKIP	4545	8.22

TRAMADOL	Len : 2 EVER USED TRAMADOL NONMEDICALLY		
		Freq	Pct
	1 = Response entered	754	1.36
	3 = Response entered LOGICALLY ASSIGNED.....	20	0.04
	6 = Response not entered.....	3406	6.16
	81 = NEVER USED PAIN RELIEVERS Logically assigned.....	71	0.13
	91 = NEVER USED PAIN RELIEVERS.....	46327	83.82
	94 = DON'T KNOW.....	40	0.07
	97 = REFUSED	41	0.07
	98 = BLANK (NO ANSWER).....	64	0.12
	99 = LEGITIMATE SKIP	4545	8.22

ULTRAM	Len : 2 EVER USED ULTRAM NONMEDICALLY		
		Freq	Pct
	1 = Response entered	292	0.53
	3 = Response entered LOGICALLY ASSIGNED.....	1	0.00
	6 = Response not entered.....	3887	7.03
	81 = NEVER USED PAIN RELIEVERS Logically assigned.....	71	0.13
	91 = NEVER USED PAIN RELIEVERS.....	46327	83.82
	94 = DON'T KNOW.....	40	0.07
	97 = REFUSED	41	0.07
	98 = BLANK (NO ANSWER).....	64	0.12
	99 = LEGITIMATE SKIP	4545	8.22

Have you ever, even once, used any other prescription pain reliever, besides the ones shown on Card A, when it was not prescribed for you or that you took only for the experience or feeling it caused?

ANLNOLST	Len : 2 EVER USED ANY OTHER PAIN RELIEVER NONMEDICALLY		
		Freq	Pct
	1 = Yes	1357	2.46
	2 = No.....	7329	13.26
	4 = No LOGICALLY ASSIGNED.....	58	0.10
	81 = NEVER USED PAIN RELIEVERS Logically assigned.....	71	0.13
	85 = BAD DATA Logically assigned.....	2	0.00
	91 = NEVER USED PAIN RELIEVERS.....	46327	83.82
	94 = DON'T KNOW.....	106	0.19
	97 = REFUSED	17	0.03
	98 = BLANK (NO ANSWER).....	1	0.00

PAIN RELIEVERS

ANALNEWA

Len : 4 OTHER PAIN RELIEVER - SPECIFY 1

	Freq	Pct
105 = Placidyl, Ethchlorvynol	1	0.00
110 = Tuinal.....	2	0.00
116 = Methaqualone, Sopor, Quaalude	10	0.02
129 = Reds	2	0.00
130 = Phenergan, Promethazine	3	0.01
174 = Ambien, Stilnox, Zolpidem	6	0.01
178 = Quetiapine, Seroquel	2	0.00
189 = Sonata, Zaleplon.....	1	0.00
191 = Blues	2	0.00
201 = Valium, Diazepam.....	44	0.08
207 = Ativan, Lorazepam, Orfidal.....	1	0.00
209 = Xanax, Alprazolam, Tafil, Xanax bars	106	0.19
223 = Carbacot, Marbaxin, Methocarbamol, Robaxin.....	2	0.00
225 = Desyrel, Trazodone hydrochloride.....	3	0.01
234 = Flexeril, Cyclobenzaprine.....	20	0.04
240 = Lithium carbonate, Lithonate	2	0.00
241 = Prozac, Fluoxetine	1	0.00
246 = Clonazepam, Diocam, Klonopin, Rivotril	20	0.04
271 = Sertraline hydrochloride, Zoloft	2	0.00
283 = Paroxetine, Paxil.....	1	0.00
288 = Baclofen.....	1	0.00
290 = Metaxalone, Skelaxin.....	1	0.00
291 = Celexa, Citalopram	1	0.00
313 = Acxion, Adipex-P, Fastin, Phentermine	1	0.00
318 = Ritalin, Methylphenidate.....	5	0.01
401 = Darvon.....	1	0.00
407 = Demerol, Meperidine.....	3	0.01
408 = Dilaudid, Hydromorphone	8	0.01
409 = Tylenol with Codeine, Tylenol 3, Tylenol 4	8	0.01
411 = Talwin	1	0.00
415 = Codeine	10	0.02
417 = Morphine, Roxanol.....	10	0.02
418 = Methadone, Dolophine.....	5	0.01
420 = OTHER Analgesic, NOT OTHERWISE SPECIFIED.....	23	0.04
421 = USED ANALGESIC, DON'T KNOW NAME.....	109	0.20
422 = Motrin	16	0.03
423 = Percocet	31	0.06
425 = Advil <OTC>.....	8	0.01
427 = Darvocet, Davocet-N.....	2	0.00
430 = Aspirin, Ecotrin, Empirin <OTC>	3	0.01
431 = Tylox.....	2	0.00
434 = Vicodin, Lortab, Lorcet, Anexsia, Co-Gesic	66	0.12
435 = Tylenol, Tylenol Extra-Strength <OTC>.....	9	0.02
438 = Anaprox, Naprosyn, Naproxen, Naxen	19	0.03
442 = Ibuprofen	82	0.15
450 = Acetaminophen, incl. non-Tylenol brands <OTC>	1	0.00
458 = Finalin, Mepergan, Mepergan Fortis, Meprozone	1	0.00
465 = Actiq, Fentanyl, Duragesic, Sublimaze	23	0.04
466 = Midol <OTC>	1	0.00
468 = Excedrin <OTC>	1	0.00
472 = Indocin, Indomethacin	1	0.00
477 = Melumbrina, Neo-Melumbrina	1	0.00
481 = Acular, Dolac, Ketorolac tromethamine, Toradol	2	0.00
496 = Ultram.....	1	0.00
606 = "Ecstasy" (MDMA), X-TC, "X"	1	0.00
607 = OTHER Hallucinogen, NOT OTHERWISE SPECIFIED.....	2	0.00
701 = OTHER Opiates, NOT OTHERWISE SPECIFIED.....	1	0.00
703 = Opium	1	0.00
801 = OTHER Drugs, NOT OTHERWISE SPECIFIED.....	1	0.00
802 = THC, cannabinal, marinol, tetrahydrocannabinol.....	1	0.00
803 = Marijuana, MarrJane, Mary Jane, MJ, pot, weed.....	1	0.00
820 = Penicillin	1	0.00
821 = Amoxicillin, Ampicillin, Pentrexly	2	0.00
843 = Cold medicine, cold tablets <OTC>.....	1	0.00
900 = Not a drug.....	1	0.00
2001 = Sanoma, Soma, Carisoprodol	18	0.03
2002 = Muscle relaxers.....	7	0.01
2003 = Zanies, zannies, zans, zany bars	2	0.00
2011 = Lexapro.....	1	0.00
3023 = Adderall	33	0.06
3094 = Dexmethylphenidate, Focalin	1	0.00
3111 = LDX, Lisdexamfetamine dimesylate, Vyvanse.....	2	0.00
4002 = Imitrex, Sumatriptan.....	1	0.00

PAIN RELIEVERS

4031 = Cough medicine with Codeine.....	2	0.00
4043 = Tramadol	18	0.03
4044 = Hydrocodone	29	0.05
4046 = Oxycodone or unspecified oxycodone products	56	0.10
4047 = Roxicet.....	12	0.02
4056 = Cataflam, Diclofenac, Voltaren	1	0.00
4065 = Roxicodone.....	9	0.02
4067 = OxyContin.....	24	0.04
4091 = K4.....	1	0.00
4092 = Pain reliever lotion, rub; not specified.....	1	0.00
4093 = Tylex, Solpadeine	1	0.00
4105 = Hydrocodone with APAP; otherwise unspecified	1	0.00
4109 = Suboxone	18	0.03
4110 = Avinza.....	1	0.00
4119 = Buprenorphine, Subutex	1	0.00
4120 = Numorphan, Opana, Oxymorphone	32	0.06
4137 = Nucynta	1	0.00
8002 = Zantac.....	3	0.01
8007 = Gabapentin, Neurontin.....	3	0.01
8009 = Allergy pills/antihistamine; type unspecified.....	1	0.00
8094 = Pepto Bismol <OTC>	1	0.00
8203 = Bar; otherwise unspecified.....	4	0.01
8229 = ADHD/ADD medication; otherwise unspfd.....	1	0.00
8306 = Flu medication, no other information	1	0.00
8323 = Benzathine benzylpenicillin, Penadur.....	1	0.00
9981 = NEVER USED PAIN RELIEVERS Logically assigned.....	71	0.13
9985 = BAD DATA Logically assigned	16	0.03
9989 = LEGITIMATE SKIP Logically assigned.....	58	0.10
9991 = NEVER USED PAIN RELIEVERS.....	46327	83.82
9997 = REFUSED	62	0.11
9998 = BLANK (NO ANSWER).....	416	0.75
9999 = LEGITIMATE SKIP	7329	13.26

PAIN RELIEVERS

ANALNEWSB

Len : 4 OTHER PAIN RELIEVER - SPECIFY 2

	Freq	Pct
174 = Ambien, Stilnox, Zolpidem	1	0.00
178 = Quetiapine, Seroquel	2	0.00
197 = Topamax, Topiramate	2	0.00
201 = Valium, Diazepam	14	0.03
207 = Ativan, Lorazepam, Orfidal	2	0.00
209 = Xanax, Alprazolam, Tafil, Xanax bars	15	0.03
225 = Desyrel, Trazodone hydrochloride	1	0.00
234 = Flexeril, Cyclobenzaprine	5	0.01
246 = Clonazepam, Diocam, Klonopin, Rivotril	7	0.01
290 = Metaxalone, Skelaxin	1	0.00
318 = Ritalin, Methylphenidate	1	0.00
336 = Diet pills/medications/drugs; otherwise unspfd	1	0.00
408 = Dilaudid, Hydromorphone	2	0.00
411 = Talwin	1	0.00
415 = Codeine	3	0.01
417 = Morphine, Roxanol	2	0.00
418 = Methadone, Dolophine	3	0.01
420 = OTHER Analgesic, NOT OTHERWISE SPECIFIED	4	0.01
421 = USED ANALGESIC, DON'T KNOW NAME	16	0.03
422 = Motrin	5	0.01
423 = Percocet	10	0.02
425 = Advil <OTC>	6	0.01
426 = Fiorinal	1	0.00
427 = Darvocet, Davocet-N	1	0.00
430 = Aspirin, Ecotrin, Empirin <OTC>	2	0.00
434 = Vicodin, Lortab, Lorcet, Anexsia, Co-Gesic	13	0.02
435 = Tylenol, Tylenol Extra-Strength <OTC>	7	0.01
439 = 222, Canadian 222	1	0.00
442 = Ibuprofen	7	0.01
465 = Actiq, Fentanyl, Duragesic, Sublimaze	4	0.01
466 = Midol <OTC>	1	0.00
673 = Orange	1	0.00
801 = OTHER Drugs, NOT OTHERWISE SPECIFIED	1	0.00
820 = Penicillin	1	0.00
821 = Amoxicillin, Ampicillin, Pentrexly	1	0.00
865 = Diuretics, water pills	1	0.00
1001 = Benadryl, Diphenhydramine <OTC>	1	0.00
2001 = Sanoma, Soma, Carisoprodol	7	0.01
2002 = Muscle relaxers	2	0.00
2025 = Clobazam	1	0.00
3023 = Adderall	2	0.00
3111 = LDX, Lisdexamfetamine dimesylate, Vyvanse	1	0.00
4043 = Tramadol	2	0.00
4044 = Hydrocodone	5	0.01
4046 = Oxycodone or unspecified oxycodone products	8	0.01
4060 = Ansaid, Flurbiprofen, Majezik	1	0.00
4067 = OxyContin	5	0.01
4091 = K4	1	0.00
4109 = Suboxone	5	0.01
4120 = Numorphan, Opana, Oxymorphone	9	0.02
4129 = Naproxen Sodium 220 mg <OTC>	1	0.00
4140 = Opana ER (extended release)	1	0.00
6114 = Molly; not otherwise specified	1	0.00
8002 = Zantac	1	0.00
8010 = Zyrtec, Cetirizine <OTC>	1	0.00
8203 = Bar; otherwise unspecified	2	0.00
8306 = Flu medication, no other information	1	0.00
8320 = Abraxane	1	0.00
9981 = NEVER USED PAIN RELIEVERS Logically assigned	71	0.13
9985 = BAD DATA Logically assigned	8	0.01
9989 = LEGITIMATE SKIP Logically assigned	12	0.02
9991 = NEVER USED PAIN RELIEVERS	46327	83.82
9997 = REFUSED	19	0.03
9998 = BLANK (NO ANSWER)	1251	2.26
9999 = LEGITIMATE SKIP	7375	13.34

PAIN RELIEVERS

ANALNEWC

Len : 4 OTHER PAIN RELIEVER - SPECIFY 3

	Freq	Pct
137 = 7-14	1	0.00
201 = Valium, Diazepam.....	6	0.01
209 = Xanax, Alprazolam, Tafil, Xanax bars	3	0.01
225 = Desyrel, Trazodone hydrochloride.....	1	0.00
234 = Flexeril, Cyclobenzaprine.....	2	0.00
246 = Clonazepam, Diocam, Klonopin, Rivotril	5	0.01
318 = Ritalin, Methylphenidate.....	1	0.00
403 = SK-65	1	0.00
415 = Codeine	2	0.00
417 = Morphine, Roxanol.....	1	0.00
418 = Methadone, Dolophine.....	1	0.00
420 = OTHER Analgesic, NOT OTHERWISE SPECIFIED.....	1	0.00
421 = USED ANALGESIC, DON'T KNOW NAME.....	3	0.01
422 = Motrin	1	0.00
423 = Percocet	2	0.00
425 = Advil <OTC>	2	0.00
430 = Aspirin, Ecotrin, Empirin <OTC>	1	0.00
434 = Vicodin, Lortab, Lorcet, Anexsia, Co-Gesic	3	0.01
435 = Tylenol, Tylenol Extra-Strength <OTC>.....	3	0.01
438 = Anaprox, Naprosyn, Naproxen, Naxen	1	0.00
442 = Ibuprofen	3	0.01
465 = Actiq, Fentanyl, Duragesic, Sublimaze	1	0.00
466 = Midol <OTC>	1	0.00
829 = Robitussin DM <OTC>.....	1	0.00
2001 = Sanoma, Soma, Carisoprodol	1	0.00
3023 = Adderall	2	0.00
4046 = Oxycodone or unspecified oxycodone products	2	0.00
4067 = OxyContin	3	0.01
4082 = Analgin, Dipyrone, Metamizol, Metamizole, Prodolin.....	1	0.00
4119 = Buprenorphine, Subutex	2	0.00
4120 = Numorphan, Opana, Oxymorphone	2	0.00
4141 = Alfenta, Alfentanil.....	1	0.00
8203 = Bar; otherwise unspecified	1	0.00
8313 = Medithane	1	0.00
9981 = NEVER USED PAIN RELIEVERS Logically assigned.....	71	0.13
9985 = BAD DATA Logically assigned	1	0.00
9989 = LEGITIMATE SKIP Logically assigned.....	2	0.00
9991 = NEVER USED PAIN RELIEVERS.....	46327	83.82
9997 = REFUSED	21	0.04
9998 = BLANK (NO ANSWER).....	1398	2.53
9999 = LEGITIMATE SKIP	7385	13.36

ANALNEWD

Len : 4 OTHER PAIN RELIEVER - SPECIFY 4

	Freq	Pct
201 = Valium, Diazepam.....	1	0.00
209 = Xanax, Alprazolam, Tafil, Xanax bars	2	0.00
409 = Tylenol with Codeine, Tylenol 3, Tylenol 4	1	0.00
421 = USED ANALGESIC, DON'T KNOW NAME.....	3	0.01
422 = Motrin	1	0.00
423 = Percocet	2	0.00
425 = Advil <OTC>	2	0.00
434 = Vicodin, Lortab, Lorcet, Anexsia, Co-Gesic	1	0.00
435 = Tylenol, Tylenol Extra-Strength <OTC>.....	1	0.00
442 = Ibuprofen	1	0.00
4043 = Tramadol	1	0.00
4067 = OxyContin	1	0.00
4082 = Analgin, Dipyrone, Metamizol, Metamizole, Prodolin.....	1	0.00
4118 = Sufenta, Sufentanil.....	1	0.00
4119 = Buprenorphine, Subutex	1	0.00
8007 = Gabapentin, Neurontin.....	1	0.00
9981 = NEVER USED PAIN RELIEVERS Logically assigned.....	71	0.13
9985 = BAD DATA Logically assigned	1	0.00
9989 = LEGITIMATE SKIP Logically assigned.....	2	0.00
9991 = NEVER USED PAIN RELIEVERS.....	46327	83.82
9997 = REFUSED	19	0.03
9998 = BLANK (NO ANSWER).....	1442	2.61
9999 = LEGITIMATE SKIP	7385	13.36

PAIN RELIEVERS

ANALNEW

Len : 4 OTHER PAIN RELIEVER - SPECIFY 5

	Freq	Pct
201 = Valium, Diazepam.....	1	0.00
209 = Xanax, Alprazolam, Tafil, Xanax bars	1	0.00
408 = Dilaudid, Hydromorphone	1	0.00
417 = Morphine, Roxanol.....	1	0.00
420 = OTHER Analgesic, NOT OTHERWISE SPECIFIED.....	1	0.00
422 = Motrin	1	0.00
434 = Vicodin, Lortab, Lorcet, Anexsia, Co-Gesic.....	1	0.00
435 = Tylenol, Tylenol Extra-Strength <OTC>.....	2	0.00
442 = Ibuprofen	1	0.00
466 = Midol <OTC>	1	0.00
4044 = Hydrocodone	1	0.00
4109 = Suboxone	2	0.00
8313 = Medithane.....	1	0.00
9981 = NEVER USED PAIN RELIEVERS Logically assigned.....	71	0.13
9989 = LEGITIMATE SKIP Logically assigned.....	2	0.00
9991 = NEVER USED PAIN RELIEVERS.....	46327	83.82
9997 = REFUSED	17	0.03
9998 = BLANK (NO ANSWER).....	1451	2.63
9999 = LEGITIMATE SKIP	7385	13.36

The answers that people give us about their use of prescription pain relievers are important to this study's success. We know that this information is personal, but remember your answers will be kept confidential.

Please think again about answering this question: Have you ever, even once, used any type of prescription pain reliever that was not prescribed for you or that you took only for the experience or feeling it caused?

NOTE: This variable was coded as 1 if respondents answered yes to the above question and 91 if respondents answered the above question as no (see below). This variable also was coded as 1 if the questions corresponding to any of the following variables were answered as yes: DARVTYLC, PERCTYLX, VICOLOR, ANLCARD, or ANLNOLST. This variable also was coded as 81 or 91 if all of the above variables were coded as 81 or 91, respectively.

ANLEVER

Len : 2 EVER USED PAIN RELIEVERS NONMEDICALLY

	Freq	Pct
1 = Yes.....	8674	15.69
81 = NEVER USED PAIN RELIEVERS Logically assigned.....	71	0.13
91 = NEVER USED PAIN RELIEVERS.....	46327	83.82
97 = REFUSED	1	0.00
98 = BLANK (NO ANSWER).....	195	0.35

How old were you the first time you used any prescription pain reliever that was not prescribed for you or that you took only for the experience or feeling it caused?

ANALAGE

Len : 3 AGE WHEN FIRST USED PAIN RELIEVERS NONMEDICALLY

	Freq	Pct
RANGE = 1 - 68.....	8185	14.81
981 = NEVER USED PAIN RELIEVERS Logically assigned.....	71	0.13
985 = BAD DATA Logically assigned.....	47	0.09
991 = NEVER USED PAIN RELIEVERS.....	46327	83.82
994 = DON'T KNOW.....	321	0.58
997 = REFUSED	127	0.23
998 = BLANK (NO ANSWER).....	190	0.34

PAIN RELIEVERS

Did you first use any prescription pain reliever that was not prescribed for you or that you took only for the experience or feeling it caused in [CURRENT YEAR - 1] or [CURRENT YEAR]?

Did you first use any prescription pain reliever that was not prescribed for you or that you took only for the experience or feeling it caused in [CURRENT YEAR - 2] or [CURRENT YEAR - 1]?

In what month in [CURRENT YEAR] did you first use any prescription pain reliever that was not prescribed for you or that you took only for the experience or feeling it caused?

ANALYFU Len : 4 YEAR OF FIRST PAIN RELIEVER USE - RECODE

	Freq	Pct
RANGE = 2010 - 2012.....	1213	2.19
9981 = NEVER USED PAIN RELIEVERS Logically assigned.....	71	0.13
9985 = BAD DATA Logically assigned.....	150	0.27
9989 = LEGITIMATE SKIP Logically assigned.....	77	0.14
9991 = NEVER USED PAIN RELIEVERS.....	46327	83.82
9994 = DON'T KNOW.....	324	0.59
9997 = REFUSED.....	130	0.24
9998 = BLANK (NO ANSWER).....	195	0.35
9999 = LEGITIMATE SKIP.....	6781	12.27

In what month in [CURRENT YEAR] did you first use any prescription pain reliever that was not prescribed for you or that you took only for the experience or feeling it caused?

In what month in [YEAR FROM PR07a or PR07b] did you first use any prescription pain reliever that was not prescribed for you or that you took only for the experience or feeling it caused?

ANALMFU Len : 2 MONTH OF FIRST PAIN RELIEVER USE - RECODE

	Freq	Pct
1 = January.....	127	0.23
2 = February.....	76	0.14
3 = March.....	119	0.22
4 = April.....	72	0.13
5 = May.....	92	0.17
6 = June.....	126	0.23
7 = July.....	96	0.17
8 = August.....	68	0.12
9 = September.....	82	0.15
10 = October.....	93	0.17
11 = November.....	89	0.16
12 = December.....	78	0.14
81 = NEVER USED PAIN RELIEVERS Logically assigned.....	71	0.13
85 = BAD DATA Logically assigned.....	150	0.27
89 = LEGITIMATE SKIP Logically assigned.....	77	0.14
91 = NEVER USED PAIN RELIEVERS.....	46327	83.82
94 = DON'T KNOW.....	415	0.75
97 = REFUSED.....	134	0.24
98 = BLANK (NO ANSWER).....	195	0.35
99 = LEGITIMATE SKIP.....	6781	12.27

How long has it been since you last used any prescription pain reliever that was not prescribed for you or that you took only for the experience or feeling it caused?

ANALREC Len : 2 TIME SINCE LAST USED PAIN RELIEVER NONMEDICALLY

	Freq	Pct
1 = Within the past 30 days.....	1351	2.44
2 = More than 30 days ago but within the past 12 mos.....	2111	3.82
3 = More than 12 months ago.....	4880	8.83
8 = Used at some point in the past 12 mos LOG ASSN.....	48	0.09
9 = Used at some point in lifetime LOG ASSN.....	274	0.50
11 = Used in the past 30 days LOGICALLY ASSIGNED.....	10	0.02
81 = NEVER USED PAIN RELIEVERS Logically assigned.....	71	0.13
85 = BAD DATA Logically assigned.....	5	0.01
91 = NEVER USED PAIN RELIEVERS.....	46327	83.82
97 = REFUSED.....	1	0.00
98 = BLANK (NO ANSWER).....	190	0.34

PAIN RELIEVERS

NOTE: The variables ANLYRTOT, PRBSTWAY, PRDAYPYR, PRDAYPMO, and PRDAYPWK incorporate values from follow-up questions that were asked if respondents previously reported that they last used any pain reliever more than 12 months ago but subsequently reported more recent use of any pain reliever or OxyContin.

ANLYRTOT	Len : 3 TOTAL # DAYS USED PAIN RELIEVER PAST 12 MONTHS		
	RANGE = 1 - 365.....	Freq	Pct
	981 = NEVER USED PAIN RELIEVERS Logically assigned.....	3410	6.17
	985 = BAD DATA Logically assigned.....	71	0.13
	991 = NEVER USED PAIN RELIEVERS.....	38	0.07
	993 = DID NOT USE PAIN RELIEVERS IN THE PAST 12 MOS.....	46327	83.82
	994 = DON'T KNOW.....	4880	8.83
	997 = REFUSED.....	56	0.10
	998 = BLANK (NO ANSWER).....	22	0.04
		464	0.84

PRTOTFG	Len : 2 TRIMMING INDICATOR FOR ANLYRTOT		
	98 = BLANK (NO ANSWER).....	Freq	Pct
		55268	100.0

PRFQFLG	Len : 2 TRIMMED ANLYRTOT IF R USED < 12 MOS		
	1 = Trimmed to be consistent with mo/yr of 1st use.....	Freq	Pct
	98 = BLANK (NO ANSWER).....	227	0.41
		55041	99.59

Now think about the past 12 months, from [DATEFILL] through today. We want to know how many days you've used any prescription pain reliever that was not prescribed for you or that you took only for the experience or feeling it caused during the past 12 months.

What would be the easiest way for you to tell us how many days you used a prescription pain reliever in either of these ways?

PRBSTWAY	Len : 2 EASIEST WAY TO TELL US # DAYS USED PAIN RELIEVER		
	1 = Prefer to answer in days per week.....	Freq	Pct
	2 = Prefer to answer in days per month.....	637	1.15
	3 = Prefer to answer in days per year.....	956	1.73
	11 = Prefer to ans in days per wk LOG ASSN.....	1745	3.16
	12 = Prefer to ans in days per mo LOG ASSN.....	12	0.02
	13 = Prefer to ans in days per yr LOG ASSN.....	14	0.03
	21 = Prefer to ans in days per wk (OXBSTWAY=1,11).....	41	0.07
	22 = Prefer to ans in days per mo (OXBSTWAY=2,12).....	18	0.03
	23 = Prefer to ans in days per yr (OXBSTWAY=3,13).....	16	0.03
	81 = NEVER USED PAIN RELIEVERS Logically assigned.....	8	0.01
	85 = BAD DATA Logically assigned.....	71	0.13
	91 = NEVER USED PAIN RELIEVERS.....	37	0.07
	93 = DID NOT USE PAIN RELIEVERS IN THE PAST 12 MOS.....	46327	83.82
	94 = DON'T KNOW.....	4880	8.83
	97 = REFUSED.....	30	0.05
	98 = BLANK (NO ANSWER).....	12	0.02
		464	0.84

On how many days in the past 12 months did you use any prescription pain reliever that was not prescribed for you or that you took only for the experience or feeling it caused?

PRDAYPYR	Len : 3 # DAYS USED PAIN RELIEVER "NM" PAST 12 MONTHS		
	RANGE = 1 - 365.....	Freq	Pct
	981 = NEVER USED PAIN RELIEVERS Logically assigned.....	1783	3.23
	985 = BAD DATA Logically assigned.....	71	0.13
	989 = LEGITIMATE SKIP Logically assigned.....	10	0.02
	991 = NEVER USED PAIN RELIEVERS.....	33	0.06
	993 = DID NOT USE PAIN RELIEVERS IN THE PAST 12 MOS.....	46327	83.82
	994 = DON'T KNOW.....	4880	8.83
	997 = REFUSED.....	37	0.07
	998 = BLANK (NO ANSWER).....	16	0.03
	999 = LEGITIMATE SKIP.....	491	0.89
		1620	2.93

PAIN RELIEVERS

On average, how many days each month during the past 12 months did you use any prescription pain reliever that was not prescribed for you or that you took only for the experience or feeling it caused?

PRDAYPMO Len : 2 # DAYS PER MO USED PAIN RELIEVER "NM" PAST 12 MOS

	Freq	Pct
RANGE = 1 - 30.....	970	1.76
81 = NEVER USED PAIN RELIEVERS Logically assigned.....	71	0.13
85 = BAD DATA Logically assigned.....	11	0.02
89 = LEGITIMATE SKIP Logically assigned.....	19	0.03
91 = NEVER USED PAIN RELIEVERS.....	46327	83.82
93 = DID NOT USE PAIN RELIEVERS IN THE PAST 12 MOS.....	4880	8.83
94 = DON'T KNOW.....	50	0.09
97 = REFUSED.....	18	0.03
98 = BLANK (NO ANSWER).....	491	0.89
99 = LEGITIMATE SKIP.....	2431	4.40

On average, how many days each week during the past 12 months did you use any prescription pain reliever that was not prescribed for you or that you took only for the experience or feeling it caused?

PRDAYPWK Len : 2 # DAYS PER WK USED PAIN RELIEVER "NM" PAST 12 MOS

	Freq	Pct
RANGE = 1 - 7.....	657	1.19
81 = NEVER USED PAIN RELIEVERS Logically assigned.....	71	0.13
85 = BAD DATA Logically assigned.....	20	0.04
89 = LEGITIMATE SKIP Logically assigned.....	6	0.01
91 = NEVER USED PAIN RELIEVERS.....	46327	83.82
93 = DID NOT USE PAIN RELIEVERS IN THE PAST 12 MOS.....	4880	8.83
94 = DON'T KNOW.....	56	0.10
97 = REFUSED.....	22	0.04
98 = BLANK (NO ANSWER).....	482	0.87
99 = LEGITIMATE SKIP.....	2747	4.97

NOTE: Although the Food and Drug Administration (FDA) did not approve OxyContin for medical use in the United States until late 1995, no editing was done to OXYCAGE when respondents reported first using OxyContin at ages that would indicate nonmedical use prior to FDA approval. Although no editing was done for these cases, caution is advised in interpreting data from these respondents, and particularly the farther that OXYCAGE would be from first use in 1995.

Now think only about your use of Oxycontin that was not prescribed for you or that you took only for the experience or feeling it caused. How old were you the first time you used Oxycontin in either of these ways?

How old were you the first time you used Oxycontin that was not prescribed for you or that you took only for the experience or feeling it caused?

OXYCAGE Len : 3 AGE WHEN FIRST USED OXYCONTIN NONMEDICALLY

	Freq	Pct
RANGE = 1 - 64.....	1899	3.44
981 = NEVER USED OXYCONTIN Logically assigned.....	2300	4.16
985 = BAD DATA Logically assigned.....	7	0.01
991 = NEVER USED OXYCONTIN.....	50872	92.05
994 = DON'T KNOW.....	24	0.04
997 = REFUSED.....	44	0.08
998 = BLANK (NO ANSWER).....	122	0.22

PAIN RELIEVERS

Did you first use OxyContin that was not prescribed for you or that you took only for the experience or feeling it caused in [CURRENT YEAR - 1] or [CURRENT YEAR]?

Did you first use OxyContin that was not prescribed for you or that you took only for the experience or feeling it caused in [CURRENT YEAR - 2] OR [CURRENT YEAR - 1]?

In what month in [CURRENT YEAR] did you first use OxyContin that was not prescribed for you or that you took only for the experience or feeling it caused?

OXYCYFU Len : 4 YEAR OF FIRST OXYCONTIN USE - RECODE

	Freq	Pct
RANGE = 2010 - 2012.....	272	0.49
9981 = NEVER USED OXYCONTIN Logically assigned.....	2300	4.16
9985 = BAD DATA Logically assigned.....	34	0.06
9989 = LEGITIMATE SKIP Logically assigned.....	16	0.03
9991 = NEVER USED OXYCONTIN.....	50872	92.05
9994 = DON'T KNOW.....	25	0.05
9997 = REFUSED.....	44	0.08
9998 = BLANK (NO ANSWER).....	123	0.22
9999 = LEGITIMATE SKIP.....	1582	2.86

In what month in [CURRENT YEAR] did you first use OxyContin that was not prescribed for you or that you took only for the experience or feeling it caused?

In what month in [YEAR FROM PR15 or PR16] did you first use OxyContin that was not prescribed for you or that you took only for the experience or feeling it caused?

OXYCMFU Len : 2 MONTH OF FIRST OXYCONTIN USE - RECODE

	Freq	Pct
1 = January.....	25	0.05
2 = February.....	21	0.04
3 = March.....	19	0.03
4 = April.....	15	0.03
5 = May.....	20	0.04
6 = June.....	28	0.05
7 = July.....	31	0.06
8 = August.....	20	0.04
9 = September.....	16	0.03
10 = October.....	15	0.03
11 = November.....	20	0.04
12 = December.....	26	0.05
81 = NEVER USED OXYCONTIN Logically assigned.....	2300	4.16
85 = BAD DATA Logically assigned.....	34	0.06
89 = LEGITIMATE SKIP Logically assigned.....	16	0.03
91 = NEVER USED OXYCONTIN.....	50872	92.05
94 = DON'T KNOW.....	40	0.07
97 = REFUSED.....	45	0.08
98 = BLANK (NO ANSWER).....	123	0.22
99 = LEGITIMATE SKIP.....	1582	2.86

How long has it been since you last used OxyContin that was not prescribed for you or that you took only for the experience or feeling it caused?

OXYCREC Len : 2 TIME SINCE LAST USED OXYCONTIN NONMEDICALLY

	Freq	Pct
1 = Within the past 30 days.....	127	0.23
2 = More than 30 days ago but within the past 12 mos.....	369	0.67
3 = More than 12 months ago.....	1381	2.50
8 = Used at some point in the past 12 mos LOG ASSN.....	16	0.03
9 = Used at some point in lifetime LOG ASSN.....	55	0.10
11 = Used in the past 30 days LOGICALLY ASSIGNED.....	3	0.01
81 = NEVER USED OXYCONTIN Logically assigned.....	2300	4.16
85 = BAD DATA Logically assigned.....	1	0.00
91 = NEVER USED OXYCONTIN.....	50872	92.05
97 = REFUSED.....	41	0.07
98 = BLANK (NO ANSWER).....	103	0.19

PAIN RELIEVERS

OXYRTOT	Len : 3 TOTAL # DAYS USED OXYCONTIN PAST 12 MONTHS		
	RANGE = 1 - 365.....	Freq	Pct
	981 = NEVER USED OXYCONTIN Logically assigned.....	497	0.90
	985 = BAD DATA Logically assigned.....	2300	4.16
	991 = NEVER USED OXYCONTIN.....	10	0.02
	993 = DID NOT USE OXYCONTIN IN THE PAST 12 MOS.....	50872	92.05
	994 = DON'T KNOW.....	1381	2.50
	997 = REFUSED.....	2	0.00
	998 = BLANK (NO ANSWER).....	41	0.07
		165	0.30

OXTOTFG	Len : 2 TRIMMING INDICATOR FOR OXYRTOT		
	98 = BLANK (NO ANSWER).....	Freq	Pct
		55268	100.0

OXFQLG	Len : 2 TRIMMED OXYRTOT IF R USED < 12 MOS		
	1 = Trimmed to be consistent with mo/yr of 1st use.....	Freq	Pct
	98 = BLANK (NO ANSWER).....	41	0.07
		55227	99.93

Now think about the past 12 months, from [DATEFILL] through today. We want to know how many days you've used OxyContin that was not prescribed for you or that you took only for the experience or feeling it caused during the past 12 months.

What would be the easiest way for you to tell us how many days you used OxyContin in either of these ways?

OXBSTWAY	Len : 2 EASIEST WAY TO TELL US # DAYS USED OXYCONTIN		
	1 = Prefer to answer in days per week.....	Freq	Pct
	2 = Prefer to answer in days per month.....	94	0.17
	3 = Prefer to answer in days per year.....	125	0.23
	11 = Prefer to ans in days per wk LOG ASSN.....	276	0.50
	13 = Prefer to ans in days per yr LOG ASSN.....	1	0.00
	81 = NEVER USED OXYCONTIN Logically assigned.....	1	0.00
	85 = BAD DATA Logically assigned.....	2300	4.16
	91 = NEVER USED OXYCONTIN.....	10	0.02
	93 = DID NOT USE OXYCONTIN IN THE PAST 12 MOS.....	50872	92.05
	94 = DON'T KNOW.....	1381	2.50
	97 = REFUSED.....	2	0.00
	98 = BLANK (NO ANSWER).....	41	0.07
		165	0.30

On how many days in the past 12 months did you use OxyContin that was not prescribed for you or that you took only for the experience or feeling it caused?

OXDAYPYR	Len : 3 # DAYS USED OXYCONTIN "NM" PAST 12 MONTHS		
	RANGE = 1 - 365.....	Freq	Pct
	981 = NEVER USED OXYCONTIN Logically assigned.....	277	0.50
	985 = BAD DATA Logically assigned.....	2300	4.16
	989 = LEGITIMATE SKIP Logically assigned.....	2	0.00
	991 = NEVER USED OXYCONTIN.....	1	0.00
	993 = DID NOT USE OXYCONTIN IN THE PAST 12 MOS.....	50872	92.05
	994 = DON'T KNOW.....	1381	2.50
	997 = REFUSED.....	2	0.00
	998 = BLANK (NO ANSWER).....	41	0.07
	999 = LEGITIMATE SKIP.....	173	0.31
		219	0.40

PAIN RELIEVERS

On average, how many days each month during the past 12 months did you use OxyContin that was not prescribed for you or that you took only for the experience or feeling it caused?

OXDAYPMO Len : 2 # DAYS PER MO USED OXYCONTIN "NM" PAST 12 MOS

	Freq	Pct
RANGE = 1 - 25.....	125	0.23
81 = NEVER USED OXYCONTIN Logically assigned.....	2300	4.16
85 = BAD DATA Logically assigned.....	1	0.00
89 = LEGITIMATE SKIP Logically assigned.....	1	0.00
91 = NEVER USED OXYCONTIN.....	50872	92.05
93 = DID NOT USE OXYCONTIN IN THE PAST 12 MOS	1381	2.50
94 = DON'T KNOW.....	2	0.00
97 = REFUSED	41	0.07
98 = BLANK (NO ANSWER).....	174	0.31
99 = LEGITIMATE SKIP	371	0.67

On average, how many days each week during the past 12 months did you use OxyContin that was not prescribed for you or that you took only for the experience or feeling it caused?

OXDAYPWK Len : 2 # DAYS PER WK USED OXYCONTIN "NM" PAST 12 MOS

	Freq	Pct
RANGE = 1 - 7.....	95	0.17
81 = NEVER USED OXYCONTIN Logically assigned.....	2300	4.16
85 = BAD DATA Logically assigned.....	7	0.01
91 = NEVER USED OXYCONTIN.....	50872	92.05
93 = DID NOT USE OXYCONTIN IN THE PAST 12 MOS	1381	2.50
94 = DON'T KNOW.....	2	0.00
97 = REFUSED	41	0.07
98 = BLANK (NO ANSWER).....	168	0.30
99 = LEGITIMATE SKIP	402	0.73

TRANQUILIZERS

TRANQUILIZERS

These next questions ask about the use of tranquilizers. Tranquilizers are usually prescribed to relax people, to calm people down, to relieve anxiety, or to relax muscle spasms. Some people call tranquilizers "nerve pills."

Card B shows pictures of some different kinds of prescription tranquilizers. These pictures show only pills, but we are interested in your use of any form of prescription tranquilizers that were not prescribed for you, or that you took only for the experience or feeling they caused.

Please look at Card B carefully as you answer the next questions.

Have you ever, even once, used Klonopin or Clonazepam that was not prescribed for you or that you took only for the experience or feeling it caused?

KLONOPIN	Len : 2	EVER USED KLONOPIN OR CLONAZEPAM		
			Freq	Pct
		1 = Yes	1551	2.81
		2 = No.....	3280	5.93
		3 = Yes LOGICALLY ASSIGNED	1	0.00
		81 = NEVER USED TRANQUILIZERS Logically assigned.....	2	0.00
		85 = BAD DATA Logically assigned	1	0.00
		91 = NEVER USED TRANQUILIZERS	50400	91.19
		94 = DON'T KNOW.....	26	0.05
		97 = REFUSED	6	0.01
		98 = BLANK (NO ANSWER).....	1	0.00

Have you ever, even once, used Xanax, Alprazolam, Ativan, or Lorazepam that was not prescribed for you or that you took only for the experience or feeling it caused?

XNAXATVN	Len : 2	EVER USED XANAX, ALPRAZOLAM, ATIVAN, OR LORAZEPAM		
			Freq	Pct
		1 = Yes	3533	6.39
		2 = No.....	1291	2.34
		81 = NEVER USED TRANQUILIZERS Logically assigned.....	2	0.00
		85 = BAD DATA Logically assigned	1	0.00
		91 = NEVER USED TRANQUILIZERS	50400	91.19
		94 = DON'T KNOW.....	32	0.06
		97 = REFUSED	7	0.01
		98 = BLANK (NO ANSWER).....	2	0.00

Have you ever, even once, used Valium or Diazepam that was not prescribed for you or that you took only for the experience or feeling it caused?

VALMDIAZ	Len : 2	EVER USED VALIUM OR DIAZEPAM		
			Freq	Pct
		1 = Yes	2239	4.05
		2 = No.....	2582	4.67
		81 = NEVER USED TRANQUILIZERS Logically assigned.....	2	0.00
		85 = BAD DATA Logically assigned	1	0.00
		91 = NEVER USED TRANQUILIZERS	50400	91.19
		94 = DON'T KNOW.....	34	0.06
		97 = REFUSED	8	0.01
		98 = BLANK (NO ANSWER).....	2	0.00

Please look at the tranquilizers shown below the red line on Card B.

Have you ever, even once, used any of these tranquilizers when they were not prescribed for you or that you took only for the experience or feeling they caused?

TRNCARD	Len : 2	EVER USED ANY TRANQ BELOW RED LINE ON CARD B		
			Freq	Pct
		1 = Yes	1373	2.48
		2 = No.....	3434	6.21
		3 = Yes LOGICALLY ASSIGNED	9	0.02
		81 = NEVER USED TRANQUILIZERS Logically assigned.....	2	0.00
		85 = BAD DATA Logically assigned	1	0.00
		91 = NEVER USED TRANQUILIZERS	50400	91.19
		94 = DON'T KNOW.....	41	0.07
		97 = REFUSED	6	0.01
		98 = BLANK (NO ANSWER).....	2	0.00

TRANQUILIZERS

Which of the tranquilizers shown below the red line on Card B have you used when they were not prescribed for you or that you took only for the experience or feeling they caused?

ATARAX Len : 2 EVER USED ATARAX NONMEDICALLY

	Freq	Pct
1 = Response entered	59	0.11
6 = Response not entered.....	1291	2.34
81 = NEVER USED TRANQUILIZERS Logically assigned.....	2	0.00
91 = NEVER USED TRANQUILIZERS	50400	91.19
94 = DON'T KNOW.....	19	0.03
97 = REFUSED	19	0.03
98 = BLANK (NO ANSWER).....	44	0.08
99 = LEGITIMATE SKIP	3434	6.21

BUSPAR Len : 2 EVER USED BUSPAR NONMEDICALLY

	Freq	Pct
1 = Response entered	179	0.32
6 = Response not entered.....	1171	2.12
81 = NEVER USED TRANQUILIZERS Logically assigned.....	2	0.00
91 = NEVER USED TRANQUILIZERS	50400	91.19
94 = DON'T KNOW.....	19	0.03
97 = REFUSED	19	0.03
98 = BLANK (NO ANSWER).....	44	0.08
99 = LEGITIMATE SKIP	3434	6.21

EQUANIL Len : 2 EVER USED EQUANIL NONMEDICALLY

	Freq	Pct
1 = Response entered	15	0.03
6 = Response not entered.....	1335	2.42
81 = NEVER USED TRANQUILIZERS Logically assigned.....	2	0.00
91 = NEVER USED TRANQUILIZERS	50400	91.19
94 = DON'T KNOW.....	19	0.03
97 = REFUSED	19	0.03
98 = BLANK (NO ANSWER).....	44	0.08
99 = LEGITIMATE SKIP	3434	6.21

FLEXERIL Len : 2 EVER USED FLEXERIL NONMEDICALLY

	Freq	Pct
1 = Response entered	666	1.21
3 = Response entered LOGICALLY ASSIGNED.....	5	0.01
6 = Response not entered.....	679	1.23
81 = NEVER USED TRANQUILIZERS Logically assigned.....	2	0.00
91 = NEVER USED TRANQUILIZERS	50400	91.19
94 = DON'T KNOW.....	19	0.03
97 = REFUSED	19	0.03
98 = BLANK (NO ANSWER).....	44	0.08
99 = LEGITIMATE SKIP	3434	6.21

LIBRIUM Len : 2 EVER USED LIBRIUM NONMEDICALLY

	Freq	Pct
1 = Response entered	74	0.13
6 = Response not entered.....	1276	2.31
81 = NEVER USED TRANQUILIZERS Logically assigned.....	2	0.00
91 = NEVER USED TRANQUILIZERS	50400	91.19
94 = DON'T KNOW.....	19	0.03
97 = REFUSED	19	0.03
98 = BLANK (NO ANSWER).....	44	0.08
99 = LEGITIMATE SKIP	3434	6.21

TRANQUILIZERS

LIMBTROL	Len : 2 EVER USED LIMBTROL NONMEDICALLY		
		Freq	Pct
	1 = Response entered	22	0.04
	6 = Response not entered.....	1328	2.40
	81 = NEVER USED TRANQUILIZERS Logically assigned.....	2	0.00
	91 = NEVER USED TRANQUILIZERS	50400	91.19
	94 = DON'T KNOW.....	19	0.03
	97 = REFUSED	19	0.03
	98 = BLANK (NO ANSWER).....	44	0.08
	99 = LEGITIMATE SKIP	3434	6.21
MEPROB	Len : 2 EVER USED MEPROBAMATE NONMEDICALLY		
		Freq	Pct
	1 = Response entered	32	0.06
	6 = Response not entered.....	1318	2.38
	81 = NEVER USED TRANQUILIZERS Logically assigned.....	2	0.00
	91 = NEVER USED TRANQUILIZERS	50400	91.19
	94 = DON'T KNOW.....	19	0.03
	97 = REFUSED	19	0.03
	98 = BLANK (NO ANSWER).....	44	0.08
	99 = LEGITIMATE SKIP	3434	6.21
MILTOWN	Len : 2 EVER USED MILTOWN NONMEDICALLY		
		Freq	Pct
	1 = Response entered	21	0.04
	6 = Response not entered.....	1329	2.40
	81 = NEVER USED TRANQUILIZERS Logically assigned.....	2	0.00
	91 = NEVER USED TRANQUILIZERS	50400	91.19
	94 = DON'T KNOW.....	19	0.03
	97 = REFUSED	19	0.03
	98 = BLANK (NO ANSWER).....	44	0.08
	99 = LEGITIMATE SKIP	3434	6.21
ROHYPNOL	Len : 2 EVER USED ROHYPNOL NONMEDICALLY		
		Freq	Pct
	1 = Response entered	68	0.12
	6 = Response not entered.....	1282	2.32
	81 = NEVER USED TRANQUILIZERS Logically assigned.....	2	0.00
	91 = NEVER USED TRANQUILIZERS	50400	91.19
	94 = DON'T KNOW.....	19	0.03
	97 = REFUSED	19	0.03
	98 = BLANK (NO ANSWER).....	44	0.08
	99 = LEGITIMATE SKIP	3434	6.21
SERAX	Len : 2 EVER USED SERAX NONMEDICALLY		
		Freq	Pct
	1 = Response entered	20	0.04
	6 = Response not entered.....	1330	2.41
	81 = NEVER USED TRANQUILIZERS Logically assigned.....	2	0.00
	91 = NEVER USED TRANQUILIZERS	50400	91.19
	94 = DON'T KNOW.....	19	0.03
	97 = REFUSED	19	0.03
	98 = BLANK (NO ANSWER).....	44	0.08
	99 = LEGITIMATE SKIP	3434	6.21
SOMA	Len : 2 EVER USED SOMA NONMEDICALLY		
		Freq	Pct
	1 = Response entered	747	1.35
	3 = Response entered LOGICALLY ASSIGNED.....	9	0.02
	6 = Response not entered.....	594	1.07
	81 = NEVER USED TRANQUILIZERS Logically assigned.....	2	0.00
	91 = NEVER USED TRANQUILIZERS	50400	91.19
	94 = DON'T KNOW.....	19	0.03
	97 = REFUSED	19	0.03
	98 = BLANK (NO ANSWER).....	44	0.08
	99 = LEGITIMATE SKIP	3434	6.21

TRANQUILIZERS

TRANXENE

Len : 2 EVER USED TRANXENE NONMEDICALLY

	Freq	Pct
1 = Response entered	22	0.04
6 = Response not entered.....	1328	2.40
81 = NEVER USED TRANQUILIZERS Logically assigned.....	2	0.00
91 = NEVER USED TRANQUILIZERS	50400	91.19
94 = DON'T KNOW.....	19	0.03
97 = REFUSED	19	0.03
98 = BLANK (NO ANSWER).....	44	0.08
99 = LEGITIMATE SKIP	3434	6.21

VISTAR

Len : 2 EVER USED VISTARIL NONMEDICALLY

	Freq	Pct
1 = Response entered	78	0.14
3 = Response entered LOGICALLY ASSIGNED.....	1	0.00
6 = Response not entered.....	1271	2.30
81 = NEVER USED TRANQUILIZERS Logically assigned.....	2	0.00
91 = NEVER USED TRANQUILIZERS	50400	91.19
94 = DON'T KNOW.....	19	0.03
97 = REFUSED	19	0.03
98 = BLANK (NO ANSWER).....	44	0.08
99 = LEGITIMATE SKIP	3434	6.21

Have you ever, even once, used any other prescription tranquilizer, besides the ones shown on Card B, when it was not prescribed for you or that you took only for the experience or feeling it caused?

TRNOLST

Len : 2 EVER USED ANY OTHER TRANQUILIZER NONMEDICALLY

	Freq	Pct
1 = Yes	250	0.45
2 = No.....	4529	8.19
81 = NEVER USED TRANQUILIZERS Logically assigned.....	2	0.00
85 = BAD DATA Logically assigned	1	0.00
91 = NEVER USED TRANQUILIZERS	50400	91.19
94 = DON'T KNOW.....	70	0.13
97 = REFUSED	14	0.03
98 = BLANK (NO ANSWER).....	2	0.00

TRANQUILIZERS

TRNEWA

Len : 4 OTHER TRANQUILIZER - SPECIFY 1

	Freq	Pct
109 = Seconal.....	4	0.01
110 = Tuinal.....	1	0.00
112 = Restoril, Temazepam.....	1	0.00
113 = Halcion, Triazolam.....	1	0.00
115 = Phenobarbital.....	2	0.00
116 = Methaqualone, Sopor, Quaalude.....	9	0.02
174 = Ambien, Stilnox, Zolpidem.....	5	0.01
178 = Quetiapine, Seroquel.....	9	0.02
201 = Valium, Diazepam.....	4	0.01
207 = Ativan, Lorazepam, Orfidal.....	3	0.01
209 = Xanax, Alprazolam, Tafil, Xanax bars.....	20	0.04
215 = Vistaril.....	1	0.00
221 = OTHER Tranquilizer, NOT OTHERWISE SPECIFIED.....	4	0.01
222 = USED TRANQUILIZER, DON'T KNOW NAME.....	26	0.05
223 = Carbacot, Marbaxin, Methocarbamol, Robaxin.....	1	0.00
228 = Amitriptyline, Elavil.....	2	0.00
234 = Flexeril, Cyclobenzaprine.....	3	0.01
241 = Prozac, Fluoxetine.....	1	0.00
245 = Tryptophan.....	1	0.00
246 = Clonazepam, Diocam, Klonopin, Rivotril.....	2	0.00
271 = Sertraline hydrochloride, Zoloft.....	1	0.00
288 = Baclofen.....	1	0.00
290 = Metaxalone, Skelaxin.....	1	0.00
418 = Methadone, Dolophine.....	1	0.00
427 = Darvocet, Davocet-N.....	1	0.00
435 = Tylenol, Tylenol Extra-Strength <OTC>.....	2	0.00
442 = Ibuprofen.....	1	0.00
477 = Melumbrina, Neo-Melumbrina.....	1	0.00
658 = Special K, Ketamine.....	23	0.04
2001 = Sanoma, Soma, Carisoprodol.....	10	0.02
2002 = Muscle relaxers.....	4	0.01
2004 = Bromazepam, Lexillum, Lexomil, Lexotan, Lexotanil.....	1	0.00
2011 = Lexapro.....	1	0.00
3023 = Adderall.....	3	0.01
3037 = Effexor.....	1	0.00
3111 = LDX, Lisdexamfetamine dimesylate, Vyvanse.....	1	0.00
4043 = Tramadol.....	2	0.00
4044 = Hydrocodone.....	1	0.00
4109 = Suboxone.....	1	0.00
4120 = Numorphan, Opana, Oxymorphone.....	2	0.00
8007 = Gabapentin, Neurontin.....	1	0.00
8009 = Allergy pills/antihistamine; type unspecified.....	1	0.00
8097 = Tizanidine, Zanaflex.....	1	0.00
8198 = Handle bars, handlebars.....	1	0.00
8203 = Bar; otherwise unspecified.....	1	0.00
8236 = Lyrica, Pregabalin.....	1	0.00
8317 = Namenda.....	1	0.00
8326 = Dalay.....	1	0.00
9981 = NEVER USED TRANQUILIZERS Logically assigned.....	2	0.00
9985 = BAD DATA Logically assigned.....	3	0.01
9991 = NEVER USED TRANQUILIZERS.....	50400	91.19
9997 = REFUSED.....	19	0.03
9998 = BLANK (NO ANSWER).....	148	0.27
9999 = LEGITIMATE SKIP.....	4529	8.19

TRANQUILIZERS

TRNEWB

Len : 4 OTHER TRANQUILIZER - SPECIFY 2

	Freq	Pct
109 = Seconal.....	1	0.00
116 = Methaqualone, Sopor, Quaalude	1	0.00
117 = Chloral hydrate, Noctec.....	1	0.00
124 = Yellow jackets.....	1	0.00
201 = Valium, Diazepam.....	2	0.00
209 = Xanax, Alprazolam, Tafil, Xanax bars	2	0.00
221 = OTHER Tranquilizer, NOT OTHERWISE SPECIFIED.....	1	0.00
222 = USED TRANQUILIZER, DON'T KNOW NAME	1	0.00
225 = Desyrel, Trazodone hydrochloride.....	1	0.00
234 = Flexeril, Cyclobenzaprine.....	2	0.00
246 = Clonazepam, Diocam, Klonopin, Rivotril	2	0.00
411 = Talwin	1	0.00
415 = Codeine	1	0.00
434 = Vicodin, Lortab, Lorcet, Anexsia, Co-Gesic	1	0.00
658 = Special K, Ketamine.....	1	0.00
2001 = Sanoma, Soma, Carisoprodol	4	0.01
2011 = Lexapro.....	1	0.00
3017 = Dayquil <OTC>	1	0.00
4043 = Tramadol	1	0.00
8007 = Gabapentin, Neurontin.....	1	0.00
8247 = Abilify, Aripiprazole	1	0.00
8326 = Dalay	1	0.00
9981 = NEVER USED TRANQUILIZERS Logically assigned.....	2	0.00
9985 = BAD DATA Logically assigned	2	0.00
9991 = NEVER USED TRANQUILIZERS	50400	91.19
9997 = REFUSED	16	0.03
9998 = BLANK (NO ANSWER).....	290	0.52
9999 = LEGITIMATE SKIP	4529	8.19

TRNEWC

Len : 4 OTHER TRANQUILIZER - SPECIFY 3

	Freq	Pct
118 = Pentobarbital, Pentothal, Sodium pentothal.....	1	0.00
171 = NyQuil <OTC>	1	0.00
201 = Valium, Diazepam.....	1	0.00
209 = Xanax, Alprazolam, Tafil, Xanax bars	1	0.00
222 = USED TRANQUILIZER, DON'T KNOW NAME	2	0.00
234 = Flexeril, Cyclobenzaprine.....	1	0.00
417 = Morphine, Roxanol.....	1	0.00
434 = Vicodin, Lortab, Lorcet, Anexsia, Co-Gesic	1	0.00
896 = Catapres, Clonidine	1	0.00
9981 = NEVER USED TRANQUILIZERS Logically assigned.....	2	0.00
9985 = BAD DATA Logically assigned	1	0.00
9991 = NEVER USED TRANQUILIZERS	50400	91.19
9997 = REFUSED	16	0.03
9998 = BLANK (NO ANSWER).....	310	0.56
9999 = LEGITIMATE SKIP	4529	8.19

TRNEWD

Len : 4 OTHER TRANQUILIZER - SPECIFY 4

	Freq	Pct
113 = Halcion, Triazolam	1	0.00
211 = BuSpar, Buspirone.....	1	0.00
221 = OTHER Tranquilizer, NOT OTHERWISE SPECIFIED.....	1	0.00
8309 = Mucinex <OTC>.....	1	0.00
9981 = NEVER USED TRANQUILIZERS Logically assigned.....	2	0.00
9985 = BAD DATA Logically assigned	1	0.00
9991 = NEVER USED TRANQUILIZERS	50400	91.19
9997 = REFUSED	14	0.03
9998 = BLANK (NO ANSWER).....	318	0.58
9999 = LEGITIMATE SKIP	4529	8.19

TRANQUILIZERS

TRNEWE

Len : 4 OTHER TRANQUILIZER - SPECIFY 5

	Freq	Pct
112 = Restoril, Temazepam.....	1	0.00
9981 = NEVER USED TRANQUILIZERS Logically assigned.....	2	0.00
9985 = BAD DATA Logically assigned.....	1	0.00
9991 = NEVER USED TRANQUILIZERS.....	50400	91.19
9997 = REFUSED.....	14	0.03
9998 = BLANK (NO ANSWER).....	321	0.58
9999 = LEGITIMATE SKIP.....	4529	8.19

The answers that people give us about their use of prescription tranquilizers are important to this study's success. We know that this information is personal, but remember your answers will be kept confidential.

Please think again about answering this question: Have you ever, even once, used any type of prescription tranquilizer that was not prescribed for you or that you took only for the experience or feeling it caused?

NOTE: This variable was coded as 1 if respondents answered yes to the above question and 91 if respondents answered the above question as no (see below). This variable also was coded as 1 if the questions corresponding to any of the following variables were answered as yes: KLONOPIN, XNAXATVN, VALMDIAZ, TRNCARD, or TRNOLST. This variable also was coded as 81 or 91 if all of the above variables were coded as 81 or 91, respectively.

TRNEVER

Len : 2 EVER USED TRANQUILIZERS NONMEDICALLY

	Freq	Pct
1 = Yes.....	4762	8.62
81 = NEVER USED TRANQUILIZERS Logically assigned.....	2	0.00
91 = NEVER USED TRANQUILIZERS.....	50400	91.19
97 = REFUSED.....	3	0.01
98 = BLANK (NO ANSWER).....	101	0.18

How old were you the first time you used any prescription tranquilizer that was not prescribed for you or that you took only for the experience or feeling it caused?

TRANAGE

Len : 3 AGE WHEN FIRST USED TRANQUILIZERS NONMEDICALLY

	Freq	Pct
RANGE = 1 - 69.....	4629	8.38
81 = NEVER USED TRANQUILIZERS Logically assigned.....	2	0.00
985 = BAD DATA Logically assigned.....	26	0.05
991 = NEVER USED TRANQUILIZERS.....	50400	91.19
994 = DON'T KNOW.....	77	0.14
997 = REFUSED.....	34	0.06
998 = BLANK (NO ANSWER).....	100	0.18

Did you first use any prescription tranquilizer that was not prescribed for you or that you took only for the experience or feeling it caused in [CURRENT YEAR - 1] or [CURRENT YEAR]?

Did you first use any prescription tranquilizer that was not prescribed for you or that you took only for the experience or feeling it caused in [CURRENT YEAR - 2] or [CURRENT YEAR - 1]?

In what month in [CURRENT YEAR] did you first use any prescription tranquilizer that was not prescribed for you or that you took only for the experience or feeling it caused?

TRANYFU

Len : 4 YEAR OF FIRST TRANQUILIZER USE - RECODE

	Freq	Pct
RANGE = 2010 - 2012.....	686	1.24
9981 = NEVER USED TRANQUILIZERS Logically assigned.....	2	0.00
9985 = BAD DATA Logically assigned.....	94	0.17
9989 = LEGITIMATE SKIP Logically assigned.....	45	0.08
9991 = NEVER USED TRANQUILIZERS.....	50400	91.19
9994 = DON'T KNOW.....	81	0.15
9997 = REFUSED.....	34	0.06
9998 = BLANK (NO ANSWER).....	101	0.18
9999 = LEGITIMATE SKIP.....	3825	6.92

TRANQUILIZERS

In what month in [CURRENT YEAR] did you first use any prescription tranquilizer that was not prescribed for you or that you took only for the experience or feeling it caused?

In what month in [YEAR FROM TR07a or TR07b] did you first use any prescription tranquilizer that was not prescribed for you or that you took only for the experience or feeling it caused?

TRANMFU Len : 2 MONTH OF FIRST TRANQUILIZER USE - RECODE

	Freq	Pct
1 = January.....	56	0.10
2 = February.....	47	0.09
3 = March.....	63	0.11
4 = April.....	46	0.08
5 = May.....	50	0.09
6 = June.....	79	0.14
7 = July.....	66	0.12
8 = August.....	36	0.07
9 = September.....	53	0.10
10 = October.....	64	0.12
11 = November.....	45	0.08
12 = December.....	41	0.07
81 = NEVER USED TRANQUILIZERS Logically assigned.....	2	0.00
85 = BAD DATA Logically assigned.....	94	0.17
89 = LEGITIMATE SKIP Logically assigned.....	45	0.08
91 = NEVER USED TRANQUILIZERS.....	50400	91.19
94 = DON'T KNOW.....	120	0.22
97 = REFUSED.....	35	0.06
98 = BLANK (NO ANSWER).....	101	0.18
99 = LEGITIMATE SKIP.....	3825	6.92

How long has it been since you last used any prescription tranquilizer that was not prescribed for you or that you took only for the experience or feeling it caused?

TRANREC Len : 2 TIME SINCE LAST USED TRANQUILIZERS NONMEDICALLY

	Freq	Pct
1 = Within the past 30 days.....	508	0.92
2 = More than 30 days ago but within the past 12 mos.....	1025	1.85
3 = More than 12 months ago.....	3127	5.66
8 = Used at some point in the past 12 mos LOG ASSN.....	10	0.02
9 = Used at some point in lifetime LOG ASSN.....	91	0.16
11 = Used in the past 30 days LOGICALLY ASSIGNED.....	1	0.00
81 = NEVER USED TRANQUILIZERS Logically assigned.....	2	0.00
85 = BAD DATA Logically assigned.....	1	0.00
91 = NEVER USED TRANQUILIZERS.....	50400	91.19
97 = REFUSED.....	3	0.01
98 = BLANK (NO ANSWER).....	100	0.18

TRNYRTOT Len : 3 TOTAL # DAYS USED TRANQUILIZERS PAST 12 MONTHS

	Freq	Pct
RANGE = 1 - 364.....	1523	2.76
981 = NEVER USED TRANQUILIZERS Logically assigned.....	2	0.00
985 = BAD DATA Logically assigned.....	9	0.02
991 = NEVER USED TRANQUILIZERS.....	50400	91.19
993 = DID NOT USE TRANQUILIZERS IN THE PAST 12 MOS.....	3127	5.66
994 = DON'T KNOW.....	9	0.02
997 = REFUSED.....	7	0.01
998 = BLANK (NO ANSWER).....	191	0.35

TRTOTFG Len : 2 TRIMMING INDICATOR FOR TRNYRTOT

	Freq	Pct
98 = BLANK (NO ANSWER).....	55268	100.0

TRFQFLG Len : 2 TRIMMED TRNYRTOT IF R USED < 12 MOS

	Freq	Pct
1 = Trimmed to be consistent with mo/yr of 1st use.....	120	0.22
98 = BLANK (NO ANSWER).....	55148	99.78

TRANQUILIZERS

Now think about the past 12 months, from [DATEFILL] through today. We want to know how many days you've used any prescription tranquilizer that was not prescribed for you or that you took only for the experience or feeling it caused during the past 12 months.

What would be the easiest way for you to tell us how many days you used a prescription tranquilizer in either of these ways?

TRBSTWAY Len : 2 EASIEST WAY TO TELL US # DAYS USED TRANQUILIZER

	Freq	Pct
1 = Prefer to answer in days per week	214	0.39
2 = Prefer to answer in days per month	419	0.76
3 = Prefer to answer in days per year	885	1.60
11 = Prefer to ans in days per wk LOG ASSN.....	1	0.00
12 = Prefer to ans in days per mo LOG ASSN.....	1	0.00
13 = Prefer to ans in days per yr LOG ASSN.....	10	0.02
81 = NEVER USED TRANQUILIZERS Logically assigned.....	2	0.00
85 = BAD DATA Logically assigned.....	9	0.02
91 = NEVER USED TRANQUILIZERS	50400	91.19
93 = DID NOT USE TRANQUILIZERS IN THE PAST 12 MOS.....	3127	5.66
94 = DON'T KNOW.....	3	0.01
97 = REFUSED	6	0.01
98 = BLANK (NO ANSWER).....	191	0.35

On how many days in the past 12 months did you use any prescription tranquilizer that was not prescribed for you or that you took only for the experience or feeling it caused?

TRDAYPYR Len : 3 # DAYS USED TRANQUILIZERS "NM" PAST 12 MONTHS

	Freq	Pct
RANGE = 1 - 200.....	893	1.62
981 = NEVER USED TRANQUILIZERS Logically assigned.....	2	0.00
985 = BAD DATA Logically assigned	2	0.00
989 = LEGITIMATE SKIP Logically assigned.....	2	0.00
991 = NEVER USED TRANQUILIZERS	50400	91.19
993 = DID NOT USE TRANQUILIZERS IN THE PAST 12 MOS.....	3127	5.66
994 = DON'T KNOW.....	5	0.01
997 = REFUSED	6	0.01
998 = BLANK (NO ANSWER).....	198	0.36
999 = LEGITIMATE SKIP	633	1.15

On average, how many days each month during the past 12 months did you use any prescription tranquilizer that was not prescribed for you or that you took only for the experience or feeling it caused?

TRDAYPMO Len : 2 # DAYS PER MO USED TRANQUILIZERS "NM" PAST 12 MOS

	Freq	Pct
RANGE = 1 - 30.....	416	0.75
81 = NEVER USED TRANQUILIZERS Logically assigned.....	2	0.00
85 = BAD DATA Logically assigned	2	0.00
89 = LEGITIMATE SKIP Logically assigned.....	1	0.00
91 = NEVER USED TRANQUILIZERS	50400	91.19
93 = DID NOT USE TRANQUILIZERS IN THE PAST 12 MOS.....	3127	5.66
94 = DON'T KNOW.....	8	0.01
97 = REFUSED	7	0.01
98 = BLANK (NO ANSWER).....	198	0.36
99 = LEGITIMATE SKIP	1107	2.00

On average, how many days each week during the past 12 months did you use any prescription tranquilizer that was not prescribed for you or that you took only for the experience or feeling it caused?

TRDAYPWK Len : 2 # DAYS PER WK USED TRANQUILIZERS "NM" PAST 12 MOS

	Freq	Pct
RANGE = 1 - 7.....	214	0.39
81 = NEVER USED TRANQUILIZERS Logically assigned.....	2	0.00
85 = BAD DATA Logically assigned	5	0.01
91 = NEVER USED TRANQUILIZERS	50400	91.19
93 = DID NOT USE TRANQUILIZERS IN THE PAST 12 MOS.....	3127	5.66
94 = DON'T KNOW.....	9	0.02
97 = REFUSED	7	0.01
98 = BLANK (NO ANSWER).....	195	0.35
99 = LEGITIMATE SKIP	1309	2.37

STIMULANTS

STIMULANTS

These next questions ask about the use of drugs such as amphetamines that are known as stimulants, "uppers," or "speed." People sometimes take these drugs to lose weight, to stay awake, or for attention deficit disorders. We are not interested in the use of "over-the-counter" stimulants such as Dexatrim or No-Doz that can be bought in drug stores or grocery stores without a doctor's prescription.

Card C shows pictures of some different kinds of prescription stimulants and lists the names of some others. These pictures show only pills, but we are interested in your use of any form of prescription stimulants that were not prescribed for you, or that you took only for the experience or feeling they caused. Please look at Card C carefully as you answer the next questions.

Have you ever, even once, used Methamphetamine, Desoxyyn, or Methedrine that was not prescribed for you or that you took only for the experience or feeling it caused? Methamphetamine is also known as crank, crystal, ice, or speed.

NOTE: This variable incorporates the value from a probe question that was asked when the respondent answered REFUSED to this question.

METHDES Len : 2 EVER USED METHAMPHETAMINE, DESOXYN, OR METHEDRINE

	Freq	Pct
1 = Yes	1442	2.61
2 = No.....	2255	4.08
3 = Yes LOGICALLY ASSIGNED	1	0.00
81 = NEVER USED STIMULANTS Logically assigned	9	0.02
91 = NEVER USED STIMULANTS	51519	93.22
94 = DON'T KNOW.....	34	0.06
97 = REFUSED	6	0.01
98 = BLANK (NO ANSWER).....	2	0.00

Have you ever, even once, used prescription diet pills, such as Amphetamines, Benzedrine, Biphedamine, Fastin, or Phentermine, that was not prescribed for you or that you took only for the experience or feeling it caused?

DIETPILS Len : 2 EVER USED DIET PILLS SUCH AS AMPHETAMINES, ETC

	Freq	Pct
1 = Yes	1018	1.84
2 = No.....	2666	4.82
3 = Yes LOGICALLY ASSIGNED	5	0.01
81 = NEVER USED STIMULANTS Logically assigned	9	0.02
91 = NEVER USED STIMULANTS	51519	93.22
94 = DON'T KNOW.....	38	0.07
97 = REFUSED	11	0.02
98 = BLANK (NO ANSWER).....	2	0.00

Have you ever, even once, used Ritalin or Methylphenidate that was not prescribed for you or that you took only for the experience or feeling it caused?

RITMPHEN Len : 2 EVER USED RITALIN OR METHYLPHENIDATE

	Freq	Pct
1 = Yes	1624	2.94
2 = No.....	2066	3.74
3 = Yes LOGICALLY ASSIGNED	1	0.00
81 = NEVER USED STIMULANTS Logically assigned	9	0.02
91 = NEVER USED STIMULANTS	51519	93.22
94 = DON'T KNOW.....	38	0.07
97 = REFUSED	9	0.02
98 = BLANK (NO ANSWER).....	2	0.00

STIMULANTS

Please look at the stimulants shown below the red line on Card C.

Have you ever, even once, used any of these stimulants when they were not prescribed for you or that you took only for the experience or feeling they caused?

STM CARD Len : 2 EVER USED ANY STIMULANT BELOW RED LINE ON CARD C

	Freq	Pct
1 = Yes	463	0.84
2 = No.....	3224	5.83
3 = Yes LOGICALLY ASSIGNED	5	0.01
81 = NEVER USED STIMULANTS Logically assigned	9	0.02
91 = NEVER USED STIMULANTS	51519	93.22
94 = DON'T KNOW.....	37	0.07
97 = REFUSED	9	0.02
98 = BLANK (NO ANSWER).....	2	0.00

Which of the stimulants shown below the red line on Card C have you used when they were not prescribed for you or that you took only for the experience or feeling they caused?

CYLERT Len : 2 EVER USED CYLERT NONMEDICALLY

	Freq	Pct
1 = Response entered	30	0.05
6 = Response not entered.....	407	0.74
81 = NEVER USED STIMULANTS Logically assigned	9	0.02
91 = NEVER USED STIMULANTS	51519	93.22
94 = DON'T KNOW.....	23	0.04
97 = REFUSED	17	0.03
98 = BLANK (NO ANSWER).....	39	0.07
99 = LEGITIMATE SKIP	3224	5.83

DEXED Len : 2 EVER USED DEXEDRINE NONMEDICALLY

	Freq	Pct
1 = Response entered	199	0.36
3 = Response entered LOGICALLY ASSIGNED.....	2	0.00
6 = Response not entered.....	236	0.43
81 = NEVER USED STIMULANTS Logically assigned	9	0.02
91 = NEVER USED STIMULANTS	51519	93.22
94 = DON'T KNOW.....	23	0.04
97 = REFUSED	17	0.03
98 = BLANK (NO ANSWER).....	39	0.07
99 = LEGITIMATE SKIP	3224	5.83

DETAMP Len : 2 EVER USED DEXTROAMPHETAMINE NONMEDICALLY

	Freq	Pct
1 = Response entered	178	0.32
6 = Response not entered.....	259	0.47
81 = NEVER USED STIMULANTS Logically assigned	9	0.02
91 = NEVER USED STIMULANTS	51519	93.22
94 = DON'T KNOW.....	23	0.04
97 = REFUSED	17	0.03
98 = BLANK (NO ANSWER).....	39	0.07
99 = LEGITIMATE SKIP	3224	5.83

DIDREX Len : 2 EVER USED DIDREX NONMEDICALLY

	Freq	Pct
1 = Response entered	22	0.04
6 = Response not entered.....	415	0.75
81 = NEVER USED STIMULANTS Logically assigned	9	0.02
91 = NEVER USED STIMULANTS	51519	93.22
94 = DON'T KNOW.....	23	0.04
97 = REFUSED	17	0.03
98 = BLANK (NO ANSWER).....	39	0.07
99 = LEGITIMATE SKIP	3224	5.83

STIMULANTS

ESKAT

Len : 2 EVER USED ESKATROL NONMEDICALLY

	Freq	Pct
1 = Response entered	20	0.04
3 = Response entered LOGICALLY ASSIGNED.....	1	0.00
6 = Response not entered.....	416	0.75
81 = NEVER USED STIMULANTS Logically assigned	9	0.02
91 = NEVER USED STIMULANTS	51519	93.22
94 = DON'T KNOW.....	23	0.04
97 = REFUSED	17	0.03
98 = BLANK (NO ANSWER).....	39	0.07
99 = LEGITIMATE SKIP	3224	5.83

IONAMIN

Len : 2 EVER USED IONAMIN NONMEDICALLY

	Freq	Pct
1 = Response entered	23	0.04
6 = Response not entered.....	414	0.75
81 = NEVER USED STIMULANTS Logically assigned	9	0.02
91 = NEVER USED STIMULANTS	51519	93.22
94 = DON'T KNOW.....	23	0.04
97 = REFUSED	17	0.03
98 = BLANK (NO ANSWER).....	39	0.07
99 = LEGITIMATE SKIP	3224	5.83

MAZANOR

Len : 2 EVER USED MAZANOR NONMEDICALLY

	Freq	Pct
1 = Response entered	14	0.03
6 = Response not entered.....	423	0.77
81 = NEVER USED STIMULANTS Logically assigned	9	0.02
91 = NEVER USED STIMULANTS	51519	93.22
94 = DON'T KNOW.....	23	0.04
97 = REFUSED	17	0.03
98 = BLANK (NO ANSWER).....	39	0.07
99 = LEGITIMATE SKIP	3224	5.83

OBLA

Len : 2 EVER USED OBEDRIN-LA NONMEDICALLY

	Freq	Pct
1 = Response entered	7	0.01
6 = Response not entered.....	430	0.78
81 = NEVER USED STIMULANTS Logically assigned	9	0.02
91 = NEVER USED STIMULANTS	51519	93.22
94 = DON'T KNOW.....	23	0.04
97 = REFUSED	17	0.03
98 = BLANK (NO ANSWER).....	39	0.07
99 = LEGITIMATE SKIP	3224	5.83

PLEGINE

Len : 2 EVER USED PLEGINE NONMEDICALLY

	Freq	Pct
1 = Response entered	9	0.02
6 = Response not entered.....	428	0.77
81 = NEVER USED STIMULANTS Logically assigned	9	0.02
91 = NEVER USED STIMULANTS	51519	93.22
94 = DON'T KNOW.....	23	0.04
97 = REFUSED	17	0.03
98 = BLANK (NO ANSWER).....	39	0.07
99 = LEGITIMATE SKIP	3224	5.83

PRELUDIN

Len : 2 EVER USED PRELUDIN NONMEDICALLY

	Freq	Pct
1 = Response entered	40	0.07
6 = Response not entered.....	397	0.72
81 = NEVER USED STIMULANTS Logically assigned	9	0.02
91 = NEVER USED STIMULANTS	51519	93.22
94 = DON'T KNOW.....	23	0.04
97 = REFUSED	17	0.03
98 = BLANK (NO ANSWER).....	39	0.07
99 = LEGITIMATE SKIP	3224	5.83

STIMULANTS

SANOREX

Len : 2 EVER USED SANOREX NONMEDICALLY

	Freq	Pct
1 = Response entered	20	0.04
3 = Response entered LOGICALLY ASSIGNED	1	0.00
6 = Response not entered.....	416	0.75
81 = NEVER USED STIMULANTS Logically assigned	9	0.02
91 = NEVER USED STIMULANTS	51519	93.22
94 = DON'T KNOW.....	23	0.04
97 = REFUSED	17	0.03
98 = BLANK (NO ANSWER).....	39	0.07
99 = LEGITIMATE SKIP	3224	5.83

TENUATE

Len : 2 EVER USED TENUATE NONMEDICALLY

	Freq	Pct
1 = Response entered	17	0.03
3 = Response entered LOGICALLY ASSIGNED	1	0.00
6 = Response not entered.....	419	0.76
81 = NEVER USED STIMULANTS Logically assigned	9	0.02
91 = NEVER USED STIMULANTS	51519	93.22
94 = DON'T KNOW.....	23	0.04
97 = REFUSED	17	0.03
98 = BLANK (NO ANSWER).....	39	0.07
99 = LEGITIMATE SKIP	3224	5.83

Have you ever, even once, used any other prescription stimulant, besides the ones shown on Card C when it was not prescribed for you or that you took only for the experience or feeling it caused?

STMNOLST

Len : 2 EVER USED ANY OTHER STIMULANT NONMEDICALLY

	Freq	Pct
1 = Yes	774	1.40
2 = No.....	2905	5.26
4 = No LOGICALLY ASSIGNED	1	0.00
81 = NEVER USED STIMULANTS Logically assigned	9	0.02
91 = NEVER USED STIMULANTS	51519	93.22
94 = DON'T KNOW.....	49	0.09
97 = REFUSED	9	0.02
98 = BLANK (NO ANSWER).....	2	0.00

STIMULANTS

STIMNEWA

Len : 4 OTHER STIMULANT - SPECIFY 1

	Freq	Pct
116 = Methaqualone, Sopor, Quaalude	1	0.00
124 = Yellow jackets.....	1	0.00
207 = Ativan, Lorazepam, Orfidal.....	1	0.00
301 = Dexedrine	3	0.01
303 = Eskatrol.....	1	0.00
306 = Desoxyn.....	1	0.00
307 = Tenuate, Diethylpropion.....	1	0.00
313 = Acxion, Adipex-P, Fastin, Phentermine	3	0.01
316 = Sanorex	1	0.00
317 = Mazanor.....	1	0.00
318 = Ritalin, Methylphenidate.....	4	0.01
322 = Methamphetamine ("ice" or "crank"), Meth.....	4	0.01
324 = Uppers; OTHER Stimulant, NOT OTHERWISE SPECIFIED	6	0.01
325 = USED STIMULANT, DON'T KNOW NAME	46	0.08
326 = White cross.....	5	0.01
327 = Black beauties, black beauty.....	4	0.01
328 = Pink hearts.....	2	0.00
331 = Blancs, whites.....	1	0.00
332 = Ephedrine	2	0.00
334 = Crossroads, cross tops	3	0.01
336 = Diet pills/medications/drugs; otherwise unspfd	3	0.01
339 = Amphetamines.....	1	0.00
345 = Black molly	4	0.01
374 = Christmas tree(s).....	2	0.00
434 = Vicodin, Lortab, Lorcet, Anexsia, Co-Gesic	1	0.00
442 = Ibuprofen	1	0.00
629 = Rocket Fuel	1	0.00
650 = Datura stramonium, daytura, thorn apple	1	0.00
805 = Cocaine, coca, cocaina, coke, perico	1	0.00
3001 = Brown and clear.....	1	0.00
3004 = Black cadillac.....	1	0.00
3023 = Adderall	521	0.94
3030 = Red hearts.....	1	0.00
3046 = Adrenalin, Epinephrine.....	1	0.00
3052 = Speed; otherwise unspecified	7	0.01
3069 = DextroStat.....	1	0.00
3077 = Concerta.....	13	0.02
3086 = Adderall XR.....	1	0.00
3090 = Provigil, Modafinil.....	3	0.01
3094 = Dexmethylphenidate, Focalin	2	0.00
3111 = LDX, Lisdexamfetamine dimesylate, Vyvanse.....	36	0.07
3114 = Ritalin LA	1	0.00
3116 = MCAT, Mephedrone.....	3	0.01
3121 = Obitrol.....	1	0.00
3122 = Armodafinil, Nuvigil	2	0.00
3124 = Focalin XR	1	0.00
4007 = Happy pills	1	0.00
4064 = Epidrin	1	0.00
4116 = Phenergan with codeine, promethazine with codeine.....	1	0.00
6114 = Molly; not otherwise specified	1	0.00
6138 = 2C-E, 2-5-Dimethoxy-4-ethyl-phenethylamine.....	1	0.00
8113 = Test 250, Test 400 <OTC>.....	1	0.00
8229 = ADHD/ADD medication; otherwise unspfd.....	3	0.01
8301 = Bath salts, otherwise unspecified	1	0.00
8322 = Horny goat weed.....	1	0.00
9981 = NEVER USED STIMULANTS Logically assigned.....	9	0.02
9985 = BAD DATA Logically assigned	4	0.01
9989 = LEGITIMATE SKIP Logically assigned.....	1	0.00
9991 = NEVER USED STIMULANTS	51519	93.22
9997 = REFUSED	20	0.04
9998 = BLANK (NO ANSWER).....	97	0.18
9999 = LEGITIMATE SKIP	2905	5.26

STIMULANTS

STIMNEWB

Len : 4 OTHER STIMULANT - SPECIFY 2

	Freq	Pct
301 = Dexedrine	1	0.00
306 = Desoxyn.....	1	0.00
319 = Cylert.....	1	0.00
322 = Methamphetamine ("ice" or "crank"), Meth.....	2	0.00
324 = Uppers; OTHER Stimulant, NOT OTHERWISE SPECIFIED.....	4	0.01
325 = USED STIMULANT, DON'T KNOW NAME.....	4	0.01
326 = White cross.....	1	0.00
327 = Black beauties, black beauty.....	1	0.00
329 = Bird's eggs, robin's eggs, speckled eggs.....	1	0.00
331 = Blancs, whites.....	1	0.00
332 = Ephedrine.....	2	0.00
336 = Diet pills/medications/drugs; otherwise unspfd.....	1	0.00
339 = Amphetamines.....	2	0.00
415 = Codeine.....	1	0.00
3023 = Adderall.....	32	0.06
3052 = Speed; otherwise unspecified.....	1	0.00
3077 = Concerta.....	15	0.03
3090 = Provigil, Modafinil.....	1	0.00
3094 = Dexmethylphenidate, Focalin.....	5	0.01
3111 = LDX, Lisdexamfetamine dimesylate, Vyvanse.....	32	0.06
3119 = MDPV, Methylenedioxypyrovalerone.....	1	0.00
3122 = Armodafinil, Nuvigil.....	1	0.00
3123 = Adrafinil, Olmifon.....	1	0.00
8229 = ADHD/ADD medication; otherwise unspfd.....	1	0.00
8316 = Piracetam.....	1	0.00
9981 = NEVER USED STIMULANTS Logically assigned.....	9	0.02
9985 = BAD DATA Logically assigned.....	3	0.01
9991 = NEVER USED STIMULANTS.....	51519	93.22
9997 = REFUSED.....	9	0.02
9998 = BLANK (NO ANSWER).....	708	1.28
9999 = LEGITIMATE SKIP.....	2906	5.26

STIMNEWC

Len : 4 OTHER STIMULANT - SPECIFY 3

	Freq	Pct
324 = Uppers; OTHER Stimulant, NOT OTHERWISE SPECIFIED.....	1	0.00
326 = White cross.....	2	0.00
339 = Amphetamines.....	1	0.00
531 = Candy, powdered candy, sugar.....	1	0.00
3023 = Adderall.....	7	0.01
3069 = DextroStat.....	1	0.00
3087 = Straterra.....	2	0.00
3094 = Dexmethylphenidate, Focalin.....	2	0.00
3111 = LDX, Lisdexamfetamine dimesylate, Vyvanse.....	4	0.01
8310 = DMAA, Methylhexanamine.....	1	0.00
9981 = NEVER USED STIMULANTS Logically assigned.....	9	0.02
9985 = BAD DATA Logically assigned.....	1	0.00
9991 = NEVER USED STIMULANTS.....	51519	93.22
9997 = REFUSED.....	9	0.02
9998 = BLANK (NO ANSWER).....	802	1.45
9999 = LEGITIMATE SKIP.....	2906	5.26

STIMNEWD

Len : 4 OTHER STIMULANT - SPECIFY 4

	Freq	Pct
305 = Biphetamine.....	1	0.00
309 = Benzphetamine. Didrex.....	1	0.00
325 = USED STIMULANT, DON'T KNOW NAME.....	1	0.00
3023 = Adderall.....	3	0.01
3077 = Concerta.....	1	0.00
3111 = LDX, Lisdexamfetamine dimesylate, Vyvanse.....	2	0.00
8091 = Benzedrex <OTC>.....	1	0.00
9981 = NEVER USED STIMULANTS Logically assigned.....	9	0.02
9985 = BAD DATA Logically assigned.....	2	0.00
9991 = NEVER USED STIMULANTS.....	51519	93.22
9997 = REFUSED.....	9	0.02
9998 = BLANK (NO ANSWER).....	813	1.47
9999 = LEGITIMATE SKIP.....	2906	5.26

STIMULANTS

STIMNEWE

Len : 4 OTHER STIMULANT - SPECIFY 5

	Freq	Pct
3023 = Adderall	1	0.00
3046 = Adrenalin, Epinephrine.....	1	0.00
3111 = LDX, Lisdexamfetamine dimesylate, Vyvanse.....	2	0.00
9981 = NEVER USED STIMULANTS Logically assigned.....	9	0.02
9985 = BAD DATA Logically assigned.....	1	0.00
9991 = NEVER USED STIMULANTS	51519	93.22
9997 = REFUSED	9	0.02
9998 = BLANK (NO ANSWER).....	820	1.48
9999 = LEGITIMATE SKIP	2906	5.26

The answers that people give us about their use of prescription stimulants are important to this study's success. We know that this information is personal, but remember your answers will be kept confidential.

Please think again about answering this question: Have you ever, even once, used any type of prescription stimulant that was not prescribed for you or that you took only for the experience or feeling it caused?

NOTE: This variable was coded as 1 if respondents answered yes to the above question and 91 if respondents answered the above question as no (see below). This variable also was coded as 1 if the questions corresponding to any of the following variables were answered as yes: METHDES, DIETPILS, RITMPHEN, STMCARD, or STMNOLST. This variable also was coded as 81 or 91 if all of the above variables were coded as 81 or 91, respectively.

STMEVER

Len : 2 EVER USED STIMULANTS NONMEDICALLY

	Freq	Pct
1 = Yes	3636	6.58
81 = NEVER USED STIMULANTS Logically assigned	9	0.02
91 = NEVER USED STIMULANTS	51519	93.22
97 = REFUSED	4	0.01
98 = BLANK (NO ANSWER).....	100	0.18

How old were you the first time you used any prescription stimulant that was not prescribed for you or that you took only for the experience or feeling it caused?

STIMAGE

Len : 3 AGE WHEN FIRST USED STIMULANTS NONMEDICALLY

	Freq	Pct
RANGE = 1 - 56.....	3555	6.43
981 = NEVER USED STIMULANTS Logically assigned.....	9	0.02
985 = BAD DATA Logically assigned.....	9	0.02
991 = NEVER USED STIMULANTS	51519	93.22
994 = DON'T KNOW.....	53	0.10
997 = REFUSED	20	0.04
998 = BLANK (NO ANSWER).....	103	0.19

Did you first use any prescription stimulant that was not prescribed for you or that you took only for the experience or feeling it caused in [CURRENT YEAR - 1] or [CURRENT YEAR]?

Did you first use any prescription stimulant that was not prescribed for you or that you took only for the experience or feeling it caused in [CURRENT YEAR - 2] or [CURRENT YEAR - 1]?

In what month in [CURRENT YEAR] did you first use any prescription stimulant that was not prescribed for you or that you took only for the experience or feeling it caused?

STIMYFU

Len : 4 YEAR OF FIRST STIMULANT USE - RECODE

	Freq	Pct
RANGE = 2010 - 2012.....	460	0.83
9981 = NEVER USED STIMULANTS Logically assigned.....	9	0.02
9985 = BAD DATA Logically assigned.....	42	0.08
9989 = LEGITIMATE SKIP Logically assigned.....	30	0.05
9991 = NEVER USED STIMULANTS	51519	93.22
9994 = DON'T KNOW.....	54	0.10
9997 = REFUSED	20	0.04
9998 = BLANK (NO ANSWER).....	103	0.19
9999 = LEGITIMATE SKIP	3031	5.48

STIMULANTS

In what month in [CURRENT YEAR] did you first use any prescription stimulant that was not prescribed for you or that you took only for the experience or feeling it caused?

In what month in [YEAR FROM ST07a or ST07b] did you first use any prescription stimulant that was not prescribed for you or that you took only for the experience or feeling it caused?

STIMMFU Len : 2 MONTH OF FIRST STIMULANT USE - RECODE

	Freq	Pct
1 = January.....	41	0.07
2 = February.....	33	0.06
3 = March.....	41	0.07
4 = April.....	30	0.05
5 = May.....	40	0.07
6 = June.....	39	0.07
7 = July.....	29	0.05
8 = August.....	30	0.05
9 = September.....	33	0.06
10 = October.....	35	0.06
11 = November.....	29	0.05
12 = December.....	52	0.09
81 = NEVER USED STIMULANTS Logically assigned.....	9	0.02
85 = BAD DATA Logically assigned.....	42	0.08
89 = LEGITIMATE SKIP Logically assigned.....	30	0.05
91 = NEVER USED STIMULANTS.....	51519	93.22
94 = DON'T KNOW.....	81	0.15
97 = REFUSED.....	21	0.04
98 = BLANK (NO ANSWER).....	103	0.19
99 = LEGITIMATE SKIP.....	3031	5.48

NOTE: This variable incorporates values from 2 probe questions that were asked when the respondent answered DON'T KNOW or REFUSED to this question.

How long has it been since you last used any prescription stimulant that was not prescribed for you or that you took only for the experience or feeling it caused?

STIMREC Len : 2 TIME SINCE LAST USED STIMULANTS NONMEDICALLY

	Freq	Pct
1 = Within the past 30 days.....	342	0.62
2 = More than 30 days ago but within the past 12 mos.....	656	1.19
3 = More than 12 months ago.....	2558	4.63
8 = Used at some point in the past 12 mos LOG ASSN.....	9	0.02
9 = Used at some point in lifetime LOG ASSN.....	62	0.11
11 = Used in the past 30 days LOGICALLY ASSIGNED.....	5	0.01
12 = Used >30 days ago but within pst 12 mos LOG ASSN.....	4	0.01
81 = NEVER USED STIMULANTS Logically assigned.....	9	0.02
91 = NEVER USED STIMULANTS.....	51519	93.22
97 = REFUSED.....	4	0.01
98 = BLANK (NO ANSWER).....	100	0.18

NOTE: The variables STMYRTOT, STBSTWAY, STDAYPYR, STDAYPMO, and STDAYPWK incorporate values from follow-up questions that were asked if respondents previously reported that they last used any stimulant more than 12 months ago but subsequently reported more recent use of any stimulant or methamphetamine.

STMYRTOT Len : 3 TOTAL # DAYS USED STIMULANTS PAST 12 MONTHS

	Freq	Pct
RANGE = 1 - 365.....	999	1.81
981 = NEVER USED STIMULANTS Logically assigned.....	9	0.02
985 = BAD DATA Logically assigned.....	9	0.02
991 = NEVER USED STIMULANTS.....	51519	93.22
993 = DID NOT USE STIMULANTS IN THE PAST 12 MOS.....	2558	4.63
994 = DON'T KNOW.....	6	0.01
997 = REFUSED.....	5	0.01
998 = BLANK (NO ANSWER).....	163	0.29

STTOTFG Len : 2 TRIMMING INDICATOR FOR STMYRTOT

	Freq	Pct
1 = Trimmed to 365 days (no further editing).....	2	0.00
98 = BLANK (NO ANSWER).....	55266	100.0

STIMULANTS

STFQFLG

Len : 2 TRIMMED STMYRTOT IF R USED < 12 MOS

	Freq	Pct
1 = Trimmed to be consistent with mo/yr of 1st use.....	76	0.14
98 = BLANK (NO ANSWER).....	55192	99.86

Now think about the past 12 months, from [DATEFILL] through today. We want to know how many days you've used any prescription stimulant that was not prescribed for you or that you took only for the experience or feeling it caused during the past 12 months.

What would be the easiest way for you to tell us how many days you used a prescription stimulant in either of these ways?

STBSTWAY

Len : 2 EASIEST WAY TO TELL US # DAYS USED STIMULANT

	Freq	Pct
1 = Prefer to answer in days per week.....	151	0.27
2 = Prefer to answer in days per month.....	244	0.44
3 = Prefer to answer in days per year.....	573	1.04
12 = Prefer to ans in days per mo LOG ASSN.....	1	0.00
13 = Prefer to ans in days per yr LOG ASSN.....	4	0.01
21 = Prefer to ans in days per wk (MTBSTWAY=1,11).....	7	0.01
22 = Prefer to ans in days per mo (MTBSTWAY=2,12).....	12	0.02
23 = Prefer to ans in days per yr (MTBSTWAY=3,13).....	11	0.02
81 = NEVER USED STIMULANTS Logically assigned.....	9	0.02
85 = BAD DATA Logically assigned.....	9	0.02
91 = NEVER USED STIMULANTS.....	51519	93.22
93 = DID NOT USE STIMULANTS IN THE PAST 12 MOS.....	2558	4.63
94 = DON'T KNOW.....	4	0.01
97 = REFUSED.....	3	0.01
98 = BLANK (NO ANSWER).....	163	0.29

On how many days in the past 12 months did you use any prescription stimulant that was not prescribed for you or that you took only for the experience or feeling it caused?

STDAYPYR

Len : 3 # DAYS USED STIMULANT "NM" PAST 12 MONTHS

	Freq	Pct
RANGE = 1 - 320.....	586	1.06
981 = NEVER USED STIMULANTS Logically assigned.....	9	0.02
985 = BAD DATA Logically assigned.....	5	0.01
989 = LEGITIMATE SKIP Logically assigned.....	8	0.01
991 = NEVER USED STIMULANTS.....	51519	93.22
993 = DID NOT USE STIMULANTS IN THE PAST 12 MOS.....	2558	4.63
994 = DON'T KNOW.....	5	0.01
997 = REFUSED.....	4	0.01
998 = BLANK (NO ANSWER).....	167	0.30
999 = LEGITIMATE SKIP.....	407	0.74

On average, how many days each month during the past 12 months did you use any prescription stimulant that was not prescribed for you or that you took only for the experience or feeling it caused?

STDAYPMO

Len : 2 # DAYS PER MO USED STIMULANT "NM" PAST 12 MONTHS

	Freq	Pct
RANGE = 1 - 31.....	256	0.46
81 = NEVER USED STIMULANTS Logically assigned.....	9	0.02
85 = BAD DATA Logically assigned.....	5	0.01
89 = LEGITIMATE SKIP Logically assigned.....	3	0.01
91 = NEVER USED STIMULANTS.....	51519	93.22
93 = DID NOT USE STIMULANTS IN THE PAST 12 MOS.....	2558	4.63
94 = DON'T KNOW.....	6	0.01
97 = REFUSED.....	4	0.01
98 = BLANK (NO ANSWER).....	167	0.30
99 = LEGITIMATE SKIP.....	741	1.34

STIMULANTS

On average, how many days each week during the past 12 months did you use any prescription stimulant that was not prescribed for you or that you took only for the experience or feeling it caused?

STDAYPWK Len : 2 # DAYS PER WEEK USED STIMULANT "NM" PAST 12 MONTHS

	Freq	Pct
RANGE = 1 - 7.....	157	0.28
81 = NEVER USED STIMULANTS Logically assigned	9	0.02
85 = BAD DATA Logically assigned	7	0.01
89 = LEGITIMATE SKIP Logically assigned.....	1	0.00
91 = NEVER USED STIMULANTS	51519	93.22
93 = DID NOT USE STIMULANTS IN THE PAST 12 MOS.....	2558	4.63
94 = DON'T KNOW.....	6	0.01
97 = REFUSED	5	0.01
98 = BLANK (NO ANSWER).....	165	0.30
99 = LEGITIMATE SKIP	841	1.52

Now think only about your use of Methamphetamine, Desoxyn, or Methedrine. How old were you the first time you used Methamphetamine, Desoxyn, or Methedrine?

METHAGE Len : 3 AGE WHEN 1ST USED METHAMPH, DESOXYN, METHEDRINE

	Freq	Pct
RANGE = 1 - 50.....	1400	2.53
981 = NEVER USED METHAMPHETAMINE Logically assigned	9	0.02
985 = BAD DATA Logically assigned	6	0.01
991 = NEVER USED METHAMPHETAMINE	53774	97.30
994 = DON'T KNOW.....	26	0.05
997 = REFUSED	16	0.03
998 = BLANK (NO ANSWER).....	37	0.07

Did you first use Methamphetamine, Desoxyn, or Methedrine that was not prescribed for you or that you took only for the experience or feeling it caused in [CURRENT YEAR - 1] or [CURRENT YEAR]?

Did you first use Methamphetamine, Desoxyn, or Methedrine that was not prescribed for you or that you took only for the experience or feeling it caused in [CURRENT YEAR - 2] OR [CURRENT YEAR - 1]?

In what month in [CURRENT YEAR] did you first use Methamphetamine, Desoxyn, or Methedrine that was not prescribed for you or that you took only for the experience or feeling it caused?

METHYFU Len : 4 YEAR OF FIRST METHAMPHETAMINE USE - RECODE

	Freq	Pct
RANGE = 2010 - 2012.....	103	0.19
9981 = NEVER USED METHAMPHETAMINE Logically assigned	9	0.02
9985 = BAD DATA Logically assigned	14	0.03
9989 = LEGITIMATE SKIP Logically assigned.....	4	0.01
9991 = NEVER USED METHAMPHETAMINE	53774	97.30
9994 = DON'T KNOW.....	26	0.05
9997 = REFUSED	16	0.03
9998 = BLANK (NO ANSWER).....	37	0.07
9999 = LEGITIMATE SKIP	1285	2.33

STIMULANTS

In what month in [CURRENT YEAR] did you first use Methamphetamine, Desoxyn, or Methedrine that was not prescribed for you or that you took only for the experience or feeling it caused?

In what month in [YEAR FROM ST15 or ST16] did you first use Methamphetamine, Desoxyn, or Methedrine that was not prescribed for you or that you took only for the experience or feeling it caused?

METHMFU Len : 2 MONTH OF FIRST METHAMPHETAMINE USE - RECODE

	Freq	Pct
1 = January.....	11	0.02
2 = February.....	6	0.01
3 = March.....	8	0.01
4 = April.....	10	0.02
5 = May.....	6	0.01
6 = June.....	12	0.02
7 = July.....	10	0.02
8 = August.....	10	0.02
9 = September.....	8	0.01
10 = October.....	6	0.01
11 = November.....	6	0.01
12 = December.....	5	0.01
81 = NEVER USED METHAMPHETAMINE Logically assigned.....	9	0.02
85 = BAD DATA Logically assigned.....	15	0.03
89 = LEGITIMATE SKIP Logically assigned.....	4	0.01
91 = NEVER USED METHAMPHETAMINE.....	53774	97.30
94 = DON'T KNOW.....	30	0.05
97 = REFUSED.....	16	0.03
98 = BLANK (NO ANSWER).....	37	0.07
99 = LEGITIMATE SKIP.....	1285	2.33

How long has it been since you last used Methamphetamine, Desoxyn, or Methedrine?

METHREC Len : 2 TIME SINCE LAST USED METHAMPHETAMINE

	Freq	Pct
1 = Within the past 30 days.....	79	0.14
2 = More than 30 days ago but within the past 12 mos.....	134	0.24
3 = More than 12 months ago.....	1202	2.17
8 = Used at some point in the past 12 mos LOG ASSN.....	6	0.01
9 = Used at some point in lifetime LOG ASSN.....	22	0.04
81 = NEVER USED METHAMPHETAMINE Logically assigned.....	9	0.02
91 = NEVER USED METHAMPHETAMINE.....	53774	97.30
97 = REFUSED.....	6	0.01
98 = BLANK (NO ANSWER).....	36	0.07

MTHYRTOT Len : 3 TOTAL # DAYS USED METHAMPHETAMINE PAST 12 MONTHS

	Freq	Pct
RANGE = 1 - 364.....	206	0.37
981 = NEVER USED METHAMPHETAMINE Logically assigned.....	9	0.02
985 = BAD DATA Logically assigned.....	1	0.00
991 = NEVER USED METHAMPHETAMINE.....	53774	97.30
993 = DID NOT USE METHAMPHETAMINE IN THE PAST 12 MOS.....	1202	2.17
994 = DON'T KNOW.....	4	0.01
997 = REFUSED.....	10	0.02
998 = BLANK (NO ANSWER).....	62	0.11

MTTOTFG Len : 2 TRIMMING INDICATOR FOR MTHYRTOT

	Freq	Pct
98 = BLANK (NO ANSWER).....	55268	100.0

MTFQFLG Len : 2 TRIMMED MTHYRTOT IF R USED < 12 MOS

	Freq	Pct
1 = Trimmed to be consistent with mo/yr of 1st use.....	24	0.04
98 = BLANK (NO ANSWER).....	55244	99.96

STIMULANTS

Now think about the past 12 months, from [FILL DATE] through today. We want to know how many days you've used Methamphetamine, Desoxyn, or Methedrine that was not prescribed for you or that you took only for the experience or feeling it caused during the past 12 months.

What would be the easiest way for you to tell us how many days you used Methamphetamine, Desoxyn, or Methedrine in either of these ways?

MTBSTWAY Len : 2 EASIEST WAY TO TELL US # DAYS USED METHAMPHETAMINE

	Freq	Pct
1 = Prefer to answer in days per week.....	49	0.09
2 = Prefer to answer in days per month.....	65	0.12
3 = Prefer to answer in days per year.....	93	0.17
13 = Prefer to ans in days per yr LOG ASSN.....	1	0.00
81 = NEVER USED METHAMPHETAMINE Logically assigned.....	9	0.02
85 = BAD DATA Logically assigned.....	1	0.00
91 = NEVER USED METHAMPHETAMINE.....	53774	97.30
93 = DID NOT USE METHAMPHETAMINE IN THE PAST 12 MOS.....	1202	2.17
94 = DON'T KNOW.....	3	0.01
97 = REFUSED.....	9	0.02
98 = BLANK (NO ANSWER).....	62	0.11

On how many days in the past 12 months did you use Methamphetamine, Desoxyn, or Methedrine that was not prescribed for you or that you took only for the experience or feeling it caused?

MTDAYPYR Len : 3 # DAYS USED METHAMPHETAMINE "NM" PAST 12 MONTHS

	Freq	Pct
RANGE = 1 - 320.....	92	0.17
981 = NEVER USED METHAMPHETAMINE Logically assigned.....	9	0.02
991 = NEVER USED METHAMPHETAMINE.....	53774	97.30
993 = DID NOT USE METHAMPHETAMINE IN THE PAST 12 MOS.....	1202	2.17
994 = DON'T KNOW.....	4	0.01
997 = REFUSED.....	10	0.02
998 = BLANK (NO ANSWER).....	63	0.11
999 = LEGITIMATE SKIP.....	114	0.21

On average, how many days each month during the past 12 months did you use Methamphetamine, Desoxyn, or Methedrine that was not prescribed for you or that you took only for the experience or feeling it caused?

MTDAYPMO Len : 2 # DAYS PER MO USED METHAMPHETAMINE "NM" PST 12 MOS

	Freq	Pct
RANGE = 1 - 28.....	65	0.12
81 = NEVER USED METHAMPHETAMINE Logically assigned.....	9	0.02
91 = NEVER USED METHAMPHETAMINE.....	53774	97.30
93 = DID NOT USE METHAMPHETAMINE IN THE PAST 12 MOS.....	1202	2.17
94 = DON'T KNOW.....	4	0.01
97 = REFUSED.....	10	0.02
98 = BLANK (NO ANSWER).....	63	0.11
99 = LEGITIMATE SKIP.....	141	0.26

On average, how many days each week during the past 12 months did you use Methamphetamine, Desoxyn, or Methedrine that was not prescribed for you or that you took only for the experience or feeling it caused?

MTDAYPWK Len : 2 # DAYS PER WK USED METHAMPHETAMINE "NM" PST 12 MOS

	Freq	Pct
RANGE = 1 - 7.....	49	0.09
81 = NEVER USED METHAMPHETAMINE Logically assigned.....	9	0.02
85 = BAD DATA Logically assigned.....	1	0.00
91 = NEVER USED METHAMPHETAMINE.....	53774	97.30
93 = DID NOT USE METHAMPHETAMINE IN THE PAST 12 MOS.....	1202	2.17
94 = DON'T KNOW.....	4	0.01
97 = REFUSED.....	10	0.02
98 = BLANK (NO ANSWER).....	62	0.11
99 = LEGITIMATE SKIP.....	157	0.28

SEDATIVES

SEDATIVES

These next questions ask about the use of sedatives or barbiturates. These drugs are also called "downers," or "sleeping pills." People take these drugs to help them relax or to help them sleep. We are not interested in the use of "over-the-counter" sedatives such as Sominex, Unisom, Nytol, or Benadryl that can be bought in drug stores or grocery stores without a doctor's prescription.

Card D shows pictures of some different kinds of prescription sedatives and lists the names of some others. These pictures show only pills, but we are interested in your use of any form of prescription sedatives that were not prescribed for you, or that you took only for the experience or feeling they caused. Please look at Card D carefully as you answer the next questions.

Have you ever, even once, used Methaqualone, Sopor, or Quaalude that was not prescribed for you or that you took only for the experience or feeling it caused?

METHAQ Len : 2 EVER USED METHAQUALONE, SOPOR, OR QUAALUDE

	Freq	Pct
1 = Yes	410	0.74
2 = No.....	569	1.03
3 = Yes LOGICALLY ASSIGNED	2	0.00
81 = NEVER USED SEDATIVES Logically assigned	27	0.05
91 = NEVER USED SEDATIVES.....	54200	98.07
94 = DON'T KNOW.....	47	0.09
97 = REFUSED	11	0.02
98 = BLANK (NO ANSWER).....	2	0.00

Have you ever, even once, used barbiturates such as Nembutal, Pentobarbital, Seconal, Secobarbital, or Butalbital that were not prescribed for you or that you took only for the experience or feeling they caused?

NEMBBARB Len : 2 EVER USED BARBITURATES SUCH AS NEMBUTAL, ETC

	Freq	Pct
1 = Yes	183	0.33
2 = No.....	807	1.46
81 = NEVER USED SEDATIVES Logically assigned	27	0.05
91 = NEVER USED SEDATIVES.....	54200	98.07
94 = DON'T KNOW.....	37	0.07
97 = REFUSED	12	0.02
98 = BLANK (NO ANSWER).....	2	0.00

Have you ever, even once, used Restoril or Temazepam that was not prescribed for you or that you took only for the experience or feeling it caused?

RESTTMAZ Len : 2 EVER USED RESTORIL OR TEMAZEPAM

	Freq	Pct
1 = Yes	206	0.37
2 = No.....	783	1.42
3 = Yes LOGICALLY ASSIGNED	1	0.00
81 = NEVER USED SEDATIVES Logically assigned	27	0.05
91 = NEVER USED SEDATIVES.....	54200	98.07
94 = DON'T KNOW.....	40	0.07
97 = REFUSED	8	0.01
98 = BLANK (NO ANSWER).....	3	0.01

Please look at the sedatives shown below the red line on Card D.

Have you ever, even once, used any of these sedatives when they were not prescribed for you or that you took only for the experience or feeling they caused?

SEDCARD Len : 2 EVER USED ANY SEDATIVES BELOW RED LINE ON CARD D

	Freq	Pct
1 = Yes	254	0.46
2 = No.....	727	1.32
3 = Yes LOGICALLY ASSIGNED	3	0.01
81 = NEVER USED SEDATIVES Logically assigned	27	0.05
91 = NEVER USED SEDATIVES.....	54200	98.07
94 = DON'T KNOW.....	44	0.08
97 = REFUSED	10	0.02
98 = BLANK (NO ANSWER).....	3	0.01

SEDATIVES

Which of the sedatives shown below the red line on Card D have you used when they were not prescribed for you or that you took only for the experience or feeling they caused?

AMYTAL Len : 2 EVER USED AMYTAL NONMEDICALLY

	Freq	Pct
1 = Response entered	26	0.05
3 = Response entered LOGICALLY ASSIGNED.....	1	0.00
6 = Response not entered.....	220	0.40
81 = NEVER USED SEDATIVES Logically assigned.....	27	0.05
91 = NEVER USED SEDATIVES.....	54200	98.07
94 = DON'T KNOW.....	5	0.01
97 = REFUSED	15	0.03
98 = BLANK (NO ANSWER).....	47	0.09
99 = LEGITIMATE SKIP	727	1.32

BUTISOL Len : 2 EVER USED BUTISOL NONMEDICALLY

	Freq	Pct
1 = Response entered	19	0.03
6 = Response not entered.....	228	0.41
81 = NEVER USED SEDATIVES Logically assigned.....	27	0.05
91 = NEVER USED SEDATIVES.....	54200	98.07
94 = DON'T KNOW.....	5	0.01
97 = REFUSED	15	0.03
98 = BLANK (NO ANSWER).....	47	0.09
99 = LEGITIMATE SKIP	727	1.32

CHHYD Len : 2 EVER USED CHLORAL HYDRATE NONMEDICALLY

	Freq	Pct
1 = Response entered	17	0.03
6 = Response not entered.....	230	0.42
81 = NEVER USED SEDATIVES Logically assigned.....	27	0.05
91 = NEVER USED SEDATIVES.....	54200	98.07
94 = DON'T KNOW.....	5	0.01
97 = REFUSED	15	0.03
98 = BLANK (NO ANSWER).....	47	0.09
99 = LEGITIMATE SKIP	727	1.32

DALMANE Len : 2 EVER USED DALMANE NONMEDICALLY

	Freq	Pct
1 = Response entered	29	0.05
3 = Response entered LOGICALLY ASSIGNED.....	1	0.00
6 = Response not entered.....	217	0.39
81 = NEVER USED SEDATIVES Logically assigned.....	27	0.05
91 = NEVER USED SEDATIVES.....	54200	98.07
94 = DON'T KNOW.....	5	0.01
97 = REFUSED	15	0.03
98 = BLANK (NO ANSWER).....	47	0.09
99 = LEGITIMATE SKIP	727	1.32

HALCION Len : 2 EVER USED HALCION NONMEDICALLY

	Freq	Pct
1 = Response entered	51	0.09
3 = Response entered LOGICALLY ASSIGNED.....	1	0.00
6 = Response not entered.....	195	0.35
81 = NEVER USED SEDATIVES Logically assigned.....	27	0.05
91 = NEVER USED SEDATIVES.....	54200	98.07
94 = DON'T KNOW.....	5	0.01
97 = REFUSED	15	0.03
98 = BLANK (NO ANSWER).....	47	0.09
99 = LEGITIMATE SKIP	727	1.32

SEDATIVES

PHENOBAR

Len : 2 EVER USED PHENOBARBITAL NONMEDICALLY

	Freq	Pct
1 = Response entered	96	0.17
3 = Response entered LOGICALLY ASSIGNED.....	1	0.00
6 = Response not entered.....	150	0.27
81 = NEVER USED SEDATIVES Logically assigned.....	27	0.05
91 = NEVER USED SEDATIVES.....	54200	98.07
94 = DON'T KNOW.....	5	0.01
97 = REFUSED	15	0.03
98 = BLANK (NO ANSWER).....	47	0.09
99 = LEGITIMATE SKIP	727	1.32

PLACIDYL

Len : 2 EVER USED PLACIDYL NONMEDICALLY

	Freq	Pct
1 = Response entered	46	0.08
6 = Response not entered.....	201	0.36
81 = NEVER USED SEDATIVES Logically assigned.....	27	0.05
91 = NEVER USED SEDATIVES.....	54200	98.07
94 = DON'T KNOW.....	5	0.01
97 = REFUSED	15	0.03
98 = BLANK (NO ANSWER).....	47	0.09
99 = LEGITIMATE SKIP	727	1.32

TUINAL

Len : 2 EVER USED TUINAL NONMEDICALLY

	Freq	Pct
1 = Response entered	64	0.12
6 = Response not entered.....	183	0.33
81 = NEVER USED SEDATIVES Logically assigned.....	27	0.05
91 = NEVER USED SEDATIVES.....	54200	98.07
94 = DON'T KNOW.....	5	0.01
97 = REFUSED	15	0.03
98 = BLANK (NO ANSWER).....	47	0.09
99 = LEGITIMATE SKIP	727	1.32

Have you ever, even once, used any other prescription sedative, besides the ones shown on Card D when it was not prescribed for you or that you took only for the experience or feeling it caused?

SEDNOLST

Len : 2 EVER USED ANY OTHER SEDATIVE NONMEDICALLY

	Freq	Pct
1 = Yes.....	237	0.43
2 = No.....	720	1.30
81 = NEVER USED SEDATIVES Logically assigned.....	27	0.05
91 = NEVER USED SEDATIVES.....	54200	98.07
94 = DON'T KNOW.....	69	0.12
97 = REFUSED	12	0.02
98 = BLANK (NO ANSWER).....	3	0.01

SEDATIVES

SEDNEWA

Len : 4 OTHER SEDATIVES - SPECIFY 1

	Freq	Pct
103 = Amytal	1	0.00
113 = Halcion, Triazolam	1	0.00
116 = Methaqualone, Sopor, Quaalude	2	0.00
120 = Downers; OTHER Sedative, NOT OTHERWISE SPECIFIED	2	0.00
121 = USED SEDATIVE, DON'T KNOW NAME	40	0.07
137 = 7-14	1	0.00
138 = Mandrax, Mandrix [see also 116]	1	0.00
145 = Red devil(s)	1	0.00
174 = Ambien, Stilnox, Zolpidem	78	0.14
178 = Quetiapine, Seroquel	15	0.03
189 = Sonata, Zaleplon	1	0.00
201 = Valium, Diazepam	3	0.01
206 = Tranxene, Clorazepate, Tranxilium	1	0.00
209 = Xanax, Alprazolam, Tafil, Xanax bars	5	0.01
225 = Desyrel, Trazodone hydrochloride	16	0.03
228 = Amitriptyline, Elavil	1	0.00
234 = Flexeril, Cyclobenzaprine	1	0.00
237 = Dormicum, Hypnovel, Midazolam, Versed	1	0.00
246 = Clonazepam, Diocam, Klonopin, Rivotril	3	0.01
278 = Benzodiazepines	2	0.00
282 = Clozapine, Clozaril	1	0.00
283 = Paroxetine, Paxil	1	0.00
289 = Olanzapine, Zyprexa	1	0.00
415 = Codeine	1	0.00
417 = Morphine, Roxanol	2	0.00
423 = Percocet	1	0.00
434 = Vicodin, Lortab, Lorcet, Anexsia, Co-Gesic	2	0.00
658 = Special K, Ketamine	2	0.00
803 = Marijuana, MarrJane, Mary Jane, MJ, pot, weed	1	0.00
1011 = Lunesta	4	0.01
1013 = Ambien CR	1	0.00
2001 = Sanoma, Soma, Carisoprodol	1	0.00
2002 = Muscle relaxers	1	0.00
3052 = Speed; otherwise unspecified	1	0.00
4046 = Oxycodone or unspecified oxycodone products	1	0.00
8002 = Zantac	1	0.00
8007 = Gabapentin, Neurontin	1	0.00
9981 = NEVER USED SEDATIVES Logically assigned	27	0.05
9985 = BAD DATA Logically assigned	2	0.00
9991 = NEVER USED SEDATIVES	54200	98.07
9997 = REFUSED	16	0.03
9998 = BLANK (NO ANSWER)	104	0.19
9999 = LEGITIMATE SKIP	720	1.30

SEDNEWB

Len : 4 OTHER SEDATIVES - SPECIFY 2

	Freq	Pct
111 = Dalmane, Flurazepam	1	0.00
113 = Halcion, Triazolam	1	0.00
115 = Phenobarbital	1	0.00
120 = Downers; OTHER Sedative, NOT OTHERWISE SPECIFIED	1	0.00
174 = Ambien, Stilnox, Zolpidem	5	0.01
178 = Quetiapine, Seroquel	2	0.00
189 = Sonata, Zaleplon	3	0.01
207 = Ativan, Lorazepam, Orfidal	1	0.00
225 = Desyrel, Trazodone hydrochloride	2	0.00
246 = Clonazepam, Diocam, Klonopin, Rivotril	1	0.00
423 = Percocet	1	0.00
658 = Special K, Ketamine	1	0.00
1011 = Lunesta	3	0.01
9981 = NEVER USED SEDATIVES Logically assigned	27	0.05
9985 = BAD DATA Logically assigned	2	0.00
9991 = NEVER USED SEDATIVES	54200	98.07
9997 = REFUSED	12	0.02
9998 = BLANK (NO ANSWER)	284	0.51
9999 = LEGITIMATE SKIP	720	1.30

SEDATIVES

SEDNEWC

Len : 4 OTHER SEDATIVES - SPECIFY 3

	Freq	Pct
112 = Restoril, Temazepam	1	0.00
174 = Ambien, Stilnox, Zolpidem	2	0.00
178 = Quetiapine, Seroquel	1	0.00
209 = Xanax, Alprazolam, Tafil, Xanax bars	1	0.00
9981 = NEVER USED SEDATIVES Logically assigned	27	0.05
9991 = NEVER USED SEDATIVES	54200	98.07
9997 = REFUSED	12	0.02
9998 = BLANK (NO ANSWER)	304	0.55
9999 = LEGITIMATE SKIP	720	1.30

SEDNEWD

Len : 4 OTHER SEDATIVES - SPECIFY 4

	Freq	Pct
116 = Methaqualone, Sopor, Quaalude	1	0.00
174 = Ambien, Stilnox, Zolpidem	2	0.00
225 = Desyrel, Trazodone hydrochloride	1	0.00
9981 = NEVER USED SEDATIVES Logically assigned	27	0.05
9991 = NEVER USED SEDATIVES	54200	98.07
9997 = REFUSED	12	0.02
9998 = BLANK (NO ANSWER)	305	0.55
9999 = LEGITIMATE SKIP	720	1.30

SEDNEWE

Len : 4 OTHER SEDATIVES - SPECIFY 5

	Freq	Pct
121 = USED SEDATIVE, DON'T KNOW NAME	1	0.00
174 = Ambien, Stilnox, Zolpidem	1	0.00
9981 = NEVER USED SEDATIVES Logically assigned	27	0.05
9991 = NEVER USED SEDATIVES	54200	98.07
9997 = REFUSED	12	0.02
9998 = BLANK (NO ANSWER)	307	0.56
9999 = LEGITIMATE SKIP	720	1.30

The answers that people give us about their use of prescription sedatives are important to this study's success. We know that this information is personal, but remember your answers will be kept confidential.

Please think again about answering this question: Have you ever, even once, used any type of prescription sedative that was not prescribed for you or that you took only for the experience or feeling it caused?

NOTE: This variable was coded as 1 if respondents answered yes to the above question and 91 if respondents answered the above question as no (see below). This variable also was coded as 1 if the questions corresponding to any of the following variables were answered as yes: METHAQ, NEMBBARB, RESTTMAZ, SEDCARD, or SEDNOLST. This variable also was coded as 81 or 91 if all of the above variables were coded as 81 or 91, respectively.

SEDEVER

Len : 2 EVER USED SEDATIVES NONMEDICALLY

	Freq	Pct
1 = Yes	917	1.66
81 = NEVER USED SEDATIVES Logically assigned	27	0.05
91 = NEVER USED SEDATIVES	54200	98.07
97 = REFUSED	4	0.01
98 = BLANK (NO ANSWER)	120	0.22

How old were you the first time you used any prescription sedative that was not prescribed for you or that you took only for the experience or feeling it caused?

SEDAGE

Len : 3 AGE WHEN FIRST USED SEDATIVES NONMEDICALLY

	Freq	Pct
RANGE = 3 - 66	862	1.56
981 = NEVER USED SEDATIVES Logically assigned	27	0.05
985 = BAD DATA Logically assigned	7	0.01
991 = NEVER USED SEDATIVES	54200	98.07
994 = DON'T KNOW	41	0.07
997 = REFUSED	11	0.02
998 = BLANK (NO ANSWER)	120	0.22

SEDATIVES

Did you first use any prescription sedative that was not prescribed for you or that you took only for the experience or feeling it caused in [CURRENT YEAR - 1] or [CURRENT YEAR]?

Did you first use any prescription sedative that was not prescribed for you or that you took only for the experience or feeling it caused in [CURRENT YEAR - 2] or [CURRENT YEAR - 1]?

In what month in [CURRENT YEAR] did you first use any prescription sedative that was not prescribed for you or that you took only for the experience or feeling it caused?

SEDYFU Len : 4 YEAR OF FIRST SEDATIVE USE - RECODE

	Freq	Pct
RANGE = 2010 - 2012.....	83	0.15
9981 = NEVER USED SEDATIVES Logically assigned.....	27	0.05
9985 = BAD DATA Logically assigned.....	19	0.03
9989 = LEGITIMATE SKIP Logically assigned.....	5	0.01
9991 = NEVER USED SEDATIVES.....	54200	98.07
9994 = DON'T KNOW.....	41	0.07
9997 = REFUSED.....	11	0.02
9998 = BLANK (NO ANSWER).....	121	0.22
9999 = LEGITIMATE SKIP.....	761	1.38

In what month in [CURRENT YEAR] did you first use any prescription sedative that was not prescribed for you or that you took only for the experience or feeling it caused?

In what month in [YEAR FROM SV07a or SV07b] did you first use any prescription sedative that was not prescribed for you or that you took only for the experience or feeling it caused?

SEDMFU Len : 2 MONTH OF FIRST SEDATIVE USE - RECODE

	Freq	Pct
1 = January.....	7	0.01
2 = February.....	6	0.01
3 = March.....	7	0.01
4 = April.....	5	0.01
5 = May.....	4	0.01
6 = June.....	14	0.03
7 = July.....	9	0.02
8 = August.....	5	0.01
9 = September.....	5	0.01
10 = October.....	6	0.01
11 = November.....	6	0.01
12 = December.....	5	0.01
81 = NEVER USED SEDATIVES Logically assigned.....	27	0.05
85 = BAD DATA Logically assigned.....	19	0.03
89 = LEGITIMATE SKIP Logically assigned.....	5	0.01
91 = NEVER USED SEDATIVES.....	54200	98.07
94 = DON'T KNOW.....	44	0.08
97 = REFUSED.....	12	0.02
98 = BLANK (NO ANSWER).....	121	0.22
99 = LEGITIMATE SKIP.....	761	1.38

NOTE: This variable incorporates values from 2 probe questions that were asked when the respondent answered DON'T KNOW or REFUSED to this question.

How long has it been since you last used any prescription sedative that was not prescribed for you or that you took only for the experience or feeling it caused?

SEDREC Len : 2 TIME SINCE LAST USED SEDATIVES NONMEDICALLY

	Freq	Pct
1 = Within the past 30 days.....	63	0.11
2 = More than 30 days ago but within the past 12 mos.....	95	0.17
3 = More than 12 months ago.....	731	1.32
8 = Used at some point in the past 12 mos LOG ASSN.....	1	0.00
9 = Used at some point in lifetime LOG ASSN.....	26	0.05
11 = Used in the past 30 days LOGICALLY ASSIGNED.....	1	0.00
81 = NEVER USED SEDATIVES Logically assigned.....	27	0.05
91 = NEVER USED SEDATIVES.....	54200	98.07
97 = REFUSED.....	4	0.01
98 = BLANK (NO ANSWER).....	120	0.22

SEDATIVES

SEDYRTOT	Len : 3 TOTAL # OF DAYS USED SEDATIVES PAST 12 MONTHS		
	RANGE = 1 - 364.....	Freq	Pct
	981 = NEVER USED SEDATIVES Logically assigned.....	154	0.28
	985 = BAD DATA Logically assigned.....	27	0.05
	991 = NEVER USED SEDATIVES.....	2	0.00
	993 = DID NOT USE SEDATIVES IN THE PAST 12 MOS.....	54200	98.07
	994 = DON'T KNOW.....	731	1.32
	997 = REFUSED.....	4	0.01
	998 = BLANK (NO ANSWER).....	4	0.01
		146	0.26

SVTOTFG	Len : 2 TRIMMING INDICATOR FOR SEDYRTOT		
	98 = BLANK (NO ANSWER).....	Freq	Pct
		55268	100.0

SVFQFLG	Len : 2 TRIMMED SEDYRTOT IF R USED < 12 MOS		
	1 = Trimmed to be consistent with mo/yr of 1st use.....	Freq	Pct
	98 = BLANK (NO ANSWER).....	19	0.03
		55249	99.97

Now think about the past 12 months, from [DATEFILL] through today. We want to know how many days you've used any prescription sedative that was not prescribed for you or that you took only for the experience or feeling it caused during the past 12 months.

What would be the easiest way for you to tell us how many days you used a prescription sedative in either of these ways?

SVBSTWAY	Len : 2 EASIEST WAY TO TELL US # DAYS USED SEDATIVE		
	1 = Prefer to answer in days per week.....	Freq	Pct
	2 = Prefer to answer in days per month.....	38	0.07
	3 = Prefer to answer in days per year.....	34	0.06
	12 = Prefer to ans in days per mo LOG ASSN.....	79	0.14
	13 = Prefer to ans in days per yr LOG ASSN.....	2	0.00
	81 = NEVER USED SEDATIVES Logically assigned.....	3	0.01
	85 = BAD DATA Logically assigned.....	27	0.05
	91 = NEVER USED SEDATIVES.....	2	0.00
	93 = DID NOT USE SEDATIVES IN THE PAST 12 MOS.....	54200	98.07
	94 = DON'T KNOW.....	731	1.32
	97 = REFUSED.....	2	0.00
	98 = BLANK (NO ANSWER).....	4	0.01
		146	0.26

On how many days in the past 12 months did you use any prescription sedative that was not prescribed for you or that you took only for the experience or feeling it caused?

SVDAYPYR	Len : 3 # DAYS USED SEDATIVE "NM" PAST 12 MONTHS		
	RANGE = 1 - 120.....	Freq	Pct
	981 = NEVER USED SEDATIVES Logically assigned.....	82	0.15
	985 = BAD DATA Logically assigned.....	27	0.05
	989 = LEGITIMATE SKIP Logically assigned.....	1	0.00
	991 = NEVER USED SEDATIVES.....	2	0.00
	993 = DID NOT USE SEDATIVES IN THE PAST 12 MOS.....	54200	98.07
	994 = DON'T KNOW.....	731	1.32
	997 = REFUSED.....	2	0.00
	998 = BLANK (NO ANSWER).....	4	0.01
	999 = LEGITIMATE SKIP.....	147	0.27
		72	0.13

SEDATIVES

On average, how many days each month during the past 12 months did you use any prescription sedative that was not prescribed for you or that you took only for the experience or feeling it caused?

SVDAYPMO Len : 2 # DAYS PER MONTH USED SEDATIVE "NM" PAST 12 MONTHS

	Freq	Pct
RANGE = 1 - 22.....	36	0.07
81 = NEVER USED SEDATIVES Logically assigned	27	0.05
85 = BAD DATA Logically assigned.....	1	0.00
91 = NEVER USED SEDATIVES.....	54200	98.07
93 = DID NOT USE SEDATIVES IN THE PAST 12 MOS	731	1.32
94 = DON'T KNOW.....	2	0.00
97 = REFUSED	4	0.01
98 = BLANK (NO ANSWER).....	147	0.27
99 = LEGITIMATE SKIP	120	0.22

On average, how many days each week during the past 12 months did you use any prescription sedative that was not prescribed for you or that you took only for the experience or feeling it caused?

SVDAYPWK Len : 2 # DAYS PER WEEK USED SEDATIVE "NM" PAST 12 MONTHS

	Freq	Pct
RANGE = 1 - 7.....	36	0.07
81 = NEVER USED SEDATIVES Logically assigned	27	0.05
91 = NEVER USED SEDATIVES.....	54200	98.07
93 = DID NOT USE SEDATIVES IN THE PAST 12 MOS	731	1.32
94 = DON'T KNOW.....	4	0.01
97 = REFUSED	4	0.01
98 = BLANK (NO ANSWER).....	148	0.27
99 = LEGITIMATE SKIP	118	0.21

RECENCY OF DRUG USE

IMPUTED SUBSTANCE USE

RECENCY OF DRUG USE

IRCIGRC	Len : 1 CIGARETTE RECENCY - IMPUTATION REVISED	Freq	Pct
	1 = Within the past 30 days.....	12549	22.71
	2 = More than 30 days ago but within the past 12 mos	3242	5.87
	3 = More than 12 months ago but within the past 3 yrs	2849	5.15
	4 = More than 3 years ago.....	9241	16.72
	9 = Never smoked cigarettes	27387	49.55

IICIGRC	Len : 1 CIGARETTE RECENCY - IMPUTATION INDICATOR	Freq	Pct
	1 = Questionnaire data	54918	99.37
	2 = Logically assigned data.....	3	0.01
	3 = Statistically imputed data	347	0.63

II2CIGRC	Len : 1 CIGARETTE RECENCY - DETAILED IMPUTATION INDICATOR	Freq	Pct
	1 = Questionnaire data	54918	99.37
	2 = Logically assigned data.....	3	0.01
	4 = Statistically imputed data - edited recency = 9	6	0.01
	5 = Statistically imputed data - edited recency = 8	5	0.01
	6 = Statistically imputed data - edited recency = 19	62	0.11
	7 = Statistically imputed data - edited recency = 14	162	0.29
	8 = Statistically imputed data - edited recency = 29	110	0.20
	9 = Statistically imputed data - edited recency = 39	2	0.00

IRCGRRC	Len : 1 CIGAR RECENCY - IMPUTATION REVISED	Freq	Pct
	1 = Within the past 30 days.....	3538	6.40
	2 = More than 30 days ago but within the past 12 mos	3659	6.62
	3 = More than 12 months ago but within the past 3 yrs	3287	5.95
	4 = More than 3 years ago.....	5892	10.66
	9 = Never smoked cigars	38892	70.37

IICGRRC	Len : 1 CIGAR RECENCY - IMPUTATION INDICATOR	Freq	Pct
	1 = Questionnaire data	54977	99.47
	2 = Logically assigned data.....	2	0.00
	3 = Statistically imputed data	289	0.52

II2CGRRC	Len : 1 CIGAR RECENCY - DETAILED IMPUTATION INDICATOR	Freq	Pct
	1 = Questionnaire data	54977	99.47
	2 = Logically assigned data.....	2	0.00
	3 = Statistically imputed data - lifetime use imputed.....	12	0.02
	4 = Statistically imputed data - edited recency = 9	4	0.01
	5 = Statistically imputed data - edited recency = 8	5	0.01
	6 = Statistically imputed data - edited recency = 19	66	0.12
	7 = Statistically imputed data - edited recency = 14	87	0.16
	8 = Statistically imputed data - edited recency = 29	113	0.20
	9 = Statistically imputed data - edited recency = 39	2	0.00

IRPIPLF	Len : 1 LIFETIME PIPE USE - IMPUTATION REVISED	Freq	Pct
	1 = Ever used pipes.....	4795	8.68
	9 = Never smoked pipes	50473	91.32

IIPIPLF	Len : 1 LIFETIME PIPE USE - IMPUTATION INDICATOR	Freq	Pct
	1 = Questionnaire data	55259	99.98
	3 = Statistically imputed data	9	0.02

RECENCY OF DRUG USE

IRPIPMN	Len : 1 PAST MONTH PIPE USE - IMPUTATION REVISED		
		Freq	Pct
	1 = Within the past 30 days.....	626	1.13
	2 = More than 30 days ago but within lifetime	4169	7.54
	9 = Never smoked pipes	50473	91.32
IIPIPMN	Len : 1 PAST MONTH PIPE USE - IMPUTATION INDICATOR		
		Freq	Pct
	1 = Questionnaire data	4793	8.67
	3 = Statistically imputed data	10	0.02
	9 = LEGITIMATE SKIP - NOT A LIFETIME USER.....	50465	91.31
IRSLTRC	Len : 1 SMOKELESS TOBACCO RECENCY - IMPUTATION REVISED		
		Freq	Pct
	1 = Within the past 30 days.....	2295	4.15
	2 = More than 30 days ago but within the past 12 mos	1233	2.23
	3 = More than 12 months ago but within the past 3 yrs	1586	2.87
	4 = More than 3 years ago	4110	7.44
	9 = Never used smokeless tobacco	46044	83.31
IISLTRC	Len : 1 SMOKELESS TOBACCO RECENCY - IMPUTATION INDICATOR		
		Freq	Pct
	1 = Questionnaire data	55014	99.54
	3 = Statistically imputed data	254	0.46
II2SLTRC	Len : 1 SMOKELESS TOBACCO RECENCY - DETAILED IMP INDICATOR		
		Freq	Pct
	1 = Questionnaire data	55014	99.54
	3 = Statistically imputed data - lifetime use imputed.....	18	0.03
	4 = Statistically imputed data - edited recency = 9	5	0.01
	5 = Statistically imputed data - edited recency = 8	12	0.02
	6 = Statistically imputed data - edited recency = 19	42	0.08
	7 = Statistically imputed data - edited recency = 14	98	0.18
	8 = Statistically imputed data - edited recency = 29	79	0.14
IRCHWRC	Len : 1 CHEWING TOBACCO RECENCY - IMPUTATION REVISED		
		Freq	Pct
	1 = Within the past 30 days.....	895	1.62
	2 = More than 30 days ago but within the past 12 mos	786	1.42
	3 = More than 12 months ago but within the past 3 yrs	1076	1.95
	4 = More than 3 years ago	3242	5.87
	9 = Never used chewing tobacco	49269	89.15
IICHWRC	Len : 1 CHEWING TOBACCO RECENCY - IMPUTATION INDICATOR		
		Freq	Pct
	1 = Questionnaire data	55143	99.77
	3 = Statistically imputed data	125	0.23
II2CHWRC	Len : 1 CHEWING TOBACCO RECENCY - DETAILED IMP INDICATOR		
		Freq	Pct
	1 = Questionnaire data	55143	99.77
	3 = Statistically imputed data - lifetime use imputed.....	6	0.01
	4 = Statistically imputed data - edited recency = 9	1	0.00
	5 = Statistically imputed data - edited recency = 8	6	0.01
	6 = Statistically imputed data - edited recency = 19	20	0.04
	7 = Statistically imputed data - edited recency = 14	58	0.10
	8 = Statistically imputed data - edited recency = 29	34	0.06
IRSNFRC	Len : 1 SNUFF RECENCY - IMPUTATION REVISED		
		Freq	Pct
	1 = Within the past 30 days.....	1983	3.59
	2 = More than 30 days ago but within the past 12 mos	1047	1.89
	3 = More than 12 months ago but within the past 3 yrs	1383	2.50
	4 = More than 3 years ago	3172	5.74
	9 = Never used snuff.....	47683	86.28

RECENCY OF DRUG USE

IISNFRC	Len : 1 SNUFF RECENCY - IMPUTATION INDICATOR		
	1 = Questionnaire data	Freq	Pct
	3 = Statistically imputed data	55072	99.65
		196	0.35
IISNFRC	Len : 1 SNUFF RECENCY - DETAILED IMPUTATION INDICATOR		
	1 = Questionnaire data	Freq	Pct
	3 = Statistically imputed data - lifetime use imputed	55072	99.65
	4 = Statistically imputed data - edited recency = 9	17	0.03
	5 = Statistically imputed data - edited recency = 8	4	0.01
	6 = Statistically imputed data - edited recency = 19	6	0.01
	7 = Statistically imputed data - edited recency = 14	36	0.07
	8 = Statistically imputed data - edited recency = 29	78	0.14
		55	0.10
IRALCRC	Len : 1 ALCOHOL RECENCY - IMPUTATION REVISED		
	1 = Within the past 30 days	Freq	Pct
	2 = More than 30 days ago but within the past 12 mos	24489	44.31
	3 = More than 12 months ago	8537	15.45
	9 = Never used alcohol	5742	10.39
		16500	29.85
IIALCRC	Len : 1 ALCOHOL RECENCY - IMPUTATION INDICATOR		
	1 = Questionnaire data	Freq	Pct
	2 = Logically assigned data	54574	98.74
	3 = Statistically imputed data	9	0.02
		685	1.24
IIALCRC	Len : 1 ALCOHOL RECENCY - DETAILED IMPUTATION INDICATOR		
	1 = Questionnaire data	Freq	Pct
	2 = Logically assigned data	54574	98.74
	3 = Statistically imputed data - lifetime use imputed	9	0.02
	4 = Statistically imputed data - edited recency = 9	19	0.03
	5 = Statistically imputed data - edited recency = 8	336	0.61
		330	0.60
IRMJRC	Len : 1 MARIJUANA RECENCY - IMPUTATION REVISED		
	1 = Within the past 30 days	Freq	Pct
	2 = More than 30 days ago but within the past 12 mos	6073	10.99
	3 = More than 12 months ago	4313	7.80
	9 = Never used marijuana	11863	21.46
		33019	59.74
IIMJRC	Len : 1 MARIJUANA RECENCY - IMPUTATION INDICATOR		
	1 = Questionnaire data	Freq	Pct
	2 = Logically assigned data	54882	99.30
	3 = Statistically imputed data	4	0.01
		382	0.69
IIMJRC	Len : 1 MARIJUANA RECENCY - DETAILED IMPUTATION INDICATOR		
	1 = Questionnaire data	Freq	Pct
	2 = Logically assigned data	54882	99.30
	3 = Statistically imputed data - lifetime use imputed	4	0.01
	4 = Statistically imputed data - edited recency = 9	39	0.07
	5 = Statistically imputed data - edited recency = 8	163	0.29
		180	0.33
IRCOCRC	Len : 1 COCAINE RECENCY - IMPUTATION REVISED		
	1 = Within the past 30 days	Freq	Pct
	2 = More than 30 days ago but within the past 12 mos	363	0.66
	3 = More than 12 months ago	895	1.62
	9 = Never used cocaine	4751	8.60
		49259	89.13

RECENCY OF DRUG USE

IICOCRC	Len : 1 COCAINE RECENCY - IMPUTATION INDICATOR		
		Freq	Pct
	1 = Questionnaire data	55143	99.77
	2 = Logically assigned data.....	29	0.05
	3 = Statistically imputed data	96	0.17
I12COCRC	Len : 1 COCAINE RECENCY - DETAILED IMPUTATION INDICATOR		
		Freq	Pct
	1 = Questionnaire data	55143	99.77
	2 = Logically assigned data.....	29	0.05
	3 = Statistically imputed data - lifetime use imputed.....	18	0.03
	4 = Statistically imputed data - edited recency = 9	60	0.11
	5 = Statistically imputed data - edited recency = 8	18	0.03
IRCRKRC	Len : 1 CRACK RECENCY - IMPUTATION REVISED		
		Freq	Pct
	1 = Within the past 30 days.....	60	0.11
	2 = More than 30 days ago but within the past 12 mos	123	0.22
	3 = More than 12 months ago	1238	2.24
	9 = Never used crack.....	53847	97.43
IICRKRC	Len : 1 CRACK RECENCY - IMPUTATION INDICATOR		
		Freq	Pct
	1 = Questionnaire data	55230	99.93
	3 = Statistically imputed data	38	0.07
I12CRKRC	Len : 1 CRACK RECENCY - DETAILED IMPUTATION INDICATOR		
		Freq	Pct
	1 = Questionnaire data	55230	99.93
	3 = Statistically imputed data - lifetime use imputed.....	22	0.04
	4 = Statistically imputed data - edited recency = 9	10	0.02
	5 = Statistically imputed data - edited recency = 8	6	0.01
IRHERRC	Len : 1 HEROIN RECENCY - IMPUTATION REVISED		
		Freq	Pct
	1 = Within the past 30 days.....	90	0.16
	2 = More than 30 days ago but within the past 12 mos	123	0.22
	3 = More than 12 months ago	612	1.11
	9 = Never used heroin	54443	98.51
I1HERRC	Len : 1 HEROIN RECENCY - IMPUTATION INDICATOR		
		Freq	Pct
	1 = Questionnaire data	55200	99.88
	2 = Logically assigned data.....	1	0.00
	3 = Statistically imputed data	67	0.12
I12HERRC	Len : 1 HEROIN RECENCY - DETAILED IMPUTATION INDICATOR		
		Freq	Pct
	1 = Questionnaire data	55200	99.88
	2 = Logically assigned data.....	1	0.00
	3 = Statistically imputed data - lifetime use imputed.....	41	0.07
	4 = Statistically imputed data - edited recency = 9	13	0.02
	5 = Statistically imputed data - edited recency = 8	13	0.02
IRHALRC	Len : 1 HALLUCINOGEN RECENCY - IMPUTATION REVISED		
		Freq	Pct
	1 = Within the past 30 days.....	484	0.88
	2 = More than 30 days ago but within the past 12 mos	1317	2.38
	3 = More than 12 months ago	5478	9.91
	9 = Never used hallucinogens.....	47989	86.83

RECENCY OF DRUG USE

IIHALRC	Len : 1 HALLUCINOGEN RECENCY - IMPUTATION INDICATOR		
		Freq	Pct
	1 = Questionnaire data	54844	99.23
	2 = Logically assigned data.....	45	0.08
	3 = Statistically imputed data	379	0.69
II2HALRC	Len : 1 HALLUCINOGEN RECENCY - DETAILED IMPUTATION INDICATOR		
		Freq	Pct
	1 = Questionnaire data	54844	99.23
	2 = Logically assigned data.....	45	0.08
	3 = Statistically imputed data - lifetime use imputed.....	177	0.32
	4 = Statistically imputed data - edited recency = 9	152	0.28
	5 = Statistically imputed data - edited recency = 8	50	0.09
IRLSDRC	Len : 1 LSD RECENCY - IMPUTATION REVISED		
		Freq	Pct
	1 = Within the past 30 days.....	100	0.18
	2 = More than 30 days ago but within the past 12 mos	398	0.72
	3 = More than 12 months ago	3154	5.71
	9 = Never used LSD	51616	93.39
IILSDRC	Len : 1 LSD RECENCY - IMPUTATION INDICATOR		
		Freq	Pct
	1 = Questionnaire data	55154	99.79
	3 = Statistically imputed data	114	0.21
II2LSDRC	Len : 1 LSD RECENCY - DETAILED IMPUTATION INDICATOR		
		Freq	Pct
	1 = Questionnaire data	55154	99.79
	3 = Statistically imputed data - lifetime use imputed.....	44	0.08
	4 = Statistically imputed data - edited recency = 9	52	0.09
	5 = Statistically imputed data - edited recency = 8	18	0.03
IRPCPRC	Len : 1 PCP RECENCY - IMPUTATION REVISED		
		Freq	Pct
	1 = Within the past 30 days.....	16	0.03
	2 = More than 30 days ago but within the past 12 mos	57	0.10
	3 = More than 12 months ago	773	1.40
	9 = Never used PCP	54422	98.47
IIPCPRC	Len : 1 PCP RECENCY - IMPUTATION INDICATOR		
		Freq	Pct
	1 = Questionnaire data	55188	99.86
	3 = Statistically imputed data	80	0.14
II2PCPRC	Len : 1 PCP RECENCY - DETAILED IMPUTATION INDICATOR		
		Freq	Pct
	1 = Questionnaire data	55188	99.86
	3 = Statistically imputed data - lifetime use imputed.....	52	0.09
	4 = Statistically imputed data - edited recency = 9	27	0.05
	5 = Statistically imputed data - edited recency = 8	1	0.00
IRECSRC	Len : 1 ECSTASY RECENCY - IMPUTATION REVISED		
		Freq	Pct
	1 = Within the past 30 days.....	252	0.46
	2 = More than 30 days ago but within the past 12 mos	812	1.47
	3 = More than 12 months ago	2980	5.39
	9 = Never used ecstasy	51224	92.68
II ECSRC	Len : 1 ECSTASY RECENCY - IMPUTATION INDICATOR		
		Freq	Pct
	1 = Questionnaire data	55101	99.70
	3 = Statistically imputed data	167	0.30

RECENCY OF DRUG USE

IIECSRC	Len : 1 ECSTASY RECENCY - DETAILED IMPUTATION INDICATOR		
		Freq	Pct
	1 = Questionnaire data	55101	99.70
	3 = Statistically imputed data - lifetime use imputed	65	0.12
	4 = Statistically imputed data - edited recency = 9	86	0.16
	5 = Statistically imputed data - edited recency = 8	16	0.03
IRINHRC	Len : 1 INHALANT RECENCY - IMPUTATION REVISED		
		Freq	Pct
	1 = Within the past 30 days.....	203	0.37
	2 = More than 30 days ago but within the past 12 mos	569	1.03
	3 = More than 12 months ago	3847	6.96
	9 = Never used inhalants	50649	91.64
IIINHRC	Len : 1 INHALANT RECENCY - IMPUTATION INDICATOR		
		Freq	Pct
	1 = Questionnaire data	54992	99.50
	2 = Logically assigned data.....	4	0.01
	3 = Statistically imputed data	272	0.49
II2INHRC	Len : 1 INHALANT RECENCY - DETAILED IMPUTATION INDICATOR		
		Freq	Pct
	1 = Questionnaire data	54992	99.50
	2 = Logically assigned data.....	4	0.01
	3 = Statistically imputed data - lifetime use imputed.....	94	0.17
	4 = Statistically imputed data - edited recency = 9	157	0.28
	5 = Statistically imputed data - edited recency = 8	21	0.04
IRANLRC	Len : 1 PAIN RELIEVER RECENCY - IMPUTATION REVISED		
		Freq	Pct
	1 = Within the past 30 days.....	1446	2.62
	2 = More than 30 days ago but within the past 12 mos	2227	4.03
	3 = More than 12 months ago	5011	9.07
	9 = Never used pain relievers	46584	84.29
IIANLRC	Len : 1 PAIN RELIEVER RECENCY - IMPUTATION INDICATOR		
		Freq	Pct
	1 = Questionnaire data	54669	98.92
	2 = Logically assigned data.....	81	0.15
	3 = Statistically imputed data	518	0.94
II2ANLRC	Len : 1 PAIN RELIEVER RECENCY - DETAILED IMP INDICATOR		
		Freq	Pct
	1 = Questionnaire data	54669	98.92
	2 = Logically assigned data.....	81	0.15
	3 = Statistically imputed data - lifetime use imputed.....	196	0.35
	4 = Statistically imputed data - edited recency = 9	274	0.50
	5 = Statistically imputed data - edited recency = 8	48	0.09
IROXYRC	Len : 1 OXYCONTIN RECENCY - IMPUTATION REVISED		
		Freq	Pct
	1 = Within the past 30 days.....	145	0.26
	2 = More than 30 days ago but within the past 12 mos	393	0.71
	3 = More than 12 months ago	1426	2.58
	9 = Never used OxyContin.....	53304	96.45
IIOXYRC	Len : 1 OXYCONTIN RECENCY - IMPUTATION INDICATOR		
		Freq	Pct
	1 = Questionnaire data	54978	99.48
	2 = Logically assigned data.....	74	0.13
	3 = Statistically imputed data	216	0.39

RECENCY OF DRUG USE

I2OXYRC	Len : 1 OXYCONTIN RECENCY - DETAILED IMP INDICATOR		
		Freq	Pct
	1 = Questionnaire data	54978	99.48
	2 = Logically assigned data.....	74	0.13
	3 = Statistically imputed data - lifetime use imputed.....	145	0.26
	4 = Statistically imputed data - edited recency = 9	55	0.10
	5 = Statistically imputed data - edited recency = 8	16	0.03
IRTRNRC	Len : 1 TRANQUILIZER RECENCY - IMPUTATION REVISED		
		Freq	Pct
	1 = Within the past 30 days.....	526	0.95
	2 = More than 30 days ago but within the past 12 mos	1069	1.93
	3 = More than 12 months ago	3170	5.74
	9 = Never used tranquilizers	50503	91.38
IITRNRC	Len : 1 TRANQUILIZER RECENCY - IMPUTATION INDICATOR		
		Freq	Pct
	1 = Questionnaire data	55060	99.62
	2 = Logically assigned data.....	3	0.01
	3 = Statistically imputed data	205	0.37
I2TRNRC	Len : 1 TRANQUILIZER RECENCY - DETAILED IMPUTATION INDICATOR		
		Freq	Pct
	1 = Questionnaire data	55060	99.62
	2 = Logically assigned data.....	3	0.01
	3 = Statistically imputed data - lifetime use imputed.....	104	0.19
	4 = Statistically imputed data - edited recency = 9	91	0.16
	5 = Statistically imputed data - edited recency = 8	10	0.02
IRSTMRC	Len : 1 STIMULANT RECENCY - IMPUTATION REVISED		
		Freq	Pct
	1 = Within the past 30 days.....	355	0.64
	2 = More than 30 days ago but within the past 12 mos	688	1.24
	3 = More than 12 months ago	2600	4.70
	9 = Never used stimulants	51625	93.41
IISTMRC	Len : 1 STIMULANT RECENCY - IMPUTATION INDICATOR		
		Freq	Pct
	1 = Questionnaire data	55075	99.65
	2 = Logically assigned data.....	18	0.03
	3 = Statistically imputed data	175	0.32
I2STMRC	Len : 1 STIMULANT RECENCY - DETAILED IMPUTATION INDICATOR		
		Freq	Pct
	1 = Questionnaire data	55075	99.65
	2 = Logically assigned data.....	18	0.03
	3 = Statistically imputed data - lifetime use imputed.....	104	0.19
	4 = Statistically imputed data - edited recency = 9	62	0.11
	5 = Statistically imputed data - edited recency = 8	9	0.02
IRMTHRC	Len : 1 METHAMPHETAMINE RECENCY - IMPUTATION REVISED		
		Freq	Pct
	1 = Within the past 30 days.....	84	0.15
	2 = More than 30 days ago but within the past 12 mos	139	0.25
	3 = More than 12 months ago	1222	2.21
	9 = NEVER USED METHAMPHETAMINE.....	53823	97.39
IIMTHRC	Len : 1 METHAMPHETAMINE RECENCY - IMPUTATION INDICATOR		
		Freq	Pct
	1 = Questionnaire data	55189	99.86
	2 = Logically assigned data.....	9	0.02
	3 = Statistically imputed data	70	0.13

RECENCY OF DRUG USE

II2MTHRC	Len : 1 METHAMPHETAMINE RECENCY - DETAILED IMP INDICATOR	Freq	Pct
	1 = Questionnaire data	55189	99.86
	2 = Logically assigned data.....	9	0.02
	3 = Statistically imputed data - lifetime use imputed.....	42	0.08
	4 = Statistically imputed data - edited recency = 9	22	0.04
	5 = Statistically imputed data - edited recency = 8	6	0.01
IRSEDRC	Len : 1 SEDATIVE RECENCY - IMPUTATION REVISED	Freq	Pct
	1 = Within the past 30 days.....	66	0.12
	2 = More than 30 days ago but within the past 12 mos	102	0.18
	3 = More than 12 months ago	749	1.36
	9 = Never used sedatives	54351	98.34
IISEDRC	Len : 1 SEDATIVE RECENCY - IMPUTATION INDICATOR	Freq	Pct
	1 = Questionnaire data	55089	99.68
	2 = Logically assigned data.....	28	0.05
	3 = Statistically imputed data	151	0.27
II2SEDRC	Len : 1 SEDATIVE RECENCY - DETAILED IMPUTATION INDICATOR	Freq	Pct
	1 = Questionnaire data	55089	99.68
	2 = Logically assigned data.....	28	0.05
	3 = Statistically imputed data - lifetime use imputed.....	124	0.22
	4 = Statistically imputed data - edited recency = 9	26	0.05
	5 = Statistically imputed data - edited recency = 8	1	0.00

PAST YEAR FREQUENCY OF USE

PAST YEAR FREQUENCY OF USE

NOTE: The term "Past Year Frequency" is interchangeable with the term "12-Month Frequency".

IRALCFY	Len : 3 ALCOHOL FREQUENCY PAST YEAR - IMPUTATION REVISED		
		Freq	Pct
	RANGE = 1 - 365.....	33026	59.76
	991 = NEVER USED ALCOHOL.....	16500	29.85
	993 = DID NOT USE ALCOHOL PAST YEAR	5742	10.39
IIALCFY	Len : 1 ALCOHOL FREQUENCY PAST YEAR - IMPUTATION INDICATOR		
		Freq	Pct
	1 = Questionnaire data	31192	56.44
	2 = Logically assigned data.....	1174	2.12
	3 = Statistically imputed data	758	1.37
	9 = LEGITIMATE SKIP - NOT A LIFETIME/PAST YEAR USER	22144	40.07
II2ALCFY	Len : 1 ALCOHOL FREQ PAST YEAR - DETAILED IMP INDICATOR		
		Freq	Pct
	1 = Questionnaire data	31192	56.44
	2 = Logically assigned data.....	1174	2.12
	3 = Statistically imputed data - lifetime use imputed.....	19	0.03
	4 = Statistically imputed data - lifetime use known	739	1.34
	9 = LEGITIMATE SKIP - NOT A LIFETIME/PAST YEAR USER	22144	40.07
IRMJFY	Len : 3 MARIJUANA FREQUENCY PAST YEAR - IMPUTATION REVISED		
		Freq	Pct
	RANGE = 1 - 365.....	10386	18.79
	991 = NEVER USED MARIJUANA	33019	59.74
	993 = DID NOT USE MARIJUANA PAST YEAR.....	11863	21.46
IIMJFY	Len : 1 MARIJUANA FREQUENCY PAST YEAR - IMP INDICATOR		
		Freq	Pct
	1 = Questionnaire data	9267	16.77
	2 = Logically assigned data.....	774	1.40
	3 = Statistically imputed data	445	0.81
	9 = LEGITIMATE SKIP - NOT A LIFETIME/PAST YEAR USER	44782	81.03
II2MJFY	Len : 1 MARIJUANA FREQ PAST YEAR - DETAILED IMP INDICATOR		
		Freq	Pct
	1 = Questionnaire data	9267	16.77
	2 = Logically assigned data.....	774	1.40
	3 = Statistically imputed data - lifetime use imputed.....	39	0.07
	4 = Statistically imputed data - lifetime use known	406	0.73
	9 = LEGITIMATE SKIP - NOT A LIFETIME/PAST YEAR USER	44782	81.03
IRCOCFY	Len : 3 COCAINE FREQUENCY PAST YEAR - IMPUTATION REVISED		
		Freq	Pct
	RANGE = 1 - 365.....	1258	2.28
	991 = NEVER USED COCAINE	49259	89.13
	993 = DID NOT USE COCAINE PAST YEAR.....	4751	8.60
IICOCFY	Len : 1 COCAINE FREQUENCY PAST YEAR - IMPUTATION INDICATOR		
		Freq	Pct
	1 = Questionnaire data	1090	1.97
	2 = Logically assigned data.....	105	0.19
	3 = Statistically imputed data	118	0.21
	9 = LEGITIMATE SKIP - NOT A LIFETIME/PAST YEAR USER	53955	97.62

PAST YEAR FREQUENCY OF USE

II2COCFY	Len : 1 COCAINE FREQ PAST YEAR - DETAILED IMP INDICATOR		
	1 = Questionnaire data	Freq	Pct
	2 = Logically assigned data.....	1090	1.97
	3 = Statistically imputed data - lifetime use imputed.....	105	0.19
	4 = Statistically imputed data - lifetime use known	18	0.03
	9 = LEGITIMATE SKIP - NOT A LIFETIME/PAST YEAR USER	100	0.18
		53955	97.62
IRCRKFY	Len : 3 CRACK FREQUENCY PAST YEAR - IMPUTATION REVISED		
	RANGE = 1 - 364.....	Freq	Pct
	991 = NEVER USED CRACK.....	183	0.33
	993 = DID NOT USE CRACK PAST YEAR.....	53847	97.43
		1238	2.24
II2CRKFY	Len : 1 CRACK FREQ PAST YEAR - DETAILED IMP INDICATOR		
	1 = Questionnaire data	Freq	Pct
	2 = Logically assigned data.....	161	0.29
	3 = Statistically imputed data	12	0.02
	4 = Statistically imputed data - lifetime use known	39	0.07
	9 = LEGITIMATE SKIP - NOT A LIFETIME/PAST YEAR USER	55056	99.62
II2CRKFY	Len : 1 CRACK FREQ PAST YEAR - DETAILED IMP INDICATOR		
	1 = Questionnaire data	Freq	Pct
	2 = Logically assigned data.....	161	0.29
	3 = Statistically imputed data - lifetime use imputed.....	12	0.02
	4 = Statistically imputed data - lifetime use known	22	0.04
	9 = LEGITIMATE SKIP - NOT A LIFETIME/PAST YEAR USER	17	0.03
		55056	99.62
IRHERFY	Len : 3 HEROIN FREQUENCY PAST YEAR - IMPUTATION REVISED		
	RANGE = 1 - 364.....	Freq	Pct
	991 = NEVER USED HEROIN.....	213	0.39
	993 = DID NOT USE HEROIN PAST YEAR	54443	98.51
		612	1.11
IIHERFY	Len : 1 HEROIN FREQUENCY PAST YEAR - IMPUTATION INDICATOR		
	1 = Questionnaire data	Freq	Pct
	2 = Logically assigned data.....	164	0.30
	3 = Statistically imputed data	33	0.06
	9 = LEGITIMATE SKIP - NOT A LIFETIME/PAST YEAR USER	66	0.12
		55005	99.52
II2HERFY	Len : 1 HEROIN FREQ PAST YEAR - DETAILED IMP INDICATOR		
	1 = Questionnaire data	Freq	Pct
	2 = Logically assigned data.....	164	0.30
	3 = Statistically imputed data - lifetime use imputed.....	33	0.06
	4 = Statistically imputed data - lifetime use known	41	0.07
	9 = LEGITIMATE SKIP - NOT A LIFETIME/PAST YEAR USER	25	0.05
		55005	99.52
IRHALFY	Len : 3 HALL FREQUENCY PAST YEAR - IMPUTATION REVISED		
	RANGE = 1 - 358.....	Freq	Pct
	991 = NEVER USED HALLUCINOGENS	1801	3.26
	993 = DID NOT USE HALLUCINOGENS PAST YEAR.....	47989	86.83
		5478	9.91
IIHALFY	Len : 1 HALL FREQUENCY PAST YEAR - IMPUTATION INDICATOR		
	1 = Questionnaire data	Freq	Pct
	2 = Logically assigned data.....	1599	2.89
	3 = Statistically imputed data	110	0.20
	9 = LEGITIMATE SKIP - NOT A LIFETIME/PAST YEAR USER	363	0.66
		53196	96.25

PAST YEAR FREQUENCY OF USE

II2HALFY	Len : 1 HALL FREQ PAST YEAR - DETAILED IMP INDICATOR		
	1 = Questionnaire data	Freq	Pct
	2 = Logically assigned data.....	1599	2.89
	3 = Statistically imputed data - lifetime use imputed.....	110	0.20
	4 = Statistically imputed data - lifetime use known	177	0.32
	9 = LEGITIMATE SKIP - NOT A LIFETIME/PAST YEAR USER	186	0.34
		53196	96.25
IRINHFY	Len : 3 INHALANT FREQUENCY PAST YEAR - IMPUTATION REVISED		
	RANGE = 1 - 364.....	Freq	Pct
	991 = NEVER USED INHALANTS.....	772	1.40
	993 = DID NOT USE INHALANTS PAST YEAR	50649	91.64
		3847	6.96
IIINHFY	Len : 1 INHALANT FREQUENCY PAST YEAR - IMP INDICATOR		
	1 = Questionnaire data	Freq	Pct
	2 = Logically assigned data.....	599	1.08
	3 = Statistically imputed data	97	0.18
	9 = LEGITIMATE SKIP - NOT A LIFETIME/PAST YEAR USER	280	0.51
		54292	98.23
II2INHFY	Len : 1 INHALANT FREQ PAST YEAR - DETAILED IMP INDICATOR		
	1 = Questionnaire data	Freq	Pct
	2 = Logically assigned data.....	599	1.08
	3 = Statistically imputed data - lifetime use imputed.....	97	0.18
	4 = Statistically imputed data - lifetime use known	94	0.17
	9 = LEGITIMATE SKIP - NOT A LIFETIME/PAST YEAR USER	186	0.34
		54292	98.23
IRANLFY	Len : 3 PAIN RELIEVER FREQ PAST YEAR - IMPUTATION REVISED		
	RANGE = 1 - 365.....	Freq	Pct
	991 = NEVER USED PAIN RELIEVERS.....	3673	6.65
	993 = DID NOT USE PAIN RELIEVERS PAST YEAR	46584	84.29
		5011	9.07
IIANLFY	Len : 1 PAIN RELIEVER FREQ PAST YEAR - IMP INDICATOR		
	1 = Questionnaire data	Freq	Pct
	2 = Logically assigned data.....	3144	5.69
	3 = Statistically imputed data	266	0.48
	9 = LEGITIMATE SKIP - NOT A LIFETIME/PAST YEAR USER	580	1.05
		51278	92.78
II2ANLFY	Len : 1 PAIN RELIEVER FREQ PAST YR-DETAILED IMP INDICATOR		
	1 = Questionnaire data	Freq	Pct
	2 = Logically assigned data.....	3144	5.69
	3 = Statistically imputed data - lifetime use imputed.....	266	0.48
	4 = Statistically imputed data - lifetime use known	196	0.35
	9 = LEGITIMATE SKIP - NOT A LIFETIME/PAST YEAR USER	384	0.69
		51278	92.78
IROXYFY	Len : 3 OXYCONTIN FREQUENCY PAST YEAR - IMPUTATION REVISED		
	RANGE = 1 - 365.....	Freq	Pct
	991 = NEVER USED OXYCONTIN.....	538	0.97
	993 = DID NOT USE OXYCONTIN PAST YEAR	53304	96.45
		1426	2.58
IIOXYFY	Len : 1 OXYCONTIN FREQ PAST YEAR - IMPUTATION INDICATOR		
	1 = Questionnaire data	Freq	Pct
	2 = Logically assigned data.....	456	0.83
	3 = Statistically imputed data	41	0.07
	9 = LEGITIMATE SKIP - NOT A LIFETIME/PAST YEAR USER	218	0.39
		54553	98.71

PAST YEAR FREQUENCY OF USE

II2OXYFY	Len : 1 OXYCONTIN FREQ PAST YEAR - DETAILED IMP INDICATOR		
		Freq	Pct
	1 = Questionnaire data	456	0.83
	2 = Logically assigned data.....	41	0.07
	3 = Statistically imputed data - lifetime use imputed.....	145	0.26
	4 = Statistically imputed data - lifetime use known	73	0.13
	9 = LEGITIMATE SKIP - NOT A LIFETIME/PAST YEAR USER	54553	98.71
IRTRNFY	Len : 3 TRANQUILIZER FREQ PAST YEAR - IMPUTATION REVISED		
		Freq	Pct
	RANGE = 1 - 364.....	1595	2.89
	991 = NEVER USED TRANQUILIZERS	50503	91.38
	993 = DID NOT USE TRANQUILIZERS PAST YEAR.....	3170	5.74
II2TRNFY	Len : 1 TRANQUILIZER FREQ PAST YEAR - IMPUTATION INDICATOR		
		Freq	Pct
	1 = Questionnaire data	1403	2.54
	2 = Logically assigned data.....	120	0.22
	3 = Statistically imputed data	216	0.39
	9 = LEGITIMATE SKIP - NOT A LIFETIME/PAST YEAR USER	53529	96.85
II2TRNFY	Len : 1 TRAN FREQ PAST YEAR - DETAILED IMP INDICATOR		
		Freq	Pct
	1 = Questionnaire data	1403	2.54
	2 = Logically assigned data.....	120	0.22
	3 = Statistically imputed data - lifetime use imputed.....	104	0.19
	4 = Statistically imputed data - lifetime use known	112	0.20
	9 = LEGITIMATE SKIP - NOT A LIFETIME/PAST YEAR USER	53529	96.85
IRSTMFY	Len : 3 STIMULANT FREQUENCY PAST YEAR - IMPUTATION REVISED		
		Freq	Pct
	RANGE = 1 - 365.....	1043	1.89
	991 = NEVER USED STIMULANTS	51625	93.41
	993 = DID NOT USE STIMULANTS PAST YEAR.....	2600	4.70
II2STMFY	Len : 1 STIM FREQUENCY PAST YEAR - IMPUTATION INDICATOR		
		Freq	Pct
	1 = Questionnaire data	894	1.62
	2 = Logically assigned data.....	105	0.19
	3 = Statistically imputed data	183	0.33
	9 = LEGITIMATE SKIP - NOT A LIFETIME/PAST YEAR USER	54086	97.86
II2STMFY	Len : 1 STIM FREQ PAST YEAR - DETAILED IMP INDICATOR		
		Freq	Pct
	1 = Questionnaire data	894	1.62
	2 = Logically assigned data.....	105	0.19
	3 = Statistically imputed data - lifetime use imputed.....	104	0.19
	4 = Statistically imputed data - lifetime use known	79	0.14
	9 = LEGITIMATE SKIP - NOT A LIFETIME/PAST YEAR USER	54086	97.86
IRMTIFY	Len : 3 METH FREQUENCY PAST YEAR - IMPUTATION REVISED		
		Freq	Pct
	RANGE = 1 - 364.....	223	0.40
	991 = NEVER USED METHAMPHETAMINE.....	53823	97.39
	993 = DID NOT USE METHAMPHETAMINE PAST YEAR	1222	2.21
II2MTHFY	Len : 1 METH FREQUENCY PAST YEAR - IMPUTATION INDICATOR		
		Freq	Pct
	1 = Questionnaire data	182	0.33
	2 = Logically assigned data.....	24	0.04
	3 = Statistically imputed data	77	0.14
	9 = LEGITIMATE SKIP - NOT A LIFETIME/PAST YEAR USER	54985	99.49

PAST YEAR FREQUENCY OF USE

II2MTHFY	Len : 1 METH FREQ PAST YEAR - DETAILED IMP INDICATOR		
		Freq	Pct
	1 = Questionnaire data	182	0.33
	2 = Logically assigned data.....	24	0.04
	3 = Statistically imputed data - lifetime use imputed.....	42	0.08
	4 = Statistically imputed data - lifetime use known	35	0.06
	9 = LEGITIMATE SKIP - NOT A LIFETIME/PAST YEAR USER	54985	99.49
IRSEDFY	Len : 3 SEDATIVE FREQUENCY PAST YEAR - IMPUTATION REVISED		
		Freq	Pct
	RANGE = 1 - 364.....	168	0.30
	991 = NEVER USED SEDATIVES.....	54351	98.34
	993 = DID NOT USE SEDATIVES PAST YEAR	749	1.36
IISEDFY	Len : 1 SEDATIVE FREQUENCY PAST YEAR - IMP INDICATOR		
		Freq	Pct
	1 = Questionnaire data	135	0.24
	2 = Logically assigned data.....	19	0.03
	3 = Statistically imputed data	156	0.28
	9 = LEGITIMATE SKIP - NOT A LIFETIME/PAST YEAR USER	54958	99.44
II2SEDFY	Len : 1 SEDATIVE FREQ PAST YEAR - DETAILED IMP INDICATOR		
		Freq	Pct
	1 = Questionnaire data	135	0.24
	2 = Logically assigned data.....	19	0.03
	3 = Statistically imputed data - lifetime use imputed.....	124	0.22
	4 = Statistically imputed data - lifetime use known	32	0.06
	9 = LEGITIMATE SKIP - NOT A LIFETIME/PAST YEAR USER	54958	99.44

PAST MONTH FREQUENCY OF USE

PAST MONTH FREQUENCY OF USE

NOTE: The term "Past Month Frequency" is interchangeable with the term "30-Day Frequency".

IRCIGFM	Len : 2 CIG FREQUENCY PAST MONTH - IMPUTATION REVISED		
	RANGE = 1 - 30.....	Freq	Pct
	91 = NEVER USED CIGARETTES.....	12549	22.71
	93 = DID NOT USE CIGARETTES PAST MONTH.....	27387	49.55
		15332	27.74
IICIGFM	Len : 1 CIG FREQUENCY PAST MONTH - IMPUTATION INDICATOR		
	1 = Questionnaire data.....	Freq	Pct
	2 = Logically assigned data.....	12412	22.46
	3 = Statistically imputed data.....	110	0.20
	9 = LEGITIMATE SKIP - NOT A LIFETIME/PAST MONTH USER.....	35	0.06
		42711	77.28
II2CIGFM	Len : 1 CIG FREQUENCY PAST MONTH - DETAILED IMP INDICATOR		
	1 = Questionnaire data.....	Freq	Pct
	2 = Logically assigned data.....	12412	22.46
	4 = Statistically imputed data - lifetime use known.....	110	0.20
	9 = LEGITIMATE SKIP - NOT A LIFETIME/PAST MONTH USER.....	35	0.06
		42711	77.28
IRCGRFM	Len : 2 CIGAR FREQUENCY PAST MONTH - IMPUTATION REVISED		
	RANGE = 1 - 30.....	Freq	Pct
	91 = NEVER USED CIGARS.....	3538	6.40
	93 = DID NOT USE CIGARS PAST MONTH.....	38892	70.37
		12838	23.23
IICGRFM	Len : 1 CIGAR FREQUENCY PAST MONTH - IMPUTATION INDICATOR		
	1 = Questionnaire data.....	Freq	Pct
	2 = Logically assigned data.....	3497	6.33
	3 = Statistically imputed data.....	30	0.05
	9 = LEGITIMATE SKIP - NOT A LIFETIME/PAST MONTH USER.....	31	0.06
		51710	93.56
II2CGRFM	Len : 1 CIGAR FREQUENCY PST MONTH - DETAILED IMP INDICATOR		
	1 = Questionnaire data.....	Freq	Pct
	2 = Logically assigned data.....	3497	6.33
	3 = Statistically imputed data - lifetime use imputed.....	30	0.05
	4 = Statistically imputed data - lifetime use known.....	12	0.02
	9 = LEGITIMATE SKIP - NOT A LIFETIME/PAST MONTH USER.....	19	0.03
		51710	93.56
IRCHWFM	Len : 2 CHEWING TOB FREQUENCY PST MON - IMPUTATION REVISED		
	RANGE = 1 - 30.....	Freq	Pct
	91 = NEVER USED CHEWING TOBACCO.....	895	1.62
	93 = DID NOT USE CHEWING TOBACCO PAST MONTH.....	49269	89.15
		5104	9.24
IICHWFM	Len : 1 CHEWING TOB FREQ PAST MONTH - IMPUTATION INDICATOR		
	1 = Questionnaire data.....	Freq	Pct
	2 = Logically assigned data.....	881	1.59
	3 = Statistically imputed data.....	11	0.02
	9 = LEGITIMATE SKIP - NOT A LIFETIME/PAST MONTH USER.....	13	0.02
		54363	98.36
II2CHWFM	Len : 1 CHEWING TOB FREQ PST MONTH-DETAILED IMP INDICATOR		
	1 = Questionnaire data.....	Freq	Pct
	2 = Logically assigned data.....	881	1.59
	3 = Statistically imputed data - lifetime use imputed.....	11	0.02
	4 = Statistically imputed data - lifetime use known.....	6	0.01
	9 = LEGITIMATE SKIP - NOT A LIFETIME/PAST MONTH USER.....	7	0.01
		54363	98.36

PAST MONTH FREQUENCY OF USE

IRSNFFM	Len : 2 SNUFF FREQUENCY PAST MONTH - IMPUTATION REVISED		
	RANGE = 1 - 30.....	Freq	Pct
	91 = NEVER USED SNUFF.....	1983	3.59
	93 = DID NOT USE SNUFF PAST MONTH.....	47683	86.28
		5602	10.14
IISNFFM	Len : 1 SNUFF FREQUENCY PAST MONTH - IMPUTATION INDICATOR		
	1 = Questionnaire data.....	Freq	Pct
	2 = Logically assigned data.....	1959	3.54
	3 = Statistically imputed data.....	18	0.03
	9 = LEGITIMATE SKIP - NOT A LIFETIME/PAST MONTH USER.....	29	0.05
		53262	96.37
II2SNFFM	Len : 1 SNUFF FREQUENCY PST MONTH - DETAILED IMP INDICATOR		
	1 = Questionnaire data.....	Freq	Pct
	2 = Logically assigned data.....	1959	3.54
	3 = Statistically imputed data - lifetime use imputed.....	18	0.03
	4 = Statistically imputed data - lifetime use known.....	17	0.03
	9 = LEGITIMATE SKIP - NOT A LIFETIME/PAST MONTH USER.....	12	0.02
		53262	96.37
IRALCFM	Len : 2 ALCOHOL FREQUENCY PAST MONTH - IMPUTATION REVISED		
	RANGE = 1 - 30.....	Freq	Pct
	91 = NEVER USED ALCOHOL.....	24489	44.31
	93 = DID NOT USE ALCOHOL PAST MONTH.....	16500	29.85
		14279	25.84
IIALCFM	Len : 1 ALCOHOL FREQ PAST MONTH - IMPUTATION INDICATOR		
	1 = Questionnaire data.....	Freq	Pct
	2 = Logically assigned data.....	23803	43.07
	3 = Statistically imputed data.....	157	0.28
	9 = LEGITIMATE SKIP - NOT A LIFETIME/PAST MONTH USER.....	890	1.61
		30418	55.04
II2ALCFM	Len : 1 ALCOHOL FREQ PST MONTH - DETAILED IMP INDICATOR		
	1 = Questionnaire data.....	Freq	Pct
	2 = Logically assigned data.....	23803	43.07
	3 = Statistically imputed data - lifetime use imputed.....	157	0.28
	4 = Statistically imputed data - lifetime use known.....	19	0.03
	9 = LEGITIMATE SKIP - NOT A LIFETIME/PAST MONTH USER.....	871	1.58
		30418	55.04
IRALCD5	Len : 2 5+ ALC DRNKS PAST MONTH - IMP REVISED (DR5DAY)		
	RANGE = 0 - 30.....	Freq	Pct
	91 = NEVER USED ALCOHOL.....	24489	44.31
	93 = DID NOT USE ALCOHOL PAST MONTH.....	16500	29.85
		14279	25.84
IIALCD5	Len : 1 5+ ALC DRNKS PAST MONTH - IMPUTATION INDICATOR		
	1 = Questionnaire data.....	Freq	Pct
	2 = Logically assigned data.....	23571	42.65
	3 = Statistically imputed data.....	68	0.12
	9 = LEGITIMATE SKIP - NOT A LIFETIME/PAST MONTH USER.....	1211	2.19
		30418	55.04
II2ALCD5	Len : 1 5+ ALC DRINKS PAST MONTH - DETAILED IMP INDICATOR		
	1 = Questionnaire data.....	Freq	Pct
	2 = Logically assigned data.....	23571	42.65
	3 = Statistically imputed data - lifetime use imputed.....	68	0.12
	4 = Statistically imputed data - lifetime use known.....	19	0.03
	9 = LEGITIMATE SKIP - NOT A LIFETIME/PAST MONTH USER.....	1192	2.16
		30418	55.04

PAST MONTH FREQUENCY OF USE

IRMJFM	Len : 2 MARIJUANA FREQUENCY PAST MONTH - IMP REVISED		
	RANGE = 1 - 30.....	Freq	Pct
	91 = NEVER USED MARIJUANA	6073	10.99
	93 = DID NOT USE MARIJUANA PAST MONTH	33019	59.74
		16176	29.27
IIMJFM	Len : 1 MARIJUANA FREQUENCY PAST MONTH - IMP INDICATOR		
	1 = Questionnaire data	Freq	Pct
	2 = Logically assigned data.....	5860	10.60
	3 = Statistically imputed data	55	0.10
	9 = LEGITIMATE SKIP - NOT A LIFETIME/PAST MONTH USER.....	403	0.73
		48950	88.57
IIMJFM	Len : 1 MARIJUANA FREQ PAST MONTH - DETAILED IMP INDICATOR		
	1 = Questionnaire data	Freq	Pct
	2 = Logically assigned data.....	5860	10.60
	3 = Statistically imputed data - lifetime use imputed.....	55	0.10
	4 = Statistically imputed data - lifetime use known	39	0.07
	9 = LEGITIMATE SKIP - NOT A LIFETIME/PAST MONTH USER.....	364	0.66
		48950	88.57
IRCOCFM	Len : 2 COCAINE FREQUENCY PAST MONTH - IMPUTATION REVISED		
	RANGE = 1 - 30.....	Freq	Pct
	91 = NEVER USED COCAINE	363	0.66
	93 = DID NOT USE COCAINE PAST MONTH.....	49259	89.13
		5646	10.22
IICOCFM	Len : 1 COCAINE FREQ PAST MONTH - IMPUTATION INDICATOR		
	1 = Questionnaire data	Freq	Pct
	2 = Logically assigned data.....	319	0.58
	3 = Statistically imputed data	15	0.03
	9 = LEGITIMATE SKIP - NOT A LIFETIME/PAST MONTH USER.....	114	0.21
		54820	99.19
IICOCFM	Len : 1 COCAINE FREQ PAST MONTH - DETAILED IMP INDICATOR		
	1 = Questionnaire data	Freq	Pct
	2 = Logically assigned data.....	319	0.58
	3 = Statistically imputed data - lifetime use imputed.....	15	0.03
	4 = Statistically imputed data - lifetime use known	18	0.03
	9 = LEGITIMATE SKIP - NOT A LIFETIME/PAST MONTH USER.....	96	0.17
		54820	99.19
IRCRKFM	Len : 2 CRACK FREQUENCY PAST MONTH - IMPUTATION REVISED		
	RANGE = 1 - 30.....	Freq	Pct
	91 = NEVER USED CRACK	60	0.11
	93 = DID NOT USE CRACK PAST MONTH	53847	97.43
		1361	2.46
IICRKFM	Len : 1 CRACK FREQUENCY PAST MONTH - IMPUTATION INDICATOR		
	1 = Questionnaire data	Freq	Pct
	2 = Logically assigned data.....	55	0.10
	3 = Statistically imputed data	1	0.00
	9 = LEGITIMATE SKIP - NOT A LIFETIME/PAST MONTH USER.....	38	0.07
		55174	99.83
IICRKFM	Len : 1 CRACK FREQ PAST MONTH - DETAILED IMP INDICATOR		
	1 = Questionnaire data	Freq	Pct
	2 = Logically assigned data.....	55	0.10
	3 = Statistically imputed data - lifetime use imputed.....	1	0.00
	4 = Statistically imputed data - lifetime use known	22	0.04
	9 = LEGITIMATE SKIP - NOT A LIFETIME/PAST MONTH USER.....	16	0.03
		55174	99.83

PAST MONTH FREQUENCY OF USE

IRHERFM	Len : 2 HEROIN FREQUENCY PAST MONTH - IMPUTATION REVISED		
	RANGE = 1 - 30.....	Freq	Pct
	91 = NEVER USED HEROIN.....	90	0.16
	93 = DID NOT USE HEROIN PAST MONTH.....	54443	98.51
		735	1.33
IIHERFM	Len : 1 HEROIN FREQUENCY PAST MONTH - IMPUTATION INDICATOR		
	1 = Questionnaire data	Freq	Pct
	3 = Statistically imputed data	81	0.15
	9 = LEGITIMATE SKIP - NOT A LIFETIME/PAST MONTH USER.....	68	0.12
		55119	99.73
II2HERFM	Len : 1 HEROIN FREQ PAST MONTH - DETAILED IMP INDICATOR		
	1 = Questionnaire data	Freq	Pct
	3 = Statistically imputed data - lifetime use imputed.....	81	0.15
	4 = Statistically imputed data - lifetime use known	41	0.07
	9 = LEGITIMATE SKIP - NOT A LIFETIME/PAST MONTH USER.....	27	0.05
		55119	99.73
IRHALFM	Len : 2 HALLUCINOGEN FREQ PAST MONTH - IMPUTATION REVISED		
	RANGE = 1 - 30.....	Freq	Pct
	91 = NEVER USED HALLUCINOGENS	484	0.88
	93 = DID NOT USE HALLUCINOGENS PAST MONTH.....	47989	86.83
		6795	12.29
IIHALFM	Len : 1 HALL FREQUENCY PAST MONTH - IMPUTATION INDICATOR		
	1 = Questionnaire data	Freq	Pct
	2 = Logically assigned data.....	442	0.80
	3 = Statistically imputed data	2	0.00
	9 = LEGITIMATE SKIP - NOT A LIFETIME/PAST MONTH USER.....	391	0.71
		54433	98.49
II2HALFM	Len : 1 HALL FREQ PAST MONTH - DETAILED IMP INDICATOR		
	1 = Questionnaire data	Freq	Pct
	2 = Logically assigned data.....	442	0.80
	3 = Statistically imputed data - lifetime use imputed.....	2	0.00
	4 = Statistically imputed data - lifetime use known	177	0.32
	9 = LEGITIMATE SKIP - NOT A LIFETIME/PAST MONTH USER.....	214	0.39
		54433	98.49
IRINHFM	Len : 2 INHALANT FREQUENCY PAST MONTH - IMP REVISED		
	RANGE = 1 - 30.....	Freq	Pct
	91 = NEVER USED INHALANTS.....	203	0.37
	93 = DID NOT USE INHALANTS PAST MONTH.....	50649	91.64
		4416	7.99
IIINHFM	Len : 1 INHALANT FREQUENCY PAST MONTH - IMP INDICATOR		
	1 = Questionnaire data	Freq	Pct
	2 = Logically assigned data.....	172	0.31
	3 = Statistically imputed data	6	0.01
	9 = LEGITIMATE SKIP - NOT A LIFETIME/PAST MONTH USER.....	280	0.51
		54810	99.17
II2INHFM	Len : 1 INHALANT FREQ PAST MONTH - DETAILED IMP INDICATOR		
	1 = Questionnaire data	Freq	Pct
	2 = Logically assigned data.....	172	0.31
	3 = Statistically imputed data - lifetime use imputed.....	6	0.01
	4 = Statistically imputed data - lifetime use known	94	0.17
	9 = LEGITIMATE SKIP - NOT A LIFETIME/PAST MONTH USER.....	186	0.34
		54810	99.17

AGE/DATE OF FIRST DRUG USE

AGE/DATE OF FIRST DRUG USE

IRCIGAGE	Len : 3 IMPUTATION-REVISED CIGARETTE AGE OF FIRST USE		
	RANGE = 1 - 68.....	Freq	Pct
	991 = NEVER USED	27881	50.45
		27387	49.55
IICIGAGE	Len : 1 IRCIGAGE IMPUTATION INDICATOR		
	1 = Questionnaire data	Freq	Pct
	2 = Logically assigned data.....	27510	49.78
	3 = Statistically imputed data	10	0.02
	9 = LEGITIMATE SKIP - NOT A LIFETIME USER.....	361	0.65
		27387	49.55
IRCIGYFU	Len : 4 IMPUTATION-REVISED CIGARETTE YEAR OF FIRST USE		
	RANGE = 1927 - 2012.....	Freq	Pct
	9999 = NEVER USED	27881	50.45
		27387	49.55
IICIGYFU	Len : 1 IRCIGYFU IMPUTATION INDICATOR		
	1 = Questionnaire data	Freq	Pct
	2 = Logically assigned data.....	2026	3.67
	3 = Statistically imputed data	5	0.01
	9 = LEGITIMATE SKIP - NOT A LIFETIME USER.....	25850	46.77
		27387	49.55
IRCDUAGE	Len : 3 IMPUTATION-REVISED DAILY CIG AGE OF FIRST USE		
	RANGE = 2 - 68.....	Freq	Pct
	991 = NEVER USED	14086	25.49
	993 = NEVER A DAILY USER	27387	49.55
		13795	24.96
IICDUAGE	Len : 1 IRCDUAGE IMPUTATION INDICATOR		
	1 = Questionnaire data	Freq	Pct
	2 = Logically assigned data.....	13981	25.30
	3 = Statistically imputed data	1	0.00
	9 = LEGITIMATE SKIP - NOT A LIFETIME/DAILY CIG USER.....	115	0.21
		41171	74.49
IRCD2YFU	Len : 4 IMP-REVISED CIG DAILY YFU - USING CIGDLYFU		
	RANGE = 1929 - 2012.....	Freq	Pct
	9993 = NEVER A DAILY USER	14086	25.49
	9999 = NEVER USED	13795	24.96
		27387	49.55
IICD2YFU	Len : 1 IRCD2YFU IMPUTATION INDICATOR		
	1 = Questionnaire data	Freq	Pct
	2 = Logically assigned data.....	753	1.36
	3 = Statistically imputed data	1	0.00
	9 = LEGITIMATE SKIP - NOT A LIFETIME/DAILY CIG USER.....	13343	24.14
		41171	74.49
IRCGRAGE	Len : 3 IMPUTATION-REVISED CIGAR AGE OF FIRST USE		
	RANGE = 2 - 70.....	Freq	Pct
	991 = NEVER USED	16376	29.63
		38892	70.37
IICGRAGE	Len : 1 IRCGRAGE IMPUTATION INDICATOR		
	1 = Questionnaire data	Freq	Pct
	3 = Statistically imputed data	16025	29.00
	9 = LEGITIMATE SKIP - NOT A LIFETIME USER.....	360	0.65
		38883	70.35

AGE/DATE OF FIRST DRUG USE

IRCGRYFU	Len : 4 IMPUTATION-REVISED CIGAR YEAR OF FIRST USE		
	RANGE = 1934 - 2012.....	Freq	Pct
	9999 = NEVER USED	16376	29.63
		38892	70.37
IICGRYFU	Len : 1 IRCGRYFU IMPUTATION INDICATOR		
	1 = Questionnaire data	Freq	Pct
	3 = Statistically imputed data	2069	3.74
	9 = LEGITIMATE SKIP - NOT A LIFETIME USER.....	14316	25.90
		38883	70.35
IRSLTAGE	Len : 3 IMPUTATION-REVISED SMOKELESS TOB AGE FIRST USE		
	RANGE = 1 - 67.....	Freq	Pct
	991 = NEVER USED	9224	16.69
		46044	83.31
IISLTAGE	Len : 1 IRSLTAGE IMPUTATION INDICATOR		
	1 = Questionnaire data	Freq	Pct
	3 = Statistically imputed data	8962	16.22
	9 = LEGITIMATE SKIP - NOT A LIFETIME USER.....	278	0.50
		46028	83.28
IRSLTYFU	Len : 4 IMPUTATION-REVISED SMOKELESS TOB YEAR OF FIRST USE		
	RANGE = 1927 - 2012.....	Freq	Pct
	9999 = NEVER USED	9224	16.69
		46044	83.31
IISLTYFU	Len : 1 IRSLTYFU IMPUTATION INDICATOR		
	1 = Questionnaire data	Freq	Pct
	3 = Statistically imputed data	953	1.72
	9 = LEGITIMATE SKIP - NOT A LIFETIME USER.....	8287	14.99
		46028	83.28
IRCHWAGE	Len : 3 IMPUTATION-REVISED CHEWING TOB AGE FIRST USE		
	RANGE = 1 - 67.....	Freq	Pct
	991 = NEVER USED	5999	10.85
		49269	89.15
IICHWAGE	Len : 1 IRCHWAGE IMPUTATION INDICATOR		
	1 = Questionnaire data	Freq	Pct
	3 = Statistically imputed data	5870	10.62
	9 = LEGITIMATE SKIP - NOT A LIFETIME USER.....	134	0.24
		49264	89.14
IRCHWYFU	Len : 4 IMPUTATION-REVISED CHEWING TOB YEAR FIRST USE		
	RANGE = 1927 - 2012.....	Freq	Pct
	9999 = NEVER USED	5999	10.85
		49269	89.15
IICHWYFU	Len : 1 IRCHWYFU IMPUTATION INDICATOR		
	1 = Questionnaire data	Freq	Pct
	3 = Statistically imputed data	526	0.95
	9 = LEGITIMATE SKIP - NOT A LIFETIME USER.....	5478	9.91
		49264	89.14
IRSNFAGE	Len : 3 IMPUTATION-REVISED SNUFF AGE OF FIRST USE		
	RANGE = 1 - 60.....	Freq	Pct
	991 = NEVER USED	7585	13.72
		47683	86.28

AGE/DATE OF FIRST DRUG USE

IISNFAGE	Len : 1 IRSNFAGE IMPUTATION INDICATOR		
	1 = Questionnaire data	Freq	Pct
	3 = Statistically imputed data	7411	13.41
	9 = LEGITIMATE SKIP - NOT A LIFETIME USER	189	0.34
		47668	86.25
IRSNFYFU	Len : 4 IMPUTATION-REVISED SNUFF YEAR OF FIRST USE		
	RANGE = 1927 - 2012	Freq	Pct
	9999 = NEVER USED	7585	13.72
		47683	86.28
IISNFYFU	Len : 1 IRSNFYFU IMPUTATION INDICATOR		
	1 = Questionnaire data	Freq	Pct
	3 = Statistically imputed data	867	1.57
	9 = LEGITIMATE SKIP - NOT A LIFETIME USER	6733	12.18
		47668	86.25
IRALCAGE	Len : 3 IMPUTATION-REVISED ALCOHOL AGE OF FIRST USE		
	RANGE = 1 - 85	Freq	Pct
	991 = NEVER USED	38768	70.15
		16500	29.85
IIALCAGE	Len : 1 IIALCAGE IMPUTATION INDICATOR		
	1 = Questionnaire data	Freq	Pct
	3 = Statistically imputed data	38235	69.18
	9 = LEGITIMATE SKIP - NOT A LIFETIME USER	544	0.98
		16489	29.83
IRALCYFU	Len : 4 IMPUTATION-REVISED ALCOHOL YEAR OF FIRST USE		
	RANGE = 1928 - 2012	Freq	Pct
	9999 = NEVER USED	38768	70.15
		16500	29.85
IIALCYFU	Len : 1 IIALCYFU IMPUTATION INDICATOR		
	1 = Questionnaire data	Freq	Pct
	3 = Statistically imputed data	4232	7.66
	9 = LEGITIMATE SKIP - NOT A LIFETIME USER	34547	62.51
		16489	29.83
IRMJAGE	Len : 3 IMPUTATION-REVISED MARIJUANA AGE OF FIRST USE		
	RANGE = 2 - 69	Freq	Pct
	991 = NEVER USED	22249	40.26
		33019	59.74
IIMJAGE	Len : 1 IRMJAGE IMPUTATION INDICATOR		
	1 = Questionnaire data	Freq	Pct
	3 = Statistically imputed data	22076	39.94
	9 = LEGITIMATE SKIP - NOT A LIFETIME USER	198	0.36
		32994	59.70
IRMJYFU	Len : 4 IMPUTATION-REVISED MARIJUANA YEAR OF FIRST USE		
	RANGE = 1944 - 2012	Freq	Pct
	9999 = NEVER USED	22249	40.26
		33019	59.74
IIMJYFU	Len : 1 IRMJYFU IMPUTATION INDICATOR		
	1 = Questionnaire data	Freq	Pct
	3 = Statistically imputed data	2190	3.96
	9 = LEGITIMATE SKIP - NOT A LIFETIME USER	20084	36.34
		32994	59.70

AGE/DATE OF FIRST DRUG USE

IRCOCAGE	Len : 3 IMPUTATION-REVISED COCAINE AGE OF FIRST USE		
	RANGE = 1 - 55.....	Freq	Pct
	991 = NEVER USED	6009	10.87
		49259	89.13
IICOCAGE	Len : 1 IRCOCAGE IMPUTATION INDICATOR		
	1 = Questionnaire data	Freq	Pct
	2 = Logically assigned data.....	5869	10.62
	3 = Statistically imputed data	80	0.14
	9 = LEGITIMATE SKIP - NOT A LIFETIME USER.....	76	0.14
		49243	89.10
IRCOCYFU	Len : 4 IMPUTATION-REVISED COCAINE YEAR OF FIRST USE		
	RANGE = 1959 - 2012.....	Freq	Pct
	9999 = NEVER USED	6009	10.87
		49259	89.13
IICOCYFU	Len : 1 IRCOCYFU IMPUTATION INDICATOR		
	1 = Questionnaire data	Freq	Pct
	3 = Statistically imputed data	493	0.89
	9 = LEGITIMATE SKIP - NOT A LIFETIME USER.....	5532	10.01
		49243	89.10
IRCRKAGE	Len : 3 IMPUTATION-REVISED CRACK AGE OF FIRST USE		
	RANGE = 7 - 55.....	Freq	Pct
	991 = NEVER USED	1421	2.57
		53847	97.43
IICRKAGE	Len : 1 IRCRKAGE IMPUTATION INDICATOR		
	1 = Questionnaire data	Freq	Pct
	3 = Statistically imputed data	1405	2.54
	9 = LEGITIMATE SKIP - NOT A LIFETIME USER.....	38	0.07
		53825	97.39
IRCRKYFU	Len : 4 IMPUTATION-REVISED CRACK YEAR OF FIRST USE		
	RANGE = 1971 - 2012.....	Freq	Pct
	9999 = NEVER USED	1421	2.57
		53847	97.43
IICRKYFU	Len : 1 IRCRKYFU IMPUTATION INDICATOR		
	1 = Questionnaire data	Freq	Pct
	3 = Statistically imputed data	61	0.11
	9 = LEGITIMATE SKIP - NOT A LIFETIME USER.....	1382	2.50
		53825	97.39
IRHERAGE	Len : 3 IMPUTATION-REVISED HEROIN AGE OF FIRST USE		
	RANGE = 4 - 48.....	Freq	Pct
	991 = NEVER USED	825	1.49
		54443	98.51
IIRHERAGE	Len : 1 IRHERAGE IMPUTATION INDICATOR		
	1 = Questionnaire data	Freq	Pct
	3 = Statistically imputed data	814	1.47
	9 = LEGITIMATE SKIP - NOT A LIFETIME USER.....	52	0.09
		54402	98.43
IRHERYFU	Len : 4 IMPUTATION-REVISED HEROIN YEAR OF FIRST USE		
	RANGE = 1961 - 2012.....	Freq	Pct
	9999 = NEVER USED	825	1.49
		54443	98.51

AGE/DATE OF FIRST DRUG USE

IIHERYFU	Len : 1 IRHERYFU IMPUTATION INDICATOR	Freq	Pct
	1 = Questionnaire data	100	0.18
	3 = Statistically imputed data	766	1.39
	9 = LEGITIMATE SKIP - NOT A LIFETIME USER	54402	98.43
IRHALAGE	Len : 3 IMPUTATION-REVISED HALLUCINOGEN AGE OF FIRST USE	Freq	Pct
	RANGE = 1 - 67	7279	13.17
	991 = NEVER USED	47989	86.83
IIHALAGE	Len : 1 IRHALAGE IMPUTATION INDICATOR	Freq	Pct
	1 = Questionnaire data	7095	12.84
	2 = Logically assigned data	85	0.15
	3 = Statistically imputed data	272	0.49
	9 = LEGITIMATE SKIP - NOT A LIFETIME USER	47816	86.52
IRHALYFU	Len : 4 IMPUTATION-REVISED HALLUCINOGEN YEAR OF FIRST USE	Freq	Pct
	RANGE = 1945 - 2012	7279	13.17
	9999 = NEVER USED	47989	86.83
IIHALYFU	Len : 1 IRHALYFU IMPUTATION INDICATOR	Freq	Pct
	1 = Questionnaire data	877	1.59
	2 = Logically assigned data	17	0.03
	3 = Statistically imputed data	6558	11.87
	9 = LEGITIMATE SKIP - NOT A LIFETIME USER	47816	86.52
IRLSDAGE	Len : 3 IMPUTATION-REVISED LSD AGE OF FIRST USE	Freq	Pct
	RANGE = 1 - 67	3652	6.61
	991 = NEVER USED	51616	93.39
IILSDAGE	Len : 1 IRLSDAGE IMPUTATION INDICATOR	Freq	Pct
	1 = Questionnaire data	3573	6.46
	2 = Logically assigned data	4	0.01
	3 = Statistically imputed data	116	0.21
	9 = LEGITIMATE SKIP - NOT A LIFETIME USER	51575	93.32
IRLSDYFU	Len : 4 IMPUTATION-REVISED LSD YEAR OF FIRST USE	Freq	Pct
	RANGE = 1951 - 2012	3652	6.61
	9999 = NEVER USED	51616	93.39
IILSDYFU	Len : 1 IRLSDYFU IMPUTATION INDICATOR	Freq	Pct
	1 = Questionnaire data	328	0.59
	3 = Statistically imputed data	3365	6.09
	9 = LEGITIMATE SKIP - NOT A LIFETIME USER	51575	93.32
IRPCPAGE	Len : 3 IMPUTATION-REVISED PCP AGE OF FIRST USE	Freq	Pct
	RANGE = 4 - 63	846	1.53
	991 = NEVER USED	54422	98.47

AGE/DATE OF FIRST DRUG USE

IIRCPAGE	Len : 1	IIRCPAGE IMPUTATION INDICATOR		
			Freq	Pct
		1 = Questionnaire data	814	1.47
		2 = Logically assigned data.....	2	0.00
		3 = Statistically imputed data	80	0.14
		9 = LEGITIMATE SKIP - NOT A LIFETIME USER.....	54372	98.38
IIRPCPYFU	Len : 4	IIRPCPYFU IMPUTATION-REVISED PCP YEAR OF FIRST USE		
			Freq	Pct
		RANGE = 1967 - 2012.....	846	1.53
		9999 = NEVER USED	54422	98.47
IIRPCPYFU	Len : 1	IIRPCPYFU IMPUTATION INDICATOR		
			Freq	Pct
		1 = Questionnaire data	69	0.12
		3 = Statistically imputed data	827	1.50
		9 = LEGITIMATE SKIP - NOT A LIFETIME USER.....	54372	98.38
IIRECSAGE	Len : 3	IIRECSAGE IMPUTATION-REVISED ECSTASY AGE OF FIRST USE		
			Freq	Pct
		RANGE = 1 - 67.....	4044	7.32
		991 = NEVER USED	51224	92.68
IIRECSAGE	Len : 1	IIRECSAGE IMPUTATION INDICATOR		
			Freq	Pct
		1 = Questionnaire data	3989	7.22
		3 = Statistically imputed data	117	0.21
		9 = LEGITIMATE SKIP - NOT A LIFETIME USER.....	51162	92.57
IIRECSYFU	Len : 4	IIRECSYFU IMPUTATION-REVISED ECSTASY YEAR OF FIRST USE		
			Freq	Pct
		RANGE = 1968 - 2012.....	4044	7.32
		9999 = NEVER USED	51224	92.68
IIRECSYFU	Len : 1	IIRECSYFU IMPUTATION INDICATOR		
			Freq	Pct
		1 = Questionnaire data	693	1.25
		3 = Statistically imputed data	3413	6.18
		9 = LEGITIMATE SKIP - NOT A LIFETIME USER.....	51162	92.57
IIRINHAGE	Len : 3	IIRINHAGE IMPUTATION-REVISED INHALANTS AGE OF FIRST USE		
			Freq	Pct
		RANGE = 1 - 66.....	4619	8.36
		991 = NEVER USED	50649	91.64
IIRINHAGE	Len : 1	IIRINHAGE IMPUTATION INDICATOR		
			Freq	Pct
		1 = Questionnaire data	4392	7.95
		3 = Statistically imputed data	315	0.57
		9 = LEGITIMATE SKIP - NOT A LIFETIME USER.....	50561	91.48
IIRINHYFU	Len : 4	IIRINHYFU IMPUTATION-REVISED INHALANTS YEAR OF FIRST USE		
			Freq	Pct
		RANGE = 1933 - 2012.....	4619	8.36
		9999 = NEVER USED	50649	91.64
IIRINHYFU	Len : 1	IIRINHYFU IMPUTATION INDICATOR		
			Freq	Pct
		1 = Questionnaire data	512	0.93
		3 = Statistically imputed data	4195	7.59
		9 = LEGITIMATE SKIP - NOT A LIFETIME USER.....	50561	91.48

AGE/DATE OF FIRST DRUG USE

IRANLAGE	Len : 3 IMPUTATION-REVISED PAIN RELIEVERS AGE OF FIRST USE		
	RANGE = 1 - 68.....	Freq	Pct
	991 = NEVER USED	8684	15.71
		46584	84.29

IIANLAGE	Len : 1 IRANLAGE IMPUTATION INDICATOR		
	1 = Questionnaire data	Freq	Pct
	2 = Logically assigned data.....	8174	14.79
	3 = Statistically imputed data	11	0.02
	9 = LEGITIMATE SKIP - NOT A LIFETIME USER.....	685	1.24
		46398	83.95

IRANLYFU	Len : 4 IMPUTATION-REVISED PAIN RELIEVER YEAR OF FIRST USE		
	RANGE = 1936 - 2012.....	Freq	Pct
	9999 = NEVER USED	8684	15.71
		46584	84.29

IIRANLYFU	Len : 1 IRANLYFU IMPUTATION INDICATOR		
	1 = Questionnaire data	Freq	Pct
	2 = Logically assigned data.....	1212	2.19
	3 = Statistically imputed data	1	0.00
	9 = LEGITIMATE SKIP - NOT A LIFETIME USER.....	7657	13.85
		46398	83.95

NOTE: See the note preceding the OXYCAGE variable. No special editing or imputation procedures were done to prevent IROXYFU from having a value earlier than 1995, even though OxyContin was not approved for medical use by the US Food and Drug Administration until 1995. Caution is advised in interpreting OxyContin age/date of first use data from respondents with IROXYFU<1995.

IROXYAGE	Len : 3 IMPUTATION-REVISED OXYCONTIN AGE FIRST USE		
	RANGE = 1 - 64.....	Freq	Pct
	991 = NEVER USED	1964	3.55
		53304	96.45

IIOXYAGE	Len : 1 IROXYAGE IMPUTATION INDICATOR		
	1 = Questionnaire data	Freq	Pct
	3 = Statistically imputed data	1899	3.44
	9 = LEGITIMATE SKIP - NOT A LIFETIME USER.....	197	0.36
		53172	96.21

IROXYFU	Len : 4 IMPUTATION-REVISED OXYCONTIN YEAR FIRST USE		
	RANGE = 1956 - 2012.....	Freq	Pct
	9999 = NEVER USED	1964	3.55
		53304	96.45

IIOXYFU	Len : 1 IROXYFU IMPUTATION INDICATOR		
	1 = Questionnaire data	Freq	Pct
	3 = Statistically imputed data	272	0.49
	9 = LEGITIMATE SKIP - NOT A LIFETIME USER.....	1824	3.30
		53172	96.21

IRTRNAGE	Len : 3 IMPUTATION-REVISED TRANQUILIZER AGE OF FIRST USE		
	RANGE = 1 - 69.....	Freq	Pct
	991 = NEVER USED	4765	8.62
		50503	91.38

IIRTRNAGE	Len : 1 IRTRNAGE IMPUTATION INDICATOR		
	1 = Questionnaire data	Freq	Pct
	3 = Statistically imputed data	4629	8.38
	9 = LEGITIMATE SKIP - NOT A LIFETIME USER.....	237	0.43
		50402	91.20

AGE/DATE OF FIRST DRUG USE

IRTRNYFU	Len : 4 IMPUTATION-REVISED TRANQUILIZER YEAR OF FIRST USE		
	RANGE = 1935 - 2012.....	Freq	Pct
	9999 = NEVER USED	4765	8.62
		50503	91.38
IITRNYFU	Len : 1 IRTRNYFU IMPUTATION INDICATOR		
	1 = Questionnaire data	Freq	Pct
	3 = Statistically imputed data	686	1.24
	9 = LEGITIMATE SKIP - NOT A LIFETIME USER.....	4180	7.56
		50402	91.20
IRSTMAGE	Len : 3 IMPUTATION-REVISED STIMULANTS AGE OF FIRST USE		
	RANGE = 1 - 56.....	Freq	Pct
	991 = NEVER USED	3643	6.59
		51625	93.41
IISTMAGE	Len : 1 IRSTMAGE IMPUTATION INDICATOR		
	1 = Questionnaire data	Freq	Pct
	2 = Logically assigned data.....	3534	6.39
	3 = Statistically imputed data	21	0.04
	9 = LEGITIMATE SKIP - NOT A LIFETIME USER.....	185	0.33
		51528	93.23
IRSTMYFU	Len : 4 IMPUTATION-REVISED STIMULANTS YEAR OF FIRST USE		
	RANGE = 1942 - 2012.....	Freq	Pct
	9999 = NEVER USED	3643	6.59
		51625	93.41
IISTMYFU	Len : 1 IRSTMYFU IMPUTATION INDICATOR		
	1 = Questionnaire data	Freq	Pct
	2 = Logically assigned data.....	459	0.83
	3 = Statistically imputed data	1	0.00
	9 = LEGITIMATE SKIP - NOT A LIFETIME USER.....	3280	5.93
		51528	93.23
IRMTHAGE	Len : 3 IMPUTATION-REVISED METHAMPHETAMINE AGE FIRST USE		
	RANGE = 1 - 50.....	Freq	Pct
	991 = NEVER USED	1445	2.61
		53823	97.39
IIMTHAGE	Len : 1 IRMTHAGE IMPUTATION INDICATOR		
	1 = Questionnaire data	Freq	Pct
	3 = Statistically imputed data	1400	2.53
	9 = LEGITIMATE SKIP - NOT A LIFETIME USER.....	85	0.15
		53783	97.31
IRMTHYFU	Len : 4 IMPUTATION-REVISED METHAMPHETAMINE YEAR FIRST USE		
	RANGE = 1943 - 2012.....	Freq	Pct
	9999 = NEVER USED	1445	2.61
		53823	97.39
IIMTHYFU	Len : 1 IRMTHYFU IMPUTATION INDICATOR		
	1 = Questionnaire data	Freq	Pct
	3 = Statistically imputed data	103	0.19
	9 = LEGITIMATE SKIP - NOT A LIFETIME USER.....	1382	2.50
		53783	97.31
IRSEDAGE	Len : 3 IMPUTATION-REVISED SEDATIVES AGE OF FIRST USE		
	RANGE = 3 - 66.....	Freq	Pct
	991 = NEVER USED	917	1.66
		54351	98.34

AGE/DATE OF FIRST DRUG USE

IISEDAGE	Len : 1 IRSEDAGE IMPUTATION INDICATOR		
		Freq	Pct
	1 = Questionnaire data	862	1.56
	3 = Statistically imputed data	179	0.32
	9 = LEGITIMATE SKIP - NOT A LIFETIME USER	54227	98.12
IRSEDYFU	Len : 4 IMPUTATION-REVISED SEDATIVES YEAR OF FIRST USE		
		Freq	Pct
	RANGE = 1948 - 2012	917	1.66
	9999 = NEVER USED	54351	98.34
IISEDYFU	Len : 1 IRSEDYFU IMPUTATION INDICATOR		
		Freq	Pct
	1 = Questionnaire data	83	0.15
	3 = Statistically imputed data	958	1.73
	9 = LEGITIMATE SKIP - NOT A LIFETIME USER	54227	98.12
CIGYR	Len : 1 CIGARETTES - PAST YEAR USE		
		Freq	Pct
	0 = Did not use in the past year (IRCIGRC = 3,4,9)	39477	71.43
	1 = Used within the past year (IRCIGRC = 1,2)	15791	28.57

RECODED DRUG USE

RECODED DRUG USE

NOTE: Certain source variables that were used to create recoded variables have valid values that might not have been reported or assigned for the current survey year. However, these values have been included in the general specifications in the codebook on how the recoded variables were created. See additional details about this issue in the Organization of the Data File section of this codebook introduction.

CIGFLAG	Len : 1 CIGARETTES - EVER USED		
	0 = Never used (IRCIGRC = 9)	Freq	Pct
	1 = Ever used (IRCIGRC = 1-4)	27387	49.55
		27881	50.45
CIGMON	Len : 1 CIGARETTES - PAST MONTH USE		
	0 = Did not use in the past month (IRCIGRC = 2-4,9)	Freq	Pct
	1 = Used within the past month (IRCIGRC = 1)	42719	77.29
		12549	22.71
CGRFLAG	Len : 1 CIGARS - EVER USED		
	0 = Never used (IRCGRRC = 9)	Freq	Pct
	1 = Ever used (IRCGRRC = 1-4)	38892	70.37
		16376	29.63
ALCYR	Len : 1 ALCOHOL - PAST YEAR USE		
	0 = Did not use in the past year (IRALCRC = 3,9)	Freq	Pct
	1 = Used within the past year (IRALCRC = 1,2)	22242	40.24
		33026	59.76
ALCMON	Len : 1 ALCOHOL - PAST MONTH USE		
	0 = Did not use in the past month (IRALCRC = 2-3,9)	Freq	Pct
	1 = Used within the past month (IRALCRC = 1)	30779	55.69
		24489	44.31
CGRYR	Len : 1 CIGARS - PAST YEAR USE		
	0 = Did not use in the past year (IRCGRRC = 3,4,9)	Freq	Pct
	1 = Used within the past year (IRCGRRC = 1,2)	48071	86.98
		7197	13.02
CGRMON	Len : 1 CIGARS - PAST MONTH USE		
	0 = Did not use in the past month (IRCGRRC = 2-4,9)	Freq	Pct
	1 = Used within the past month (IRCGRRC = 1)	51730	93.60
		3538	6.40
MRJYR	Len : 1 MARIJUANA - PAST YEAR USE		
	0 = Did not use in the past year (IRMJRC = 3,9)	Freq	Pct
	1 = Used within the past year (IRMJRC = 1,2)	44882	81.21
		10386	18.79
MRJMON	Len : 1 MARIJUANA - PAST MONTH USE		
	0 = Did not use in the past month (IRMJRC = 2-3,9)	Freq	Pct
	1 = Used within the past month (IRMJRC = 1)	49195	89.01
		6073	10.99
PIPFLAG	Len : 1 PIPES - EVER USED		
	0 = Never Used (IRPIPLF = 9)	Freq	Pct
	1 = Ever Used (IRPIPLF = 1)	50473	91.32
		4795	8.68
PIPMON	Len : 1 PIPES - PAST MONTH USE		
	0 = Did not use in the past month (IRPIP MN = 2,9)	Freq	Pct
	1 = Used within the past month (IRPIP MN = 1)	54642	98.87
		626	1.13

RECODED DRUG USE

ANLYR	Len : 1 PAIN RELIEVERS - PAST YEAR USE		
		Freq	Pct
	0 = Did not use in the past year (IRANLRC = 3,9)	51595	93.35
	1 = Used within the past year (IRANLRC = 1,2)	3673	6.65
ANLMON	Len : 1 PAIN RELIEVERS - PAST MONTH USE		
		Freq	Pct
	0 = Did not use in the past month (IRANLRC = 2-3,9)	53822	97.38
	1 = Used within the past month (IRANLRC = 1)	1446	2.62
SMKFLAG	Len : 1 SMOKELESS TOBACCO - EVER USED		
		Freq	Pct
	0 = Never used (IRSLTRC = 9)	46044	83.31
	1 = Ever used (IRSLTRC = 1-4)	9224	16.69
SMKYR	Len : 1 SMOKELESS TOBACCO - PAST YEAR USE		
		Freq	Pct
	0 = Did not use in the past year (IRSLTRC = 3,4,9)	51740	93.62
	1 = Used within the past year (IRSLTRC = 1,2)	3528	6.38
CPNPSYYR	Len : 1 CPN PSYCHOTHERAPEUTIC - PAST YEAR USE		
		Freq	Pct
	0 = Did not use in the past year (ALL SOURCE VARS = 0)	50497	91.37
	1 = Used within the past year (ANY SOURCE VAR = 1)	4771	8.63
CPNPSYMN	Len : 1 CPN PSYCHOTHERAPEUTIC - PAST MONTH USE		
		Freq	Pct
	0 = Did not use in the past month (ALL SOURCE VARS=0)	53313	96.46
	1 = Used within the past month (ANY SOURCE VAR=1)	1955	3.54
SMKMON	Len : 1 SMOKELESS TOBACCO - PAST MONTH USE		
		Freq	Pct
	0 = Did not use in the past month (IRSLTRC = 2-4,9)	52973	95.85
	1 = Used within the past month (IRSLTRC = 1)	2295	4.15
SUMYR	Len : 1 ANY ILLICIT DRUG - PAST YEAR USE		
		Freq	Pct
	0 = Did not use in past year (ALL SOURCE VARS = 0)	42470	76.84
	1 = Used in past year (ANY SOURCE VARIABLE = 1)	12798	23.16
CHWFLAG	Len : 1 CHEWING TOBACCO - EVER USED		
		Freq	Pct
	0 = Never Used (IRCHWRC = 9)	49269	89.15
	1 = Ever Used (IRCHWRC = 1-4)	5999	10.85
CHWYR	Len : 1 CHEWING TOBACCO - PAST YEAR USE		
		Freq	Pct
	0 = Did not use in the past year (IRCHWRC = 3,4,9)	53587	96.96
	1 = Used within the past year (IRCHWRC = 1,2)	1681	3.04
SUMMON	Len : 1 ANY ILLICIT DRUG - PAST MONTH USE		
		Freq	Pct
	0 = Did not use in past month (ALL SOURCE VARS = 0)	47967	86.79
	1 = Used in past month (ANY SOURCE VARIABLE = 1)	7301	13.21

RECODED DRUG USE

CHWMON	Len : 1 CHEWING TOBACCO - PAST MONTH USE		
		Freq	Pct
	0 = Did not use in the past month (IRCHWRC = 2-4,9)	54373	98.38
	1 = Used within the past month (IRCHWRC = 1).....	895	1.62

"Binge" Alcohol Use, BINGEDRK, is defined as drinking five or more drinks on the same occasion on at least 1 day in the past 30 days. For this variable, "occasion" means at the same time or within a couple hours of each other.

BINGEDRK	Len : 1 BINGE ALCOHOL USE PAST 30 DAYS		
		Freq	Pct
	0 = Never/No "Binge" alcohol use (IRALCD5 = 0,91,93)	41663	75.38
	1 = "Binge" alcohol use (IRALCD5 = 1-30).....	13605	24.62

Heavy Alcohol Use, HVYDRK2, is defined as drinking five or more drinks on the same occasion on each of 5 or more days in the past 30 days. For this variable, "occasion" means at the same time or within a couple hours of each other. All Heavy Alcohol Users are also "Binge" Alcohol Users.

HVYDRK2	Len : 1 HEAVY ALCOHOL USE PAST 30 DAYS		
		Freq	Pct
	0 = Never/No heavy alcohol use (IRALCD5 = 0-4,91,93)	51328	92.87
	1 = Heavy alcohol use (IRALCD5 = 5-30)	3940	7.13

SNFFLAG	Len : 1 SNUFF - EVER USED		
		Freq	Pct
	0 = Never used (IRSNFRC = 9)	47683	86.28
	1 = Ever used (IRSNFRC = 1-4)	7585	13.72

SNFYR	Len : 1 SNUFF - PAST YEAR USE		
		Freq	Pct
	0 = Did not use in the past year (IRSNFRC = 3,4,9).....	52238	94.52
	1 = Used within the past year (IRSNFRC = 1,2)	3030	5.48

CIGMDAYS	Len : 1 # OF DAYS USED CIGARETTES IN PAST MONTH		
		Freq	Pct
	1 = 1-2 Days (IRCIGFM=1-2).....	1567	2.84
	2 = 3-5 Days (IRCIGFM=3-5).....	1151	2.08
	3 = 6-19 Days (IRCIGFM=6-19).....	1665	3.01
	4 = 20-29 Days (IRCIGFM=20-29)	1463	2.65
	5 = 30 Days (IRCIGFM=30)	6703	12.13
	6 = Non User or No Past Month Use (IRCIGFM=91,93).....	42719	77.29

ALCMDAYS	Len : 1 # OF DAYS USED ALCOHOL IN PAST MONTH		
		Freq	Pct
	1 = 1-2 Days (IRALCFM=1-2)	7639	13.82
	2 = 3-5 Days (IRALCFM=3-5)	6879	12.45
	3 = 6-19 Days (IRALCFM=6-19)	7323	13.25
	4 = 20-30 Days (IRALCFM=20-30)	2648	4.79
	5 = Non User or No Past Month Use (IRALCFM=91,93)	30779	55.69

SNFMON	Len : 1 SNUFF - PAST MONTH USE		
		Freq	Pct
	0 = Did not use in the past month (IRSNFRC = 2-4,9).....	53285	96.41
	1 = Used within the past month (IRSNFRC = 1).....	1983	3.59

TOBFLAG	Len : 1 ANY TOBACCO - EVER USED		
		Freq	Pct
	0 = Never Used (ALL SOURCE VARIABLES = 0).....	24495	44.32
	1 = Ever Used (ANY SOURCE VARIABLE = 1)	30773	55.68

RECODED DRUG USE

MRJMDAYS	Len : 1 # OF DAYS USED MARIJUANA IN PAST MONTH		
		Freq	Pct
	1 = 1-2 Days (IRMJFM=1-2)	1340	2.42
	2 = 3-5 Days (IRMJFM=3-5)	962	1.74
	3 = 6-19 Days (IRMJFM=6-19)	1360	2.46
	4 = 20-30 Days (IRMJFM=20-30).....	2411	4.36
	5 = Non User or No Past Month Use (IRMJFM=91,93)	49195	89.01

The following variable, CIGAVGD, was defined as the midpoint of the range the respondent reported as the average number of cigarettes smoked per day on the days cigarettes were smoked in the past month (CIG30AV).

CIGAVGD	Len : 4 AVG NUMBER OF CIGARETTES SMOKED PER DAY		
		Freq	Pct
	. = Not Used/Unknown (Otherwise).....	42761	77.37
	0.5 = Less than 1 cigarette (CIG30AV=1)	1436	2.60
	1 = 1 cigarette (CIG30AV=2).....	1506	2.72
	3.5 = 2 to 5 cigarettes (CIG30AV=3)	3670	6.64
	10.5 = 6 to 15 cigarettes (CIG30AV=4)	3338	6.04
	20.5 = 16 to 25 cigarettes (CIG30AV=5)	1978	3.58
	30.5 = 26 to 35 cigarettes (CIG30AV=6)	419	0.76
	50 = More than 35 cigarettes (CIG30AV=7)	160	0.29

TOBYR	Len : 1 ANY TOBACCO - PAST YEAR USE		
		Freq	Pct
	0 = Not use pst yr (ALL SOURCE VARIABLES = 0)	36188	65.48
	1 = Used pst yr (ANY SOURCE VARIABLE = 1).....	19080	34.52

TOBMON	Len : 1 ANY TOBACCO - PAST MONTH USE		
		Freq	Pct
	0 = Did not use in pst month (ALL SOURCE VARS = 0)	40180	72.70
	1 = Used in past month (ANY SOURCE VAR = 1)	15088	27.30

The following variable, CIGAVGM, was defined as the product of the number of days a user smoked cigarettes in the past month (IRCIGFM) and the average number of cigarettes smoked per day on the days cigarettes were smoked in the past month (CIGAVGD).

CIGAVGM	Len : 6 NUMBER OF CIGARETTES SMOKED PER USER IN PAST MONTH		
		Freq	Pct
	RANGE = 0.5 - 1500.....	12507	22.63
	. = Not Used/Unknown (CIGAVGD=. or IRCIGFM=91,93).....	42761	77.37

The following variable, ALCAVGM, was defined as the product of the number of days a user consumed alcohol in the past month (IRALCFM) and the average number of drinks consumed per day on the days alcohol was used in the past month (NODR30A). A value of missing was assigned whenever a respondent said that they had not used alcohol in the past month (IRALCFM=91, 93 or NODR30A=991, 993) or the average number of drinks consumed per day on the days alcohol was used in the past month was unknown (NODR30A=985, 994, 997, 998) or logically assigned to 5 or more (NODR30A=975).

ALCAVGM	Len : 4 NUMBER OF ALC BEVS DRANK PER USER IN PAST MONTH		
		Freq	Pct
	RANGE = 1 - 2340.....	22813	41.28
	. = Not Used/Unknown (See comment above)	32455	58.72

ALCFLAG	Len : 1 ALCOHOL - EVER USED		
		Freq	Pct
	0 = Never used (IRALCRC = 9)	16500	29.85
	1 = Ever used (IRALCRC = 1-3).....	38768	70.15

MRJFLAG	Len : 1 MARIJUANA - EVER USED		
		Freq	Pct
	0 = Never used (IRMJRC = 9).....	33019	59.74
	1 = Ever used (IRMJRC = 1-3).....	22249	40.26

RECODED DRUG USE

COCFLAG	Len : 1 COCAINE - EVER USED		
	0 = Never used (IRCOCRC = 9).....	Freq	Pct
	1 = Ever used (IRCOCRC = 1-3).....	49259	89.13
		6009	10.87
COCYR	Len : 1 COCAINE - PAST YEAR USE		
	0 = Did not use in the past year (IRCOCRC = 3,9).....	Freq	Pct
	1 = Used within the past year (IRCOCRC = 1,2).....	54010	97.72
		1258	2.28
COCMON	Len : 1 COCAINE - PAST MONTH USE		
	0 = Did not use in the past month (IRCOCRC = 2-3,9).....	Freq	Pct
	1 = Used within the past month (IRCOCRC = 1).....	54905	99.34
		363	0.66
CRKFLAG	Len : 1 "CRACK" - EVER USED		
	0 = Never used (IRCRKRC = 9).....	Freq	Pct
	1 = Ever used (IRCRKRC = 1-3).....	53847	97.43
		1421	2.57
CRKYR	Len : 1 "CRACK" - PAST YEAR USE		
	0 = Did not use in the past year (IRCRKRC = 3,9).....	Freq	Pct
	1 = Used within the past year (IRCRKRC = 1,2).....	55085	99.67
		183	0.33
CRKMON	Len : 1 "CRACK" - PAST MONTH USE		
	0 = Did not use in the past month (IRCRKRC = 2-3,9).....	Freq	Pct
	1 = Used within the past month (IRCRKRC = 1).....	55208	99.89
		60	0.11
HERFLAG	Len : 1 HEROIN - EVER USED		
	0 = Never used (IRHERRC = 9).....	Freq	Pct
	1 = Ever used (IRHERRC = 1-3).....	54443	98.51
		825	1.49
HERYR	Len : 1 HEROIN - PAST YEAR USE		
	0 = Did not use in the past year (IRHERRC = 3,9).....	Freq	Pct
	1 = Used within the past year (IRHERRC = 1,2).....	55055	99.61
		213	0.39
HERMON	Len : 1 HEROIN - PAST MONTH USE		
	0 = Did not use in the past month (IRHERRC = 2-3,9).....	Freq	Pct
	1 = Used within the past month (IRHERRC = 1).....	55178	99.84
		90	0.16
HALFLAG	Len : 1 HALLUCINOGENS - EVER USED		
	0 = Never used (IRHALRC = 9).....	Freq	Pct
	1 = Ever used (IRHALRC = 1-3).....	47989	86.83
		7279	13.17
HALYR	Len : 1 HALLUCINOGENS - PAST YEAR USE		
	0 = Did not use in the past year (IRHALRC = 3,9).....	Freq	Pct
	1 = Used within the past year (IRHALRC = 1,2).....	53467	96.74
		1801	3.26
HALMON	Len : 1 HALLUCINOGENS - PAST MONTH USE		
	0 = Did not use in the past month (IRHALRC = 2-3,9).....	Freq	Pct
	1 = Used within the past month (IRHALRC = 1).....	54784	99.12
		484	0.88

RECODED DRUG USE

LSDFLAG	Len : 1 LSD - EVER USED		
	0 = Never used (IRLSDRC = 9)	Freq	Pct
	1 = Ever used (IRLSDRC = 1-3).....	51616	93.39
		3652	6.61
LSDYR	Len : 1 LSD - PAST YEAR USE		
	0 = Did not use in the past year (IRLSDRC = 3,9).....	Freq	Pct
	1 = Used within the past year (IRLSDRC = 1,2).....	54770	99.10
		498	0.90
LSDMON	Len : 1 LSD - PAST MONTH USE		
	0 = Did not use in the past month (IRLSDRC = 2-3,9).....	Freq	Pct
	1 = Used within the past month (IRLSDRC = 1).....	55168	99.82
		100	0.18
PCPFLAG	Len : 1 PCP - EVER USED		
	0 = Never used (IRPCPRC = 9)	Freq	Pct
	1 = Ever used (IRPCPRC = 1-3).....	54422	98.47
		846	1.53
PCPYR	Len : 1 PCP - PAST YEAR USE		
	0 = Did not use in the past year (IRPCPRC = 3,9)	Freq	Pct
	1 = Used within the past year (IRPCPRC = 1,2).....	55195	99.87
		73	0.13
PCPMON	Len : 1 PCP - PAST MONTH USE		
	0 = Did not use in the past month (IRPCPRC = 2-3,9).....	Freq	Pct
	1 = Used within the past month (IRPCPRC = 1).....	55252	99.97
		16	0.03
ECSFLAG	Len : 1 ECSTASY - EVER USED		
	0 = Never used (IRECSRC = 9)	Freq	Pct
	1 = Ever used (IRECSRC = 1-3).....	51224	92.68
		4044	7.32
ECSYR	Len : 1 ECSTASY - PAST YEAR USE		
	0 = Did not use in the past year (IRECSRC = 3,9)	Freq	Pct
	1 = Used within the past year (IRECSRC = 1,2).....	54204	98.07
		1064	1.93
ECSMON	Len : 1 ECSTASY - PAST MONTH USE		
	0 = Did not use in the past month (IRECSRC = 2-3,9).....	Freq	Pct
	1 = Used within the past month (IRECSRC = 1).....	55016	99.54
		252	0.46
INHFLAG	Len : 1 INHALANTS - EVER USED		
	0 = Never used (IRINHRC = 9)	Freq	Pct
	1 = Ever used (IRINHRC = 1-3).....	50649	91.64
		4619	8.36
INHYR	Len : 1 INHALANTS - PAST YEAR USE		
	0 = Did not use in the past year (IRINHRC = 3,9).....	Freq	Pct
	1 = Used within the past year (IRINHRC = 1,2).....	54496	98.60
		772	1.40
INHMON	Len : 1 INHALANTS - PAST MONTH USE		
	0 = Did not use in the past month (IRINHRC = 2-3,9).....	Freq	Pct
	1 = Used within the past month (IRINHRC = 1).....	55065	99.63
		203	0.37

RECODED DRUG USE

ANLFLAG	Len : 1 PAIN RELIEVERS - EVER USED		
	0 = Never used (IRANLRC = 9)	Freq	Pct
	1 = Ever used (IRANLRC = 1-3).....	46584	84.29
		8684	15.71
OXYFLAG	Len : 1 OXYCONTIN - EVER USED		
	0 = Never Used (IROXYRC = 9)	Freq	Pct
	1 = Ever Used (IROXYRC = 1-3)	53304	96.45
		1964	3.55
OXYR	Len : 1 OXYCONTIN - PAST YEAR USE		
	0 = Did not use in the past year (IROXYRC = 3,9)	Freq	Pct
	1 = Used within the past year (IROXYRC = 1,2).....	54730	99.03
		538	0.97
OXYMON	Len : 1 OXYCONTIN - PAST MONTH USE		
	0 = Did not use in the past month (IROXYRC = 2-3,9)	Freq	Pct
	1 = Used within the past month (IROXYRC = 1)	55123	99.74
		145	0.26
TRQFLAG	Len : 1 TRANQUILIZERS - EVER USED		
	0 = Never used (IRTRNRC = 9)	Freq	Pct
	1 = Ever used (IRTRNRC = 1-3)	50503	91.38
		4765	8.62
TRQYR	Len : 1 TRANQUILIZERS - PAST YEAR USE		
	0 = Did not use in the past year (IRTRNRC = 3,9)	Freq	Pct
	1 = Used within the past year (IRTRNRC = 1,2).....	53673	97.11
		1595	2.89
TRQMON	Len : 1 TRANQUILIZERS - PAST MONTH USE		
	0 = Did not use in the past month (IRTRNRC = 2-3,9)	Freq	Pct
	1 = Used within the past month (IRTRNRC = 1).....	54742	99.05
		526	0.95
STMFLAG	Len : 1 STIMULANTS - EVER USED		
	0 = Never used (IRSTMRC = 9)	Freq	Pct
	1 = Ever used (IRSTMRC = 1-3)	51625	93.41
		3643	6.59
STMYR	Len : 1 STIMULANTS - PAST YEAR USE		
	0 = Did not use in the past year (IRSTMRC = 3,9)	Freq	Pct
	1 = Used within the past year (IRSTMRC = 1,2).....	54225	98.11
		1043	1.89
STMMON	Len : 1 STIMULANTS - PAST MONTH USE		
	0 = Did not use in the past month (IRSTMRC = 2-3,9)	Freq	Pct
	1 = Used within the past month (IRSTMRC = 1).....	54913	99.36
		355	0.64

The following three variables (CPNSTMFG, CPNSTMYR, CPNSTMMN), like the preceding three variables (STMFLAG, STMYR, STMMON), report lifetime, past year, and past month stimulant use. However, whereas STMFLAG, STMYR, and STMMON used the core-only methamphetamine variables MTHFLAG, MTHYR, and MTHMON in their construction, these three variables use the core-plus-noncore methamphetamine variables CPNMTHFG, CPNMTHYR, and CPNMTHMN. For details on the core-plus-noncore methamphetamine variables, please see Appendix B.4.8 of the 2008 Summary of Findings Report. (NOTE: CPN is an abbreviation for Core-Plus-Noncore.)

CPNSTMFG	Len : 1 CPN STIMULANTS - EVER USED		
	0 = Never Used.....	Freq	Pct
	1 = Ever Used.....	51270	92.77
		3998	7.23

RECODED DRUG USE

CPNSTMYR	Len : 1 CPN STIMULANTS - PAST YEAR USE		
		Freq	Pct
	0 = Did not use in the past year	54162	98.00
	1 = Used within the past year.....	1106	2.00

CPNSTMMN	Len : 1 CPN STIMULANTS - PAST MONTH USE		
		Freq	Pct
	0 = Did not use in the past month	54882	99.30
	1 = Used within the past month.....	386	0.70

The following three variables (MTHFLAG, MTHYR, MTHMON), report recency of use for methamphetamine using only core data from the Stimulants module of the questionnaire, unlike the next three variables (CPNMTHFG, CPNMTHYR, CPNMTHMN), which use additional methamphetamine use data from the Special Drugs module. Methamphetamine use data were first added to the Special Drugs module in 2005, then were augmented in 2006 to include further clarifications. For details, please see Appendix B.4.8 of the Results from the 2008 NSDUH: National Findings Report.

MTHFLAG	Len : 1 METHAMPHETAMINE - EVER USED		
		Freq	Pct
	0 = Never Used (IRMTHRC = 9)	53823	97.39
	1 = Ever Used (IRMTHRC = 1-3)	1445	2.61

MTHYR	Len : 1 METHAMPHETAMINE - PAST YEAR USE		
		Freq	Pct
	0 = Did not use in the past year (IRMTHRC = 3,9)	55045	99.60
	1 = Used within the past year (IRMTHRC = 1,2)	223	0.40

MTHMON	Len : 1 METHAMPHETAMINE - PAST MONTH USE		
		Freq	Pct
	0 = Did not use in the past month (IRMTHRC = 2-3,9)	55184	99.85
	1 = Used within the past month (IRMTHRC = 1)	84	0.15

The following three variables (CPNMTHFG, CPNMTHYR, CPNMTHMN), like the preceding three variables (MTHFLAG, MTHYR, MTHMON), report lifetime, past year, and past month methamphetamine use. However, MTHFLAG, MTHYR, and MTHMON are based only on data from the methamphetamine questions in the stimulants section of the prescription drug module of the core questionnaire. In 2005 new methamphetamine items were added to the noncore Special Drugs module to capture methamphetamine users who failed to report the drug in the prescription stimulants module. These were augmented in 2006 to include clarifications. The new noncore Special Drugs items were used to construct the final CPNMTHFG, CPNMTHYR, and CPNMTHMN variables in 2011. For details, please see Appendix B.4.8 of the 2008 Summary of Findings Report. (NOTE: CPN is an abbreviation for Core-Plus-Noncore.)

CPNMTHFG	Len : 1 CPN METHAMPHETAMINE - EVER USED		
		Freq	Pct
	0 = Never Used.....	53373	96.57
	1 = Ever Used.....	1895	3.43

CPNMTHYR	Len : 1 CPN METHAMPHETAMINE - PAST YEAR USE		
		Freq	Pct
	0 = Did not use in the past year	54964	99.45
	1 = Used within the past year.....	304	0.55

CPNMTHMN	Len : 1 CPN METHAMPHETAMINE - PAST MONTH USE		
		Freq	Pct
	0 = Did not use in the past month	55156	99.80
	1 = Used within the past month.....	112	0.20

SEDFLAG	Len : 1 SEDATIVES - EVER USED		
		Freq	Pct
	0 = Never used (IRSEDRC = 9)	54351	98.34
	1 = Ever used (IRSEDRC = 1-3)	917	1.66

SEDYR	Len : 1 SEDATIVES - PAST YEAR USE		
		Freq	Pct
	0 = Did not use in the past year (IRSEDRC = 3,9)	55100	99.70
	1 = Used within the past year (IRSEDRC = 1,2).....	168	0.30

RECODED DRUG USE

SEDMON	Len : 1 SEDATIVES - PAST MONTH USE		
		Freq	Pct
	0 = Did not use in the past month (IRSEDRC = 2-3,9)	55202	99.88
	1 = Used within the past month (IRSEDRC = 1).....	66	0.12

PSYFLAG2	Len : 1 ANY PSYCHOTHERAPEUTICS - EVER USED		
		Freq	Pct
	0 = Never used (ALL SOURCE VARIABLES = 0)	44066	79.73
	1 = Ever used (ANY SOURCE VARIABLE = 1).....	11202	20.27

PSYR2	Len : 1 ANY PSYCHOTHERAPEUTICS - PAST YEAR USE		
		Freq	Pct
	0 = Did not use within past year (ALL SOURCE VARS = 0)	50527	91.42
	1 = Used in past year (ANY SOURCE VARIABLE = 1)	4741	8.58

PSYMON2	Len : 1 ANY PSYCHOTHERAPEUTICS - PAST MONTH USE		
		Freq	Pct
	0 = Did not use in past month (ALL SOURCE VARS = 0)	53334	96.50
	1 = Used in past month (ANY SOURCE VARIABLE = 1)	1934	3.50

The following two "any psychotherapeutics" variables were created by examination of the age and date of first use variables for sedatives, tranquilizers, stimulants, and analgesics.

PSYAGE2	Len : 3 ANY PSYCHOTHERAPEUTICS - AGE FIRST USE		
		Freq	Pct
	RANGE = 1 - 68.....	11202	20.27
	991 = NEVER USED	44066	79.73

PSYFU2	Len : 4 ANY PSYCHOTHERAPEUTICS - YEAR FIRST USE		
		Freq	Pct
	RANGE = 1935 - 2012.....	11202	20.27
	9999 = NEVER USED	44066	79.73

The following three variables (CPNPSYFG, CPNPSYR, CPNPSYMN), like the preceding three variables (PSYFLAG2, PSYR2, PSYMON2), report lifetime, past year, and past month psychotherapeutic use. However, whereas PSYFLAG2, PSYR2, and PSYMON2 use only core data, CPNPSYFG, CPNPSYR, CPNPSYMN use core plus noncore data.

CPNPSYFG	Len : 1 CPN PSYCHOTHERAPEUTIC - EVER USED		
		Freq	Pct
	0 = Never Used (ALL SOURCE VARS = 0).....	43924	79.47
	1 = Ever Used (ANY SOURCE VARIABLE = 1)	11344	20.53

SUMFLAG	Len : 1 ANY ILLICIT DRUG - EVER USED		
		Freq	Pct
	0 = Never used (ALL SOURCE VARIABLES = 0)	29758	53.84
	1 = Ever used (ANY SOURCE VARIABLE = 1).....	25510	46.16

The following two "any illicit drug" variables were created by examination of the age and date of first use variables for hallucinogens, heroin, marijuana, cocaine, inhalants, sedatives, tranquilizers, stimulants, and analgesics.

SUMAGE	Len : 3 ANY ILLICIT DRUG - AGE FIRST USE		
		Freq	Pct
	RANGE = 1 - 69.....	25510	46.16
	991 = NEVER USED	29758	53.84

SUMFU	Len : 4 ANY ILLICIT DRUG - YEAR FIRST USE		
		Freq	Pct
	RANGE = 1933 - 2012.....	25510	46.16
	9999 = NEVER USED	29758	53.84

RECODED DRUG USE

MJOFLAG	Len : 1 MARIJUANA ONLY - EVER USED		
	0 = Never used MJ/has used both MJ & anothr illct drug.....	Freq	Pct
	1 = Marijuana is only (illicit) drug ever used	45516	82.36
		9752	17.64
MJOYR2	Len : 1 MARIJUANA ONLY - PAST YEAR USE		
	0 = MJ not used past yr/Used MJ & othr drug past yr.....	Freq	Pct
	1 = Marijuana is only (illicit) drug in past year.....	48803	88.30
		6465	11.70
MJOMON2	Len : 1 MARIJUANA ONLY - PAST MONTH USE		
	0 = MJ not used past mnth/Used MJ & othr drug past mo.....	Freq	Pct
	1 = Marijuana only (illicit) drug in past month	50541	91.45
		4727	8.55
IEMFLAG	Len : 1 ILLICIT DRUG OTHER THAN MARIJUANA - EVER USED		
	0 = Never used drug/used only marijuana.....	Freq	Pct
	1 = Illicit drug except for marijuana are ever used	39510	71.49
		15758	28.51
IEMYR	Len : 1 ILLICIT DRUG OTHER THAN MARIJUANA - PAST YEAR USED		
	0 = Never used drug/used only marijuana past year	Freq	Pct
	1 = Illicit drug except for marijuana used past year.....	48935	88.54
		6333	11.46
IEMMON	Len : 1 ILLICIT DRUG OTHER THAN MARIJUANA-PAST MONTH USED		
	0 = Never used drug/used only marijuana past month	Freq	Pct
	1 = Illicit drug except for marijuana used past month.....	52694	95.34
		2574	4.66
The following two "any illicit drug except for marijuana" variables were created by examination of the age and date of first use variables for inhalants, hallucinogens, cocaine, heroin, and "any psychotherapeutics."			
IEMAGE	Len : 3 ILLICIT DRUG EXCEPT FOR MARIJUANA - AGE FIRST USE		
	RANGE = 1 - 68.....	Freq	Pct
	991 = NEVER USED	15758	28.51
		39510	71.49
IEMYFU	Len : 4 ILLICIT DRUG OTHER THAN MARIJUANA - YEAR FIRST USE		
	RANGE = 1933 - 2012.....	Freq	Pct
	9999 = NEVER USED	15758	28.51
		39510	71.49
CDUFLAG	Len : 1 CIGARETTES DAILY - EVER USED		
	0 = Never Used/Never Used Daily (Otherwise)	Freq	Pct
	1 = Ever Used (IRCDUAGE=1-81).....	41182	74.51
		14086	25.49
DCIGMON	Len : 1 PAST MONTH DAILY CIGARETTE USE		
	0 = Did Not Use Daily in Past Mon (IRCIGFM=1-29,91,93).....	Freq	Pct
	1 = Used Daily in the Past Month (IRCIGFM=30).....	48565	87.87
		6703	12.13
CDCGMO	Len : 1 EVER USED CIG DAILY AND PAST MONTH CIG USE		
	0 = No (Otherwise).....	Freq	Pct
	1 = Yes (CDUFLAG=1 and CIGMON=1).....	45834	82.93
		9434	17.07
CDNOCGMO	Len : 1 EVER USED CIG DAILY AND NO PAST MONTH CIG USE		
	0 = No (Otherwise).....	Freq	Pct
	1 = Yes (CDUFLAG=1 and CIGMON=0).....	50616	91.58
		4652	8.42

RECODED DRUG USE

CIGALCMO	Len : 1 PAST MONTH CIGARETTE/ALCOHOL USE		
		Freq	Pct
	1 = Past Mon Use of Cig & Alc (CIGMON=1 & ALCMON=1).....	8691	15.73
	2 = Past Mon Use of Cig & No Alc (CIGMON=1 & ALCMON=0)	3858	6.98
	3 = Past Mon Use of Alc & No Cig (CIGMON=0 & ALCMON=1)	15798	28.58
	4 = No Past Mon Use of Cig/Alc (CIGMON=0 & ALCMON=0).....	26921	48.71

The following variable, BINGEHVY, was created by examination of past month binge alcohol use (BINGEDRK), past month heavy alcohol use (HVYDRK2), and past month alcohol use (ALCMON). To be considered a past month "binge" or heavy alcohol user, a respondent must have used alcohol in the past month. Further, to be a past month heavy alcohol user, a respondent must also be a past month "binge" alcohol user.

BINGEHVY	Len : 1 LEVEL OF ALCOHOL USE IN PAST MONTH		
		Freq	Pct
	1 = Heavy Alcohol Use (HVYDRK2=1).....	3940	7.13
	2 = "Binge" But Not Heavy Use (BINGEDRK=1 & HVYDRK2=0)	9665	17.49
	3 = Past Month But Not "Binge" (ALCMON=1 & BINGEDRK=0)	10884	19.69
	4 = Did Not Use Alcohol in Past Month (All source=0).....	30779	55.69

ILTOALMN	Len : 1 ILLICIT DRUG, TOBACCO PRD, OR ALC PAST MONTH USE		
		Freq	Pct
	0 = No Drug, Tob, or Alc Past Mon Use (Otherwise).....	25336	45.84
	1 = Drg/Tob or Alc PM Use(SUMMON, TOBMON or ALCMON=1)	29932	54.16

ILALMON	Len : 1 ILLICIT DRUG OR ALCOHOL PAST MONTH USE		
		Freq	Pct
	0 = No Drug or Alc Past Mon Use (Otherwise).....	28957	52.39
	1 = Drug or Alc Past Mon Use (SUMMON=1 or ALCMON=1)	26311	47.61

TOBALCMN	Len : 1 TOBACCO PRODUCT OR ALCOHOL PAST MONTH USE		
		Freq	Pct
	0 = No Tob or Alc Past Mon Use (Otherwise).....	26250	47.50
	1 = Tob or Alc Past Mon Use (TOBMON=1 or ALCMON=1)	29018	52.50

NILALMON	Len : 1 NO ILLICIT DRUG OR ALCOHOL USE IN THE PAST 30 DAYS		
		Freq	Pct
	0 = Alc or Drg Use (Otherwise).....	26311	47.61
	1 = No Alc or Drg Use (ALCMON=0 & SUMMON=0)	28957	52.39

PEYOTE2	Len : 1 EVER USED PEYOTE		
		Freq	Pct
	0 = No/Unknown (Otherwise).....	54579	98.75
	1 = Yes (PEYOTE=1,3).....	689	1.25

MESC2	Len : 1 EVER USED MESCALINE		
		Freq	Pct
	0 = No/Unknown (Otherwise).....	54393	98.42
	1 = Yes (MESC=1,3).....	875	1.58

PSILCY2	Len : 1 EVER USED PSILOCYBIN (MUSHROOMS)		
		Freq	Pct
	0 = No/Unknown (Otherwise).....	51187	92.62
	1 = Yes (PSILCY=1,3)	4081	7.38

AMYLNIT2	Len : 1 EVER INHALED AMYL NITRITE, "POPPERS", RUSH, ETC.		
		Freq	Pct
	0 = No/Unknown (Otherwise).....	54214	98.09
	1 = Yes (AMYLNIT=1,3).....	1054	1.91

CLEFLU2	Len : 1 EVER INHALED CORRECTION FLUID, DEGREASER, ETC.		
		Freq	Pct
	0 = No/Unknown (Otherwise).....	54808	99.17
	1 = Yes (CLEFLU=1,3)	460	0.83

RECODED DRUG USE

GAS2	Len : 1 EVER INHALED GASOLINE OR LIGHTER FLUID		
	0 = No/Unknown (Otherwise).....	Freq	Pct
	1 = Yes (GAS=1,3).....	54355	98.35
		913	1.65
GLUE2	Len : 1 EVER INHALED GLUE, SHOE POLISH, OR TOLUENE		
	0 = No/Unknown (Otherwise).....	Freq	Pct
	1 = Yes (GLUE=1,3).....	54391	98.41
		877	1.59
ETHER2	Len : 1 EVER INHALED HALOTHANE, ETHER, OR OTHER ANESTHETIC		
	0 = No/Unknown (Otherwise).....	Freq	Pct
	1 = Yes (ETHER=1,3).....	55073	99.65
		195	0.35
SOLVENT2	Len : 1 EVER INHALED LACQUER THINNER, OTHER PAINT SOLVENTS		
	0 = No/Unknown (Otherwise).....	Freq	Pct
	1 = Yes (SOLVENT=1,3).....	54822	99.19
		446	0.81
LGAS2	Len : 1 EVER INHALED LIGHTER GASES (BUTANE, PROPANE)		
	0 = No/Unknown (Otherwise).....	Freq	Pct
	1 = Yes (LGAS=1,3).....	55037	99.58
		231	0.42
NITOXID2	Len : 1 EVER INHALED NITROUS OXIDE OR "WHIPPITS"		
	0 = No/Unknown (Otherwise).....	Freq	Pct
	1 = Yes (NITOXID=1,3).....	52918	95.75
		2350	4.25
SPPAINT2	Len : 1 EVER INHALED SPRAY PAINTS		
	0 = No/Unknown (Otherwise).....	Freq	Pct
	1 = Yes (SPPAINT=1,3).....	54602	98.79
		666	1.21
AEROS2	Len : 1 EVER INHALED OTHER AEROSOL SPRAYS		
	0 = No/Unknown (Otherwise).....	Freq	Pct
	1 = Yes (AEROS=1,3).....	54557	98.71
		711	1.29
DARVTYL2	Len : 1 EVER USED DARVOCET, DARVON, TYLENOL W/CODEINE		
	0 = No/Unknown (Otherwise).....	Freq	Pct
	1 = Yes (DARVTYLC=1,3).....	51549	93.27
		3719	6.73
PERCTYL2	Len : 1 EVER USED PERCOCET, PERCODAN, TYLOX		
	0 = No/Unknown (Otherwise).....	Freq	Pct
	1 = Yes (PERCTYLX=1,3).....	51987	94.06
		3281	5.94
VICOLOR2	Len : 1 EVER USED VICODIN, LORTAB, LORCET		
	0 = No/Unknown (Otherwise).....	Freq	Pct
	1 = Yes (VICOLOR=1,3).....	49684	89.90
		5584	10.10
CODEINE2	Len : 1 EVER USED CODEINE		
	0 = No/Unknown (Otherwise).....	Freq	Pct
	1 = Yes (ANLCARD and CODEINE=1,3).....	53566	96.92
		1702	3.08

RECODED DRUG USE

DEMEROL2	Len : 1	EVER USED DEMEROL		
			Freq	Pct
	0 = No/Unknown (Otherwise).....		54909	99.35
	1 = Yes (ANLCARD and DEMEROL=1,3).....		359	0.65
DILAUD2	Len : 1	EVER USED DILAUDID		
			Freq	Pct
	0 = No/Unknown (Otherwise).....		54911	99.35
	1 = Yes (ANLCARD and DILAUD=1,3).....		357	0.65
FIORICT2	Len : 1	EVER USED FIORICET		
			Freq	Pct
	0 = No/Unknown (Otherwise).....		55196	99.87
	1 = Yes (ANLCARD and FIORICET=1,3).....		72	0.13
FIORINL2	Len : 1	EVER USED FIORINAL		
			Freq	Pct
	0 = No/Unknown (Otherwise).....		55221	99.91
	1 = Yes (ANLCARD and FIORINAL=1,3).....		47	0.09
HYDROCD2	Len : 1	EVER USED HYDROCODONE		
			Freq	Pct
	0 = No/Unknown (Otherwise).....		52414	94.84
	1 = Yes (ANLCARD and HYDROCOD=1,3).....		2854	5.16
METHDON2	Len : 1	EVER USED METHADONE		
			Freq	Pct
	0 = No/Unknown (Otherwise).....		54553	98.71
	1 = Yes (ANLCARD and METHDON=1,3).....		715	1.29
MORPHIN2	Len : 1	EVER USED MORPHINE		
			Freq	Pct
	0 = No/Unknown (Otherwise).....		54208	98.08
	1 = Yes (ANLCARD and MORPHINE=1,3).....		1060	1.92
PHENCOD2	Len : 1	EVER USED PHENAPHEN WITH CODEINE		
			Freq	Pct
	0 = No/Unknown (Otherwise).....		55089	99.68
	1 = Yes (ANLCARD and PHENCOD=1,3).....		179	0.32
PROPOXY2	Len : 1	EVER USED PROPOXYPHENE		
			Freq	Pct
	0 = No/Unknown (Otherwise).....		55200	99.88
	1 = Yes (ANLCARD and PROPOXY=1,3).....		68	0.12
SK65A2	Len : 1	EVER USED SK65		
			Freq	Pct
	0 = No/Unknown (Otherwise).....		55241	99.95
	1 = Yes (ANLCARD and SK65A=1,3).....		27	0.05
STADOL2	Len : 1	EVER USED STADOL		
			Freq	Pct
	0 = No/Unknown (Otherwise).....		55246	99.96
	1 = Yes (ANLCARD and STADOL=1,3).....		22	0.04
TALACEN2	Len : 1	EVER USED TALACEN		
			Freq	Pct
	0 = No/Unknown (Otherwise).....		55250	99.97
	1 = Yes (ANLCARD and TALACEN=1,3).....		18	0.03

RECODED DRUG USE

TALWIN2	Len : 1 EVER USED TALWIN		
		Freq	Pct
	0 = No/Unknown (Otherwise).....	55222	99.92
	1 = Yes (ANLCARD and TALWIN=1,3).....	46	0.08

TALWINX2	Len : 1 EVER USED TALWIN NX		
		Freq	Pct
	0 = No/Unknown (Otherwise).....	55245	99.96
	1 = Yes (ANLCARD and TALWINNX=1,3).....	23	0.04

TRAMADL2	Len : 1 EVER USED TRAMADOL		
		Freq	Pct
	0 = No/Unknown (Otherwise).....	54494	98.60
	1 = Yes (ANLCARD and TRAMADOL=1,3).....	774	1.40

ULTRAM2	Len : 1 EVER USED ULTRAM		
		Freq	Pct
	0 = No/Unknown (Otherwise).....	54975	99.47
	1 = Yes (ANLCARD and ULTRAM=1,3).....	293	0.53

OTHANL	Len : 1 EVER USED OTHER PAIN RELIEVERS		
		Freq	Pct
	0 = No/Unknown (Otherwise).....	50405	91.20
	1 = Yes (ANLCARD or ANLNOLST=1,3).....	4863	8.80

The following variable, PROCODNP, was assigned a positive response if a respondent indicated ever using darvocet, darvon, or tylenol with codeine (DARVTYL2=1), codeine (CODEINE2=1), phenaphen with codeine (PHENCOD2=1), propoxyphene (PROPOXY2=1), SK-65 (SK65A2=1), or other-specify drug responses that are not asked about explicitly in the Pain Relievers module but fall into this category (ANALNEWA, ANALNEWB, ANALNEWC, ANALNEWD, or ANALNEWE in(402, 404, 439, 444, 453, 455, 480, 4031, 4038, 4053, 4062, 4078, 4093, 4095, 4101, 4103, 4113, 4116, 4126, 4127, 8293)).

PROCODNP	Len : 1 PROPOXYPHENE/CODEINE PRODUCTS		
		Freq	Pct
	0 = No/Unknown (Otherwise).....	50920	92.13
	1 = Yes (See comment above).....	4348	7.87

The following variable, OXYCODP2, is similar to the variable OXYCODOP which was created in previous NSDUHs. The only difference is the use of the imputed variable OXYFLAG instead of the edited variable OXYCONT2 in determining lifetime use of OxyContin. OXYCODP2 was assigned a positive response if a respondent indicated ever using percocet, percodan or tylox (PERCTYL2=1), OxyContin (OXYFLAG=1), or other-specify drug responses that are not asked about explicitly in the Pain Relievers module but fall into this category (ANALNEWA, ANALNEWB, ANALNEWC, ANALNEWD, or ANALNEWE in (4046, 4047, 4052, 4065, 4068, 4072, 4117)).

OXYCODP2	Len : 1 OXYCODONE PRODUCTS		
		Freq	Pct
	0 = No/Unknown (Otherwise).....	51331	92.88
	1 = Yes (See comment above).....	3937	7.12

The following variable, HYDCODOP, was assigned a positive response if a respondent indicated ever using vicodin, lortab, or lorcet (VICOLOR2=1), hydrocodone (HYDROCD2=1), or other-specify drug responses that are not asked about explicitly in the Pain Relievers module but fall into this category (ANALNEWA, ANALNEWB, ANALNEWC, ANALNEWD, or ANALNEWE in (4033, 4036, 4097, 4125)).

HYDCODOP	Len : 1 HYDROCODONE PRODUCTS		
		Freq	Pct
	0 = No/Unknown (Otherwise).....	49159	88.95
	1 = Yes (See comment above).....	6109	11.05

RECODED DRUG USE

The following variable, TRAMADP, was assigned a positive response if a respondent indicated ever using tramadol (TRAMADL2=1), ultram (ULTRAM2=1), or other-specify drug responses that are not asked about explicitly in the Pain Relievers module but fall into this category (ANALNEWA, ANALNEWB, ANALNEWC, ANALNEWD, or ANALNEWE in (4083, 4133)).

TRAMADP	Len : 1 TRAMADOL PRODUCTS		
	0 = No/Unknown (Otherwise).....	Freq	Pct
	1 = Yes (See comment above).....	54396	98.42
		872	1.58
KLONOP12	Len : 1 EVER USED KLONOPIN OR CLONAZEPAM		
	0 = No/Unknown (Otherwise).....	Freq	Pct
	1 = Yes (KLONOPIN=1,3).....	53716	97.19
		1552	2.81
XNAXATV2	Len : 1 EVER USED XANAX, ALPRAZOLAM, ATIVAN		
	0 = No/Unknown (Otherwise).....	Freq	Pct
	1 = Yes (XNAXATVN=1,3).....	51735	93.61
		3533	6.39
VALMDIA2	Len : 1 EVER USED VALIUM OR DIAZEPAM		
	0 = No/Unknown (Otherwise).....	Freq	Pct
	1 = Yes (VALMDIAZ=1,3).....	53029	95.95
		2239	4.05
ATARAX2	Len : 1 EVER USED ATARAX		
	0 = No/Unknown (Otherwise).....	Freq	Pct
	1 = Yes (TRNCARD and ATARAX=1,3).....	55209	99.89
		59	0.11
BUSPAR2	Len : 1 EVER USED BUSPAR		
	0 = No/Unknown (Otherwise).....	Freq	Pct
	1 = Yes (TRNCARD and BUSPAR=1,3).....	55089	99.68
		179	0.32
EQUANIL2	Len : 1 EVER USED EQUANIL		
	0 = No/Unknown (Otherwise).....	Freq	Pct
	1 = Yes (TRNCARD and EQUANIL=1,3).....	55253	99.97
		15	0.03
FLEXERL2	Len : 1 EVER USED FLEXERIL		
	0 = No/Unknown (Otherwise).....	Freq	Pct
	1 = Yes (TRNCARD and FLEXERIL=1,3).....	54597	98.79
		671	1.21
LIBRIUM2	Len : 1 EVER USED LIBRIUM		
	0 = No/Unknown (Otherwise).....	Freq	Pct
	1 = Yes (TRNCARD and LIBRIUM=1,3).....	55194	99.87
		74	0.13
LIMBTRL2	Len : 1 EVER USED LIMBITROL		
	0 = No/Unknown (Otherwise).....	Freq	Pct
	1 = Yes (TRNCARD and LIMBTROL=1,3).....	55246	99.96
		22	0.04
MEPROB2	Len : 1 EVER USED MEPROBAMATE		
	0 = No/Unknown (Otherwise).....	Freq	Pct
	1 = Yes (TRNCARD and MEPROB=1,3).....	55236	99.94
		32	0.06

RECODED DRUG USE

MILTOWN2	Len : 1 EVER USED MILTOWN		
	0 = No/Unknown (Otherwise).....	Freq	Pct
	1 = Yes (TRNCARD and MILTOWN=1,3).....	55247	99.96
		21	0.04
ROHYPNL2	Len : 1 EVER USED ROHYPNOL		
	0 = No/Unknown (Otherwise).....	Freq	Pct
	1 = Yes (TRNCARD and ROHYPNOL=1,3).....	55200	99.88
		68	0.12
SERAX2	Len : 1 EVER USED SERAX		
	0 = No/Unknown (Otherwise).....	Freq	Pct
	1 = Yes (TRNCARD and SERAX=1,3).....	55248	99.96
		20	0.04
SOMA2	Len : 1 EVER USED SOMA		
	0 = No/Unknown (Otherwise).....	Freq	Pct
	1 = Yes (TRNCARD and SOMA=1,3).....	54512	98.63
		756	1.37
TRANXEN2	Len : 1 EVER USED TRANXENE		
	0 = No/Unknown (Otherwise).....	Freq	Pct
	1 = Yes (TRNCARD and TRANXENE=1,3).....	55246	99.96
		22	0.04
VISTAR2	Len : 1 EVER USED VISTARIL		
	0 = No/Unknown (Otherwise).....	Freq	Pct
	1 = Yes (TRNCARD and VISTAR=1,3).....	55189	99.86
		79	0.14
OTHTRN	Len : 1 EVER USED OTHER TRANQUILIZERS		
	0 = No/Unknown (Otherwise).....	Freq	Pct
	1 = Yes (TRNCARD or TRNOLST=1,3).....	53752	97.26
		1516	2.74

The following variable, BENZOS, was assigned a positive response if a respondent indicated ever using klonopin or clonazepam (KLONOPI2=1), xanax, alprazolam, ativan, or lorazepam (XNAXATV2=1), valium or diazepam (VALMDIA2=1), librium (LIBRIUM2=1), limbitrol (LIMBTRL2=1), rohypnol (ROHYPNL2=1), serax (SERAX2=1), tranxene (TRANXEN2=1), or other-specify drug responses that are not asked about explicitly in the Tranquilizers module but fall into this category (TRNEWA, TRNEWB, TRNEWC, TRNEWD, or TRNEWE in (208, 210, 237, 266, 278, 296, 299, 2004, 2022)).

BENZOS	Len : 1 BENZODIAZEPINE PRODUCTS		
	0 = No/Unknown (Otherwise).....	Freq	Pct
	1 = Yes (See comment above).....	50761	91.85
		4507	8.15

The following variable, MEPROBPD, was assigned a positive response if a respondent indicated ever using equanil (EQUANIL2=1), meproamate (MEPROB2=1), or miltown (MILTOWN2=1), or other-specify drug responses that are not asked about explicitly in the Tranquilizers module but fall into this category (TRNEWA, TRNEWB, TRNEWC, TRNEWD, or TRNEWE in (212, 214, 242)).

MEPROBPD	Len : 1 MEPROBAMATE PRODUCTS		
	0 = No/Unknown (Otherwise).....	Freq	Pct
	1 = Yes (See comment above).....	55217	99.91
		51	0.09

The following variable, MUSCRELX, was assigned a positive response if a respondent indicated ever using flexeril (FLEXERL2=1), soma (SOMA2=1), or other-specify drug responses that are not asked about explicitly in the Tranquilizers module but fall into this category (TRNEWA, TRNEWB, TRNEWC, TRNEWD, or TRNEWE in (223, 288, 290, 462, 2002, 2006, 2014, 2015, 4086)).

MUSCRELX	Len : 1 MUSCLE RELAXANTS		
	0 = No/Unknown (Otherwise).....	Freq	Pct
	1 = Yes (See comment above).....	54120	97.92
		1148	2.08

RECODED DRUG USE

METHDES2	Len : 1 EVER USED METHAMPHETAMINE, DESOXYN, OR METHEDRINE		
	0 = No/Unknown (Otherwise).....	Freq	Pct
	1 = Yes (METHDES=1,3).....	53825	97.39
		1443	2.61
DIETPIL2	Len : 1 EVER USED DIET PILLS		
	0 = No/Unknown (Otherwise).....	Freq	Pct
	1 = Yes (DIETPILS=1,3).....	54245	98.15
		1023	1.85
RITMPHE2	Len : 1 EVER USED RITALIN/METHYLPHENIDATE		
	0 = No/Unknown (Otherwise).....	Freq	Pct
	1 = Yes (RITMPHEN=1,3).....	53643	97.06
		1625	2.94
CYLERT2	Len : 1 EVER USED CYLERT		
	0 = No/Unknown (Otherwise).....	Freq	Pct
	1 = Yes (STMCARD and CYLERT=1,3).....	55238	99.95
		30	0.05
DEXED2	Len : 1 EVER USED DEXEDRINE		
	0 = No/Unknown (Otherwise).....	Freq	Pct
	1 = Yes (STMCARD and DEXED=1,3).....	55067	99.64
		201	0.36
DETAMP2	Len : 1 EVER USED DEXTROAMPHETAMINE		
	0 = No/Unknown (Otherwise).....	Freq	Pct
	1 = Yes (STMCARD and DETAMP=1,3).....	55090	99.68
		178	0.32
DIDREX2	Len : 1 EVER USED DIDREX		
	0 = No/Unknown (Otherwise).....	Freq	Pct
	1 = Yes (STMCARD and DIDREX=1,3).....	55246	99.96
		22	0.04
ESKAT2	Len : 1 EVER USED ESKATROL		
	0 = No/Unknown (Otherwise).....	Freq	Pct
	1 = Yes (STMCARD and ESKAT=1,3).....	55247	99.96
		21	0.04
IONAMIN2	Len : 1 EVER USED IONAMIN		
	0 = No/Unknown (Otherwise).....	Freq	Pct
	1 = Yes (STMCARD and IONAMIN=1,3).....	55245	99.96
		23	0.04
MAZANOR2	Len : 1 EVER USED MAZANOR		
	0 = No/Unknown (Otherwise).....	Freq	Pct
	1 = Yes (STMCARD and MAZANOR=1,3).....	55254	99.97
		14	0.03
OBLA2	Len : 1 EVER USED OBEDRIN-LA		
	0 = No/Unknown (Otherwise).....	Freq	Pct
	1 = Yes (STMCARD and OBLA=1,3).....	55261	99.99
		7	0.01
PLEGINE2	Len : 1 EVER USED PLEGINE		
	0 = No/Unknown (Otherwise).....	Freq	Pct
	1 = Yes (STMCARD and PLEGINE=1,3).....	55259	99.98
		9	0.02

RECODED DRUG USE

PRELUDN2	Len : 1 EVER USED PRELUDIN		
	0 = No/Unknown (Otherwise).....	Freq	Pct
	1 = Yes (STMCARD and PRELUDIN=1,3).....	55228	99.93
		40	0.07

SANOREX2	Len : 1 EVER USED SANOREX		
	0 = No/Unknown (Otherwise).....	Freq	Pct
	1 = Yes (STMCARD and SANOREX=1,3).....	55247	99.96
		21	0.04

TENUATE2	Len : 1 EVER USED TENUATE		
	0 = No/Unknown (Otherwise).....	Freq	Pct
	1 = Yes (STMCARD and TENUATE=1,3).....	55250	99.97
		18	0.03

OTHSTM	Len : 1 EVER USED OTHER STIMULANTS		
	0 = No/Unknown (Otherwise).....	Freq	Pct
	1 = Yes (STMCARD or STMNOLST=1,3).....	54114	97.91
		1154	2.09

The following variable, AMDXPHEN, was assigned a positive response if a respondent indicated ever using prescription diet pills (DIETPIL2=1), dexedrine (DEXED2=1), dextroamphetamine (DETAMP2=1), ionamin (IONAMIN2=1), or other-specify drug responses that are not asked about explicitly in the Stimulants module but fall into this category (STIMNEWA, STIMNEWB, STIMNEWC, STIMNEWD, or STIMNEWE in (302, 308, 309, 356, 366, 3015, 3023, 3041, 3067, 3069, 3070, 3086, 3097, 3111)).

AMDXPHEN	Len : 1 AMPHETAMINE, DEXTROAMPHETAMINE, & PHENTERMINE PROD		
	0 = No/Unknown (Otherwise).....	Freq	Pct
	1 = Yes (See comment above).....	53596	96.97
		1672	3.03

The following variable, MAZINDOL, was assigned a positive response if a respondent indicated ever using mazanor (MAZANOR2=1), sanorex (SANOREX2=1), or other-specify drug responses that are not asked about explicitly in the Stimulants module but fall into this category (STIMNEWA, STIMNEWB, STIMNEWC, STIMNEWD, or STIMNEWE in (317)).

MAZINDOL	Len : 1 MAZINDOL PRODUCTS		
	0 = No/Unknown (Otherwise).....	Freq	Pct
	1 = Yes (See comment above).....	55237	99.94
		31	0.06

The following variable, METHDEXM, was assigned a positive response if a respondent indicated ever using ritalin (RITMPHE2=1) or other-specify drug responses that are not asked about explicitly in the Stimulants module but fall into this category (STIMNEWA, STIMNEWB, STIMNEWC, STIMNEWD, or STIMNEWE in (3077, 3092, 3094, 3102, 3112, 3114, 3124)).

METHDEXM	Len : 1 METHYLPHENIDATE/DEXMETHYLPHENIDATE PRODUCTS		
	0 = No/Unknown (Otherwise).....	Freq	Pct
	1 = Yes (See comment above).....	53628	97.03
		1640	2.97

METHAQ2	Len : 1 EVER USED METHAQUALONE, SOPOR, QUALLUDE		
	0 = No/Unknown (Otherwise).....	Freq	Pct
	1 = Yes (METHAQ=1,3).....	54856	99.25
		412	0.75

NEMBBAR2	Len : 1 EVER USED BARBITURATES		
	0 = No/Unknown (Otherwise).....	Freq	Pct
	1 = Yes (NEMBBARB=1,3).....	55085	99.67
		183	0.33

RESTTMA2	Len : 1 EVER USED RESTORIL OR TEMAZEPAM		
	0 = No/Unknown (Otherwise).....	Freq	Pct
	1 = Yes (RESTTMAZ=1,3).....	55061	99.63
		207	0.37

RECODED DRUG USE

AMYTAL2	Len : 1 EVER USED AMYTAL		
	0 = No/Unknown (Otherwise).....	Freq	Pct
	1 = Yes (SEDCARD and AMYTAL=1,3).....	55241	99.95
		27	0.05
BUTISOL2	Len : 1 EVER USED BUTISOL		
	0 = No/Unknown (Otherwise).....	Freq	Pct
	1 = Yes (SEDCARD and BUTISOL=1,3).....	55249	99.97
		19	0.03
CHHYD2	Len : 1 EVER USED CHLORAL HYDRATE		
	0 = No/Unknown (Otherwise).....	Freq	Pct
	1 = Yes (SEDCARD and CHHYD=1,3).....	55251	99.97
		17	0.03
DALMANE2	Len : 1 EVER USED DALMANE		
	0 = No/Unknown (Otherwise).....	Freq	Pct
	1 = Yes (SEDCARD and DALMANE=1,3).....	55238	99.95
		30	0.05
HALCION2	Len : 1 EVER USED HALCION		
	0 = No/Unknown (Otherwise).....	Freq	Pct
	1 = Yes (SEDCARD and HALCION=1,3).....	55216	99.91
		52	0.09
PHENOBR2	Len : 1 EVER USED PHENOBARBITAL		
	0 = No/Unknown (Otherwise).....	Freq	Pct
	1 = Yes (SEDCARD and PHENOBAR=1,3).....	55171	99.82
		97	0.18
PLACIDY2	Len : 1 EVER USED PLACIDYL		
	0 = No/Unknown (Otherwise).....	Freq	Pct
	1 = Yes (SEDCARD and PLACIDYL=1,3).....	55222	99.92
		46	0.08
TUINAL2	Len : 1 EVER USED TUINAL		
	0 = No/Unknown (Otherwise).....	Freq	Pct
	1 = Yes (SEDCARD and TUINAL=1,3).....	55204	99.88
		64	0.12
OTHSED	Len : 1 EVER USED OTHER SEDATIVES		
	0 = No/Unknown (Otherwise).....	Freq	Pct
	1 = Yes (SEDCARD or SEDNOLST=1,3).....	54812	99.17
		456	0.83
RTDALHAL	Len : 1 TEMAZEPAM, FLURAZEPAM, OR TRIAZOLAM		
	0 = No/Unknown (Otherwise).....	Freq	Pct
	1 = Yes (RETTMA2=1 or DALMANE2=1 or HALCION2=1).....	55010	99.53
		258	0.47

The following variable, ANYBARB, was assigned a positive response if a respondent indicated ever using barbiturates (NEMBBAR2=1), amytal (AMYTAL2=1), butisol (BUTISOL2=1), phenobarbital (PHENOBR2=1), tuinal (TUINAL2=1), or other-specify drug responses that are not asked about explicitly in the Sedatives module but fall into this category (SEDNEWA, SEDNEWB, SEDNEWC, SEDNEWD, or SEDNEWE in (102, 104, 114, 152, 153, 154, 156, 159, 186, 195, 1003, 1012)).

ANYBARB	Len : 1 ANY BARBITURATES		
	0 = No/Unknown (Otherwise).....	Freq	Pct
	1 = Yes (See comment above).....	54990	99.50
		278	0.50

RECODED DRUG USE

CIGAFU	Len : 1 CIGARETTE AGE OF FIRST USE - CATEGORIZED RECODE		
		Freq	Pct
	1 = 14 Years or Younger (IRCIGAGE=1-14)	10680	19.32
	2 = 15-17 Years Old (IRCIGAGE=15-17)	9934	17.97
	3 = 18 Years or Older (IRCIGAGE=18+)	7267	13.15
	4 = Non Users (IRCIGAGE=991)	27387	49.55
DCIGAFU	Len : 1 DAILY CIG AGE OF FIRST USE - CATEGORIZED RECODE		
		Freq	Pct
	1 = 14 Years or Younger (IRCDUAGE=1-14)	2376	4.30
	2 = 15-17 Years Old (IRCDUAGE=15-17)	5269	9.53
	3 = 18 Years or Older (IRCDUAGE=18+)	6441	11.65
	4 = Non Users or Non Daily Users (IRCDUAGE=991,993).....	41182	74.51
ALCAFU	Len : 1 ALCOHOL AGE OF FIRST USE - CATEGORIZED RECODE		
		Freq	Pct
	1 = 14 Years or Younger (IRALCAGE=1-14).....	10741	19.43
	2 = 15-17 Years Old (IRALCAGE=15-17)	15203	27.51
	3 = 18 Years or Older (IRALCAGE=18+)	12824	23.20
	4 = Non Users (IRALCAGE=991).....	16500	29.85
ALCAFU2	Len : 1 ALCOHOL AGE OF FIRST USE - CATEGORIZED RECODE 2		
		Freq	Pct
	1 = 13 Years or Younger (IRALCAGE=1-13).....	6811	12.32
	2 = 14-17 Years Old (IRALCAGE=14-17)	19133	34.62
	3 = 18-20 Years Old (IRALCAGE=18-20)	8006	14.49
	4 = 21 Years or Older (IRALCAGE=21+)	4818	8.72
	5 = Non Users (IRALCAGE=991).....	16500	29.85
ALCAFU3	Len : 1 ALCOHOL AGE OF FIRST USE - CATEGORIZED RECODE 3		
		Freq	Pct
	1 = 14 Years or Younger (IRALCAGE=1-14).....	10741	19.43
	2 = 15-17 Years Old (IRALCAGE=15-17)	15203	27.51
	3 = 18-20 Years Old (IRALCAGE=18-20)	8006	14.49
	4 = 21 Years or Older (IRALCAGE=21+)	4818	8.72
	5 = Non Users (IRALCAGE=991).....	16500	29.85
MJAFU	Len : 1 MARIJUANA AGE OF FIRST USE - CATEGORIZED RECODE		
		Freq	Pct
	1 = 14 Years or Younger (IRMJAGE=1-14).....	6259	11.32
	2 = 15-17 Years Old (IRMJAGE=15-17).....	9024	16.33
	3 = 18 Years or Older (IRMJAGE=18+).....	6966	12.60
	4 = Non Users (IRMJAGE=991).....	33019	59.74
ALCYDAYS	Len : 1 # OF DAYS USED ALCOHOL IN PAST YEAR		
		Freq	Pct
	1 = 1-11 Days (IRALCFY=1-11)	8465	15.32
	2 = 12-49 Days (IRALCFY=12-49)	9079	16.43
	3 = 50-99 Days (IRALCFY=50-99)	5323	9.63
	4 = 100-299 Days (IRALCFY=100-299)	8966	16.22
	5 = 300-365 Days (IRALCFY=300-365)	1193	2.16
	6 = Non User or No Past Year Use (IRALCFY=991,993)	22242	40.24
MRJYDAYS	Len : 1 # OF DAYS USED MARIJUANA IN PAST YEAR		
		Freq	Pct
	1 = 1-11 Days (IRMJFY=1-11)	3201	5.79
	2 = 12-49 Days (IRMJFY=12-49)	1894	3.43
	3 = 50-99 Days (IRMJFY=50-99)	1012	1.83
	4 = 100-299 Days (IRMJFY=100-299)	2546	4.61
	5 = 300-365 Days (IRMJFY=300-365)	1733	3.14
	6 = Non User or No Past Year Use (IRMJFY=991,993)	44882	81.21

RECODED DRUG USE

COCYDAYS	Len : 1 # OF DAYS USED COCAINE IN PAST YEAR		
		Freq	Pct
	1 = 1-11 Days (IRCOCFY=1-11)	727	1.32
	2 = 12-49 Days (IRCOCFY=12-49)	282	0.51
	3 = 50-99 Days (IRCOCFY=50-99)	124	0.22
	4 = 100-299 Days (IRCOCFY=100-299)	107	0.19
	5 = 300-365 Days (IRCOCFY=300-365)	18	0.03
	6 = Non User or No Past Year Use (IRCOCFY=991,993)	54010	97.72
HALYDAYS	Len : 1 # OF DAYS USED HALLUCINOGENS IN PAST YEAR		
		Freq	Pct
	1 = 1-11 Days (IRHALFY=1-11)	1355	2.45
	2 = 12-49 Days (IRHALFY=12-49)	267	0.48
	3 = 50-99 Days (IRHALFY=50-99)	104	0.19
	4 = 100-299 Days (IRHALFY=100-299)	65	0.12
	5 = 300-365 Days (IRHALFY=300-365)	10	0.02
	6 = Non User or No Past Year Use (IRHALFY=991,993)	53467	96.74
INHVDAYS	Len : 1 # OF DAYS USED INHALANTS IN PAST YEAR		
		Freq	Pct
	1 = 1-11 Days (IRINHFY=1-11)	475	0.86
	2 = 12-49 Days (IRINHFY=12-49)	176	0.32
	3 = 50-99 Days (IRINHFY=50-99)	53	0.10
	4 = 100-299 Days (IRINHFY=100-299)	61	0.11
	5 = 300-365 Days (IRINHFY=300-365)	7	0.01
	6 = Non User or No Past Year Use (IRINHFY=991,993)	54496	98.60
STMYDAYS	Len : 1 # OF DAYS USED STIMULANTS IN PAST YEAR		
		Freq	Pct
	1 = 1-11 Days (IRSTMFY=1-11)	530	0.96
	2 = 12-49 Days (IRSTMFY=12-49)	270	0.49
	3 = 50-99 Days (IRSTMFY=50-99)	83	0.15
	4 = 100-299 Days (IRSTMFY=100-299)	137	0.25
	5 = 300-365 Days (IRSTMFY=300-365)	23	0.04
	6 = Non User or No Past Year Use (IRSTMFY=991,993)	54225	98.11
COCMDAYS	Len : 1 # OF DAYS USED COCAINE IN PAST MONTH		
		Freq	Pct
	1 = 1-2 Days (IRCOCFM=1-2)	189	0.34
	2 = 3-5 Days (IRCOCFM=3-5)	97	0.18
	3 = 6-19 Days (IRCOCFM=6-19)	54	0.10
	4 = 20-30 Days (IRCOCFM=20-30)	23	0.04
	5 = Non User or No Past Month Use (IRCOCFM=91,93)	54905	99.34
HALMDAYS	Len : 1 # OF DAYS USED HALLUCINOGENS IN PAST MONTH		
		Freq	Pct
	1 = 1-2 Days (IRHALFM=1-2)	350	0.63
	2 = 3-5 Days (IRHALFM=3-5)	95	0.17
	3 = 6-19 Days (IRHALFM=6-19)	31	0.06
	4 = 20-30 Days (IRHALFM=20-30)	8	0.01
	5 = Non User or No Past Month Use (IRHALFM=91,93)	54784	99.12
INHMDAYS	Len : 1 # OF DAYS USED INHALANTS IN PAST MONTH		
		Freq	Pct
	1 = 1-2 Days (IRINHFM=1-2)	130	0.24
	2 = 3-5 Days (IRINHFM=3-5)	44	0.08
	3 = 6-19 Days (IRINHFM=6-19)	21	0.04
	4 = 20-30 Days (IRINHFM=20-30)	8	0.01
	5 = Non User or No Past Month Use (IRINHFM=91,93)	55065	99.63

RECODED DRUG USE

CIGPDAY	Len : 1 # OF CIGARETTES SMOKED PER DAY AMONG DAILY SMOKERS		
	1 = Fewer Than 6 (CIG30AV=1,2,3 and IRCIGFM=30).....	Freq	Pct
	2 = 6-15 (CIG30AV=4 and IRCIGFM=30).....	1663	3.01
	3 = 16-25 (CIG30AV=5 and IRCIGFM=30).....	2725	4.93
	4 = 26 or More (CIG30AV=6,7 and IRCIGFM=30).....	1800	3.26
	5 = Not Reported (CIG30AV=85,94,97,98 and IRCIGFM=30).....	502	0.91
	6 = No Daily Use (CIG30AV=91,93 or IRCIGFM=1-29,91,93).....	13	0.02
		48565	87.87
CIG1PACK	Len : 1 SMKED 1+ PCK OF CIGS PER DAY AMNG DLY SMKERS (1/0)		
	. = No daily use/not reported (CIGPDAY=5,6).....	Freq	Pct
	0 = Smoked <1 pack per day (CIGPDAY=1,2).....	48578	87.90
	1 = Smoked 1+ pack per day (CIGPDAY=3,4).....	4388	7.94
		2302	4.17
FUCIG18	Len : 1 FIRST USED CIGARETTES PRIOR TO AGE 18		
	1 = Yes (IRCIGAGE<18).....	Freq	Pct
	2 = No (IRCIGAGE>=18).....	20614	37.30
		34654	62.70
FUCIG21	Len : 1 FIRST USED CIGARETTES PRIOR TO AGE 21		
	1 = Yes (IRCIGAGE<21).....	Freq	Pct
	2 = No (IRCIGAGE>=21).....	26005	47.05
		29263	52.95
FUCD18	Len : 1 FIRST USED CIGARETTES DAILY PRIOR TO AGE 18		
	1 = Yes (IRCDUAGE<18).....	Freq	Pct
	2 = No (IRCDUAGE>=18).....	7645	13.83
		47623	86.17
FUCD21	Len : 1 FIRST USED CIGARETTES DAILY PRIOR TO AGE 21		
	1 = Yes (IRCDUAGE<21).....	Freq	Pct
	2 = No (IRCDUAGE>=21).....	12100	21.89
		43168	78.11
FUCGR18	Len : 1 FIRST USED CIGARS PRIOR TO AGE 18		
	1 = Yes (IRCGRAGE<18).....	Freq	Pct
	2 = No (IRCGRAGE>=18).....	7291	13.19
		47977	86.81
FUCGR21	Len : 1 FIRST USED CIGARS PRIOR TO AGE 21		
	1 = Yes (IRCGRAGE<21).....	Freq	Pct
	2 = No (IRCGRAGE>=21).....	12448	22.52
		42820	77.48
FUSLT18	Len : 1 FIRST USED SMOKELESS TOBACCO PRIOR TO AGE 18		
	1 = Yes (IRSLTAGE<18).....	Freq	Pct
	2 = No (IRSLTAGE>=18).....	6004	10.86
		49264	89.14
FUSLT21	Len : 1 FIRST USED SMOKELESS TOBACCO PRIOR TO AGE 21		
	1 = Yes (IRSLTAGE<21).....	Freq	Pct
	2 = No (IRSLTAGE>=21).....	8107	14.67
		47161	85.33
FUALC18	Len : 1 FIRST USED ALCOHOL PRIOR TO AGE 18		
	1 = Yes (IRALCAGE<18).....	Freq	Pct
	2 = No (IRALCAGE>=18).....	25944	46.94
		29324	53.06

RECODED DRUG USE

FUALC21	Len : 1 FIRST USED ALCOHOL PRIOR TO AGE 21		
	1 = Yes (IRALCAGE<21)	Freq	Pct
	2 = No (IRALCAGE>=21).....	33950	61.43
		21318	38.57
FUMJ18	Len : 1 FIRST USED MARIJUANA PRIOR TO AGE 18		
	1 = Yes (IRMJAGE<18)	Freq	Pct
	2 = No (IRMJAGE>=18).....	15283	27.65
		39985	72.35
FUMJ21	Len : 1 FIRST USED MARIJUANA PRIOR TO AGE 21		
	1 = Yes (IRMJAGE<21)	Freq	Pct
	2 = No (IRMJAGE>=21).....	20013	36.21
		35255	63.79
FUCOC18	Len : 1 FIRST USED COCAINE PRIOR TO AGE 18		
	1 = Yes (IRCOCAGE<18)	Freq	Pct
	2 = No (IRCOCAGE>=18).....	1928	3.49
		53340	96.51
FUCOC21	Len : 1 FIRST USED COCAINE PRIOR TO AGE 21		
	1 = Yes (IRCOCAGE<21)	Freq	Pct
	2 = No (IRCOCAGE>=21).....	3943	7.13
		51325	92.87
FUCRK18	Len : 1 FIRST USED CRACK PRIOR TO AGE 18		
	1 = Yes (IRCRKAGE<18)	Freq	Pct
	2 = No (IRCRKAGE>=18).....	324	0.59
		54944	99.41
FUCRK21	Len : 1 FIRST USED CRACK PRIOR TO AGE 21		
	1 = Yes (IRCRKAGE<21)	Freq	Pct
	2 = No (IRCRKAGE>=21).....	681	1.23
		54587	98.77
FUHER18	Len : 1 FIRST USED HEROIN PRIOR TO AGE 18		
	1 = Yes (IRHERAGE<18)	Freq	Pct
	2 = No (IRHERAGE>=18).....	221	0.40
		55047	99.60
FUHER21	Len : 1 FIRST USED HEROIN PRIOR TO AGE 21		
	1 = Yes (IRHERAGE<21)	Freq	Pct
	2 = No (IRHERAGE>=21).....	510	0.92
		54758	99.08
FUHAL18	Len : 1 FIRST USED HALLUCINOGENS PRIOR TO AGE 18		
	1 = Yes (IRHALAGE<18)	Freq	Pct
	2 = No (IRHALAGE>=18).....	3436	6.22
		51832	93.78
FUHAL21	Len : 1 FIRST USED HALLUCINOGENS PRIOR TO AGE 21		
	1 = Yes (IRHALAGE<21)	Freq	Pct
	2 = No (IRHALAGE>=21).....	5866	10.61
		49402	89.39
FULSD18	Len : 1 FIRST USED LSD PRIOR TO AGE 18		
	1 = Yes (IRLSDAGE<18)	Freq	Pct
	2 = No (IRLSDAGE>=18).....	1704	3.08
		53564	96.92

RECODED DRUG USE

FULSD21	Len : 1 FIRST USED LSD PRIOR TO AGE 21		
	1 = Yes (IRLSDAGE<21).....	Freq	Pct
	2 = No (IRLSDAGE>=21).....	2955	5.35
		52313	94.65
FUPCP18	Len : 1 FIRST USED PCP PRIOR TO AGE 18		
	1 = Yes (IRPCPAGE<18).....	Freq	Pct
	2 = No (IRPCPAGE>=18).....	455	0.82
		54813	99.18
FUPCP21	Len : 1 FIRST USED PCP PRIOR TO AGE 21		
	1 = Yes (IRPCPAGE<21).....	Freq	Pct
	2 = No (IRPCPAGE>=21).....	675	1.22
		54593	98.78
FUECS18	Len : 1 FIRST USED ECSTASY PRIOR TO AGE 18		
	1 = Yes (IRECSAGE<18).....	Freq	Pct
	2 = No (IRECSAGE>=18).....	1426	2.58
		53842	97.42
FUECS21	Len : 1 FIRST USED ECSTASY PRIOR TO AGE 21		
	1 = Yes (IRECSAGE<21).....	Freq	Pct
	2 = No (IRECSAGE>=21).....	2913	5.27
		52355	94.73
FUINH18	Len : 1 FIRST USED INHALANTS PRIOR TO AGE 18		
	1 = Yes (IRINHAGE<18).....	Freq	Pct
	2 = No (IRINHAGE>=18).....	3213	5.81
		52055	94.19
FUINH21	Len : 1 FIRST USED INHALANTS PRIOR TO AGE 21		
	1 = Yes (IRINHAGE<21).....	Freq	Pct
	2 = No (IRINHAGE>=21).....	4096	7.41
		51172	92.59
FUANL18	Len : 1 FIRST USED PAIN RELIEVERS PRIOR TO AGE 18		
	1 = Yes (IRANLAGE<18).....	Freq	Pct
	2 = No (IRANLAGE>=18).....	4259	7.71
		51009	92.29
FUANL21	Len : 1 FIRST USED PAIN RELIEVERS PRIOR TO AGE 21		
	1 = Yes (IRANLAGE<21).....	Freq	Pct
	2 = No (IRANLAGE>=21).....	6378	11.54
		48890	88.46
FUOXY18	Len : 1 FIRST USED OXYCONTIN PRIOR TO AGE 18		
	1 = Yes (IROXYAGE<18).....	Freq	Pct
	2 = No (IROXYAGE>=18).....	860	1.56
		54408	98.44
FUOXY21	Len : 1 FIRST USED OXYCONTIN PRIOR TO AGE 21		
	1 = Yes (IROXYAGE<21).....	Freq	Pct
	2 = No (IROXYAGE>=21).....	1406	2.54
		53862	97.46
FUTRN18	Len : 1 FIRST USED TRANQUILIZERS PRIOR TO AGE 18		
	1 = Yes (IRTRNAGE<18).....	Freq	Pct
	2 = No (IRTRNAGE>=18).....	1956	3.54
		53312	96.46

RECODED DRUG USE

FUTRN21	Len : 1 FIRST USED TRANQUILIZERS PRIOR TO AGE 21		
	1 = Yes (IRTRNAGE<21).....	Freq	Pct
	2 = No (IRTRNAGE>=21).....	3216	5.82
		52052	94.18
FUSTM18	Len : 1 FIRST USED STIMULANTS PRIOR TO AGE 18		
	1 = Yes (IRSTMAGE<18).....	Freq	Pct
	2 = No (IRSTMAGE>=18).....	1706	3.09
		53562	96.91
FUSTM21	Len : 1 FIRST USED STIMULANTS PRIOR TO AGE 21		
	1 = Yes (IRSTMAGE<21).....	Freq	Pct
	2 = No (IRSTMAGE>=21).....	2793	5.05
		52475	94.95
FUMTH18	Len : 1 FIRST USED METHAMPHETAMINE PRIOR TO AGE 18		
	1 = Yes (IRMTHAGE<18).....	Freq	Pct
	2 = No (IRMTHAGE>=18).....	630	1.14
		54638	98.86
FUMTH21	Len : 1 FIRST USED METHAMPHETAMINE PRIOR TO AGE 21		
	1 = Yes (IRMTHAGE<21).....	Freq	Pct
	2 = No (IRMTHAGE>=21).....	1027	1.86
		54241	98.14
FUSED18	Len : 1 FIRST USED SEDATIVES PRIOR TO AGE 18		
	1 = Yes (IRSEDAGE<18).....	Freq	Pct
	2 = No (IRSEDAGE>=18).....	411	0.74
		54857	99.26
FUSED21	Len : 1 FIRST USED SEDATIVES PRIOR TO AGE 21		
	1 = Yes (IRSEDAGE<21).....	Freq	Pct
	2 = No (IRSEDAGE>=21).....	634	1.15
		54634	98.85
FUPSY18	Len : 1 FIRST USED PSYCHOTHERAPEUTICS PRIOR TO AGE 18		
	1 = Yes (PSYAGE2<18).....	Freq	Pct
	2 = No (PSYAGE2>=18).....	5579	10.09
		49689	89.91
FUPSY21	Len : 1 FIRST USED PSYCHOTHERAPEUTICS PRIOR TO AGE 21		
	1 = Yes (PSYAGE2<21).....	Freq	Pct
	2 = No (PSYAGE2>=21).....	8386	15.17
		46882	84.83
FUSUM18	Len : 1 FIRST USED ILLICIT DRUGS PRIOR TO AGE 18		
	1 = Yes (SUMAGE<18).....	Freq	Pct
	2 = No (SUMAGE>=18).....	17812	32.23
		37456	67.77
FUSUM21	Len : 1 FIRST USED ILLICIT DRUGS PRIOR TO AGE 21		
	1 = Yes (SUMAGE<21).....	Freq	Pct
	2 = No (SUMAGE>=21).....	22792	41.24
		32476	58.76
FUIEM18	Len : 1 FIRST USED ILL DRG OTH THAN MJ PRIOR TO AGE 18		
	1 = Yes (IEMAGE<18).....	Freq	Pct
	2 = No (IEMAGE>=18).....	8957	16.21
		46311	83.79

RECODED DRUG USE

FUIEM21

Len : 1 FIRST USED ILL DRG OTH THAN MJ PRIOR TO AGE 21

	Freq	Pct
1 = Yes (IEMAGE<21)	12783	23.13
2 = No (IEMAGE>=21).....	42485	76.87

SPECIAL DRUGS

OTHER SELF-ADMINISTERED SECTIONS

SPECIAL DRUGS

The values in the section may be inconsistent with values from the core section(s). Items in this section were edited when respondents legitimately skipped out of these items based on prior answers in the core section(s). Otherwise, non-core items generally were not edited to make them consistent with core items, and core items were not edited to make them consistent with non-core items. This note applies to variables in this section marked by a¹.

These next questions are about the different ways that certain drugs can be used.

Have you ever, even once, smoked heroin?

HERSMOKE¹ Len : 2 EVER SMOKED HEROIN

	Freq	Pct
1 = Yes	329	0.60
2 = No.....	485	0.88
3 = Yes LOGICALLY ASSIGNED	9	0.02
91 = NEVER USED HEROIN.....	54398	98.43
94 = DON'T KNOW.....	1	0.00
97 = REFUSED	4	0.01
98 = BLANK (NO ANSWER).....	42	0.08

How long has it been since you last smoked heroin?

HRSMKREC¹ Len : 2 TIME SINCE LAST SMOKED HEROIN

	Freq	Pct
1 = Within the past 30 days.....	26	0.05
2 = More than 30 days ago but within the past 12 mos	49	0.09
3 = More than 12 months ago	260	0.47
9 = At some point in the lifetime LOG ASSN.....	1	0.00
13 = More than 12 months ago LOGICALLY ASSIGNED.....	2	0.00
91 = NEVER USED HEROIN.....	54398	98.43
93 = USED HEROIN BUT NEVER SMOKED IT	485	0.88
97 = REFUSED	4	0.01
98 = BLANK (NO ANSWER).....	43	0.08

Have you ever, even once, sniffed or "snorted" heroin powder through your nose?

HERSNIFF¹ Len : 2 EVER SNIFFED HEROIN

	Freq	Pct
1 = Yes	575	1.04
2 = No.....	242	0.44
3 = Yes LOGICALLY ASSIGNED	8	0.01
91 = NEVER USED HEROIN.....	54398	98.43
97 = REFUSED	3	0.01
98 = BLANK (NO ANSWER).....	42	0.08

How long has it been since you last sniffed or "snorted" heroin powder through your nose?

HRSNFREC¹ Len : 2 TIME SINCE LAST SNIFFED HEROIN

	Freq	Pct
1 = Within the past 30 days.....	44	0.08
2 = More than 30 days ago but within the past 12 mos	75	0.14
3 = More than 12 months ago	462	0.84
9 = At some point in the lifetime LOG ASSN.....	1	0.00
13 = More than 12 months ago LOGICALLY ASSIGNED.....	1	0.00
91 = NEVER USED HEROIN.....	54398	98.43
93 = USED HEROIN BUT NEVER SNIFFED IT.....	242	0.44
97 = REFUSED	3	0.01
98 = BLANK (NO ANSWER).....	42	0.08

SPECIAL DRUGS

Have you ever, even once, used a needle to inject heroin?

HERNEEDL¹	Len : 2	EVER USED NEEDLE TO INJECT HEROIN		
			Freq	Pct
		1 = Yes	362	0.65
		2 = No.....	461	0.83
		3 = Yes LOGICALLY ASSIGNED	6	0.01
		91 = NEVER USED HEROIN.....	54398	98.43
		97 = REFUSED	3	0.01
		98 = BLANK (NO ANSWER).....	38	0.07

Earlier the computer recorded that you had used heroin. In what way have you used heroin?

HEOTSMK¹	Len : 2	HOW USED HEROIN: SMOKED IT		
			Freq	Pct
		1 = Response entered	9	0.02
		6 = Response not entered.....	22	0.04
		91 = NEVER USED HEROIN.....	54398	98.43
		94 = DON'T KNOW.....	3	0.01
		97 = REFUSED	4	0.01
		98 = BLANK (NO ANSWER).....	43	0.08
		99 = LEGITIMATE SKIP	789	1.43

HEOTSNF¹	Len : 2	HOW USED HEROIN: SNIFFED IT		
			Freq	Pct
		1 = Response entered	8	0.01
		6 = Response not entered.....	23	0.04
		91 = NEVER USED HEROIN.....	54398	98.43
		94 = DON'T KNOW.....	3	0.01
		97 = REFUSED	4	0.01
		98 = BLANK (NO ANSWER).....	43	0.08
		99 = LEGITIMATE SKIP	789	1.43

HEOTNDL¹	Len : 2	HOW USED HEROIN: INJECTED IT WITH A NEEDLE		
			Freq	Pct
		1 = Response entered	1	0.00
		3 = Response entered LOGICALLY ASSIGNED.....	1	0.00
		6 = Response not entered.....	29	0.05
		91 = NEVER USED HEROIN.....	54398	98.43
		94 = DON'T KNOW.....	3	0.01
		97 = REFUSED	4	0.01
		98 = BLANK (NO ANSWER).....	43	0.08
		99 = LEGITIMATE SKIP	789	1.43

HEOTOTH¹	Len : 2	HOW USED HEROIN: SOME OTHER WAY		
			Freq	Pct
		1 = Response entered	14	0.03
		6 = Response not entered.....	17	0.03
		91 = NEVER USED HEROIN.....	54398	98.43
		94 = DON'T KNOW.....	3	0.01
		97 = REFUSED	4	0.01
		98 = BLANK (NO ANSWER).....	43	0.08
		99 = LEGITIMATE SKIP	789	1.43

HEOTSP¹	Len : 2	HOW USED HEROIN: SPECIFY		
			Freq	Pct
		3 = You injected heroin with a needle	1	0.00
		5 = You took it orally/by mouth/in pill form.....	7	0.01
		6 = You sniffed or "snorted" in liquid/melted form.....	1	0.00
		10 = You combined it w/Ecstasy (no othr drug mentioned).....	1	0.00
		85 = BAD DATA Logically assigned	2	0.00
		91 = NEVER USED HEROIN.....	54398	98.43
		97 = REFUSED	5	0.01
		98 = BLANK (NO ANSWER).....	47	0.09
		99 = LEGITIMATE SKIP	806	1.46

SPECIAL DRUGS

How long has it been since you last used a needle to inject heroin?

HRNDLREC ¹	Len : 2 TIME SINCE LAST USED NEEDLE TO INJECT HEROIN	Freq	Pct
	1 = Within the past 30 days.....	56	0.10
	2 = More than 30 days ago but within the past 12 mos	61	0.11
	3 = More than 12 months ago	246	0.45
	9 = At some point in the lifetime LOG ASSN	4	0.01
	13 = More than 12 months ago LOGICALLY ASSIGNED.....	1	0.00
	91 = NEVER USED HEROIN.....	54398	98.43
	93 = USED HEROIN BUT NEVER WITH A NEEDLE	461	0.83
	97 = REFUSED	3	0.01
	98 = BLANK (NO ANSWER).....	38	0.07

NOTE: MTHNEEDL and MTNDLREC were edited in a manner that was consistent with how these variables were created prior to 2005.

Have you ever, even once, used a needle to inject Methamphetamine, Desoxyn, or Methedrine when it was not prescribed for you or that you took only for the experience or feeling it caused?

MTHNEEDL ¹	Len : 2 EVER USED NEEDLE TO INJECT METHAMPHETAMINE	Freq	Pct
	1 = Yes.....	199	0.36
	2 = No.....	1242	2.25
	3 = Yes LOGICALLY ASSIGNED	16	0.03
	4 = No LOGICALLY ASSIGNED.....	1	0.00
	81 = NEVER USED METHAMPHETAMINE Log assn	9	0.02
	91 = NEVER USED METHAMPHETAMINE.....	53759	97.27
	97 = REFUSED	6	0.01
	98 = BLANK (NO ANSWER).....	36	0.07

How long has it been since you last used a needle to inject Methamphetamine, Desoxyn, or Methedrine when it was not prescribed for you or that you took only for the experience or feeling it caused?

MTNDLREC ¹	Len : 2 TIME SINCE LAST USED NEEDLE TO INJECT METH	Freq	Pct
	1 = Within the past 30 days.....	13	0.02
	2 = More than 30 days ago but within the past 12 mos	30	0.05
	3 = More than 12 months ago	156	0.28
	9 = At some point in the lifetime LOG ASSN	15	0.03
	13 = More than 12 months ago LOGICALLY ASSIGNED.....	1	0.00
	81 = NEVER USED METHAMPHETAMINE Logically assigned.....	9	0.02
	91 = NEVER USED METHAMPHETAMINE.....	53759	97.27
	93 = USED METHAMPH BUT NEVER WITH A NEEDLE	1243	2.25
	97 = REFUSED	6	0.01
	98 = BLANK (NO ANSWER).....	36	0.07

NOTE: Questions corresponding to MTHAMP through MTADYPWK were follow-up questions that were asked only of respondents who had not previously reported lifetime nonmedical use of methamphetamine in the core STIMULANTS module.

Methamphetamine, also known as crank, ice, crystal meth, speed, glass, and many other names, is a stimulant that usually comes in crystal or powder forms. It can be smoked, "snorted," swallowed or injected. Have you ever, even once, used methamphetamine?

MTHAMP ¹	Len : 2 EVER USED METHAMPHETAMINE	Freq	Pct
	1 = Yes.....	672	1.22
	2 = No.....	52894	95.70
	3 = Yes LOGICALLY ASSIGNED	1	0.00
	4 = No LOGICALLY ASSIGNED.....	196	0.35
	85 = BAD DATA Logically assigned.....	1	0.00
	94 = DON'T KNOW.....	43	0.08
	97 = REFUSED	10	0.02
	98 = BLANK (NO ANSWER).....	9	0.02
	99 = LEGITIMATE SKIP (METHDES=1).....	1442	2.61

SPECIAL DRUGS

How long has it been since you last used methamphetamine?

MTHAREC¹	Len : 2	TIME SINCE LAST USED METHAMPHETAMINE		
			Freq	Pct
		1 = Within the past 30 days.....	34	0.06
		2 = More than 30 days ago but within the past 12 mos	72	0.13
		3 = More than 12 months ago	565	1.02
		8 = At some point in the past 12 months LOG ASN.....	1	0.00
		9 = At some point in the lifetime LOG ASN	1	0.00
		81 = NEVER USED METHAMPHETAMINE Logically assigned	196	0.35
		91 = NEVER USED METHAMPHETAMINE (MTHAMP=2)	52894	95.70
		97 = REFUSED	10	0.02
		98 = BLANK (NO ANSWER).....	53	0.10
		99 = LEGITIMATE SKIP (METHDES=1).....	1442	2.61

Have you ever, even once, used a needle to inject methamphetamine?

MTHANEDL¹	Len : 2	EVER USED NEEDLE TO INJECT METHAMPHETAMINE		
			Freq	Pct
		1 = Yes	89	0.16
		2 = No.....	582	1.05
		3 = Yes LOGICALLY ASSIGNED	1	0.00
		81 = NEVER USED METHAMPHETAMINE Logically assigned	196	0.35
		91 = NEVER USED METHAMPHETAMINE (MTHAMP=2)	52894	95.70
		97 = REFUSED	11	0.02
		98 = BLANK (NO ANSWER).....	53	0.10
		99 = LEGITIMATE SKIP (METHDES=1).....	1442	2.61

How long has it been since you last used a needle to inject methamphetamine?

MTANDLRC¹	Len : 2	TIME SINCE LAST USED NEEDLE TO INJECT METHAMP		
			Freq	Pct
		1 = Within the past 30 days.....	4	0.01
		2 = More than 30 days ago but within the past 12 mos	12	0.02
		3 = More than 12 months ago	73	0.13
		9 = At some point in the lifetime LOG ASN	1	0.00
		81 = NEVER USED METHAMPHETAMINE Logically assigned	196	0.35
		91 = NEVER USED METHAMPHETAMINE (MTHAMP=2)	52894	95.70
		93 = USED METH BUT NEVER W/NEEDLE (MTHANEDL=2).....	582	1.05
		97 = REFUSED	11	0.02
		98 = BLANK (NO ANSWER).....	53	0.10
		99 = LEGITIMATE SKIP (METHDES=1).....	1442	2.61

Earlier, the computer recorded that you have never used Methamphetamine, Desoxyn or Methedrine. Which answer is correct?

MTHEVCK¹	Len : 2	COMPUTER RECORDED NEVER USED METH, CORRECT		
			Freq	Pct
		1 = I have never used Methamp/Desoxyn/Meth	196	0.35
		2 = I last used Methamphetamine [SD17B FILL]	655	1.19
		85 = BAD DATA Logically assigned	14	0.03
		97 = REFUSED	1	0.00
		98 = BLANK (NO ANSWER).....	44	0.08
		99 = LEGITIMATE SKIP	54358	98.35

Why did you report earlier that you had never used Methamphetamine?

MTHNORSN¹	Len : 2	REASON REPORTED NEVER USED METHAMP		
			Freq	Pct
		1 = Didnt think of Methamphetamine as prescrip drug	426	0.77
		2 = Made a mistake when I answered the earlier quest.....	195	0.35
		3 = Some other reason	27	0.05
		11 = Didnt think of Methamphetamine as Rx drug LOG ASSN.....	1	0.00
		12 = Made a mistake when answered earlier ques LOG ASSN.....	4	0.01
		97 = REFUSED	2	0.00
		98 = BLANK (NO ANSWER).....	59	0.11
		99 = LEGITIMATE SKIP	54554	98.71

SPECIAL DRUGS

MTHNOSP¹

Len : 2 OTHER REASON NEVER USED METHAMPHETAMINE

	Freq	Pct
1 = Didnt think of Methamphetamine as prescrip drug	1	0.00
2 = Made a mistake when I answered the earlier quest.....	4	0.01
4 = Didnt recognize crank/crystal/ice/speed as mthamp.....	10	0.02
6 = Didnt think of mthamp as a pill; Rx unspecified	2	0.00
7 = Got scared/didn't want to admit use earlier	1	0.00
9 = Misunderstood earlier quest; reason unspecified	3	0.01
11 = Used it without my knowledge/was forced to use	1	0.00
12 = It was combined with another drug.....	1	0.00
70 = Reported use of a prescribed stimulant.....	3	0.01
85 = BAD DATA Logically assigned.....	3	0.01
97 = REFUSED	5	0.01
98 = BLANK (NO ANSWER).....	59	0.11
99 = LEGITIMATE SKIP	55175	99.83

NOTE: A small number of respondents who reported in the core STIMULANTS module that did not know whether they ever used methamphetamine nonmedically were not asked the question corresponding to MTHAAGE. These cases were assigned a code of 990 (see below).

How old were you the first time you used Methamphetamine?

MTHAAGE¹

Len : 3 AGE WHEN FIRST USED METHAMPHETAMINE

	Freq	Pct
RANGE = 6 - 48.....	644	1.17
981 = NEVER USED METHAMPHETAMINE Logically assigned	196	0.35
985 = BAD DATA Logically assigned	1	0.00
990 = NOT ASKED THE QUESTION Logically assigned.....	2	0.00
991 = NEVER USED METHAMPHETAMINE.....	52894	95.70
994 = DON'T KNOW.....	8	0.01
997 = REFUSED	12	0.02
998 = BLANK (NO ANSWER).....	69	0.12
999 = LEGITIMATE SKIP	1442	2.61

Did you first use Methamphetamine in [CURRENT YEAR - 1] or [CURRENT YEAR]?

Did you first use Methamphetamine in [CURRENT YEAR - 2] OR [CURRENT YEAR - 1]?

In what month in [CURRENT YEAR] did you first use Methamphetamine?

MTHAYFU¹

Len : 4 YEAR OF FIRST METHAMPHETAMINE USE - RECODE

	Freq	Pct
RANGE = 2010 - 2012.....	57	0.10
9981 = NEVER USED METHAMPHETAMINE Logically assigned	196	0.35
9985 = BAD DATA Logically assigned	3	0.01
9989 = LEGITIMATE SKIP Logically assigned.....	2	0.00
9991 = NEVER USED METHAMPHETAMINE.....	52894	95.70
9994 = DON'T KNOW.....	8	0.01
9997 = REFUSED	12	0.02
9998 = BLANK (NO ANSWER).....	72	0.13
9999 = LEGITIMATE SKIP	2024	3.66

SPECIAL DRUGS

In what month in [CURRENT YEAR] did you first use Methamphetamine?

In what month in [YEAR FROM SDME02 or SDME03] did you first use Methamphetamine?

MTHAMFU¹ Len : 2 MONTH OF FIRST METHAMPHETAMINE USE - RECODE

	Freq	Pct
1 = January.....	1	0.00
2 = February.....	4	0.01
3 = March.....	9	0.02
4 = April.....	4	0.01
5 = May.....	6	0.01
6 = June.....	5	0.01
7 = July.....	5	0.01
8 = August.....	4	0.01
9 = September.....	4	0.01
10 = October.....	6	0.01
11 = November.....	5	0.01
12 = December.....	2	0.00
81 = NEVER USED METHAMPHETAMINE Logically assigned.....	196	0.35
85 = BAD DATA Logically assigned.....	3	0.01
89 = LEGITIMATE SKIP Logically assigned.....	2	0.00
91 = NEVER USED METHAMPHETAMINE.....	52894	95.70
94 = DON'T KNOW.....	10	0.02
97 = REFUSED.....	12	0.02
98 = BLANK (NO ANSWER).....	72	0.13
99 = LEGITIMATE SKIP.....	2024	3.66

MTHAYTOT¹ Len : 3 TOTAL # DAYS USED METHAMPHETAMINE PAST 12 MONTHS

	Freq	Pct
RANGE = 1 - 364.....	103	0.19
981 = NEVER USED METHAMPHETAMINE Logically assigned.....	196	0.35
991 = NEVER USED METHAMPHETAMINE.....	52894	95.70
993 = DID NOT USE METHAMPHETAMINE IN THE PAST 12 MOS.....	565	1.02
994 = DON'T KNOW.....	1	0.00
997 = REFUSED.....	10	0.02
998 = BLANK (NO ANSWER).....	57	0.10
999 = LEGITIMATE SKIP.....	1442	2.61

MTAFQLG Len : 2 TRIMMED MTHAYTOT IF R USED < 12 MOS

	Freq	Pct
1 = Trimmed to be consistent with mo/yr of 1st use.....	11	0.02
98 = BLANK (NO ANSWER).....	55257	99.98

Now think about the past 12 months, from [DATEFILL] through today. We want to know how many days you've used Methamphetamine during the past 12 months.

What would be the easiest way for you to tell us how many days you used Methamphetamine?

MTABSTWY¹ Len : 2 EASIEST WAY TO TELL US # DAYS USED METH

	Freq	Pct
1 = Prefer to answer in days per week.....	26	0.05
2 = Prefer to answer in days per month.....	21	0.04
3 = Prefer to answer in days per year.....	56	0.10
11 = Prefer to ans in days per wk LOG ASSN.....	1	0.00
81 = NEVER USED METHAMPHETAMINE Logically assigned.....	196	0.35
91 = NEVER USED METHAMPHETAMINE.....	52894	95.70
93 = DID NOT USE METHAMPHETAMINE IN THE PAST 12 MOS.....	565	1.02
97 = REFUSED.....	10	0.02
98 = BLANK (NO ANSWER).....	57	0.10
99 = LEGITIMATE SKIP.....	1442	2.61

SPECIAL DRUGS

On how many days in the past 12 months did you use Methamphetamine?

MTADYPYR¹	Len : 3 # DAYS USED METHAMPHETAMINE PAST 12 MOS		
	RANGE = 1 - 120.....	Freq	Pct
	981 = NEVER USED METHAMPHETAMINE Logically assigned.....	56	0.10
	989 = LEGITIMATE SKIP Logically assigned.....	196	0.35
	991 = NEVER USED METHAMPHETAMINE.....	1	0.00
	993 = DID NOT USE METHAMPHETAMINE IN THE PAST 12 MOS.....	52894	95.70
	997 = REFUSED.....	565	1.02
	998 = BLANK (NO ANSWER).....	10	0.02
	999 = LEGITIMATE SKIP.....	57	0.10
		1489	2.69

On average, how many days each month during the past 12 months did you use Methamphetamine?

MTADYPMO¹	Len : 2 # DAYS PER MO USED METHAMPHETAMINE PAST 12 MOS		
	RANGE = 1 - 24.....	Freq	Pct
	81 = NEVER USED METHAMPHETAMINE Logically assigned.....	21	0.04
	89 = LEGITIMATE SKIP Logically assigned.....	196	0.35
	91 = NEVER USED METHAMPHETAMINE.....	1	0.00
	93 = DID NOT USE METHAMPHETAMINE IN THE PAST 12 MOS.....	52894	95.70
	97 = REFUSED.....	565	1.02
	98 = BLANK (NO ANSWER).....	10	0.02
	99 = LEGITIMATE SKIP.....	57	0.10
		1524	2.76

On average, how many days each week during the past 12 months did you use Methamphetamine?

MTADYPWK¹	Len : 2 # DAYS PER WK USED METHAMPHETAMINE PAST 12 MOS		
	RANGE = 1 - 7.....	Freq	Pct
	81 = NEVER USED METHAMPHETAMINE Logically assigned.....	26	0.05
	91 = NEVER USED METHAMPHETAMINE.....	196	0.35
	93 = DID NOT USE METHAMPHETAMINE IN THE PAST 12 MOS.....	52894	95.70
	94 = DON'T KNOW.....	565	1.02
	97 = REFUSED.....	1	0.00
	98 = BLANK (NO ANSWER).....	10	0.02
	99 = LEGITIMATE SKIP.....	57	0.10
		1519	2.75

NOTE: OSTNEEDL and OSTNLREC were edited in a manner that was consistent with how these variables were created prior to 2005.

Have you ever, even once, used a needle to inject (any other stimulant / a stimulant) when it was not prescribed for you or that you took only for the experience or feeling it caused?

OSTNEEDL¹	Len : 2 EVER USED NEEDLE TO INJECT (OTHER) STIMULANT		
	1 = Yes.....	Freq	Pct
	2 = No.....	110	0.20
	3 = Yes LOGICALLY ASSIGNED.....	2767	5.01
	81 = NEVER USED STIMULANTS Log assn.....	1	0.00
	89 = LEGITIMATE SKIP Logically assigned.....	9	0.02
	91 = NEVER USED STIMULANTS.....	1	0.00
	94 = DON'T KNOW.....	51506	93.19
	97 = REFUSED.....	1	0.00
	98 = BLANK (NO ANSWER).....	4	0.01
	99 = LEGITIMATE SKIP.....	116	0.21
		753	1.36

SPECIAL DRUGS

How long has it been since you last used a needle to inject (any other stimulant / any stimulant) when it was not prescribed for you or that you took only for the experience or feeling it caused?

OSTNLREC¹	Len : 2 TIME SINCE LAST USED NEEDLE TO INJECT (OTH) STIM		
		Freq	Pct
	1 = Within the past 30 days.....	8	0.01
	2 = More than 30 days ago but within the past 12 mos	18	0.03
	3 = More than 12 months ago	84	0.15
	13 = More than 12 months ago LOGICALLY ASSIGNED.....	1	0.00
	81 = NEVER USED STIMULANTS Logically assigned	9	0.02
	91 = NEVER USED STIMULANTS	51506	93.19
	93 = USED STIM/OTHR STIMULANT BUT NEVER WITH A NEEDLE	2767	5.01
	97 = REFUSED	4	0.01
	98 = BLANK (NO ANSWER).....	117	0.21
	99 = LEGITIMATE SKIP	754	1.36

Have you ever, even once, used a needle to inject cocaine?

COCNEEDL¹	Len : 2 EVER USED NEEDLE TO INJECT COCAINE		
		Freq	Pct
	1 = Yes	324	0.59
	2 = No.....	5678	10.27
	3 = Yes LOGICALLY ASSIGNED	4	0.01
	91 = NEVER USED COCAINE	49242	89.10
	94 = DON'T KNOW.....	2	0.00
	97 = REFUSED	7	0.01
	98 = BLANK (NO ANSWER).....	11	0.02

How long has it been since you last used a needle to inject cocaine?

CONDLREC¹	Len : 2 TIME SINCE LAST USED NEEDLE TO INJECT COCAINE		
		Freq	Pct
	1 = Within the past 30 days.....	10	0.02
	2 = More than 30 days ago but within the past 12 mos	41	0.07
	3 = More than 12 months ago	273	0.49
	9 = At some point in the lifetime LOG ASSN	2	0.00
	13 = More than 12 months ago LOGICALLY ASSIGNED.....	2	0.00
	91 = NEVER USED COCAINE	49242	89.10
	93 = USED COCAINE BUT NEVER WITH A NEEDLE	5678	10.27
	97 = REFUSED	7	0.01
	98 = BLANK (NO ANSWER).....	13	0.02

Have you ever, even once, used a needle to inject any other drug/any drug that was not prescribed for you or that you took only for the experience or feeling it caused?

OTDGNEDL¹	Len : 2 EVER USED NEEDLE TO INJECT ANY OTHER DRUG		
		Freq	Pct
	1 = Yes	290	0.52
	2 = No.....	54951	99.43
	94 = DON'T KNOW.....	16	0.03
	97 = REFUSED	8	0.01
	98 = BLANK (NO ANSWER).....	3	0.01

SPECIAL DRUGS

OTDGNDLA¹

Len : 4 OTHER DRUG INJECTED - SPECIFY 1

	Freq	Pct
109 = Seconal.....	1	0.00
111 = Dalmane, Flurazepam.....	1	0.00
115 = Phenobarbital.....	1	0.00
116 = Methaqualone, Sopor, Quaalude	1	0.00
157 = Barbiturates	1	0.00
174 = Ambien, Stilnox, Zolpidem	1	0.00
176 = Melatonin <OTC>.....	1	0.00
201 = Valium, Diazepam.....	1	0.00
207 = Ativan, Lorazepam, Orfidal.....	1	0.00
209 = Xanax, Alprazolam, Tafil, Xanax bars	6	0.01
246 = Clonazepam, Diocam, Klonopin, Rivotril	4	0.01
311 = Preludin	1	0.00
318 = Ritalin, Methylphenidate.....	2	0.00
322 = Methamphetamine ("ice" or "crank"), Meth	16	0.03
348 = Crystal	2	0.00
407 = Demerol, Meperidine.....	2	0.00
408 = Dilaudid, Hydromorphone	24	0.04
411 = Talwin	1	0.00
417 = Morphine, Roxanol.....	19	0.03
418 = Methadone, Dolophine.....	1	0.00
423 = Percocet	8	0.01
457 = T's and blues, tee's and b's, tops and bottoms	1	0.00
465 = Actiq, Fentanyl, Duragesic, Sublimaze	3	0.01
601 = LSD ("acid").....	1	0.00
604 = Psilocybin (mushrooms), sclerotia, shrooms	1	0.00
605 = PCP ("angel dust," phencyclidine).....	1	0.00
606 = "Ecstasy" (MDMA), X-TC, "X"	3	0.01
658 = Special K, Ketamine.....	3	0.01
702 = Heroin	31	0.06
801 = OTHER Drugs, NOT OTHERWISE SPECIFIED.....	3	0.01
803 = Marijuana, MarrJane, Mary Jane, MJ, pot, weed	1	0.00
805 = Cocaine, coca, cocaina, coke, perico	10	0.02
806 = Crack, rock	3	0.01
807 = Alcohol, beer, ethanol, EtOH, pink champagne	2	0.00
824 = Steroids	10	0.02
848 = Liquid vitamin, vitamin pills <OTC>	1	0.00
3023 = Adderall	1	0.00
3046 = Adrenalin, Epinephrine.....	1	0.00
3052 = Speed; otherwise unspecified	2	0.00
4043 = Tramadol	2	0.00
4046 = Oxycodone or unspecified oxycodone products	17	0.03
4065 = Roxicodone.....	2	0.00
4067 = OxyContin	49	0.09
4109 = Suboxone	7	0.01
4119 = Buprenorphine, Subutex	1	0.00
4120 = Numorphan, Opana, Oxymorphone	2	0.00
5001 = Bleach.....	1	0.00
8058 = Cough medicine/syrup; type unspecified	1	0.00
8067 = Testosterone.....	4	0.01
8083 = Testosterone cyprionate	1	0.00
8090 = Sustanon, Sostanon.....	2	0.00
8103 = Testosterona 200, Testosterone 300.....	1	0.00
8189 = Furosemide, Lasix.....	1	0.00
8206 = Delatestryl, Testosterone enanthate.....	1	0.00
8301 = Bath salts, otherwise unspecified	1	0.00
9985 = BAD DATA Logically assigned	7	0.01
9994 = DON'T KNOW.....	13	0.02
9997 = REFUSED	11	0.02
9998 = BLANK (NO ANSWER).....	20	0.04
9999 = LEGITIMATE SKIP	54951	99.43

SPECIAL DRUGS

OTDGNLDB¹

Len : 4 OTHER DRUG INJECTED - SPECIFY 2

	Freq	Pct
109 = Seconal.....	1	0.00
201 = Valium, Diazepam.....	3	0.01
207 = Ativan, Lorazepam, Orfidal.....	1	0.00
209 = Xanax, Alprazolam, Tafil, Xanax bars	1	0.00
304 = Benzedrine	1	0.00
318 = Ritalin, Methylphenidate.....	2	0.00
322 = Methamphetamine ("ice" or "crank"), Meth.....	4	0.01
348 = Crystal	1	0.00
407 = Demerol, Meperidine.....	2	0.00
408 = Dilaudid, Hydromorphone	8	0.01
417 = Morphine, Roxanol.....	12	0.02
418 = Methadone, Dolophine.....	1	0.00
423 = Percocet	1	0.00
434 = Vicodin, Lortab, Lorcet, Anexsia, Co-Gesic.....	2	0.00
458 = Finalin, Mepergan, Mepergan Fortis, Meprozone	1	0.00
701 = OTHER Opiates, NOT OTHERWISE SPECIFIED.....	1	0.00
702 = Heroin.....	5	0.01
801 = OTHER Drugs, NOT OTHERWISE SPECIFIED.....	2	0.00
805 = Cocaine, coca, cocaina, coke, perico.....	10	0.02
806 = Crack, rock	1	0.00
824 = Steroids	3	0.01
4046 = Oxycodone or unspecified oxycodone products	4	0.01
4065 = Roxicodone.....	1	0.00
4067 = OxyContin.....	12	0.02
4109 = Suboxone	4	0.01
4118 = Sufenta, Sufentanil.....	1	0.00
4120 = Numorphan, Opana, Oxymorphone	3	0.01
6114 = Molly; not otherwise specified	1	0.00
8172 = Cortisone	1	0.00
8212 = Finaplix Gold, Trembolona QV75, Trenbolone	2	0.00
8301 = Bath salts, otherwise unspecified.....	1	0.00
9985 = BAD DATA Logically assigned.....	4	0.01
9994 = DON'T KNOW.....	1	0.00
9997 = REFUSED	8	0.01
9998 = BLANK (NO ANSWER).....	211	0.38
9999 = LEGITIMATE SKIP	54951	99.43

OTDGNLDC¹

Len : 4 OTHER DRUG INJECTED - SPECIFY 3

	Freq	Pct
110 = Tuinal.....	1	0.00
174 = Ambien, Stilnox, Zolpidem	1	0.00
201 = Valium, Diazepam.....	1	0.00
209 = Xanax, Alprazolam, Tafil, Xanax bars	1	0.00
234 = Flexeril, Cyclobenzaprine.....	1	0.00
322 = Methamphetamine ("ice" or "crank"), Meth.....	1	0.00
408 = Dilaudid, Hydromorphone	5	0.01
415 = Codeine	2	0.00
417 = Morphine, Roxanol.....	3	0.01
418 = Methadone, Dolophine.....	1	0.00
420 = OTHER Analgesic, NOT OTHERWISE SPECIFIED.....	1	0.00
423 = Percocet	2	0.00
465 = Actiq, Fentanyl, Duragesic, Sublimaze.....	1	0.00
601 = LSD ("acid").....	2	0.00
702 = Heroin.....	1	0.00
803 = Marijuana, MarrJane, Mary Jane, MJ, pot, weed.....	1	0.00
805 = Cocaine, coca, cocaina, coke, perico	1	0.00
806 = Crack, rock	1	0.00
824 = Steroids	1	0.00
1001 = Benadryl, Diphenhydramine <OTC>	1	0.00
4037 = Kadian, MS Contin.....	1	0.00
4046 = Oxycodone or unspecified oxycodone products	3	0.01
4067 = OxyContin.....	7	0.01
4120 = Numorphan, Opana, Oxymorphone	1	0.00
8325 = Drostanolone propionate, Masteron	1	0.00
9985 = BAD DATA Logically assigned.....	3	0.01
9997 = REFUSED	8	0.01
9998 = BLANK (NO ANSWER).....	264	0.48
9999 = LEGITIMATE SKIP	54951	99.43

SPECIAL DRUGS

OTDGNLDL1

Len : 4 OTHER DRUG INJECTED - SPECIFY 4

	Freq	Pct
209 = Xanax, Alprazolam, Tafil, Xanax bars	2	0.00
322 = Methamphetamine ("ice" or "crank"), Meth.....	1	0.00
408 = Dilaudid, Hydromorphone	4	0.01
417 = Morphine, Roxanol.....	4	0.01
418 = Methadone, Dolophine.....	2	0.00
702 = Heroin.....	2	0.00
801 = OTHER Drugs, NOT OTHERWISE SPECIFIED.....	1	0.00
806 = Crack, rock	1	0.00
3023 = Adderall	1	0.00
3121 = Obitrol.....	1	0.00
4067 = OxyContin.....	2	0.00
9985 = BAD DATA Logically assigned	2	0.00
9997 = REFUSED	8	0.01
9998 = BLANK (NO ANSWER).....	286	0.52
9999 = LEGITIMATE SKIP	54951	99.43

OTDGNLLE1

Len : 4 OTHER DRUG INJECTED - SPECIFY 5

	Freq	Pct
201 = Valium, Diazepam.....	1	0.00
246 = Clonazepam, Diocam, Klonopin, Rivotril	1	0.00
322 = Methamphetamine ("ice" or "crank"), Meth.....	1	0.00
407 = Demerol, Meperidine.....	1	0.00
415 = Codeine	1	0.00
417 = Morphine, Roxanol.....	2	0.00
806 = Crack, rock	1	0.00
3023 = Adderall	1	0.00
4109 = Suboxone	1	0.00
4142 = Remifentanil.....	1	0.00
9985 = BAD DATA Logically assigned	2	0.00
9997 = REFUSED	8	0.01
9998 = BLANK (NO ANSWER).....	296	0.54
9999 = LEGITIMATE SKIP	54951	99.43

Think about the last time you used a needle for injecting drugs. The last time you used a needle for injecting drugs, were you reusing a needle that you had used before?

GNNDREUS1

Len : 2 LAST TIME REUSED NEEDLE USED BEFORE

	Freq	Pct
1 = Yes.....	242	0.44
2 = No.....	454	0.82
90 = NOT ASKED THE QUESTION Logically assigned.....	1	0.00
94 = DON'T KNOW.....	5	0.01
97 = REFUSED	9	0.02
98 = BLANK (NO ANSWER).....	19	0.03
99 = LEGITIMATE SKIP	54538	98.68

The last time you used a needle for injecting drugs, did you use a needle that you knew or suspected someone else had used before?

GNNDLSH11

Len : 2 LAST NEEDLE HAD BEEN USED BY SOMEONE ELSE

	Freq	Pct
1 = Yes.....	128	0.23
2 = No.....	571	1.03
90 = NOT ASKED THE QUESTION Logically assigned.....	1	0.00
94 = DON'T KNOW.....	1	0.00
97 = REFUSED	10	0.02
98 = BLANK (NO ANSWER).....	19	0.03
99 = LEGITIMATE SKIP	54538	98.68

SPECIAL DRUGS

The last time you used a needle for injecting drugs, did you use bleach to clean the needle before you used it?

GNNDCLEN¹	Len : 2	USED BLEACH TO CLEAN LAST NEEDLE BEFORE USE		
			Freq	Pct
		1 = Yes	166	0.30
		2 = No.....	533	0.96
		90 = NOT ASKED THE QUESTION Logically assigned.....	1	0.00
		94 = DON'T KNOW.....	2	0.00
		97 = REFUSED	9	0.02
		98 = BLANK (NO ANSWER).....	19	0.03
		99 = LEGITIMATE SKIP	54538	98.68

The last time you used a needle for injecting drugs, did someone else use the needle after you?

GNNDLSH2¹	Len : 2	SOMEONE ELSE USED LAST NEEDLE AFTER YOU		
			Freq	Pct
		1 = Yes	133	0.24
		2 = No.....	561	1.02
		90 = NOT ASKED THE QUESTION Logically assigned.....	1	0.00
		94 = DON'T KNOW.....	7	0.01
		97 = REFUSED	9	0.02
		98 = BLANK (NO ANSWER).....	19	0.03
		99 = LEGITIMATE SKIP	54538	98.68

NOTE: In situations where respondents reported getting their last needle "some other way" and specified where they got the needle, the variable GNNDGET2 incorporates these "OTHER, Specify" data.

The last time you used a needle for injecting drugs, how did you get the needle?

GNNDGET2¹	Len : 2	HOW DID YOU GET THE NEEDLE LAST TIME		
			Freq	Pct
		1 = Bought the needle from a pharmacy	335	0.61
		2 = Got the needle from a needle exchange	42	0.08
		3 = Bought the needle on the street	63	0.11
		4 = Got the needle in a shooting gallery.....	4	0.01
		5 = Got the needle some other way	30	0.05
		41 = Given by/stole frm friend/acquaint of frnd/nonrel	124	0.22
		42 = Given by, stolen from a relative.....	23	0.04
		43 = Given by, stolen from someone, relation unspecifd	36	0.07
		44 = From drug dealer/came with drugs.....	3	0.01
		46 = Given by, stolen frm med facility/professionl/lab	8	0.01
		47 = Given by, stolen from work.....	3	0.01
		49 = Bought, given, stolen from place/location unspecfd.....	8	0.01
		54 = Shared needle with friends/other acquaintances	4	0.01
		56 = Given/stolen/bought from farm/pet store/supplier	4	0.01
		59 = Bought it online/on the Internet	5	0.01
		90 = NOT ASKED THE QUESTION Logically assigned.....	1	0.00
		94 = DON'T KNOW.....	5	0.01
		97 = REFUSED	13	0.02
		98 = BLANK (NO ANSWER).....	19	0.03
		99 = LEGITIMATE SKIP	54538	98.68

The next question is about GHB, also called "G," "Georgia Home Boy," "Grievous Bodily Harm," "Liquid G," or gamma hydroxybutyrate. Have you ever, even once, used GHB?

GHB¹	Len : 2	EVER USED GHB		
			Freq	Pct
		1 = Yes	251	0.45
		2 = No.....	54952	99.43
		94 = DON'T KNOW.....	56	0.10
		97 = REFUSED	6	0.01
		98 = BLANK (NO ANSWER).....	3	0.01

SPECIAL DRUGS

Adderall is a prescription stimulant that comes in tablet or capsule form. Adderall tablets and capsules are shown below. Have you ever, even once, used Adderall that was not prescribed for you or that you took only for the experience or feeling it caused?

ADDERALL¹ Len : 2 EVER USED ADDERALL THAT WAS NOT PRESCRIBED

	Freq	Pct
1 = Yes	3430	6.21
2 = No.....	51790	93.71
94 = DON'T KNOW.....	36	0.07
97 = REFUSED	9	0.02
98 = BLANK (NO ANSWER).....	3	0.01

Ambien is a prescription sedative or sleeping pill that comes in tablet form. Ambien tablets are shown below. Have you ever, even once, used Ambien that was not prescribed for you or that you took only for the experience or feeling it caused?

AMBIEN¹ Len : 2 EVER USED AMBIEN THAT WAS NOT PRESCRIBED

	Freq	Pct
1 = Yes	1311	2.37
2 = No.....	53914	97.55
94 = DON'T KNOW.....	33	0.06
97 = REFUSED	7	0.01
98 = BLANK (NO ANSWER).....	3	0.01

The last two questions were about prescription drugs. The next question is about non-prescription cough or cold medicines, also known as over the counter medicines. Have you ever, even once, taken a non-prescription cough or cold medicine just to get high?

COLDMEDS¹ Len : 2 TAKEN A NONPRESCRIPTION COUGH MED TO GET HIGH

	Freq	Pct
1 = Yes	2330	4.22
2 = No.....	52895	95.71
94 = DON'T KNOW.....	32	0.06
97 = REFUSED	8	0.01
98 = BLANK (NO ANSWER).....	3	0.01

Earlier, the computer asked you questions about your use of hallucinogens. These drugs often cause people to see or experience things that are not real. The next questions are about hallucinogens you were not specifically asked about earlier.

Have you ever, even once, used Ketamine, also called "Special K" or "Super K"?

KETAMINE¹ Len : 2 EVER USED KETAMINE

	Freq	Pct
1 = Yes	597	1.08
2 = No.....	54582	98.76
94 = DON'T KNOW.....	79	0.14
97 = REFUSED	7	0.01
98 = BLANK (NO ANSWER).....	3	0.01

Have you ever, even once, used any of the following:

DMT, also called dimethyltryptamine,
 AMT, also called alpha-methyltryptamine, or
 Foxy, also called 5-MeO-DIPT?

TRYPTMN¹ Len : 2 EVER USED DMT, AMT, FOXY

	Freq	Pct
1 = Yes	511	0.92
2 = No.....	54644	98.87
94 = DON'T KNOW.....	102	0.18
97 = REFUSED	8	0.01
98 = BLANK (NO ANSWER).....	3	0.01

SPECIAL DRUGS

Have you ever, even once, used Salvia divinorum?

SALVDIV¹	Len : 2	EVER USED SALVIA DIVINORUM		
			Freq	Pct
		1 = Yes	1965	3.56
		2 = No.....	53175	96.21
		94 = DON'T KNOW.....	118	0.21
		97 = REFUSED	7	0.01
		98 = BLANK (NO ANSWER).....	3	0.01

Earlier, the computer recorded that you have used GHB. How long has it been since you last used GHB?

GHBREC¹	Len : 2	TIME SINCE LAST USED GHB		
			Freq	Pct
		1 = Within the past 30 days.....	11	0.02
		2 = More than 30 days ago but within the past 12 mos	18	0.03
		3 = More than 12 months ago	221	0.40
		9 = At some point in the lifetime LOG ASSN	1	0.00
		91 = NEVER USED GHB.....	54952	99.43
		97 = REFUSED	6	0.01
		98 = BLANK (NO ANSWER).....	59	0.11

Earlier, the computer recorded that you have used Adderall that was not prescribed for you or that you took only for the experience or feeling it caused. How long has it been since you last used Adderall in either of these ways?

ADDEREC¹	Len : 2	TIME SINCE LAST USED ADDERALL		
			Freq	Pct
		1 = Within the past 30 days.....	419	0.76
		2 = More than 30 days ago but within the past 12 mos	999	1.81
		3 = More than 12 months ago	2004	3.63
		8 = Used at some point in the past 12 mos LOG ASSN	1	0.00
		9 = At some point in the lifetime LOG ASSN	7	0.01
		91 = NEVER USED ADDERALL.....	51790	93.71
		97 = REFUSED	9	0.02
		98 = BLANK (NO ANSWER).....	39	0.07

Earlier the computer recorded that you have used Ambien that was not prescribed for you or that you took only for the experience or feeling it caused. How long has it been since you last used Ambien in either of these ways?

AMBIREC¹	Len : 2	TIME SINCE LAST USED AMBIEN		
			Freq	Pct
		1 = Within the past 30 days.....	99	0.18
		2 = More than 30 days ago but within the past 12 mos	308	0.56
		3 = More than 12 months ago	897	1.62
		9 = At some point in the lifetime LOG ASSN	7	0.01
		91 = NEVER USED AMBIEN.....	53914	97.55
		97 = REFUSED	7	0.01
		98 = BLANK (NO ANSWER).....	36	0.07

Earlier, the computer recorded that you have taken a non-prescription cough or cold medicine just to get high. How long has it been since you last took one of these cough or cold medicines to get high?

COLDREC¹	Len : 2	TIME SINCE LAST USED COUGH/COLD MED		
			Freq	Pct
		1 = Within the past 30 days.....	167	0.30
		2 = More than 30 days ago but within the past 12 mos	444	0.80
		3 = More than 12 months ago	1688	3.05
		9 = At some point in the lifetime LOG ASSN	31	0.06
		91 = NEVER USED COUGH/COLD MED.....	52895	95.71
		97 = REFUSED	8	0.01
		98 = BLANK (NO ANSWER).....	35	0.06

SPECIAL DRUGS

COLDYR1

Len : 6 OTHER COUGH/COLD MED USED PAST 12 MOS - SPECIFY 1

	Freq	Pct
122.0 = Over-the-counter sleep aid; not specified <OTC>.....	1	0.00
123.0 = Unisom <OTC>.....	1	0.00
130.0 = Phenergan, Promethazine.....	12	0.02
171.0 = NyQuil, no other information <OTC>.....	174	0.31
171.4 = NyQuil with Mountain Dew.....	1	0.00
180.0 = Tylenol P.M. <OTC>.....	2	0.00
364.0 = Pseudoephedrine <OTC>.....	1	0.00
409.0 = Tylenol with Codeine, Tylenol 3, Tylenol 4.....	1	0.00
415.0 = Codeine.....	27	0.05
422.0 = Motrin, no other information <OTC>.....	1	0.00
425.0 = Advil, no other information <OTC>.....	5	0.01
430.0 = Aspirin, Ecotrin, Empirin <OTC>.....	2	0.00
435.0 = Tylenol/Children's Tylenol; otherwise unspcfd<OTC>.....	25	0.05
442.0 = Ibuprofen.....	2	0.00
468.0 = Excedrin; no other information <OTC>.....	1	0.00
480.0 = Robitussin AC with Codeine (Schedule V).....	1	0.00
616.0 = DET, Dimethyltryptamine, DMT.....	1	0.00
829.0 = Robitussin, no other information <OTC>.....	55	0.10
829.1 = Robitussin DM <OTC>.....	1	0.00
829.5 = Robotussin Cough, no other information <OTC>.....	1	0.00
840.0 = Cough med, generic/unspec, contents unspc <OTC>.....	25	0.05
843.0 = Cold medicine/tabs, brand unspfd or generic <OTC>.....	3	0.01
883.0 = Dextromethorphan Hydrobromide <OTC>.....	1	0.00
1001.0 = Benadryl, Diphenhydramine, no other info <OTC>.....	14	0.03
1002.0 = Dimenhydrinate,Dramamine,sea/motion sickness <OTC>.....	1	0.00
3017.0 = Dayquil medication, no other information <OTC>.....	6	0.01
3023.0 = Adderall.....	2	0.00
3047.0 = Sudafed, no other information <OTC>.....	2	0.00
3047.1 = Sudafed PE <OTC>.....	1	0.00
3052.0 = Speed; otherwise unspecified.....	1	0.00
4044.0 = Hydrocodone.....	6	0.01
4067.0 = Oxycontin.....	1	0.00
4114.0 = Phenergan w/Codeine, Promethazine w/Codeine.....	14	0.03
6029.0 = DXM <OTC>.....	3	0.01
6083.0 = CCC, "Triple C," C3 <OTC>.....	22	0.04
8009.0 = Allergy pills/antihistamine; type unspfd <OTC>.....	2	0.00
8012.0 = Coriciden, no other information <OTC>.....	15	0.03
8012.1 = Coricidin Cough and Cold <OTC>.....	7	0.01
8012.3 = Coricidin HBP Cold & Flu <OTC>.....	1	0.00
8025.1 = Alavert D, Claritin D <OTC>.....	1	0.00
8052.0 = Bactrim, Septra.....	1	0.00
8056.0 = Vicks, no other information <OTC>.....	2	0.00
8056.5 = Vicks cough medication, no other info <OTC>.....	1	0.00
8065.0 = Tylenol Cold medication, no other info <OTC>.....	1	0.00
8091.0 = Benzedrex <OTC>.....	1	0.00
8094.0 = Pepto Bismol <OTC>.....	1	0.00
8110.0 = Over-the-counter drug/pills; type unspecified<OTC>.....	12	0.02
8123.0 = Tylenol Sinus medication, no other info <OTC>.....	1	0.00
8169.0 = TheraFlu <OTC>.....	1	0.00
8169.1 = Theraflu Warming <OTC>.....	1	0.00
8192.0 = Delsym <OTC>.....	8	0.01
8194.0 = Afrin <OTC>.....	1	0.00
8200.0 = Tylenol Cold and Flu medication,no othr info <OTC>.....	1	0.00
8201.0 = Tylenol Cough medication, no othr info <OTC>.....	1	0.00
8202.0 = Tussin, no other information.....	3	0.01
8205.0 = Mucinex, no other information <OTC>.....	2	0.00
8205.1 = Mucinex DM <OTC>.....	4	0.01
8211.0 = Halls drops/lozenges, no other info <OTC>.....	2	0.00
8212.0 = Zicam medication, no other information <OTC>.....	1	0.00
8214.0 = Tylenol Nighttime, no other information <OTC>.....	1	0.00
8227.0 = Bronkaid.....	2	0.00
8228.0 = Lean (Promethazine w/codeine mixed w/Sprite).....	3	0.01
8238.0 = Cheratussin <OTC>.....	2	0.00
8249.0 = XL-3.....	1	0.00
8251.0 = DMC, Dimethocaine, Larocaine.....	1	0.00
8254.0 = Flanax; no other information <OTC>.....	1	0.00
8256.0 = Dexomine.....	1	0.00
9985.0 = BAD DATA Logically assigned.....	31	0.06
9991.0 = NEVER USED COUGH/COLD MED.....	52895	95.71
9993.0 = DID NOT USE COUGH/COLD MED IN THE PAST 12 MOS.....	1688	3.05
9994.0 = DON'T KNOW.....	53	0.10
9997.0 = REFUSED.....	34	0.06
9998.0 = BLANK (NO ANSWER).....	67	0.12

SPECIAL DRUGS

COLDYR2¹

Len : 6 OTHER COUGH/COLD MED USED PAST 12 MOS - SPECIFY 2

	Freq	Pct
122.0 = Over-the-counter sleep aid; not specified <OTC>.....	1	0.00
171.0 = NyQuil, no other information <OTC>	18	0.03
209.0 = Xanax, Alprazolam, Tafil, Xanax bars.....	1	0.00
415.0 = Codeine	6	0.01
425.0 = Advil, no other information <OTC>	4	0.01
430.0 = Aspirin, Ecotrin, Empirin <OTC>	1	0.00
435.0 = Tylenol/Children's Tylenol; otherwise unspcfd<OTC>	6	0.01
435.2 = Tylenol Meltaways <OTC>	1	0.00
442.0 = Ibuprofen	2	0.00
477.0 = Melumbrina, Neo-Melumbrina	1	0.00
829.0 = Robitussin, no other information <OTC>	17	0.03
840.0 = Cough med, generic/unspec, contents unspec <OTC>	5	0.01
843.0 = Cold medicine/tabs, brand unspfd or generic <OTC>.....	9	0.02
848.0 = Liquid vitamin, vitamin pills <OTC>	1	0.00
1001.0 = Benadryl, Diphenhydramine, no other info <OTC>	3	0.01
3017.0 = Dayquil medication, no other information <OTC>	5	0.01
3047.0 = Sudafed, no other information <OTC>.....	3	0.01
4044.0 = Hydrocodone	1	0.00
4114.0 = Phenergan w/Codeine, Promethazine w/Codeine	1	0.00
6029.0 = DXM <OTC>	1	0.00
6083.0 = CCC, "Triple C," C3 <OTC>	4	0.01
8010.0 = Zyrtec, Cetirizine <OTC>.....	1	0.00
8012.0 = Coriciden, no other information <OTC>.....	4	0.01
8056.0 = Vicks, no other information <OTC>	1	0.00
8070.0 = Advil Cold and Sinus <OTC>	1	0.00
8110.0 = Over-the-counter drug/pills; type unspecified<OTC>.....	2	0.00
8123.0 = Tylenol Sinus medication, no other info <OTC>	1	0.00
8123.1 = Tylenol Congestion medication, no other info <OTC>	1	0.00
8169.0 = TheraFlu <OTC>.....	1	0.00
8192.0 = Delsym <OTC>	3	0.01
8202.0 = Tussin, no other information.....	1	0.00
8204.0 = Flu medication, no other information <OTC>.....	1	0.00
8205.0 = Mucinex, no other information <OTC>.....	2	0.00
8205.2 = Mucinex expectorant, extended-release <OTC>	1	0.00
8228.0 = Lean (Promethazine w/codeine mixed w/Sprite).....	2	0.00
8252.0 = Walgreens Cold and Flu; no other information <OTC>.....	1	0.00
8253.0 = Tamiflu.....	1	0.00
8255.0 = Dallery <OTC>.....	1	0.00
9985.0 = BAD DATA Logically assigned	7	0.01
9991.0 = NEVER USED COUGH/COLD MED	52895	95.71
9993.0 = DID NOT USE COUGH/COLD MED IN THE PAST 12 MOS.....	1688	3.05
9994.0 = DON'T KNOW	9	0.02
9997.0 = REFUSED.....	9	0.02
9998.0 = BLANK (NO ANSWER).....	544	0.98

SPECIAL DRUGS

COLDYR3¹

Len : 6 OTHER COUGH/COLD MED USED PAST 12 MOS - SPECIFY 3

	Freq	Pct
122.0 = Over-the-counter sleep aid; not specified <OTC>.....	1	0.00
130.0 = Phenergan, Promethazine.....	1	0.00
171.0 = NyQuil, no other information <OTC>	4	0.01
415.0 = Codeine	3	0.01
435.2 = Tylenol Meltaways <OTC>	1	0.00
605.0 = PCP ("angel dust," phencyclidine).....	1	0.00
829.0 = Robitussin, no other information <OTC>	2	0.00
840.0 = Cough med, generic/unspec, contents unspec <OTC>	1	0.00
843.0 = Cold medicine/tabs, brand unspfd or generic <OTC>	4	0.01
900.0 = Not a drug.....	1	0.00
3017.0 = Dayquil medication, no other information <OTC>	1	0.00
3101.0 = Sedalmerck.....	1	0.00
6083.0 = CCC, "Triple C," C3 <OTC>	3	0.01
8012.0 = Coriciden, no other information <OTC>	1	0.00
8202.0 = Tussin, no other information.....	1	0.00
8204.0 = Flu medication, no other information <OTC>	1	0.00
9985.0 = BAD DATA Logically assigned	4	0.01
9991.0 = NEVER USED COUGH/COLD MED	52895	95.71
9993.0 = DID NOT USE COUGH/COLD MED IN THE PAST 12 MOS.....	1688	3.05
9994.0 = DON'T KNOW.....	3	0.01
9997.0 = REFUSED.....	9	0.02
9998.0 = BLANK (NO ANSWER).....	642	1.16

COLDYR4¹

Len : 6 OTHER COUGH/COLD MED USED PAST 12 MOS - SPECIFY 4

	Freq	Pct
171.0 = NyQuil, no other information <OTC>	1	0.00
840.0 = Cough med, generic/unspec, contents unspec <OTC>	2	0.00
843.0 = Cold medicine/tabs, brand unspfd or generic <OTC>	1	0.00
900.0 = Not a drug.....	1	0.00
3017.0 = Dayquil medication, no other information <OTC>	1	0.00
4046.0 = Oxycodone.....	1	0.00
6083.0 = CCC, "Triple C," C3 <OTC>	1	0.00
8110.0 = Over-the-counter drug/pills; type unspecified<OTC>	2	0.00
8169.0 = TheraFlu <OTC>.....	1	0.00
9985.0 = BAD DATA Logically assigned	2	0.00
9991.0 = NEVER USED COUGH/COLD MED	52895	95.71
9993.0 = DID NOT USE COUGH/COLD MED IN THE PAST 12 MOS.....	1688	3.05
9997.0 = REFUSED.....	8	0.01
9998.0 = BLANK (NO ANSWER).....	664	1.20

COLDYR5¹

Len : 6 OTHER COUGH/COLD MED USED PAST 12 MOS - SPECIFY 5

	Freq	Pct
840.0 = Cough med, generic/unspec, contents unspec <OTC>	2	0.00
8110.0 = Over-the-counter drug/pills; type unspecified<OTC>	2	0.00
9985.0 = BAD DATA Logically assigned	2	0.00
9991.0 = NEVER USED COUGH/COLD MED	52895	95.71
9993.0 = DID NOT USE COUGH/COLD MED IN THE PAST 12 MOS.....	1688	3.05
9997.0 = REFUSED.....	8	0.01
9998.0 = BLANK (NO ANSWER).....	671	1.21

NOTE: OTCFLAG is a "flag" variable that has a value of 1 when respondents reported use of an over-the-counter (OTC) cold medication to get high in the past year, but the only drugs that they specified were prescription- type ones. OTCFLAG has a value of 2 when respondents reported use of OTC cold medications to get high but their "OTHER, Specify" variables COLDYR1 through COLDYR5 all had codes of "bad data" or "blank."

OTCFLAG¹

Len : 2 INCONSISTENCY FLAG FOR REPORT OF OTC COLD MEDS

	Freq	Pct
1 = Specified use only of prescrip-type drugs, past yr	69	0.12
2 = Bad data or blank in COLDYR1-COLDYR5.....	17	0.03
98 = BLANK (OTHERWISE)	55182	99.84

SPECIAL DRUGS

Earlier, the computer recorded that you have used Ketamine. How long has it been since you last used Ketamine?

KETAREC¹	Len : 2	TIME SINCE LAST USED KETAMINE		
			Freq	Pct
		1 = Within the past 30 days.....	24	0.04
		2 = More than 30 days ago but within the past 12 mos	71	0.13
		3 = More than 12 months ago	496	0.90
		9 = Used at some point in the lifetime LOG ASSN	6	0.01
		91 = NEVER USED KETAMINE	54582	98.76
		97 = REFUSED	7	0.01
		98 = BLANK (NO ANSWER).....	82	0.15

Earlier, the computer recorded that you have used DMT, AMT, or Foxy. How long has it been since you last used any of these drugs?

TRYPREC¹	Len : 2	TIME SINCE LAST USED DMT/AMT/FOXY		
			Freq	Pct
		1 = Within the past 30 days.....	33	0.06
		2 = More than 30 days ago but within the past 12 mos	129	0.23
		3 = More than 12 months ago	348	0.63
		9 = Used at some point in the lifetime LOG ASSN	1	0.00
		91 = NEVER USED DMT/AMT/FOXY	54644	98.87
		97 = REFUSED	8	0.01
		98 = BLANK (NO ANSWER).....	105	0.19

Earlier, the computer recorded that you have used Salvia divinorum. How long has it been since you last used Salvia divinorum?

SALVREC¹	Len : 2	TIME SINCE LAST USED SALVIA DIVINORUM		
			Freq	Pct
		1 = Within the past 30 days.....	51	0.09
		2 = More than 30 days ago but within the past 12 mos	266	0.48
		3 = More than 12 months ago	1645	2.98
		9 = Used at some point in the lifetime LOG ASSN	3	0.01
		91 = NEVER USED SALVIA DIVINORUM	53175	96.21
		97 = REFUSED	7	0.01
		98 = BLANK (NO ANSWER).....	121	0.22

RECODED SPECIAL DRUGS

RECODED SPECIAL DRUGS

The values in the section may be inconsistent with values from the core section(s). Items in this section were edited when respondents legitimately skipped out of these items based on prior answers in the core section(s). Otherwise, non-core items generally were not edited to make them consistent with core items, and core items were not edited to make them consistent with non-core items. This note applies to variables in this section marked by a¹.

NOTE: The variables in this section are recoded variables that were created from one or more of the edited variables from the preceding section.

NOTE: Certain source variables that were used to create recoded variables have valid values that might not have been reported or assigned for the current survey year. However, these values have been included in the general specifications in the codebook on how the recoded variables were created. See additional details about this issue in the Organization of the Data File section of this codebook introduction.

NOTE: The variables STNEEDLR, STNLRECR, and NEDLRECR were created to be consistent with data from corresponding variables prior to 2005. STNEEDLR was derived from the variables MTHNEEDL and OSTNEEDL. STNLRECR was derived from the variables MTNDLREC and OSTNLREC. NEDLRECR was derived from the variables HRNDLREC, CONDLREC, and STNLRECR. The variables STNEDL06, STNLRC06, and NDLREC06 also took into account data from the methamphetamine variables MTHANEDL, MTANDLRC, and MTHEVCK from the SPECIAL DRUGS module. STNEDL06 was derived from STNEEDLR and MTHANEDL. STNLRC06 was derived from STNLRECR and MTANDLRC. NDLREC06 was derived from NEDLRECR and STNLRC06.

STNEEDLR¹ Len : 2 EVER USED NEEDLE TO INJECT STIMULANT - RECODE

	Freq	Pct
1 = Yes	267	0.48
2 = No.....	3380	6.12
81 = NEVER USED STIMULANTS Logically assigned	9	0.02
91 = NEVER USED STIMULANTS	51506	93.19
97 = REFUSED	6	0.01
98 = MISSING (BUT NOT REFUSED).....	100	0.18

STNLRECR¹ Len : 2 MOST RECENT TIME USED STIMULANT W/NEEDLE - RECODE

	Freq	Pct
1 = Within the past 30 days.....	18	0.03
2 = More than 30 days ago but within the past 12 mos	40	0.07
3 = More than 12 months ago	190	0.34
9 = At some point in the lifetime LOG ASSN	17	0.03
13 = More than 12 months ago LOGICALLY ASSIGNED.....	2	0.00
81 = NEVER USED STIMULANTS Logically assigned	9	0.02
91 = NEVER USED STIMULANTS	51506	93.19
93 = USED STIMULANTS BUT NEVER WITH A NEEDLE	3380	6.12
97 = REFUSED	6	0.01
98 = MISSING (BUT NOT REFUSED).....	100	0.18

NEDLRECR¹ Len : 2 MOST RECENT TIME USED COC/HER/STM WITH A NEEDLE

	Freq	Pct
1 = Within the past 30 days.....	69	0.12
2 = More than 30 days ago but within the past 12 mos	94	0.17
3 = More than 12 months ago	411	0.74
8 = At some point in the past 12 months LOG ASSN	1	0.00
9 = At some point in the lifetime LOG ASSN	22	0.04
13 = More than 12 months ago LOGICALLY ASSIGNED.....	4	0.01
81 = NEVER USED COC/HER/STM W/NEEDLE Log assn	9	0.02
91 = NEVER USED COC/HER/STM WITH A NEEDLE.....	54503	98.62
97 = REFUSED	14	0.03
98 = MISSING (BUT NOT REFUSED).....	141	0.26

STNEDL06¹ Len : 2 EVER USE NEEDL TO INJECT STIM (INCL METH 06 DATA)

	Freq	Pct
1 = Yes	316	0.57
2 = No.....	3672	6.64
81 = NEVER USED STIMULANTS Logically assigned	9	0.02
91 = NEVER USED STIMULANTS	51165	92.58
97 = REFUSED	6	0.01
98 = MISSING (BUT NOT REFUSED).....	100	0.18

RECODED SPECIAL DRUGS

STNLRC06¹ Len : 2 MOST RECENT USE STIM W/NEEDLE (INCL METH 06 DATA)

	Freq	Pct
1 = Within the past 30 days.....	21	0.04
2 = More than 30 days ago but within the past 12 mos	47	0.09
3 = More than 12 months ago	230	0.42
9 = At some point in the lifetime LOG ASSN	16	0.03
13 = More than 12 months ago LOGICALLY ASSIGNED.....	2	0.00
81 = NEVER USED STIMULANTS Logically assigned	9	0.02
91 = NEVER USED STIMULANTS (AND MTHAMP=2)	51165	92.58
93 = USED STIMULANTS BUT NEVER WITH A NEEDLE	3672	6.64
97 = REFUSED	6	0.01
98 = MISSING (BUT NOT REFUSED).....	100	0.18

NDLREC06¹ Len : 2 MOST RECENT COC/HER/STM W/NEDL (INC METH 06 DATA)

	Freq	Pct
1 = Within the past 30 days.....	71	0.13
2 = More than 30 days ago but within the past 12 mos	99	0.18
3 = More than 12 months ago	431	0.78
8 = At some point in the past 12 months LOG ASSN	1	0.00
9 = At some point in the lifetime LOG ASSN	21	0.04
13 = More than 12 months ago LOGICALLY ASSIGNED.....	4	0.01
81 = NEVER USED COC/HER/STM W/NEEDLE Log assn	9	0.02
91 = NEVER USED COC/HER/STM WITH A NEEDLE.....	54477	98.57
97 = REFUSED	14	0.03
98 = MISSING (BUT NOT REFUSED).....	141	0.26

NOTE: The following 8 variables indicate whether a respondent has ever used a needle to inject any drug, heroin, cocaine, stimulants, or methamphetamine.

NOTE: NEDFLG01, NEDSTM, and NEDMTH are based only on data from the methamphetamine questions in the Stimulants module of the core questionnaire. In 2005, new methamphetamine items were added to the non-core Special Drugs module to capture methamphetamine users who failed to report the drug in the prescription Stimulants module. These were augmented in 2006 to include clarifications. The new non-core Special Drugs items were used to create CPNNDFLG, CPNNDSTM, and CPNNDMTH. For details, please see Appendix B.4.8 of the 2008 National Findings Report. (NOTE: CPN is an abbreviation for Core-Plus-Noncore.)

A respondent was defined as having used a needle to inject drugs based on the core questions, NEDFLG01, if they indicated at least one of the following: using a needle to inject heroin (HERNEEDL), cocaine (COCNEEDL), stimulants in the Stimulants module (STNEEDLR), or any other drug (OTDGNEEDL). Otherwise, a respondent was defined as never using needles to inject drugs.

NEDFLG01 Len : 1 EVER USED A NEEDLE TO INJECT ANY DRUG

	Freq	Pct
0 = Never Used/Unknown (Otherwise).....	54599	98.79
1 = Ever Used (Any source variable=1,3).....	669	1.21

A respondent was defined as having used a needle to inject drugs based on the core-plus-noncore questions, CPNNDFLG, if they indicated at least one of the following: using a needle to inject heroin (HERNEEDL), cocaine (COCNEEDL), stimulants in the stimulants or special drugs module (STNEEDL06), or any other drug (OTDGNEEDL). Otherwise, a respondent was defined as never using needles to inject drugs.

CPNNDFLG Len : 1 CPN: EVER USED A NEEDLE TO INJECT ANY DRUG

	Freq	Pct
0 = Never Used/Unknown (Otherwise).....	54574	98.74
1 = Ever Used (Any source variable=1,3).....	694	1.26

NEDHER Len : 1 EVER USED A NEEDLE TO INJECT HEROIN

	Freq	Pct
0 = No/Unknown (Otherwise).....	54900	99.33
1 = Yes (HERNEEDL=1,3).....	368	0.67

NEDCOC Len : 1 EVER USED A NEEDLE TO INJECT COCAINE

	Freq	Pct
0 = No/Unknown (Otherwise).....	54940	99.41
1 = Yes (COCNEEDL=1,3)	328	0.59

RECORDED SPECIAL DRUGS

NEDSTM	Len : 1 EVER USED A NEEDLE TO INJECT STIMULANT		
	0 = No/Unknown (Otherwise).....	Freq	Pct
	1 = Yes (STNEEDLR=1,3).....	55001	99.52
		267	0.48

CPNNDSTM	Len : 1 CPN: EVER USED A NEEDLE TO INJECT STIMULANT		
	0 = No/Unknown (Otherwise).....	Freq	Pct
	1 = Yes (STNEDL06=1).....	54952	99.43
		316	0.57

NEDMTH	Len : 1 EVER USED A NEEDLE TO INJECT METHAMPHETAMINE		
	0 = No/Unknown (Otherwise).....	Freq	Pct
	1 = Yes (MTHNEEDL=1,3).....	55053	99.61
		215	0.39

The following variable, CPNNDMTH, was defined as ever using a needle to inject methamphetamine if a respondent reported methamphetamine use in the core stimulant module (MTHNEEDL in (1, 3)) or if they reported methamphetamine use in the noncore special drugs module because they did not consider methamphetamine to be a prescription drug, and they reported using a needle to inject methamphetamine (MTHANEDL in (1, 3)).

CPNNDMTH	Len : 1 CPN: EVER USED A NEEDLE TO INJECT METHAMPHETAMINE		
	0 = No/Unknown (Otherwise).....	Freq	Pct
	1 = Yes (See comment above).....	54998	99.51
		270	0.49

HERSMOK2	Len : 1 EVER SMOKED HEROIN		
	0 = No/Unknown (Otherwise).....	Freq	Pct
	1 = Yes (HERSMOKE=1,3).....	54930	99.39
		338	0.61

HERSNIF2	Len : 1 EVER SNIFFED HEROIN		
	0 = No/Unknown (Otherwise).....	Freq	Pct
	1 = Yes (HERSNIFF=1,3).....	54685	98.95
		583	1.05

ADDEFLGR	Len : 1 LIFETIME NONMEDICAL USE OF ADDERALL		
	0 = No (Otherwise).....	Freq	Pct
	1 = Yes (ADDEREC=1,2,3,8,9).....	51838	93.79
		3430	6.21

ADDEYRR	Len : 1 PAST YEAR NONMEDICAL USE OF ADDERALL		
	0 = No (Otherwise).....	Freq	Pct
	1 = Yes (ADDEREC=1,2,8).....	53849	97.43
		1419	2.57

ADDEMONR	Len : 1 PAST MONTH NONMEDICAL USE OF ADDERALL		
	0 = No (Otherwise).....	Freq	Pct
	1 = Yes (ADDEREC=1).....	54849	99.24
		419	0.76

AMBIFLGR	Len : 1 LIFETIME NONMEDICAL USE OF AMBIEN		
	0 = No (Otherwise).....	Freq	Pct
	1 = Yes (AMBIREC=1,2,3,8,9).....	53957	97.63
		1311	2.37

AMBIYRR	Len : 1 PAST YEAR NONMEDICAL USE OF AMBIEN		
	0 = No (Otherwise).....	Freq	Pct
	1 = Yes (AMBIREC=1,2,8).....	54861	99.26
		407	0.74

RECODED SPECIAL DRUGS

AMBIMONR	Len : 1 PAST MONTH NONMEDICAL USE OF AMBIEN		
	0 = No (Otherwise).....	Freq	Pct
	1 = Yes (AMBIREC=1).....	55169	99.82
		99	0.18
COLDFLGR	Len : 1 LIFETIME USE OF NON-RX COUGH OR COLD MEDICINES		
	0 = No (Otherwise).....	Freq	Pct
	1 = Yes (COLDREC=1,2,3,8,9).....	52938	95.78
		2330	4.22
COLDYRR	Len : 1 PAST YEAR USE OF NON-RX COUGH OR COLD MEDICINES		
	0 = No (Otherwise).....	Freq	Pct
	1 = Yes (COLDREC=1,2,8 and OTCFLAG=98)	54743	99.05
		525	0.95
COLDMONR	Len : 1 PAST MONTH USE OF NON-RX COUGH OR COLD MEDICINES		
	0 = No (Otherwise).....	Freq	Pct
	1 = Yes (COLDREC=1 and OTCFLAG=98)	55137	99.76
		131	0.24
GHBFLLGR	Len : 1 LIFETIME USE OF GHB		
	0 = No (Otherwise).....	Freq	Pct
	1 = Yes (GHBREC=1,2,3,8,9).....	55017	99.55
		251	0.45
GHBYRR	Len : 1 PAST YEAR USE OF GHB		
	0 = No (Otherwise).....	Freq	Pct
	1 = Yes (GHBREC=1,2,8).....	55239	99.95
		29	0.05
GHBMONR	Len : 1 PAST MONTH USE OF GHB		
	0 = No (Otherwise).....	Freq	Pct
	1 = Yes (GHBREC=1).....	55257	99.98
		11	0.02
KETAFLGR	Len : 1 LIFETIME USE OF KETAMINE		
	0 = No (Otherwise).....	Freq	Pct
	1 = Yes (KETAREC=1,2,3,8,9)	54671	98.92
		597	1.08
KETAYRR	Len : 1 PAST YEAR USE OF KETAMINE		
	0 = No (Otherwise).....	Freq	Pct
	1 = Yes (KETAREC=1,2,8)	55173	99.83
		95	0.17
KETAMONR	Len : 1 PAST MONTH USE OF KETAMINE		
	0 = No (Otherwise).....	Freq	Pct
	1 = Yes (KETAREC=1)	55244	99.96
		24	0.04
SALVFLGR	Len : 1 LIFETIME USE OF SALVIA DIVINORUM		
	0 = No (Otherwise).....	Freq	Pct
	1 = Yes (SALVREC=1,2,3,8,9).....	53303	96.44
		1965	3.56
SALVYRR	Len : 1 PAST YEAR USE OF SALVIA DIVINORUM		
	0 = No (Otherwise).....	Freq	Pct
	1 = Yes (SALVREC=1,2,8).....	54951	99.43
		317	0.57

RECODED SPECIAL DRUGS

SALVMONR	Len : 1 PAST MONTH USE OF SALVIA DIVINORUM		
		Freq	Pct
	0 = No (Otherwise).....	55217	99.91
	1 = Yes (SALVREC=1)	51	0.09
TRYPFLGR	Len : 1 LIFETIME USE OF DMT, AMT, FOXY		
		Freq	Pct
	0 = No (Otherwise).....	54757	99.08
	1 = Yes (TRYPREC=1,2,3,8,9)	511	0.92
TRYPYRR	Len : 1 PAST YEAR USE OF DMT, AMT, FOXY		
		Freq	Pct
	0 = No (Otherwise).....	55106	99.71
	1 = Yes (TRYPREC=1,2,8)	162	0.29
TRYPMONR	Len : 1 PAST MONTH USE OF DMT, AMT, FOXY		
		Freq	Pct
	0 = No (Otherwise).....	55235	99.94
	1 = Yes (TRYPREC=1)	33	0.06

RISK/AVAILABILITY

RISK/AVAILABILITY

The values in the section may be inconsistent with values from the core section(s). Items in this section were edited when respondents legitimately skipped out of these items based on prior answers in the core section(s). Otherwise, non-core items generally were not edited to make them consistent with core items, and core items were not edited to make them consistent with non-core items. This note applies to variables in this section marked by a¹.

We are interested in your opinion about the effects of using certain drugs and other substances, about whether it's difficult or easy to get drugs, and the extent to which drugs are available in your neighborhood.

Please indicate how much you think people risk harming themselves physically and in other ways when they do each of the following activities.

If you're not sure, choose an answer for the amount of risk that comes closest to what you think might be true for that activity.

How much do people risk harming themselves physically and in other ways when they smoke one or more packs of cigarettes per day?

RSKPKCIG¹	Len : 2	RISK SMOKING 1 OR MORE PACKS CIGARETTES PER DAY		
			Freq	Pct
		1 = No risk	1308	2.37
		2 = Slight risk.....	3312	5.99
		3 = Moderate risk.....	13279	24.03
		4 = Great risk.....	36978	66.91
		94 = DON'T KNOW.....	328	0.59
		97 = REFUSED	60	0.11
		98 = BLANK (NO ANSWER).....	3	0.01

How much do people risk harming themselves physically and in other ways when they smoke marijuana once a month?

RSKMJOCC¹	Len : 2	RISK SMOKING MARIJUANA ONCE A MONTH		
			Freq	Pct
		1 = No risk	11132	20.14
		2 = Slight risk.....	16264	29.43
		3 = Moderate risk.....	13618	24.64
		4 = Great risk.....	13500	24.43
		94 = DON'T KNOW.....	702	1.27
		97 = REFUSED	49	0.09
		98 = BLANK (NO ANSWER).....	3	0.01

How much do people risk harming themselves physically and in other ways when they smoke marijuana once or twice a week?

RSKMJREG¹	Len : 2	RISK SMOKING MARIJUANA ONCE OR TWICE A WEEK		
			Freq	Pct
		1 = No risk	8337	15.08
		2 = Slight risk.....	12413	22.46
		3 = Moderate risk.....	14356	25.98
		4 = Great risk.....	19426	35.15
		94 = DON'T KNOW.....	687	1.24
		97 = REFUSED	46	0.08
		98 = BLANK (NO ANSWER).....	3	0.01

How much do people risk harming themselves physically and in other ways when they try LSD once or twice?

RKTRYLSD¹	Len : 2	RISK TRYING LSD ONCE OR TWICE		
			Freq	Pct
		1 = No risk	1563	2.83
		2 = Slight risk.....	7099	12.84
		3 = Moderate risk.....	12366	22.37
		4 = Great risk.....	32357	58.55
		94 = DON'T KNOW.....	1805	3.27
		97 = REFUSED	75	0.14
		98 = BLANK (NO ANSWER).....	3	0.01

RISK/AVAILABILITY

How much do people risk harming themselves physically and in other ways when they use LSD once or twice a week?

RKLSDREG ¹ Len : 2 RISK USING LSD ONCE OR TWICE A WEEK		Freq	Pct
1 = No risk		685	1.24
2 = Slight risk.....		1916	3.47
3 = Moderate risk.....		8165	14.77
4 = Great risk.....		42670	77.21
94 = DON'T KNOW.....		1757	3.18
97 = REFUSED		72	0.13
98 = BLANK (NO ANSWER).....		3	0.01

How much do people risk harming themselves physically and in other ways when they try heroin once or twice?

RKTRYHER ¹ Len : 2 RISK TRYING HEROIN ONCE OR TWICE		Freq	Pct
1 = No risk		816	1.48
2 = Slight risk.....		4033	7.30
3 = Moderate risk.....		8970	16.23
4 = Great risk.....		40398	73.09
94 = DON'T KNOW.....		997	1.80
97 = REFUSED		51	0.09
98 = BLANK (NO ANSWER).....		3	0.01

How much do people risk harming themselves physically and in other ways when they use heroin once or twice a week?

RKHHERREG ¹ Len : 2 RISK USING HEROIN ONCE OR TWICE A WEEK		Freq	Pct
1 = No risk		506	0.92
2 = Slight risk.....		974	1.76
3 = Moderate risk.....		4189	7.58
4 = Great risk.....		48617	87.97
94 = DON'T KNOW.....		936	1.69
97 = REFUSED		43	0.08
98 = BLANK (NO ANSWER).....		3	0.01

How much do people risk harming themselves physically and in other ways when they use cocaine once a month?

RKCOCOCC ¹ Len : 2 RISK USING COCAINE ONCE A MONTH		Freq	Pct
1 = No risk		1108	2.00
2 = Slight risk.....		6120	11.07
3 = Moderate risk.....		13146	23.79
4 = Great risk.....		33967	61.46
94 = DON'T KNOW.....		884	1.60
97 = REFUSED		40	0.07
98 = BLANK (NO ANSWER).....		3	0.01

How much do people risk harming themselves physically and in other ways when they use cocaine once or twice a week?

RKCOCREG ¹ Len : 2 RISK USING COCAINE ONCE OR TWICE A WEEK		Freq	Pct
1 = No risk		532	0.96
2 = Slight risk.....		1474	2.67
3 = Moderate risk.....		6397	11.57
4 = Great risk.....		46008	83.25
94 = DON'T KNOW.....		816	1.48
97 = REFUSED		38	0.07
98 = BLANK (NO ANSWER).....		3	0.01

RISK/AVAILABILITY

How much do people risk harming themselves physically and in other ways when they have four or five drinks of an alcoholic beverage nearly every day?

RK5ALDLY¹ Len : 2 RISK HAVING 4 OR 5 DRINKS NEARLY EVERY DAY

	Freq	Pct
1 = No risk	813	1.47
2 = Slight risk.....	4453	8.06
3 = Moderate risk.....	14451	26.15
4 = Great risk.....	35141	63.58
94 = DON'T KNOW.....	371	0.67
97 = REFUSED	36	0.07
98 = BLANK (NO ANSWER).....	3	0.01

How much do people risk harming themselves physically and in other ways when they have five or more drinks of an alcoholic beverage once or twice a week?

RK5ALWK¹ Len : 2 RISK HAVING 5 OR MORE DRINKS ONCE OR TWICE A WEEK

	Freq	Pct
1 = No risk	2054	3.72
2 = Slight risk.....	11074	20.04
3 = Moderate risk.....	20577	37.23
4 = Great risk.....	21118	38.21
94 = DON'T KNOW.....	411	0.74
97 = REFUSED	31	0.06
98 = BLANK (NO ANSWER).....	3	0.01

The next questions ask how difficult you think it would be for you to get each of the following types of drugs, if you wanted some.

How difficult or easy would it be for you to get some marijuana, if you wanted some?

RSKDIFMJ¹ Len : 2 HOW DIFFICULT TO GET MARIJUANA

	Freq	Pct
1 = Probably impossible.....	8009	14.49
2 = Very difficult.....	5794	10.48
3 = Fairly difficult.....	6934	12.55
4 = Fairly easy	15210	27.52
5 = Very easy	17657	31.95
94 = DON'T KNOW.....	1443	2.61
97 = REFUSED	218	0.39
98 = BLANK (NO ANSWER).....	3	0.01

How difficult or easy would it be for you to get some LSD, if you wanted some?

RKDIFLSD¹ Len : 2 HOW DIFFICULT TO GET LSD

	Freq	Pct
1 = Probably impossible.....	20306	36.74
2 = Very difficult.....	12937	23.41
3 = Fairly difficult.....	11112	20.11
4 = Fairly easy	5588	10.11
5 = Very easy	1973	3.57
94 = DON'T KNOW.....	3156	5.71
97 = REFUSED	193	0.35
98 = BLANK (NO ANSWER).....	3	0.01

How difficult or easy would it be for you to get some cocaine, if you wanted some?

RKDIFCOC¹ Len : 2 HOW DIFFICULT TO GET COCAINE

	Freq	Pct
1 = Probably impossible.....	17602	31.85
2 = Very difficult.....	11847	21.44
3 = Fairly difficult.....	10194	18.44
4 = Fairly easy	8532	15.44
5 = Very easy	4414	7.99
94 = DON'T KNOW.....	2483	4.49
97 = REFUSED	193	0.35
98 = BLANK (NO ANSWER).....	3	0.01

RISK/AVAILABILITY

How difficult or easy would it be for you to get some 'crack', if you wanted some?

RKDIFCRK¹	Len : 2 HOW DIFFICULT TO GET "CRACK"		
		Freq	Pct
	1 = Probably impossible.....	19465	35.22
	2 = Very difficult.....	12599	22.80
	3 = Fairly difficult.....	9298	16.82
	4 = Fairly easy.....	6893	12.47
	5 = Very easy.....	4250	7.69
	94 = DON'T KNOW.....	2560	4.63
	97 = REFUSED.....	200	0.36
	98 = BLANK (NO ANSWER).....	3	0.01

How difficult or easy would it be for you to get some heroin, if you wanted some?

RKDIFHER¹	Len : 2 HOW DIFFICULT TO GET HEROIN		
		Freq	Pct
	1 = Probably impossible.....	22785	41.23
	2 = Very difficult.....	13494	24.42
	3 = Fairly difficult.....	8428	15.25
	4 = Fairly easy.....	4818	8.72
	5 = Very easy.....	2837	5.13
	94 = DON'T KNOW.....	2713	4.91
	97 = REFUSED.....	190	0.34
	98 = BLANK (NO ANSWER).....	3	0.01

In the past 30 days, has anyone approached you to sell you an illegal drug?

RSKSELL¹	Len : 2 APPROACHED BY SOMEONE SELLING ILL DRUG PST 30 DYS		
		Freq	Pct
	1 = Yes.....	6870	12.43
	2 = No.....	48310	87.41
	94 = DON'T KNOW.....	49	0.09
	97 = REFUSED.....	36	0.07
	98 = BLANK (NO ANSWER).....	3	0.01

How often do you get a real kick out of doing things that are a little dangerous?

RKFQDNDR¹	Len : 2 GET A REAL KICK OUT OF DOING DANGEROUS THINGS		
		Freq	Pct
	1 = Never.....	22504	40.72
	2 = Seldom.....	17006	30.77
	3 = Sometimes.....	12934	23.40
	4 = Always.....	2316	4.19
	94 = DON'T KNOW.....	392	0.71
	97 = REFUSED.....	113	0.20
	98 = BLANK (NO ANSWER).....	3	0.01

How often do you like to test yourself by doing something a little risky?

RKFQRSKY¹	Len : 2 LIKE TO TEST YOURSELF BY DOING RISKY THINGS		
		Freq	Pct
	1 = Never.....	22653	40.99
	2 = Seldom.....	19462	35.21
	3 = Sometimes.....	11243	20.34
	4 = Always.....	1650	2.99
	94 = DON'T KNOW.....	184	0.33
	97 = REFUSED.....	73	0.13
	98 = BLANK (NO ANSWER).....	3	0.01

RISK/AVAILABILITY

How often do you wear a seatbelt when you ride in the front passenger seat of a car?

RKFQPBLT¹ Len : 2 WEAR A SEATBELT WHEN RIDE FRONT PASS SEAT OF CAR

	Freq	Pct
1 = Never.....	1636	2.96
2 = Seldom.....	2579	4.67
3 = Sometimes.....	6975	12.62
4 = Always.....	44036	79.68
94 = DON'T KNOW.....	25	0.05
97 = REFUSED.....	14	0.03
98 = BLANK (NO ANSWER).....	3	0.01

How often do you wear a seatbelt when you drive a car?

RKFQDBLT¹ Len : 2 WEAR A SEATBELT WHEN YOU DRIVE A CAR

	Freq	Pct
1 = Never.....	1385	2.51
2 = Seldom.....	1531	2.77
3 = Sometimes.....	3541	6.41
4 = Always.....	35241	63.76
5 = I don't drive.....	13482	24.39
94 = DON'T KNOW.....	51	0.09
97 = REFUSED.....	34	0.06
98 = BLANK (NO ANSWER).....	3	0.01

RECODED RISK/AVAILABILITY

RECODED RISK/AVAILABILITY

NOTE: The variables in this section are recoded variables that were created from one or more of the edited variables from the preceding section.

GRSKPKCG	Len : 1 GREAT RISK: SMOKE 1+ PACKS CIGARETTES PER DAY		
	. = Unknown (Otherwise)	Freq	Pct
	0 = Otherwise (RSKPKCIG=1,2,3)	391	0.71
	1 = Great Risk (RSKPKCIG=4)	17899	32.39
		36978	66.91
GRSKMOCC	Len : 1 GREAT RISK: USE MARIJUANA ONCE A MONTH		
	. = Unknown (Otherwise)	Freq	Pct
	0 = Otherwise (RSKMJOCC=1,2,3)	754	1.36
	1 = Great Risk (RSKMJOCC=4)	41014	74.21
		13500	24.43
GRSKMREG	Len : 1 GREAT RISK: USE MARIJUANA 1-2 TIMES PER WEEK		
	. = Unknown (Otherwise)	Freq	Pct
	0 = Otherwise (RSKMJREG=1,2,3)	736	1.33
	1 = Great Risk (RSKMJREG=4)	35106	63.52
		19426	35.15
GRSKCOCC	Len : 1 GREAT RISK: USE COCAINE ONCE A MONTH		
	. = Unknown (Otherwise)	Freq	Pct
	0 = Otherwise (RKCOCOCC=1,2,3)	927	1.68
	1 = Great Risk (RKCOCOCC=4)	20374	36.86
		33967	61.46
GRSKCREG	Len : 1 GREAT RISK: USE COCAINE 1-2 TIMES PER WEEK		
	. = Unknown (Otherwise)	Freq	Pct
	0 = Otherwise (RKCOCREG=1,2,3)	857	1.55
	1 = Great Risk (RKCOCREG=4)	8403	15.20
		46008	83.25
GRSKHTRY	Len : 1 GREAT RISK: TRYING HEROIN ONCE OR TWICE		
	. = Unknown (Otherwise)	Freq	Pct
	0 = Otherwise (RKTRYHER=1,2,3)	1051	1.90
	1 = Great Risk (RKTRYHER=4)	13819	25.00
		40398	73.09
GRSKHREG	Len : 1 GREAT RISK: USE HEROIN 1-2 TIMES PER WEEK		
	. = Unknown (Otherwise)	Freq	Pct
	0 = Otherwise (RKHERREG=1,2,3)	982	1.78
	1 = Great Risk (RKHERREG=4)	5669	10.26
		48617	87.97
GRSKLTRY	Len : 1 GREAT RISK: TRYING LSD ONCE OR TWICE		
	. = Unknown (Otherwise)	Freq	Pct
	0 = Otherwise (RKTRYLSD=1,2,3)	1883	3.41
	1 = Great Risk (RKTRYLSD=4)	21028	38.05
		32357	58.55
GRSKLREG	Len : 1 GREAT RISK: USE LSD 1-2 TIMES PER WEEK		
	. = Unknown (Otherwise)	Freq	Pct
	0 = Otherwise (RKLSDREG=1,2,3)	1832	3.31
	1 = Great Risk (RKLSDREG=4)	10766	19.48
		42670	77.21
GRSKD4_5	Len : 1 GREAT RISK: HAVE 4-5 ALC DRINKS PER DAY		
	. = Unknown (Otherwise)	Freq	Pct
	0 = Otherwise (RK5ALDLY=1,2,3)	410	0.74
	1 = Great Risk (RK5ALDLY=4)	19717	35.68
		35141	63.58

RECODED RISK/AVAILABILITY

GRSKD5WK	Len : 1 GREAT RISK: HAVE 5+ ALC DRINKS 1-2 TIMES PER WEEK		
	. = Unknown (Otherwise)	Freq	Pct
	0 = Otherwise (RK5ALWK=1,2,3)	445	0.81
	1 = Great Risk (RK5ALWK=4)	33705	60.98
		21118	38.21
RDIFMJ	Len : 1 MARIJUANA FAIRLY OR VERY EASY TO OBTAIN		
	. = Unknown (Otherwise)	Freq	Pct
	0 = Otherwise (RSKDIFMJ=1,2,3)	1664	3.01
	1 = Fairly or Very Easy (RSKDIFMJ=4,5)	20737	37.52
		32867	59.47
RDIFCOC	Len : 1 COCAINE FAIRLY OR VERY EASY TO OBTAIN		
	. = Unknown (Otherwise)	Freq	Pct
	0 = Otherwise (RKDIFCOC=1,2,3)	2679	4.85
	1 = Fairly or Very Easy (RKDIFCOC=4,5)	39643	71.73
		12946	23.42
RDIFCRK	Len : 1 CRACK FAIRLY OR VERY EASY TO OBTAIN		
	. = Unknown (Otherwise)	Freq	Pct
	0 = Otherwise (RKDIFCRK=1,2,3)	2763	5.00
	1 = Fairly or Very Easy (RKDIFCRK=4,5)	41362	74.84
		11143	20.16
RDIFHER	Len : 1 HEROIN FAIRLY OR VERY EASY TO OBTAIN		
	. = Unknown (Otherwise)	Freq	Pct
	0 = Otherwise (RKDIFHER=1,2,3)	2906	5.26
	1 = Fairly or Very Easy (RKDIFHER=4,5)	44707	80.89
		7655	13.85
RDIFLSD	Len : 1 LSD FAIRLY OR VERY EASY TO OBTAIN		
	. = Unknown (Otherwise)	Freq	Pct
	0 = Otherwise (RKDIFLSD=1,2,3)	3352	6.06
	1 = Fairly or Very Easy (RKDIFLSD=4,5)	44355	80.25
		7561	13.68
APPSELGD	Len : 1 APPROACHED BY SOMEONE SELLING DRUGS		
	. = Unknown (Otherwise)	Freq	Pct
	0 = No (RSKSELL=2)	88	0.16
	1 = Yes (RSKSELL=1,3)	48310	87.41
		6870	12.43

BLUNTS

BLUNTS

The values in the section may be inconsistent with values from the core section(s). Items in this section were edited when respondents legitimately skipped out of these items based on prior answers in the core section(s). Otherwise, non-core items generally were not edited to make them consistent with core items, and core items were not edited to make them consistent with non-core items. This note applies to variables in this section marked by a¹.

Sometimes people take some tobacco out of a cigar and replace it with marijuana. This is sometimes called a "blunt".

NOTE: When respondents previously reported never using marijuana but reported lifetime use of cigars with marijuana in them (i.e., "blunts"), a consistency check was triggered only when respondents reported using blunts in the past 30 days. Therefore, BLNTEVER was assigned a code of 11 when respondents reported using blunts but they did not report use in the past 30 days, and they previously had reported never using marijuana.

Have you ever smoked part or all of a cigar with marijuana in it?

BLNTEVER¹ Len : 2 EVER SMOKED CIGAR WITH MARIJUANA IN IT

	Freq	Pct
1 = Yes	12680	22.94
2 = No.....	42179	76.32
4 = No LOGICALLY ASSIGNED.....	21	0.04
11 = Yes (see note)	318	0.58
94 = DON'T KNOW.....	37	0.07
97 = REFUSED	30	0.05
98 = BLANK (NO ANSWER).....	3	0.01

How old were you the first time you smoked part or all of a cigar with marijuana in it?

BLNTAGE¹ Len : 3 AGE WHEN FIRST SMOKED CIGAR WITH MJ IN IT

	Freq	Pct
RANGE = 1 - 69.....	12857	23.26
981 = NEVER USED BLUNTS Logically assigned.....	21	0.04
985 = BAD DATA Logically assigned	4	0.01
991 = NEVER USED BLUNTS.....	42179	76.32
994 = DON'T KNOW.....	102	0.18
997 = REFUSED	65	0.12
998 = BLANK (NO ANSWER).....	40	0.07

Did you first smoke part or all of a cigar with marijuana in it in [CURRENT YEAR - 1] or [CURRENT YEAR]?

Did you first smoke part or all of a cigar with marijuana in it in [CURRENT YEAR - 2] or [CURRENT YEAR - 1]?

In what month in [CURRENT YEAR] did you first smoke part or all of a cigar with marijuana in it?

BLNTYFU¹ Len : 4 YEAR OF FIRST USE OF CIGAR WITH MJ IN IT - RECODE

	Freq	Pct
RANGE = 2010 - 2012.....	1865	3.37
9981 = NEVER USED BLUNTS Logically assigned.....	21	0.04
9985 = BAD DATA Logically assigned	28	0.05
9989 = LEGITIMATE SKIP Logically assigned.....	70	0.13
9991 = NEVER USED BLUNTS.....	42179	76.32
9994 = DON'T KNOW.....	112	0.20
9997 = REFUSED	67	0.12
9998 = BLANK (NO ANSWER).....	44	0.08
9999 = LEGITIMATE SKIP	10882	19.69

BLUNTS

In what month in [CURRENT YEAR] did you first smoke part or all of a cigar with marijuana in it?

In what month in [YEAR FROM BL08a or BL08b] did you first smoke part or all of a cigar with marijuana in it?

BLNTMFU¹ Len : 2 MONTH OF FIRST USE OF CIGAR W/MJ IN IT - RECODE

	Freq	Pct
1 = January.....	155	0.28
2 = February.....	123	0.22
3 = March.....	137	0.25
4 = April.....	136	0.25
5 = May.....	135	0.24
6 = June.....	223	0.40
7 = July.....	179	0.32
8 = August.....	148	0.27
9 = September.....	135	0.24
10 = October.....	130	0.24
11 = November.....	119	0.22
12 = December.....	123	0.22
81 = NEVER USED BLUNTS Logically assigned.....	21	0.04
85 = BAD DATA Logically assigned.....	28	0.05
89 = LEGITIMATE SKIP Logically assigned.....	70	0.13
91 = NEVER USED BLUNTS.....	42179	76.32
94 = DON'T KNOW.....	216	0.39
97 = REFUSED.....	73	0.13
98 = BLANK (NO ANSWER).....	56	0.10
99 = LEGITIMATE SKIP.....	10882	19.69

NOTE: When respondents previously reported using marijuana but reported less recent use of marijuana than they reported for blunts, a consistency check was triggered only when respondents reported using blunts in the past 30 days. Therefore, BLNTREC was assigned a code of 12 when respondents reported last using marijuana more than 12 months ago but reported using blunts more than 30 days ago but within the past 12 months.

How long has it been since you last smoked part or all of a cigar with marijuana in it?

BLNTREC¹ Len : 2 TIME SINCE LAST SMOKED CIGAR WITH MJ IN IT

	Freq	Pct
1 = Within the past 30 days.....	3269	5.91
2 = More than 30 days ago but within the past 12 mos.....	2829	5.12
3 = More than 12 months ago.....	6536	11.83
9 = Used at some point in lifetime LOG ASSN.....	85	0.15
12 = More than 30 dys ago but in pst 12 mos (see note).....	169	0.31
19 = More than 30 days ago LOGICALLY ASSIGNED.....	110	0.20
81 = NEVER USED BLUNTS Logically assigned.....	21	0.04
91 = NEVER USED BLUNTS.....	42179	76.32
97 = REFUSED.....	30	0.05
98 = BLANK (NO ANSWER).....	40	0.07

NOTE: BLRECFL2 has nonblank values when data on initiation of use from BLNTAGE, BLNTYFU, or BLNTMFU indicate more recent use of blunts than was reported in BLNTREC.

BLRECFL2¹ Len : 2 INCONSISTENCY BETW BLNTREC AND INCIDENCE DATA

	Freq	Pct
1 = Incidence data suggest more recent use.....	173	0.31
98 = BLANK (NO ANSWER).....	55095	99.69

On how many of the past 30 days, that is, since [DATEFILL], did you smoke part or all of a cigar with marijuana in it?

BLNT30DY¹ Len : 2 # DAYS USED CIGAR WITH MJ IN IT PAST 30 DAYS

	Freq	Pct
RANGE = 1 - 30.....	3228	5.84
85 = BAD DATA Logically assigned.....	1	0.00
91 = NEVER USED BLUNTS.....	42200	76.36
93 = DID NOT USE BLUNTS IN THE PAST 30 DAYS.....	9644	17.45
94 = DON'T KNOW.....	29	0.05
97 = REFUSED.....	34	0.06
98 = BLANK (NO ANSWER).....	132	0.24

BLUNTS

The answer to the last question and an earlier question disagree. Which is correct?

BLNT30C1¹	Len : 2	BL02/MJ01 DISAGREE, WHICH IS CORRECT		
			Freq	Pct
		1 = I have never used marijuana or hashish.....	21	0.04
		2 = I smoked cigar w/mj in it during the past 30 days	38	0.07
		97 = REFUSED	1	0.00
		98 = BLANK (NO ANSWER).....	78	0.14
		99 = LEGITIMATE SKIP	55130	99.75

The answer to the last question and an earlier question disagree. Which answer is correct?

BLNT30C2¹	Len : 2	BL02 AND MJ RECENCY DISAGREE, WHICH IS CORRECT		
			Freq	Pct
		1 = I last used marijuana or hashish [MJREC FILL].....	113	0.20
		2 = I smoked cigar w/mj in it during the past 30 days	100	0.18
		98 = BLANK (NO ANSWER).....	136	0.25
		99 = LEGITIMATE SKIP	54919	99.37

Why did you report earlier that you had never used marijuana or hashish?

RSNOMRJ¹	Len : 2	WHY REPORT EARLIER THAT NEVER USED MJ OR HASHISH		
			Freq	Pct
		1 = I didn't consider a "blunt" to be mj or hashish.....	13	0.02
		2 = I made mistake answering earlier question about mj.....	23	0.04
		3 = Some other reason	2	0.00
		97 = REFUSED	1	0.00
		98 = BLANK (NO ANSWER).....	78	0.14
		99 = LEGITIMATE SKIP	55151	99.79

Why did you report earlier that you did not use marijuana or hashish during the past 30 days?

RSNMRJMO¹	Len : 2	WHY REPRT EARLIER NOT USE MJ OR HASH PAST 30 DAYS		
			Freq	Pct
		1 = I didn't consider a "blunt" to be mj or hashish.....	14	0.03
		2 = I made mistake answering earlier question about mj.....	77	0.14
		3 = Some other reason	9	0.02
		98 = BLANK (NO ANSWER).....	136	0.25
		99 = LEGITIMATE SKIP	55032	99.57

NOTE: The variable BLNTNOMJ was assigned a code of 5 if respondents were not asked this question because they reported in the TOBACCO module that they smoked cigars in the past 30 days but reported in the BLUNTS module that they did not smoke cigars with marijuana in them in the past 30 days. It could be logically inferred that all of the cigars that these respondents smoked in the past 30 days did not have marijuana in them. BLNTNOMJ was assigned codes of 14 or 24 if respondents were not asked this question and they reported in the BLUNTS module that they smoked a cigar with marijuana in it in the past 30 days. A code of 14 was assigned if respondents reported in the TOBACCO module that they had smoked cigars but not in the past 30 days. A code of 24 was assigned if respondents reported in the TOBACCO module that they had never smoked part or all of a cigar.

Earlier, you reported that you had smoked part or all of a cigar during the past 30 days. During the past 30 days, did you smoke any cigars that did not have marijuana in them?

BLNTNOMJ¹	Len : 2	SMOKE CIGARS WITH NO MARIJUANA PAST 30 DAYS		
			Freq	Pct
		1 = Yes.....	543	0.98
		2 = No.....	456	0.83
		5 = Yes LOGICALLY ASSIGNED (from skip pattern).....	2521	4.56
		14 = USED BLUNTS PST 30 DY/DIDNT USE CIGARS PST 30 DY	1057	1.91
		24 = USED BLUNTS PST 30 DY/NEVER USED CIGARS.....	1195	2.16
		91 = NEVER USED CIGARS/BLUNTS	33769	61.10
		93 = DID NOT USE CIGARS/BLUNTS IN THE PAST 30 DAYS	15441	27.94
		98 = BLANK (NO ANSWER).....	286	0.52

SUBSTANCE DEPENDENCE AND ABUSE

SUBSTANCE DEPENDENCE AND ABUSE

The values in the section may be inconsistent with values from the core section(s). Items in this section were edited when respondents legitimately skipped out of these items based on prior answers in the core section(s). Otherwise, non-core items generally were not edited to make them consistent with core items, and core items were not edited to make them consistent with non-core items. This note applies to variables in this section marked by a¹.

Think about your use of cigarettes during the past 30 days as you answer these next questions.

Please think about how true each statement is of you.

After not smoking for a while, you need to smoke in order to feel less restless and irritable.

CIGIRTLB¹	Len : 2	NEED TO SMOKE TO FEEL LESS IRRITABLE		
			Freq	Pct
		1 = Not at all true	3575	6.47
		2 = Somewhat true.....	3026	5.48
		3 = Moderately true.....	2280	4.13
		4 = Very true.....	2265	4.10
		5 = Extremely true	1347	2.44
		91 = NEVER USED CIGARETTES	27387	49.55
		93 = DID NOT USE CIGARETTES IN THE PAST 30 DAYS	15326	27.73
		94 = DON'T KNOW.....	37	0.07
		97 = REFUSED	10	0.02
		98 = BLANK (NO ANSWER).....	15	0.03

When you don't smoke for a few hours, you start to crave cigarettes.

CIGCRAVE¹	Len : 2	START TO CRAVE CIGS WHEN DON'T SMOKE FOR FEW HRS		
			Freq	Pct
		1 = Not at all true	4093	7.41
		2 = Somewhat true.....	2589	4.68
		3 = Moderately true.....	1698	3.07
		4 = Very true.....	2509	4.54
		5 = Extremely true	1621	2.93
		91 = NEVER USED CIGARETTES	27387	49.55
		93 = DID NOT USE CIGARETTES IN THE PAST 30 DAYS	15326	27.73
		94 = DON'T KNOW.....	20	0.04
		97 = REFUSED	10	0.02
		98 = BLANK (NO ANSWER).....	15	0.03

You sometimes have strong cravings for a cigarette where it feels like you're in the grip of a force you can't control.

CIGCRAGP¹	Len : 2	CRAVING OF CIGS LIKE STRONG FORCE CAN'T CONTROL		
			Freq	Pct
		1 = Not at all true	5567	10.07
		2 = Somewhat true.....	2388	4.32
		3 = Moderately true.....	1829	3.31
		4 = Very true.....	1666	3.01
		5 = Extremely true	1054	1.91
		91 = NEVER USED CIGARETTES	27387	49.55
		93 = DID NOT USE CIGARETTES IN THE PAST 30 DAYS	15326	27.73
		94 = DON'T KNOW.....	28	0.05
		97 = REFUSED	8	0.01
		98 = BLANK (NO ANSWER).....	15	0.03

You feel a sense of control over your smoking - that is, you can "take it or leave it" at any time.

CIGINCTL¹	Len : 2	FEEL A SENSE OF CONTROL OVER YOUR SMOKING		
			Freq	Pct
		1 = Not at all true	3104	5.62
		2 = Somewhat true.....	3164	5.72
		3 = Moderately true.....	1907	3.45
		4 = Very true.....	1859	3.36
		5 = Extremely true	2461	4.45
		91 = NEVER USED CIGARETTES	27387	49.55
		93 = DID NOT USE CIGARETTES IN THE PAST 30 DAYS	15326	27.73
		94 = DON'T KNOW.....	37	0.07
		97 = REFUSED	8	0.01
		98 = BLANK (NO ANSWER).....	15	0.03

SUBSTANCE DEPENDENCE AND ABUSE

You tend to avoid places that don't allow smoking, even if you would otherwise enjoy them.

CIGAVOID¹	Len : 2 TEND TO AVOID PLACES THAT DON'T ALLOW SMOKING		
		Freq	Pct
	1 = Not at all true	8540	15.45
	2 = Somewhat true.....	1707	3.09
	3 = Moderately true.....	1106	2.00
	4 = Very true.....	657	1.19
	5 = Extremely true	470	0.85
	91 = NEVER USED CIGARETTES	27387	49.55
	93 = DID NOT USE CIGARETTES IN THE PAST 30 DAYS	15326	27.73
	94 = DON'T KNOW.....	51	0.09
	97 = REFUSED	9	0.02
	98 = BLANK (NO ANSWER).....	15	0.03

Do you have any friends who do not smoke cigarettes?

CIGFNSMK¹	Len : 2 HAVE FRIENDS WHO DO NOT SMOKE CIGARETTES		
		Freq	Pct
	1 = Yes	11755	21.27
	2 = No.....	774	1.40
	91 = NEVER USED CIGARETTES	27387	49.55
	93 = DID NOT USE CIGARETTES IN THE PAST 30 DAYS	15326	27.73
	94 = DON'T KNOW.....	9	0.02
	97 = REFUSED	2	0.00
	98 = BLANK (NO ANSWER).....	15	0.03

There are times when you choose not to be around your friends who don't smoke because they won't like it if you smoke.

CIGFNLKE¹	Len : 2 CHOOSE NOT TO BE AROUND FRIENDS WHO DON'T SMOKE		
		Freq	Pct
	1 = Not at all true	9012	16.31
	2 = Somewhat true.....	1295	2.34
	3 = Moderately true.....	765	1.38
	4 = Very true.....	420	0.76
	5 = Extremely true	231	0.42
	91 = NEVER USED CIGARETTES	27387	49.55
	93 = DID NOT USE CIGARETTES IN THE PAST 30 DAYS	15326	27.73
	94 = DON'T KNOW.....	25	0.05
	97 = REFUSED	9	0.02
	98 = BLANK (NO ANSWER).....	24	0.04
	99 = LEGITIMATE SKIP	774	1.40

Even if you're traveling a long distance, you'd rather not travel by airplane because you wouldn't be allowed to smoke.

CIGPLANE¹	Len : 2 RATHER NOT TRAVEL BY AIRPLANE B/C NO SMOKING		
		Freq	Pct
	1 = Not at all true	10493	18.99
	2 = Somewhat true.....	850	1.54
	3 = Moderately true.....	456	0.83
	4 = Very true.....	360	0.65
	5 = Extremely true	328	0.59
	91 = NEVER USED CIGARETTES	27387	49.55
	93 = DID NOT USE CIGARETTES IN THE PAST 30 DAYS	15326	27.73
	94 = DON'T KNOW.....	43	0.08
	97 = REFUSED	10	0.02
	98 = BLANK (NO ANSWER).....	15	0.03

SUBSTANCE DEPENDENCE AND ABUSE

You sometimes worry that you will run out of cigarettes.

CIGRNOUT¹	Len : 2	SOMETIMES WORRY THAT YOU WILL RUN OUT OF CIGS		
			Freq	Pct
		1 = Not at all true	6456	11.68
		2 = Somewhat true.....	2609	4.72
		3 = Moderately true.....	1339	2.42
		4 = Very true.....	1248	2.26
		5 = Extremely true	861	1.56
		91 = NEVER USED CIGARETTES	27387	49.55
		93 = DID NOT USE CIGARETTES IN THE PAST 30 DAYS	15326	27.73
		94 = DON'T KNOW.....	20	0.04
		97 = REFUSED	7	0.01
		98 = BLANK (NO ANSWER).....	15	0.03

You smoke cigarettes fairly regularly throughout the day.

CIGREGDY¹	Len : 2	SMOKE CIGS FAIRLY REGULARLY THROUGHOUT THE DAY		
			Freq	Pct
		1 = Not at all true	4351	7.87
		2 = Somewhat true.....	2194	3.97
		3 = Moderately true.....	1623	2.94
		4 = Very true.....	2565	4.64
		5 = Extremely true	1784	3.23
		91 = NEVER USED CIGARETTES	27387	49.55
		93 = DID NOT USE CIGARETTES IN THE PAST 30 DAYS	15326	27.73
		94 = DON'T KNOW.....	15	0.03
		97 = REFUSED	8	0.01
		98 = BLANK (NO ANSWER).....	15	0.03

You smoke about the same amount on weekends as on weekdays.

CIGREGWK¹	Len : 2	SMOKE SAME AMOUNT ON WEEKENDS AS ON WEEKDAYS		
			Freq	Pct
		1 = Not at all true	4366	7.90
		2 = Somewhat true.....	2297	4.16
		3 = Moderately true.....	1618	2.93
		4 = Very true.....	2495	4.51
		5 = Extremely true	1725	3.12
		91 = NEVER USED CIGARETTES	27387	49.55
		93 = DID NOT USE CIGARETTES IN THE PAST 30 DAYS	15326	27.73
		94 = DON'T KNOW.....	26	0.05
		97 = REFUSED	13	0.02
		98 = BLANK (NO ANSWER).....	15	0.03

You smoke just about the same number of cigarettes from day to day.

CIGREGNM¹	Len : 2	SMOKE SAME NUMBER OF CIGS FROM DAY TO DAY		
			Freq	Pct
		1 = Not at all true	3766	6.81
		2 = Somewhat true.....	2173	3.93
		3 = Moderately true.....	1745	3.16
		4 = Very true.....	2996	5.42
		5 = Extremely true	1825	3.30
		91 = NEVER USED CIGARETTES	27387	49.55
		93 = DID NOT USE CIGARETTES IN THE PAST 30 DAYS	15326	27.73
		94 = DON'T KNOW.....	23	0.04
		97 = REFUSED	12	0.02
		98 = BLANK (NO ANSWER).....	15	0.03

SUBSTANCE DEPENDENCE AND ABUSE

It's hard to say how many cigarettes you smoke per day because the number often changes.

CIGNMCHG¹	Len : 2	NUMBER OF CIGS SMOKE PER DAY OFTEN CHANGES		
			Freq	Pct
		1 = Not at all true	4574	8.28
		2 = Somewhat true.....	3081	5.57
		3 = Moderately true.....	1711	3.10
		4 = Very true.....	1847	3.34
		5 = Extremely true	1283	2.32
		91 = NEVER USED CIGARETTES	27387	49.55
		93 = DID NOT USE CIGARETTES IN THE PAST 30 DAYS	15326	27.73
		94 = DON'T KNOW.....	30	0.05
		97 = REFUSED	14	0.03
		98 = BLANK (NO ANSWER).....	15	0.03

It's normal for you to smoke several cigarettes in an hour, then not have another one until hours later.

CIGSVLHR¹	Len : 2	HAVE MANY CIGS IN HR, THEN NO CIGS TIL HRS LATER		
			Freq	Pct
		1 = Not at all true	6558	11.87
		2 = Somewhat true.....	2397	4.34
		3 = Moderately true.....	1593	2.88
		4 = Very true.....	1233	2.23
		5 = Extremely true	697	1.26
		91 = NEVER USED CIGARETTES	27387	49.55
		93 = DID NOT USE CIGARETTES IN THE PAST 30 DAYS	15326	27.73
		94 = DON'T KNOW.....	43	0.08
		97 = REFUSED	19	0.03
		98 = BLANK (NO ANSWER).....	15	0.03

The number of cigarettes you smoke per day is often influenced by other things - how you're feeling, or what you're doing, for example.

CIGINFLU¹	Len : 2	# OF CIGS SMOKE PER DAY INFLUENCED BY OTHER THINGS		
			Freq	Pct
		1 = Not at all true	2418	4.38
		2 = Somewhat true.....	2218	4.01
		3 = Moderately true.....	2320	4.20
		4 = Very true.....	3106	5.62
		5 = Extremely true	2435	4.41
		91 = NEVER USED CIGARETTES	27387	49.55
		93 = DID NOT USE CIGARETTES IN THE PAST 30 DAYS	15326	27.73
		94 = DON'T KNOW.....	35	0.06
		97 = REFUSED	8	0.01
		98 = BLANK (NO ANSWER).....	15	0.03

Your smoking is not affected much by other things. For example, you smoke about the same amount whether you're relaxing or working, happy or sad, alone or with others.

CIGNOINF¹	Len : 2	SMOKING NOT AFFECTED BY OTHER THINGS		
			Freq	Pct
		1 = Not at all true	4765	8.62
		2 = Somewhat true.....	3108	5.62
		3 = Moderately true.....	2110	3.82
		4 = Very true.....	1548	2.80
		5 = Extremely true	946	1.71
		91 = NEVER USED CIGARETTES	27387	49.55
		93 = DID NOT USE CIGARETTES IN THE PAST 30 DAYS	15326	27.73
		94 = DON'T KNOW.....	45	0.08
		97 = REFUSED	18	0.03
		98 = BLANK (NO ANSWER).....	15	0.03

SUBSTANCE DEPENDENCE AND ABUSE

Since you started smoking, the amount you smoke has increased.

CIGINCRS¹	Len : 2 AMOUNT OF SMOKING HAS INCR. SINCE STARTED SMOKING	Freq	Pct
	1 = Not at all true	4451	8.05
	2 = Somewhat true.....	2410	4.36
	3 = Moderately true.....	1803	3.26
	4 = Very true.....	2106	3.81
	5 = Extremely true	1732	3.13
	91 = NEVER USED CIGARETTES	27387	49.55
	93 = DID NOT USE CIGARETTES IN THE PAST 30 DAYS	15326	27.73
	94 = DON'T KNOW.....	20	0.04
	97 = REFUSED	18	0.03
	98 = BLANK (NO ANSWER).....	15	0.03

Compared to when you first started smoking, you need to smoke a lot more now in order to be satisfied.

CIGSATIS¹	Len : 2 NEED TO SMOKE A LOT MORE TO BE SATISFIED	Freq	Pct
	1 = Not at all true	6654	12.04
	2 = Somewhat true.....	2180	3.94
	3 = Moderately true.....	1533	2.77
	4 = Very true.....	1242	2.25
	5 = Extremely true	883	1.60
	91 = NEVER USED CIGARETTES	27387	49.55
	93 = DID NOT USE CIGARETTES IN THE PAST 30 DAYS	15326	27.73
	94 = DON'T KNOW.....	29	0.05
	97 = REFUSED	19	0.03
	98 = BLANK (NO ANSWER).....	15	0.03

Compared to when you first started smoking, you can smoke much, much more now before you start to feel anything.

CIGLOTMR¹	Len : 2 SMOKE MUCH MORE NOW BEFORE FEEL ANYTHING	Freq	Pct
	1 = Not at all true	6612	11.96
	2 = Somewhat true.....	2438	4.41
	3 = Moderately true.....	1569	2.84
	4 = Very true.....	1099	1.99
	5 = Extremely true	752	1.36
	91 = NEVER USED CIGARETTES	27387	49.55
	93 = DID NOT USE CIGARETTES IN THE PAST 30 DAYS	15326	27.73
	94 = DON'T KNOW.....	47	0.09
	97 = REFUSED	23	0.04
	98 = BLANK (NO ANSWER).....	15	0.03

How soon after you wake up do you have your first cigarette?

On the days that you smoke, how soon after you wake up do you have your first cigarette?

CIGWAKE¹	Len : 2 HOW SOON AFTER WAKING DO YOU HAVE YOUR FIRST CIG	Freq	Pct
	1 = Within the first 5 minutes after you wake up	2164	3.92
	2 = Between 6 and 30 minutes after you wake up	3092	5.59
	3 = Between 31 and 60 minutes after you wake up	2079	3.76
	4 = More than 60 minutes after you wake up	4794	8.67
	91 = NEVER USED CIGARETTES	27387	49.55
	93 = DID NOT USE CIGARETTES IN THE PAST 30 DAYS	15326	27.73
	94 = DON'T KNOW.....	222	0.40
	97 = REFUSED	175	0.32
	98 = BLANK (NO ANSWER).....	29	0.05

SUBSTANCE DEPENDENCE AND ABUSE

Think about your use of alcohol during the past 12 months as you answer these next questions.

During the past 12 months, was there a month or more when you spent a lot of your time getting or drinking alcohol?

ALCLOTTM¹	Len : 2 SPENT MONTH/MORE GETTING/DRNKG ALC PAST 12 MOS		
		Freq	Pct
	1 = Yes	5571	10.08
	2 = No	21309	38.56
	83 = DID NOT USE ALC PST 12 MOS OR USED <6 DYS Log asn.....	164	0.30
	85 = BAD DATA Logically assigned	3	0.01
	91 = NEVER USED ALCOHOL.....	16489	29.83
	93 = DID NOT USE ALC PST 12 MOS OR USED <6 DYS	11288	20.42
	94 = DON'T KNOW.....	26	0.05
	97 = REFUSED	24	0.04
	98 = BLANK (NO ANSWER).....	394	0.71

During the past 12 months, was there a month or more when you spent a lot of time getting over the effects of the alcohol you drank?

ALCGTOVR¹	Len : 2 MONTH+ SPENT GETTING OVER ALC EFFECTS PST 12 MOS		
		Freq	Pct
	1 = Yes	539	0.98
	2 = No	20774	37.59
	83 = DID NOT USE ALC PST 12 MOS OR USED <6 DYS Log asn.....	164	0.30
	85 = BAD DATA Logically assigned	2	0.00
	91 = NEVER USED ALCOHOL.....	16489	29.83
	93 = DID NOT USE ALC PST 12 MOS OR USED <6 DYS	11288	20.42
	94 = DON'T KNOW.....	18	0.03
	97 = REFUSED	28	0.05
	98 = BLANK (NO ANSWER).....	395	0.71
	99 = LEGITIMATE SKIP	5571	10.08

During the past 12 months, did you try to set limits on how often or how much alcohol you would drink?

ALCLIMIT¹	Len : 2 SET LIMITS ON ALCOHOL USE PAST 12 MONTHS		
		Freq	Pct
	1 = Yes	10034	18.16
	2 = No	16806	30.41
	83 = DID NOT USE ALC PST 12 MOS OR USED <6 DYS Log asn.....	164	0.30
	85 = BAD DATA Logically assigned	3	0.01
	91 = NEVER USED ALCOHOL.....	16489	29.83
	93 = DID NOT USE ALC PST 12 MOS OR USED <6 DYS	11288	20.42
	94 = DON'T KNOW.....	53	0.10
	97 = REFUSED	37	0.07
	98 = BLANK (NO ANSWER).....	394	0.71

Were you able to keep to the limits you set, or did you often drink more than you intended to?

ALCKPLMT¹	Len : 2 ABLE TO KEEP LIMITS OR DRANK MORE PAST 12 MOS		
		Freq	Pct
	1 = Usually kept to the limits set.....	8626	15.61
	2 = Often drank more than intended.....	1400	2.53
	83 = DID NOT USE ALC PST 12 MOS OR USED <6 DYS Log asn.....	164	0.30
	85 = BAD DATA Logically assigned	2	0.00
	91 = NEVER USED ALCOHOL.....	16489	29.83
	93 = DID NOT USE ALC PST 12 MOS OR USED <6 DYS	11288	20.42
	94 = DON'T KNOW.....	3	0.01
	97 = REFUSED	42	0.08
	98 = BLANK (NO ANSWER).....	448	0.81
	99 = LEGITIMATE SKIP	16806	30.41

SUBSTANCE DEPENDENCE AND ABUSE

During the past 12 months, did you need to drink more alcohol than you used to in order to get the effect you wanted?

ALCNDMOR¹	Len : 2	NEEDED MORE ALC TO GET SAME EFFECT PST 12 MOS		
			Freq	Pct
		1 = Yes	3178	5.75
		2 = No.....	23693	42.87
		83 = DID NOT USE ALC PST 12 MOS OR USED <6 DYS Log asn.....	164	0.30
		85 = BAD DATA Logically assigned.....	3	0.01
		91 = NEVER USED ALCOHOL.....	16489	29.83
		93 = DID NOT USE ALC PST 12 MOS OR USED <6 DYS.....	11288	20.42
		94 = DON'T KNOW.....	26	0.05
		97 = REFUSED	33	0.06
		98 = BLANK (NO ANSWER).....	394	0.71

During the past 12 months, did you notice that drinking the same amount of alcohol had less effect on you than it used to?

ALCLSEFX¹	Len : 2	DRNKG SAME AMT ALC HAD LESS EFFECT PAST 12 MOS		
			Freq	Pct
		1 = Yes	2776	5.02
		2 = No.....	20812	37.66
		83 = DID NOT USE ALC PST 12 MOS OR USED <6 DYS Log asn.....	164	0.30
		85 = BAD DATA Logically assigned.....	1	0.00
		91 = NEVER USED ALCOHOL.....	16489	29.83
		93 = DID NOT USE ALC PST 12 MOS OR USED <6 DYS.....	11288	20.42
		94 = DON'T KNOW.....	111	0.20
		97 = REFUSED	53	0.10
		98 = BLANK (NO ANSWER).....	396	0.72
		99 = LEGITIMATE SKIP	3178	5.75

During the past 12 months, did you want to or try to cut down or stop drinking alcohol?

ALCCUTDN¹	Len : 2	WANT/TRY TO CUT DOWN/STOP DRNKG PAST 12 MOS		
			Freq	Pct
		1 = Yes	8295	15.01
		2 = No.....	18505	33.48
		83 = DID NOT USE ALC PST 12 MOS OR USED <6 DYS Log asn.....	164	0.30
		85 = BAD DATA Logically assigned.....	3	0.01
		91 = NEVER USED ALCOHOL.....	16489	29.83
		93 = DID NOT USE ALC PST 12 MOS OR USED <6 DYS.....	11288	20.42
		94 = DON'T KNOW.....	59	0.11
		97 = REFUSED	71	0.13
		98 = BLANK (NO ANSWER).....	394	0.71

During the past 12 months, were you able to cut down or stop drinking alcohol every time you wanted to or tried to?

ALCCUTEV¹	Len : 2	ABLE TO CUT/STOP DRNKG EVERY TIME PAST 12 MOS		
			Freq	Pct
		1 = Yes	7170	12.97
		2 = No.....	1115	2.02
		83 = DID NOT USE ALC PST 12 MOS OR USED <6 DYS Log asn.....	164	0.30
		85 = BAD DATA Logically assigned.....	1	0.00
		91 = NEVER USED ALCOHOL.....	16489	29.83
		93 = DID NOT USE ALC PST 12 MOS OR USED <6 DYS.....	11288	20.42
		94 = DON'T KNOW.....	6	0.01
		97 = REFUSED	75	0.14
		98 = BLANK (NO ANSWER).....	455	0.82
		99 = LEGITIMATE SKIP	18505	33.48

SUBSTANCE DEPENDENCE AND ABUSE

During the past 12 months, did you cut down or stop drinking at least one time?

ALCCUT1X¹	Len : 2 CUT DOWN OR STOP DRNGK AT LEAST ONCE PAST 12 MOS		
		Freq	Pct
	1 = Yes	6793	12.29
	2 = No.....	12797	23.15
	83 = DID NOT USE ALC PST 12 MOS OR USED <6 DYS Log asn.....	164	0.30
	85 = BAD DATA Logically assigned.....	2	0.00
	91 = NEVER USED ALCOHOL.....	16489	29.83
	93 = DID NOT USE ALC PST 12 MOS OR USED <6 DYS.....	11288	20.42
	94 = DON'T KNOW.....	99	0.18
	97 = REFUSED	71	0.13
	98 = BLANK (NO ANSWER).....	395	0.71
	99 = LEGITIMATE SKIP	7170	12.97

Please look at the symptoms listed below. During the past 12 months, did you have 2 or more of these symptoms after you cut back or stopped drinking alcohol?

- Sweating or feeling that your heart was beating fast
- Having your hands tremble
- Having trouble sleeping
- Vomiting or feeling nauseous
- Seeing, hearing, or feeling things that weren't really there
- Feeling like you couldn't sit still
- Feeling anxious
- Having seizures or fits

ALCWD2SX¹	Len : 2 HAD 2+ ALC WITHDRAWAL SYMPTOMS PST 12 MOS		
		Freq	Pct
	1 = Yes	1730	3.13
	2 = No.....	12202	22.08
	83 = DID NOT USE ALC PST 12 MOS OR USED <6 DYS Log asn.....	164	0.30
	85 = BAD DATA Logically assigned.....	2	0.00
	91 = NEVER USED ALCOHOL.....	16489	29.83
	93 = DID NOT USE ALC PST 12 MOS OR USED <6 DYS.....	11288	20.42
	94 = DON'T KNOW.....	17	0.03
	97 = REFUSED	85	0.15
	98 = BLANK (NO ANSWER).....	494	0.89
	99 = LEGITIMATE SKIP	12797	23.15

Please look at the symptoms listed below. During the past 12 months, did you have 2 or more of these symptoms at the same time that lasted for longer than a day after you cut back or stopped drinking alcohol?

- Sweating or feeling that your heart was beating fast
- Having your hands tremble
- Having trouble sleeping
- Vomiting or feeling nauseous
- Seeing, hearing, or feeling things that weren't really there
- Feeling like you couldn't sit still
- Feeling anxious
- Having seizures or fits

ALCWDSMT¹	Len : 2 HAD 2+ ALC WDRAW SYM AT SAME TIME PST 12 MOS		
		Freq	Pct
	1 = Yes	849	1.54
	2 = No.....	878	1.59
	83 = DID NOT USE ALC PST 12 MOS OR USED <6 DYS Log asn.....	164	0.30
	85 = BAD DATA Logically assigned.....	2	0.00
	91 = NEVER USED ALCOHOL.....	16489	29.83
	93 = DID NOT USE ALC PST 12 MOS OR USED <6 DYS.....	11288	20.42
	94 = DON'T KNOW.....	1	0.00
	97 = REFUSED	87	0.16
	98 = BLANK (NO ANSWER).....	511	0.92
	99 = LEGITIMATE SKIP	24999	45.23

SUBSTANCE DEPENDENCE AND ABUSE

During the past 12 months, did you have any problems with your emotions, nerves, or mental health that were probably caused or made worse by drinking alcohol?

ALCEMOPB¹ Len : 2 ALC CAUSE PRBS WITH EMOT/NERVES PAST 12 MOS

	Freq	Pct
1 = Yes	2295	4.15
2 = No.....	24561	44.44
83 = DID NOT USE ALC PST 12 MOS OR USED <6 DYS Log asn.....	164	0.30
85 = BAD DATA Logically assigned.....	3	0.01
91 = NEVER USED ALCOHOL.....	16489	29.83
93 = DID NOT USE ALC PST 12 MOS OR USED <6 DYS.....	11288	20.42
94 = DON'T KNOW.....	30	0.05
97 = REFUSED.....	44	0.08
98 = BLANK (NO ANSWER).....	394	0.71

Did you continue to drink alcohol even though you thought drinking was causing you to have problems with your emotions, nerves, or mental health?

ALCEMCTD¹ Len : 2 CONTD TO DRINK ALC DESPITE EMOT PRBS

	Freq	Pct
1 = Yes	1376	2.49
2 = No.....	915	1.66
83 = DID NOT USE ALC PST 12 MOS OR USED <6 DYS Log asn.....	164	0.30
85 = BAD DATA Logically assigned.....	1	0.00
91 = NEVER USED ALCOHOL.....	16489	29.83
93 = DID NOT USE ALC PST 12 MOS OR USED <6 DYS.....	11288	20.42
94 = DON'T KNOW.....	3	0.01
97 = REFUSED.....	45	0.08
98 = BLANK (NO ANSWER).....	426	0.77
99 = LEGITIMATE SKIP.....	24561	44.44

During the past 12 months, did you have any physical health problems that were probably caused or made worse by drinking alcohol?

ALCPHLPB¹ Len : 2 ANY PHYS PRBS CAUSED/WORSND BY ALC PST 12 MOS

	Freq	Pct
1 = Yes	725	1.31
2 = No.....	24770	44.82
83 = DID NOT USE ALC PST 12 MOS OR USED <6 DYS Log asn.....	164	0.30
85 = BAD DATA Logically assigned.....	2	0.00
91 = NEVER USED ALCOHOL.....	16489	29.83
93 = DID NOT USE ALC PST 12 MOS OR USED <6 DYS.....	11288	20.42
94 = DON'T KNOW.....	23	0.04
97 = REFUSED.....	36	0.07
98 = BLANK (NO ANSWER).....	395	0.71
99 = LEGITIMATE SKIP.....	1376	2.49

Did you continue to drink alcohol even though you thought drinking was causing you to have physical problems?

ALCPHCTD¹ Len : 2 CONTD TO DRINK ALC DESPITE PHYS PRBS

	Freq	Pct
1 = Yes	308	0.56
2 = No.....	415	0.75
83 = DID NOT USE ALC PST 12 MOS OR USED <6 DYS Log asn.....	164	0.30
85 = BAD DATA Logically assigned.....	1	0.00
91 = NEVER USED ALCOHOL.....	16489	29.83
93 = DID NOT USE ALC PST 12 MOS OR USED <6 DYS.....	11288	20.42
94 = DON'T KNOW.....	2	0.00
97 = REFUSED.....	36	0.07
98 = BLANK (NO ANSWER).....	419	0.76
99 = LEGITIMATE SKIP.....	26146	47.31

SUBSTANCE DEPENDENCE AND ABUSE

This question is about important activities such as working, going to school, taking care of children, doing fun things such as hobbies and sports, and spending time with friends and family.

During the past 12 months, did drinking alcohol cause you to give up or spend less time doing these types of important activities?

ALCLSACT¹ Len : 2 LESS ACTIVITIES B/C OF ALC USE PAST 12 MOS

	Freq	Pct
1 = Yes	1505	2.72
2 = No.....	25363	45.89
83 = DID NOT USE ALC PST 12 MOS OR USED <6 DYS Log asn.....	164	0.30
85 = BAD DATA Logically assigned.....	3	0.01
91 = NEVER USED ALCOHOL.....	16489	29.83
93 = DID NOT USE ALC PST 12 MOS OR USED <6 DYS.....	11288	20.42
94 = DON'T KNOW.....	23	0.04
97 = REFUSED	39	0.07
98 = BLANK (NO ANSWER).....	394	0.71

Sometimes people who drink alcohol have serious problems at home, work or school - such as:

- Neglecting their children
- Missing work or school
- Doing a poor job at work or school
- Losing a job or dropping out of school

During the past 12 months, did drinking alcohol cause you to have serious problems like this either at home, work, or school?

ALCSERP¹ Len : 2 ALC CAUSE SERS PRBS AT HOME/WORK/SCH PST 12 MOS

	Freq	Pct
1 = Yes	1052	1.90
2 = No.....	25821	46.72
83 = DID NOT USE ALC PST 12 MOS OR USED <6 DYS Log asn.....	164	0.30
85 = BAD DATA Logically assigned.....	3	0.01
91 = NEVER USED ALCOHOL.....	16489	29.83
93 = DID NOT USE ALC PST 12 MOS OR USED <6 DYS.....	11288	20.42
94 = DON'T KNOW.....	14	0.03
97 = REFUSED	43	0.08
98 = BLANK (NO ANSWER).....	394	0.71

During the past 12 months, did you regularly drink alcohol and then do something where being drunk might have put you in physical danger?

ALCPDANG¹ Len : 2 DRNK ALC AND DO DANGEROUS ACTIVITIES PST 12 MOS

	Freq	Pct
1 = Yes	2925	5.29
2 = No.....	23949	43.33
83 = DID NOT USE ALC PST 12 MOS OR USED <6 DYS Log asn.....	164	0.30
85 = BAD DATA Logically assigned.....	3	0.01
91 = NEVER USED ALCOHOL.....	16489	29.83
93 = DID NOT USE ALC PST 12 MOS OR USED <6 DYS.....	11288	20.42
94 = DON'T KNOW.....	19	0.03
97 = REFUSED	37	0.07
98 = BLANK (NO ANSWER).....	394	0.71

During the past 12 months, did drinking alcohol cause you to do things that repeatedly got you in trouble with the law?

ALCLAWTR¹ Len : 2 DRNK ALC CAUSE PRBS WITH LAW PAST 12 MOS

	Freq	Pct
1 = Yes	578	1.05
2 = No.....	26307	47.60
83 = DID NOT USE ALC PST 12 MOS OR USED <6 DYS Log asn.....	164	0.30
85 = BAD DATA Logically assigned.....	3	0.01
91 = NEVER USED ALCOHOL.....	16489	29.83
93 = DID NOT USE ALC PST 12 MOS OR USED <6 DYS.....	11288	20.42
94 = DON'T KNOW.....	10	0.02
97 = REFUSED	35	0.06
98 = BLANK (NO ANSWER).....	394	0.71

SUBSTANCE DEPENDENCE AND ABUSE

During the past 12 months, did you have any problems with family or friends that were probably caused by your drinking?

ALCFMFPB¹ Len : 2 DRNK ALC CAUSE PRBS W/FAMILY/FRIENDS PST 12 MOS

	Freq	Pct
1 = Yes	1871	3.39
2 = No.....	25020	45.27
83 = DID NOT USE ALC PST 12 MOS OR USED <6 DYS Log asn.....	164	0.30
85 = BAD DATA Logically assigned	3	0.01
91 = NEVER USED ALCOHOL.....	16489	29.83
93 = DID NOT USE ALC PST 12 MOS OR USED <6 DYS	11288	20.42
94 = DON'T KNOW.....	9	0.02
97 = REFUSED	30	0.05
98 = BLANK (NO ANSWER).....	394	0.71

Did you continue to drink alcohol even though you thought your drinking caused problems with family or friends?

ALCFMCTD¹ Len : 2 CONTD TO DRINK ALC DESPITE PRBS W/ FAM/FRNDS

	Freq	Pct
1 = Yes	1213	2.19
2 = No.....	658	1.19
83 = DID NOT USE ALC PST 12 MOS OR USED <6 DYS Log asn.....	164	0.30
85 = BAD DATA Logically assigned	1	0.00
91 = NEVER USED ALCOHOL.....	16489	29.83
93 = DID NOT USE ALC PST 12 MOS OR USED <6 DYS	11288	20.42
97 = REFUSED	30	0.05
98 = BLANK (NO ANSWER).....	405	0.73
99 = LEGITIMATE SKIP	25020	45.27

Think about your use of marijuana or hashish during the past 12 months as you answer these next questions.

During the past 12 months, was there a month or more when you spent a lot of your time getting or using marijuana or hashish?

MRJLOTTM¹ Len : 2 SPENT MONTH/MORE GETTING/USING MJ PAST 12 MOS

	Freq	Pct
1 = Yes	3803	6.88
2 = No.....	3947	7.14
83 = DID NOT USE MJ PST 12 MOS OR USED <6 DYS Log asn.....	66	0.12
85 = BAD DATA Logically assigned	2	0.00
91 = NEVER USED MARIJUANA	32994	59.70
93 = DID NOT USE MJ PST 12 MOS OR USED <6 DYS	14216	25.72
94 = DON'T KNOW.....	7	0.01
97 = REFUSED	40	0.07
98 = BLANK (NO ANSWER).....	193	0.35

During the past 12 months, was there a month or more when you spent a lot of your time getting over the effects of the marijuana or hashish you used?

MRJGTOVR¹ Len : 2 MONTH+ SPENT GETTING OVER MJ EFFECTS PST 12 MOS

	Freq	Pct
1 = Yes	120	0.22
2 = No.....	3832	6.93
83 = DID NOT USE MJ PST 12 MOS OR USED <6 DAY Log asn.....	66	0.12
85 = BAD DATA Logically assigned	1	0.00
91 = NEVER USED MARIJUANA	32994	59.70
93 = DID NOT USE MJ PST 12 MOS OR USED <6 DYS	14216	25.72
94 = DON'T KNOW.....	3	0.01
97 = REFUSED	39	0.07
98 = BLANK (NO ANSWER).....	194	0.35
99 = LEGITIMATE SKIP	3803	6.88

SUBSTANCE DEPENDENCE AND ABUSE

During the past 12 months, did you try to set limits on how often or how much marijuana or hashish you would use?

MRJLIMIT¹	Len : 2 SET LIMITS ON MARIJUANA USE PAST 12 MONTHS		
		Freq	Pct
	1 = Yes	2768	5.01
	2 = No.....	4980	9.01
	83 = DID NOT USE MJ PST 12 MOS OR USED <6 DAY Log asn.....	66	0.12
	85 = BAD DATA Logically assigned.....	2	0.00
	91 = NEVER USED MARIJUANA	32994	59.70
	93 = DID NOT USE MJ PST 12 MOS OR USED <6 DYS	14216	25.72
	94 = DON'T KNOW.....	8	0.01
	97 = REFUSED	41	0.07
	98 = BLANK (NO ANSWER).....	193	0.35

Were you able to keep to the limits you set, or did you often use marijuana or hashish more than you intended to?

MRJKPLMT¹	Len : 2 ABLE TO KEEP LIMITS OR USE MORE MJ PAST 12 MOS		
		Freq	Pct
	1 = Usually kept to the limits set.....	2194	3.97
	2 = Often used more than intended.....	569	1.03
	83 = DID NOT USE MJ PST 12 MOS OR USED <6 DAY Log asn.....	66	0.12
	85 = BAD DATA Logically assigned.....	1	0.00
	91 = NEVER USED MARIJUANA	32994	59.70
	93 = DID NOT USE MJ PST 12 MOS OR USED <6 DYS	14216	25.72
	94 = DON'T KNOW.....	2	0.00
	97 = REFUSED	44	0.08
	98 = BLANK (NO ANSWER).....	202	0.37
	99 = LEGITIMATE SKIP	4980	9.01

During the past 12 months, did you need to use more marijuana or hashish than you used to in order to get the effect you wanted?

MRJNDMOR¹	Len : 2 NEEDED MORE MJ TO GET SAME EFFECT PST 12 MOS		
		Freq	Pct
	1 = Yes	2062	3.73
	2 = No.....	5685	10.29
	83 = DID NOT USE MJ PST 12 MOS OR USED <6 DAY Log asn.....	66	0.12
	85 = BAD DATA Logically assigned.....	2	0.00
	91 = NEVER USED MARIJUANA	32994	59.70
	93 = DID NOT USE MJ PST 12 MOS OR USED <6 DYS	14216	25.72
	94 = DON'T KNOW.....	7	0.01
	97 = REFUSED	43	0.08
	98 = BLANK (NO ANSWER).....	193	0.35

During the past 12 months, did you notice that using the same amount of marijuana or hashish had less effect on you than it used to?

MRJLSEFX¹	Len : 2 USING SAME AMT MJ HAD LESS EFFECT PAST 12 MOS		
		Freq	Pct
	1 = Yes	717	1.30
	2 = No.....	4959	8.97
	83 = DID NOT USE MJ PST 12 MOS OR USED <6 DAY Log asn.....	66	0.12
	85 = BAD DATA Logically assigned.....	1	0.00
	91 = NEVER USED MARIJUANA	32994	59.70
	93 = DID NOT USE MJ PST 12 MOS OR USED <6 DYS	14216	25.72
	94 = DON'T KNOW.....	17	0.03
	97 = REFUSED	42	0.08
	98 = BLANK (NO ANSWER).....	194	0.35
	99 = LEGITIMATE SKIP	2062	3.73

SUBSTANCE DEPENDENCE AND ABUSE

During the past 12 months, did you want to or try to cut down or stop using marijuana or hashish?

MRJCUTDN¹	Len : 2 WANT/TRY TO CUT DOWN/STOP USING MJ PST 12 MOS		
		Freq	Pct
	1 = Yes	3238	5.86
	2 = No.....	4502	8.15
	83 = DID NOT USE MJ PST 12 MOS OR USED <6 DAY Log asn.....	66	0.12
	85 = BAD DATA Logically assigned	2	0.00
	91 = NEVER USED MARIJUANA	32994	59.70
	93 = DID NOT USE MJ PST 12 MOS OR USED <6 DYS	14216	25.72
	94 = DON'T KNOW.....	12	0.02
	97 = REFUSED	45	0.08
	98 = BLANK (NO ANSWER).....	193	0.35

During the past 12 months, were you able to cut down or stop using marijuana or hashish every time you wanted to or tried to?

MRJCUTEV¹	Len : 2 ABLE TO CUT/STOP USING MJ EVERY TIME PST 12 MOS		
		Freq	Pct
	1 = Yes	2762	5.00
	2 = No.....	475	0.86
	83 = DID NOT USE MJ PST 12 MOS OR USED <6 DAY Log asn.....	66	0.12
	85 = BAD DATA Logically assigned	1	0.00
	91 = NEVER USED MARIJUANA	32994	59.70
	93 = DID NOT USE MJ PST 12 MOS OR USED <6 DYS	14216	25.72
	94 = DON'T KNOW.....	1	0.00
	97 = REFUSED	45	0.08
	98 = BLANK (NO ANSWER).....	206	0.37
	99 = LEGITIMATE SKIP	4502	8.15

During the past 12 months, did you have any problems with your emotions, nerves, or mental health that were probably caused or made worse by your use of marijuana or hashish?

MRJEMOPB¹	Len : 2 MJ CAUSE PRBS WITH EMOT/NERVES PAST 12 MOS		
		Freq	Pct
	1 = Yes	779	1.41
	2 = No.....	6960	12.59
	83 = DID NOT USE MJ PST 12 MOS OR USED <6 DAY Log asn.....	66	0.12
	85 = BAD DATA Logically assigned	2	0.00
	91 = NEVER USED MARIJUANA	32994	59.70
	93 = DID NOT USE MJ PST 12 MOS OR USED <6 DYS	14216	25.72
	94 = DON'T KNOW.....	16	0.03
	97 = REFUSED	42	0.08
	98 = BLANK (NO ANSWER).....	193	0.35

Did you continue to use marijuana or hashish even though you thought it was causing you to have problems with your emotions, nerves, or mental health?

MRJEMCTD¹	Len : 2 CONTD USING MARIJUANA DESPITE EMOT PRBS		
		Freq	Pct
	1 = Yes	493	0.89
	2 = No.....	286	0.52
	83 = DID NOT USE MJ PST 12 MOS OR USED <6 DAY Log asn.....	66	0.12
	85 = BAD DATA Logically assigned	1	0.00
	91 = NEVER USED MARIJUANA	32994	59.70
	93 = DID NOT USE MJ PST 12 MOS OR USED <6 DYS	14216	25.72
	97 = REFUSED	42	0.08
	98 = BLANK (NO ANSWER).....	210	0.38
	99 = LEGITIMATE SKIP	6960	12.59

SUBSTANCE DEPENDENCE AND ABUSE

During the past 12 months, did you have any physical health problems that were probably caused or made worse by your use of marijuana or hashish?

MRJPHLPB¹ Len : 2 ANY PHYS PRBS CAUSED/WORSND BY MJ PST 12 MOS

	Freq	Pct
1 = Yes	190	0.34
2 = No.....	7063	12.78
83 = DID NOT USE MJ PST 12 MOS OR USED <6 DAY Log asn.....	66	0.12
85 = BAD DATA Logically assigned.....	1	0.00
91 = NEVER USED MARIJUANA	32994	59.70
93 = DID NOT USE MJ PST 12 MOS OR USED <6 DYS	14216	25.72
94 = DON'T KNOW.....	10	0.02
97 = REFUSED	41	0.07
98 = BLANK (NO ANSWER).....	194	0.35
99 = LEGITIMATE SKIP	493	0.89

Did you continue to use marijuana or hashish even though you thought it was causing you to have physical problems?

MRJPHCTD¹ Len : 2 CONTD TO USE MARIJUANA DESPITE PHYS PRBS

	Freq	Pct
1 = Yes	87	0.16
2 = No.....	103	0.19
83 = DID NOT USE MJ PST 12 MOS OR USED <6 DAY Log asn.....	66	0.12
91 = NEVER USED MARIJUANA	32994	59.70
93 = DID NOT USE MJ PST 12 MOS OR USED <6 DYS	14216	25.72
97 = REFUSED	41	0.07
98 = BLANK (NO ANSWER).....	205	0.37
99 = LEGITIMATE SKIP	7556	13.67

This question is about important activities such as working, going to school, taking care of children, doing fun things such as hobbies and sports, and spending time with friends and family.

During the past 12 months, did using marijuana or hashish cause you to give up or spend less time doing these types of important activities?

MRJLSACT¹ Len : 2 LESS ACTIVITIES B/C OF MJ USE PAST 12 MOS

	Freq	Pct
1 = Yes	899	1.63
2 = No.....	6849	12.39
83 = DID NOT USE MJ PST 12 MOS OR USED <6 DAY Log asn.....	66	0.12
85 = BAD DATA Logically assigned.....	2	0.00
91 = NEVER USED MARIJUANA	32994	59.70
93 = DID NOT USE MJ PST 12 MOS OR USED <6 DYS	14216	25.72
94 = DON'T KNOW.....	7	0.01
97 = REFUSED	42	0.08
98 = BLANK (NO ANSWER).....	193	0.35

Sometimes people who use marijuana or hashish have serious problems at home, work or school - such as:

- neglecting their children
- missing work or school
- doing a poor job at work or school
- losing a job or dropping out of school

During the past 12 months, did using marijuana or hashish cause you to have serious problems like this either at home, work, or school?

MRJSERP¹ Len : 2 MJ CAUSE SERS PRBS AT HOME/WORK/SCH PST 12 MOS

	Freq	Pct
1 = Yes	607	1.10
2 = No.....	7147	12.93
83 = DID NOT USE MJ PST 12 MOS OR USED <6 DAY Log asn.....	66	0.12
85 = BAD DATA Logically assigned.....	2	0.00
91 = NEVER USED MARIJUANA	32994	59.70
93 = DID NOT USE MJ PST 12 MOS OR USED <6 DYS	14216	25.72
94 = DON'T KNOW.....	4	0.01
97 = REFUSED	39	0.07
98 = BLANK (NO ANSWER).....	193	0.35

SUBSTANCE DEPENDENCE AND ABUSE

During the past 12 months, did you regularly use marijuana or hashish and then do something where using marijuana or hashish might have put you in physical danger?

MRJPDANG¹ Len : 2 USING MJ AND DO DANGEROUS ACTIVITIES PST 12 MOS

	Freq	Pct
1 = Yes	529	0.96
2 = No.....	7222	13.07
83 = DID NOT USE MJ PST 12 MOS OR USED <6 DAY Log asn.....	66	0.12
85 = BAD DATA Logically assigned.....	2	0.00
91 = NEVER USED MARIJUANA	32994	59.70
93 = DID NOT USE MJ PST 12 MOS OR USED <6 DYS	14216	25.72
94 = DON'T KNOW.....	8	0.01
97 = REFUSED	38	0.07
98 = BLANK (NO ANSWER).....	193	0.35

During the past 12 months, did using marijuana or hashish cause you to do things that repeatedly got you in trouble with the law?

MRJLAWTR¹ Len : 2 USING MJ CAUSE PRBS WITH LAW PAST 12 MOS

	Freq	Pct
1 = Yes	258	0.47
2 = No.....	7498	13.57
83 = DID NOT USE MJ PST 12 MOS OR USED <6 DAY Log asn.....	66	0.12
85 = BAD DATA Logically assigned.....	2	0.00
91 = NEVER USED MARIJUANA	32994	59.70
93 = DID NOT USE MJ PST 12 MOS OR USED <6 DYS	14216	25.72
94 = DON'T KNOW.....	4	0.01
97 = REFUSED	37	0.07
98 = BLANK (NO ANSWER).....	193	0.35

During the past 12 months, did you have any problems with family or friends that were probably caused by your use of marijuana or hashish?

MRJFMFPB¹ Len : 2 USING MJ CAUSE PRBS W/FAMILY/FRIENDS PST 12 MOS

	Freq	Pct
1 = Yes	679	1.23
2 = No.....	7077	12.80
83 = DID NOT USE MJ PST 12 MOS OR USED <6 DAY Log asn.....	66	0.12
85 = BAD DATA Logically assigned.....	2	0.00
91 = NEVER USED MARIJUANA	32994	59.70
93 = DID NOT USE MJ PST 12 MOS OR USED <6 DYS	14216	25.72
94 = DON'T KNOW.....	4	0.01
97 = REFUSED	37	0.07
98 = BLANK (NO ANSWER).....	193	0.35

Did you continue to use marijuana or hashish even though you thought it caused problems with family or friends?

MRJFMCTD¹ Len : 2 CONTD TO USE MJ DESPITE PRBS W/ FAM/FRNDS

	Freq	Pct
1 = Yes	513	0.93
2 = No.....	164	0.30
83 = DID NOT USE MJ PST 12 MOS OR USED <6 DAY Log asn.....	66	0.12
85 = BAD DATA Logically assigned.....	1	0.00
91 = NEVER USED MARIJUANA	32994	59.70
93 = DID NOT USE MJ PST 12 MOS OR USED <6 DYS	14216	25.72
94 = DON'T KNOW.....	1	0.00
97 = REFUSED	38	0.07
98 = BLANK (NO ANSWER).....	198	0.36
99 = LEGITIMATE SKIP	7077	12.80

SUBSTANCE DEPENDENCE AND ABUSE

Think about your use of cocaine, (including the form of cocaine called "crack") during the past 12 months as you answer these next questions.

During the past 12 months, was there a month or more when you spent a lot of your time getting or using [COKEFILL]?

COCLOTTM¹ Len : 2 SPENT MONTH/MORE GETTING/USING COC PAST 12 MOS

	Freq	Pct
1 = Yes	175	0.32
2 = No.....	1063	1.92
91 = NEVER USED COCAINE	49242	89.10
93 = DID NOT USE COCAINE IN THE PAST 12 MOS	4706	8.51
94 = DON'T KNOW.....	2	0.00
97 = REFUSED	8	0.01
98 = BLANK (NO ANSWER).....	72	0.13

During the past 12 months, was there a month or more when you spent a lot of your time getting over the effects of the [COKEFILL] you used?

COCGTOVR¹ Len : 2 MONTH+ SPENT GETTING OVER COC EFFECTS PST 12 MOS

	Freq	Pct
1 = Yes	32	0.06
2 = No.....	1029	1.86
91 = NEVER USED COCAINE	49242	89.10
93 = DID NOT USE COCAINE IN THE PAST 12 MOS	4706	8.51
94 = DON'T KNOW.....	4	0.01
97 = REFUSED	8	0.01
98 = BLANK (NO ANSWER).....	72	0.13
99 = LEGITIMATE SKIP	175	0.32

During the past 12 months, did you try to set limits on how often or how much [COKEFILL] you would use?

COCLIMIT¹ Len : 2 SET LIMITS ON COCAINE USE PAST 12 MONTHS

	Freq	Pct
1 = Yes	441	0.80
2 = No.....	795	1.44
91 = NEVER USED COCAINE	49242	89.10
93 = DID NOT USE COCAINE IN THE PAST 12 MOS	4706	8.51
94 = DON'T KNOW.....	4	0.01
97 = REFUSED	8	0.01
98 = BLANK (NO ANSWER).....	72	0.13

Were you able to keep to the limits you set, or did you often use [COKEFILL] more than you intended to?

COCKPLMT¹ Len : 2 ABLE TO KEEP LIMITS OR USED MORE COC PST 12 MOS

	Freq	Pct
1 = Usually kept to the limits set.....	356	0.64
2 = Often used more than intended.....	85	0.15
91 = NEVER USED COCAINE	49242	89.10
93 = DID NOT USE COCAINE IN THE PAST 12 MOS	4706	8.51
97 = REFUSED	8	0.01
98 = BLANK (NO ANSWER).....	76	0.14
99 = LEGITIMATE SKIP	795	1.44

During the past 12 months, did you need to use more [COKEFILL] than you used to in order to get the effect you wanted?

COCNDMOR¹ Len : 2 NEEDED MORE COC TO GET SAME EFFECT PST 12 MOS

	Freq	Pct
1 = Yes	168	0.30
2 = No.....	1068	1.93
91 = NEVER USED COCAINE	49242	89.10
93 = DID NOT USE COCAINE IN THE PAST 12 MOS	4706	8.51
94 = DON'T KNOW.....	3	0.01
97 = REFUSED	9	0.02
98 = BLANK (NO ANSWER).....	72	0.13

SUBSTANCE DEPENDENCE AND ABUSE

During the past 12 months, did you notice that using the same amount of [COKEFILL] had less effect on you than it used to?

COCLSEFX¹	Len : 2 USING SAME AMT COC HAD LESS EFFECT PAST 12 MOS	Freq	Pct
	1 = Yes	69	0.12
	2 = No.....	996	1.80
	91 = NEVER USED COCAINE	49242	89.10
	93 = DID NOT USE COCAINE IN THE PAST 12 MOS	4706	8.51
	94 = DON'T KNOW.....	6	0.01
	97 = REFUSED	9	0.02
	98 = BLANK (NO ANSWER).....	72	0.13
	99 = LEGITIMATE SKIP	168	0.30

During the past 12 months, did you want to or try to cut down or stop using [COKEFILL]?

COCCUTDN¹	Len : 2 WANT/TRY TO CUT DOWN/STOP USING COC PAST 12 MOS	Freq	Pct
	1 = Yes	574	1.04
	2 = No.....	662	1.20
	91 = NEVER USED COCAINE	49242	89.10
	93 = DID NOT USE COCAINE IN THE PAST 12 MOS	4706	8.51
	94 = DON'T KNOW.....	3	0.01
	97 = REFUSED	9	0.02
	98 = BLANK (NO ANSWER).....	72	0.13

During the past 12 months, were you able to cut down or stop using [COKEFILL] every time you wanted to or tried to?

COCCUTEV¹	Len : 2 ABLE TO CUT/STOP USING COC EVERY TIME PAST 12 MOS	Freq	Pct
	1 = Yes	506	0.92
	2 = No.....	68	0.12
	91 = NEVER USED COCAINE	49242	89.10
	93 = DID NOT USE COCAINE IN THE PAST 12 MOS	4706	8.51
	97 = REFUSED	9	0.02
	98 = BLANK (NO ANSWER).....	75	0.14
	99 = LEGITIMATE SKIP	662	1.20

During the past 12 months, did you cut down or stop using [COKEFILL] at least one time?

COCCUT1X¹	Len : 2 CUT DOWN/STOP USING COC AT LEAST 1X PST 12 MOS	Freq	Pct
	1 = Yes	265	0.48
	2 = No.....	464	0.84
	91 = NEVER USED COCAINE	49242	89.10
	93 = DID NOT USE COCAINE IN THE PAST 12 MOS	4706	8.51
	94 = DON'T KNOW.....	3	0.01
	97 = REFUSED	10	0.02
	98 = BLANK (NO ANSWER).....	72	0.13
	99 = LEGITIMATE SKIP	506	0.92

During the past 12 months, have you felt kind of blue or down when you cut down or stopped using [COKEFILL]?

COCFBLU¹	Len : 2 WHEN CUT DOWN ON COC, FELT BLUE PAST 12 MONTHS	Freq	Pct
	1 = Yes	164	0.30
	2 = No.....	607	1.10
	91 = NEVER USED COCAINE	49242	89.10
	93 = DID NOT USE COCAINE IN THE PAST 12 MOS	4706	8.51
	97 = REFUSED	10	0.02
	98 = BLANK (NO ANSWER).....	75	0.14
	99 = LEGITIMATE SKIP	464	0.84

SUBSTANCE DEPENDENCE AND ABUSE

Please look at the symptoms listed below. During the past 12 months, did you have 2 or more of these symptoms after you cut back or stopped using [COKEFILL]?

- Feeling tired or exhausted
- Having bad dreams
- Having trouble sleeping or sleeping more than you normally do
- Feeling hungry more often
- Feeling either very slowed down or like you couldn't sit still

COCWD2SX¹ Len : 2 HAD 2+ COC WITHDRAWAL SYMPTOMS PST 12 MOS

	Freq	Pct
1 = Yes	130	0.24
2 = No.....	33	0.06
91 = NEVER USED COCAINE	49242	89.10
93 = DID NOT USE COCAINE IN THE PAST 12 MOS	4706	8.51
97 = REFUSED	11	0.02
98 = BLANK (NO ANSWER).....	75	0.14
99 = LEGITIMATE SKIP	1071	1.94

Please look at the symptoms listed below. During the past 12 months, did you have 2 or more of these symptoms at the same time that lasted for longer than a day after you cut back or stopped using [COKEFILL]?

- Feeling tired or exhausted
- Having bad dreams
- Having trouble sleeping or sleeping more than you normally do
- Feeling hungry more often
- Feeling either very slowed down or like you couldn't sit still

COCWDSMT¹ Len : 2 HAD 2+ COC WDRAW SYM AT SAME TIME PAST 12 MOS

	Freq	Pct
1 = Yes	95	0.17
2 = No.....	35	0.06
91 = NEVER USED COCAINE	49242	89.10
93 = DID NOT USE COCAINE IN THE PAST 12 MOS	4706	8.51
97 = REFUSED	10	0.02
98 = BLANK (NO ANSWER).....	76	0.14
99 = LEGITIMATE SKIP	1104	2.00

During the past 12 months, did you have any problems with your emotions, nerves, or mental health that were probably caused or made worse by your use of [COKEFILL]?

COCEMOPB¹ Len : 2 COC CAUSE PRBS WITH EMOT/NERVES PAST 12 MOS

	Freq	Pct
1 = Yes	171	0.31
2 = No.....	1065	1.93
91 = NEVER USED COCAINE	49242	89.10
93 = DID NOT USE COCAINE IN THE PAST 12 MOS	4706	8.51
94 = DON'T KNOW.....	2	0.00
97 = REFUSED	10	0.02
98 = BLANK (NO ANSWER).....	72	0.13

Did you continue to use [COKEFILL] even though you thought it was causing you to have problems with your emotions, nerves, or mental health?

COCEMCTD¹ Len : 2 CONTD TO USE COC DESPITE EMOT PRBS

	Freq	Pct
1 = Yes	104	0.19
2 = No.....	67	0.12
91 = NEVER USED COCAINE	49242	89.10
93 = DID NOT USE COCAINE IN THE PAST 12 MOS	4706	8.51
97 = REFUSED	10	0.02
98 = BLANK (NO ANSWER).....	74	0.13
99 = LEGITIMATE SKIP	1065	1.93

SUBSTANCE DEPENDENCE AND ABUSE

During the past 12 months, did you have any physical health problems that were probably caused or made worse by your use of [COKEFILL]?

COCPHLPB¹ Len : 2 ANY PHYS PRBS CAUSED/WORSND BY COC PST 12 MOS

	Freq	Pct
1 = Yes	48	0.09
2 = No.....	1084	1.96
91 = NEVER USED COCAINE	49242	89.10
93 = DID NOT USE COCAINE IN THE PAST 12 MOS	4706	8.51
94 = DON'T KNOW.....	2	0.00
97 = REFUSED	10	0.02
98 = BLANK (NO ANSWER).....	72	0.13
99 = LEGITIMATE SKIP	104	0.19

Did you continue to use [COKEFILL] even though you thought it was causing you to have physical problems?

COCPHCTD¹ Len : 2 CONTD TO USE COC DESPITE PHYS PRBS

	Freq	Pct
1 = Yes	18	0.03
2 = No.....	30	0.05
91 = NEVER USED COCAINE	49242	89.10
93 = DID NOT USE COCAINE IN THE PAST 12 MOS	4706	8.51
97 = REFUSED	10	0.02
98 = BLANK (NO ANSWER).....	74	0.13
99 = LEGITIMATE SKIP	1188	2.15

This question is about important activities such as working, going to school, taking care of children, doing fun things such as hobbies and sports, and spending time with friends and family.

During the past 12 months, did using [COKEFILL] cause you to give up or spend less time doing these types of important activities?

COCLSACT¹ Len : 2 LESS ACTIVITIES B/C OF COC USE PAST 12 MOS

	Freq	Pct
1 = Yes	137	0.25
2 = No.....	1100	1.99
91 = NEVER USED COCAINE	49242	89.10
93 = DID NOT USE COCAINE IN THE PAST 12 MOS	4706	8.51
94 = DON'T KNOW.....	2	0.00
97 = REFUSED	9	0.02
98 = BLANK (NO ANSWER).....	72	0.13

Sometimes people who use [COKEFILL] have serious problems at home, work or school - such as:

- neglecting their children
- missing work or school
- doing a poor job at work or school
- losing a job or dropping out of school

During the past 12 months, did using [COKEFILL] cause you to have serious problems like this either at home, work, or school?

COCSERP¹ Len : 2 COC CAUSE SERS PRBS AT HOME/WORK/SCH PST 12 MOS

	Freq	Pct
1 = Yes	121	0.22
2 = No.....	1117	2.02
91 = NEVER USED COCAINE	49242	89.10
93 = DID NOT USE COCAINE IN THE PAST 12 MOS	4706	8.51
94 = DON'T KNOW.....	2	0.00
97 = REFUSED	8	0.01
98 = BLANK (NO ANSWER).....	72	0.13

SUBSTANCE DEPENDENCE AND ABUSE

During the past 12 months, did you regularly use [COKEFILL] and then do something where using [COKEFILL] might have put you in physical danger?

COCPDANG¹	Len : 2 USING COC AND DO DANGEROUS ACTIVITIES PST 12 MOS		
		Freq	Pct
	1 = Yes	124	0.22
	2 = No.....	1115	2.02
	91 = NEVER USED COCAINE	49242	89.10
	93 = DID NOT USE COCAINE IN THE PAST 12 MOS	4706	8.51
	94 = DON'T KNOW.....	2	0.00
	97 = REFUSED	7	0.01
	98 = BLANK (NO ANSWER).....	72	0.13

During the past 12 months, did using [COKEFILL] cause you to do things that repeatedly got you in trouble with the law?

COCLAWTR¹	Len : 2 USING COC CAUSE PRBS WITH LAW PAST 12 MOS		
		Freq	Pct
	1 = Yes	44	0.08
	2 = No.....	1194	2.16
	91 = NEVER USED COCAINE	49242	89.10
	93 = DID NOT USE COCAINE IN THE PAST 12 MOS	4706	8.51
	94 = DON'T KNOW.....	2	0.00
	97 = REFUSED	8	0.01
	98 = BLANK (NO ANSWER).....	72	0.13

During the past 12 months, did you have any problems with family or friends that were probably caused by your use of [COKEFILL]?

COCFMFPB¹	Len : 2 USING COC CAUSE PRBS W/FAMILY/FRIENDS PST 12 MOS		
		Freq	Pct
	1 = Yes	137	0.25
	2 = No.....	1100	1.99
	91 = NEVER USED COCAINE	49242	89.10
	93 = DID NOT USE COCAINE IN THE PAST 12 MOS	4706	8.51
	94 = DON'T KNOW.....	2	0.00
	97 = REFUSED	9	0.02
	98 = BLANK (NO ANSWER).....	72	0.13

Did you continue to use [COKEFILL] even though you thought it caused problems with family or friends?

COCFMCTD¹	Len : 2 CONTD TO USE COC DESPITE PRBS W/ FAM/FRNDS		
		Freq	Pct
	1 = Yes	98	0.18
	2 = No.....	39	0.07
	91 = NEVER USED COCAINE	49242	89.10
	93 = DID NOT USE COCAINE IN THE PAST 12 MOS	4706	8.51
	97 = REFUSED	9	0.02
	98 = BLANK (NO ANSWER).....	74	0.13
	99 = LEGITIMATE SKIP	1100	1.99

NOTE: The heroin variables in the SUBSTANCE DEPENDENCE AND ABUSE module take into account information from follow-up questions that were added to the SPECIAL DRUGS module in 2002 for the variables HRSMKREC and HRSNFREC. Respondents who had not previously reported heroin use in the past 12 months but who reported on follow-up that they smoked or sniffed heroin in the past 12 months were asked the heroin questions in the SUBSTANCE DEPENDENCE AND ABUSE module.

Think about your use of heroin during the past 12 months as you answer these next questions.

During the past 12 months, was there a month or more when you spent a lot of your time getting or using heroin?

HERLOTTM¹	Len : 2 SPENT MON/MORE GETTING/USING HEROIN PST 12 MOS		
		Freq	Pct
	1 = Yes	118	0.21
	2 = No.....	111	0.20
	91 = NEVER USED HEROIN.....	54398	98.43
	93 = DID NOT USE HEROIN IN THE PAST 12 MOS	584	1.06
	94 = DON'T KNOW.....	1	0.00
	97 = REFUSED	4	0.01
	98 = BLANK (NO ANSWER).....	52	0.09

SUBSTANCE DEPENDENCE AND ABUSE

During the past 12 months, was there a month or more when you spent a lot of your time getting over the effects of the heroin you used?

HERGTOVR¹ Len : 2 MONTH+ SPENT GETTING OVR HEROIN EFFECTS PST 12 MO

	Freq	Pct
1 = Yes	13	0.02
2 = No.....	98	0.18
91 = NEVER USED HEROIN.....	54398	98.43
93 = DID NOT USE HEROIN IN THE PAST 12 MOS	584	1.06
94 = DON'T KNOW.....	1	0.00
97 = REFUSED	4	0.01
98 = BLANK (NO ANSWER).....	52	0.09
99 = LEGITIMATE SKIP	118	0.21

During the past 12 months, did you try to set limits on how often or how much heroin you would use?

HERLIMIT¹ Len : 2 SET LIMITS ON HEROIN USE PAST 12 MONTHS

	Freq	Pct
1 = Yes	131	0.24
2 = No.....	97	0.18
91 = NEVER USED HEROIN.....	54398	98.43
93 = DID NOT USE HEROIN IN THE PAST 12 MOS	584	1.06
94 = DON'T KNOW.....	2	0.00
97 = REFUSED	4	0.01
98 = BLANK (NO ANSWER).....	52	0.09

Were you able to keep to the limits you set, or did you often use heroin more than you intended to?

HERKPLMT¹ Len : 2 ABLE TO KEEP LIMT OR USE MORE HEROIN PST 12 MOS

	Freq	Pct
1 = Usually kept to the limits set.....	53	0.10
2 = Often used more than intended.....	78	0.14
91 = NEVER USED HEROIN.....	54398	98.43
93 = DID NOT USE HEROIN IN THE PAST 12 MOS	584	1.06
97 = REFUSED	4	0.01
98 = BLANK (NO ANSWER).....	54	0.10
99 = LEGITIMATE SKIP	97	0.18

During the past 12 months, did you need to use more heroin than you used to in order to get the effect you wanted?

HERNDMOR¹ Len : 2 NEEDED MORE HEROIN TO GET SME EFFECT PST 12 MOS

	Freq	Pct
1 = Yes	124	0.22
2 = No.....	105	0.19
91 = NEVER USED HEROIN.....	54398	98.43
93 = DID NOT USE HEROIN IN THE PAST 12 MOS	584	1.06
94 = DON'T KNOW.....	1	0.00
97 = REFUSED	4	0.01
98 = BLANK (NO ANSWER).....	52	0.09

During the past 12 months, did you notice that using the same amount of heroin had less effect on you than it used to?

HERLSEFX¹ Len : 2 USING SME AMT HEROIN HAD LESS EFFECT PST 12 MOS

	Freq	Pct
1 = Yes	11	0.02
2 = No.....	94	0.17
91 = NEVER USED HEROIN.....	54398	98.43
93 = DID NOT USE HEROIN IN THE PAST 12 MOS	584	1.06
94 = DON'T KNOW.....	1	0.00
97 = REFUSED	4	0.01
98 = BLANK (NO ANSWER).....	52	0.09
99 = LEGITIMATE SKIP	124	0.22

SUBSTANCE DEPENDENCE AND ABUSE

During the past 12 months, did you want to or try to cut down or stop using heroin?

HERCUTDN¹	Len : 2	WANT/TRY CUT DOWN/STOP USNG HEROIN PST 12 MOS		
			Freq	Pct
	1 = Yes		164	0.30
	2 = No.....		66	0.12
	91 = NEVER USED HEROIN.....		54398	98.43
	93 = DID NOT USE HEROIN IN THE PAST 12 MOS		584	1.06
	94 = DON'T KNOW.....		1	0.00
	97 = REFUSED		3	0.01
	98 = BLANK (NO ANSWER).....		52	0.09

During the past 12 months, were you able to cut down or stop using heroin every time you wanted to or tried to?

HERCUTEV¹	Len : 2	ABLE TO CUT/STOP USNG HEROIN EVRY TIME PST 12 MOS		
			Freq	Pct
	1 = Yes		98	0.18
	2 = No.....		66	0.12
	91 = NEVER USED HEROIN.....		54398	98.43
	93 = DID NOT USE HEROIN IN THE PAST 12 MOS		584	1.06
	97 = REFUSED		3	0.01
	98 = BLANK (NO ANSWER).....		53	0.10
	99 = LEGITIMATE SKIP		66	0.12

During the past 12 months, did you cut down or stop using heroin at least one time?

HERCUT1X¹	Len : 2	CUT DOWN/STOP USNG HEROIN AT LEAST 1X PST 12 MOS		
			Freq	Pct
	1 = Yes		76	0.14
	2 = No.....		56	0.10
	91 = NEVER USED HEROIN.....		54398	98.43
	93 = DID NOT USE HEROIN IN THE PAST 12 MOS		584	1.06
	94 = DON'T KNOW.....		1	0.00
	97 = REFUSED		3	0.01
	98 = BLANK (NO ANSWER).....		52	0.09
	99 = LEGITIMATE SKIP		98	0.18

Please look at the symptoms listed below. During the past 12 months, did you have 3 or more of these symptoms after you cut back or stopped using heroin?

- Feeling kind of blue or down
- Vomiting or feeling nauseous
- Having cramps or muscle aches
- Having teary eyes or a runny nose
- Feeling sweaty, having enlarged eye pupils, or having body hair standing up on your skin
- Having diarrhea
- Yawning
- Having a fever
- Having trouble sleeping

HERWD3SX¹	Len : 2	HAD 3+ HEROIN WITHDRAWAL SYMPTOMS PST 12 MOS		
			Freq	Pct
	1 = Yes		128	0.23
	2 = No.....		46	0.08
	91 = NEVER USED HEROIN.....		54398	98.43
	93 = DID NOT USE HEROIN IN THE PAST 12 MOS		584	1.06
	97 = REFUSED		3	0.01
	98 = BLANK (NO ANSWER).....		53	0.10
	99 = LEGITIMATE SKIP		56	0.10

SUBSTANCE DEPENDENCE AND ABUSE

Please look at the symptoms listed below. During the past 12 months, did you have 3 or more of these symptoms at the same time that lasted for longer than a day after you cut back or stopped using heroin?

- Feeling kind of blue or down
- Vomiting or feeling nauseous
- Having cramps or muscle aches
- Having teary eyes or a runny nose
- Feeling sweaty, having enlarged eye pupils, or having body hair standing up on your skin
- Having diarrhea
- Yawning
- Having a fever
- Having trouble sleeping

HERWDSMT¹ Len : 2 HAD 3+ HEROIN WDRAW SYM SAME TIME PST 12 MOS

	Freq	Pct
1 = Yes	111	0.20
2 = No.....	17	0.03
91 = NEVER USED HEROIN.....	54398	98.43
93 = DID NOT USE HEROIN IN THE PAST 12 MOS	584	1.06
97 = REFUSED	3	0.01
98 = BLANK (NO ANSWER).....	53	0.10
99 = LEGITIMATE SKIP	102	0.18

During the past 12 months, did you have any problems with your emotions, nerves, or mental health that were probably caused or made worse by your use of heroin?

HEREMOPB¹ Len : 2 HEROIN CAUSE PRBS W/EMOT/NERVES PAST 12 MOS

	Freq	Pct
1 = Yes	115	0.21
2 = No.....	115	0.21
91 = NEVER USED HEROIN.....	54398	98.43
93 = DID NOT USE HEROIN IN THE PAST 12 MOS	584	1.06
94 = DON'T KNOW.....	1	0.00
97 = REFUSED	3	0.01
98 = BLANK (NO ANSWER).....	52	0.09

Did you continue to use heroin even though you thought it was causing you to have problems with your emotions, nerves, or mental health?

HEREMCTD¹ Len : 2 CONTD TO USE HEROIN DESPITE EMOT PRBS

	Freq	Pct
1 = Yes	95	0.17
2 = No.....	20	0.04
91 = NEVER USED HEROIN.....	54398	98.43
93 = DID NOT USE HEROIN IN THE PAST 12 MOS	584	1.06
97 = REFUSED	3	0.01
98 = BLANK (NO ANSWER).....	53	0.10
99 = LEGITIMATE SKIP	115	0.21

During the past 12 months, did you have any physical health problems that were probably caused or made worse by your use of heroin?

HERPHLPB¹ Len : 2 ANY PHYS PRBS CAUSED/WORSND BY HEROIN PST 12 MOS

	Freq	Pct
1 = Yes	15	0.03
2 = No.....	120	0.22
91 = NEVER USED HEROIN.....	54398	98.43
93 = DID NOT USE HEROIN IN THE PAST 12 MOS	584	1.06
94 = DON'T KNOW.....	1	0.00
97 = REFUSED	3	0.01
98 = BLANK (NO ANSWER).....	52	0.09
99 = LEGITIMATE SKIP	95	0.17

SUBSTANCE DEPENDENCE AND ABUSE

Did you continue to use heroin even though you thought it was causing you to have physical problems?

HERPHCTD¹	Len : 2	CONTD TO USE HEROIN DESPITE PHYS PRBS		
			Freq	Pct
	1 = Yes		8	0.01
	2 = No.....		7	0.01
	91 = NEVER USED HEROIN.....		54398	98.43
	93 = DID NOT USE HEROIN IN THE PAST 12 MOS		584	1.06
	97 = REFUSED		3	0.01
	98 = BLANK (NO ANSWER).....		53	0.10
	99 = LEGITIMATE SKIP		215	0.39

This question is about important activities such as working, going to school, taking care of children, doing fun things such as hobbies and sports, and spending time with friends and family.

During the past 12 months, did using heroin cause you to give up or spend less time doing these types of important activities?

HERLSACT¹	Len : 2	LESS ACTIVITIES B/C OF HEROIN USE PAST 12 MOS		
			Freq	Pct
	1 = Yes		111	0.20
	2 = No.....		119	0.22
	91 = NEVER USED HEROIN.....		54398	98.43
	93 = DID NOT USE HEROIN IN THE PAST 12 MOS		584	1.06
	94 = DON'T KNOW.....		1	0.00
	97 = REFUSED		3	0.01
	98 = BLANK (NO ANSWER).....		52	0.09

Sometimes people who use heroin have serious problems at home, work or school - such as:

- neglecting their children
- missing work or school
- doing a poor job at work or school
- losing a job or dropping out of school

During the past 12 months, did using heroin cause you to have serious problems like this either at home, work, or school?

HERSERPB¹	Len : 2	HEROIN CAUSE SER PRB AT HOMWRK/SCH PST 12 MOS		
			Freq	Pct
	1 = Yes		96	0.17
	2 = No.....		134	0.24
	91 = NEVER USED HEROIN.....		54398	98.43
	93 = DID NOT USE HEROIN IN THE PAST 12 MOS		584	1.06
	94 = DON'T KNOW.....		1	0.00
	97 = REFUSED		3	0.01
	98 = BLANK (NO ANSWER).....		52	0.09

During the past 12 months, did you regularly use heroin and then do something where using heroin might have put you in physical danger?

HERPDANG¹	Len : 2	USING HEROIN & DO DANGEROUS ACTIVS PST 12 MOS		
			Freq	Pct
	1 = Yes		77	0.14
	2 = No.....		153	0.28
	91 = NEVER USED HEROIN.....		54398	98.43
	93 = DID NOT USE HEROIN IN THE PAST 12 MOS		584	1.06
	94 = DON'T KNOW.....		1	0.00
	97 = REFUSED		3	0.01
	98 = BLANK (NO ANSWER).....		52	0.09

SUBSTANCE DEPENDENCE AND ABUSE

During the past 12 months, did using heroin cause you to do things that repeatedly got you in trouble with the law?

HERLAWTR¹	Len : 2 USING HEROIN CAUSE PRBS WITH LAW PAST 12 MOS		
		Freq	Pct
	1 = Yes	51	0.09
	2 = No.....	179	0.32
	91 = NEVER USED HEROIN.....	54398	98.43
	93 = DID NOT USE HEROIN IN THE PAST 12 MOS	584	1.06
	94 = DON'T KNOW.....	1	0.00
	97 = REFUSED	3	0.01
	98 = BLANK (NO ANSWER).....	52	0.09

During the past 12 months, did you have any problems with family or friends that were probably caused by your use of heroin?

HERFMFPB¹	Len : 2 USING HEROIN CAUSE PRBS W/FAM/FRNDS PST 12 MOS		
		Freq	Pct
	1 = Yes	108	0.20
	2 = No.....	122	0.22
	91 = NEVER USED HEROIN.....	54398	98.43
	93 = DID NOT USE HEROIN IN THE PAST 12 MOS	584	1.06
	94 = DON'T KNOW.....	1	0.00
	97 = REFUSED	3	0.01
	98 = BLANK (NO ANSWER).....	52	0.09

Did you continue to use heroin even though you thought it caused problems with family or friends?

HERFMCTD¹	Len : 2 CONTD TO USE HEROIN DESPITE PRBS W/FAM/FRNDS		
		Freq	Pct
	1 = Yes	89	0.16
	2 = No.....	19	0.03
	91 = NEVER USED HEROIN.....	54398	98.43
	93 = DID NOT USE HEROIN IN THE PAST 12 MOS	584	1.06
	97 = REFUSED	3	0.01
	98 = BLANK (NO ANSWER).....	53	0.10
	99 = LEGITIMATE SKIP	122	0.22

NOTE: HALDAFLG is a flag variable that indicates differences in how the hallucinogen variables in the SUBSTANCE DEPENDENCE AND ABUSE MODULE would have been edited based on the logic in 2007, when only past year users from the core HALLUCINOGENS module were routed into the corresponding questions, and how these hallucinogen variables were edited this year. Editing this year took into account logic that routed past year users of ketamine (from KETAREC), the tryptamines DMT, AMT, and 5-MeO-DIPT/"Foxy" (from TRYPREC), and Salvia divinorum (from SALVREC) into these dependence and abuse questions for hallucinogens.

HALDAFLG¹	Len : 2 EDITING FLAG FOR HALLUC DEPENDENCE & ABUSE VARS		
		Freq	Pct
	1 = Never used based on 07/Now: Not past yr user	404	0.73
	2 = Not past yr user based on 07/Now: Blank	1	0.00
	3 = Never used based on 07/Now: Blank	138	0.25
	4 = Blank based on 07/Now: Past yr user	3	0.01
	5 = Not past yr user based on 07/Now: Past yr user	97	0.18
	6 = Never used based on 07/Now: Past yr user	99	0.18
	98 = BLANK (NO DIFF BETWEEN 07 VARIABLES & NOW).....	54526	98.66

Think about your use of hallucinogens, such as LSD, "acid", PCP, "Ecstasy", psilocybin (mushrooms), mescaline, or peyote during the past 12 months as you answer these next questions.

During the past 12 months, was there a month or more when you spent a lot of your time getting or using hallucinogens?

HALLOTTM¹	Len : 2 SPENT MON/MORE GETTING/USING HALLUC PST 12 MOS		
		Freq	Pct
	1 = Yes	131	0.24
	2 = No.....	1808	3.27
	91 = NEVER USED HALLUCINOGENS	47175	85.36
	93 = DID NOT USE HALLUCINOGENS IN THE PAST 12 MOS	5686	10.29
	94 = DON'T KNOW.....	1	0.00
	97 = REFUSED	2	0.00
	98 = BLANK (NO ANSWER).....	465	0.84

SUBSTANCE DEPENDENCE AND ABUSE

During the past 12 months, was there a month or more when you spent a lot of your time getting over the effects of the hallucinogens you used?

HALGTOVR¹	Len : 2 MONTH+ SPENT GETTING OVR HALLUC EFFECTS PST 12 MO		
		Freq	Pct
	1 = Yes	39	0.07
	2 = No.....	1767	3.20
	91 = NEVER USED HALLUCINOGENS	47175	85.36
	93 = DID NOT USE HALLUCINOGENS IN THE PAST 12 MOS	5686	10.29
	94 = DON'T KNOW.....	2	0.00
	97 = REFUSED	3	0.01
	98 = BLANK (NO ANSWER).....	465	0.84
	99 = LEGITIMATE SKIP	131	0.24

During the past 12 months, did you try to set limits on how often or how much hallucinogens you would use?

HALLIMIT¹	Len : 2 SET LIMITS ON HALLUCINOGEN USE PAST 12 MONTHS		
		Freq	Pct
	1 = Yes	418	0.76
	2 = No.....	1511	2.73
	91 = NEVER USED HALLUCINOGENS	47175	85.36
	93 = DID NOT USE HALLUCINOGENS IN THE PAST 12 MOS	5686	10.29
	94 = DON'T KNOW.....	8	0.01
	97 = REFUSED	5	0.01
	98 = BLANK (NO ANSWER).....	465	0.84

Were you able to keep to the limits you set, or did you often use hallucinogens more than you intended to?

HALKPLMT¹	Len : 2 ABLE TO KEEP LIMT OR USE MORE HALLUC PST 12 MOS		
		Freq	Pct
	1 = Usually kept to the limits set.....	396	0.72
	2 = Often used more than intended.....	21	0.04
	91 = NEVER USED HALLUCINOGENS	47175	85.36
	93 = DID NOT USE HALLUCINOGENS IN THE PAST 12 MOS	5686	10.29
	97 = REFUSED	6	0.01
	98 = BLANK (NO ANSWER).....	473	0.86
	99 = LEGITIMATE SKIP	1511	2.73

During the past 12 months, did you need to use more hallucinogens than you used to in order to get the effect you wanted?

HALNDMOR¹	Len : 2 NEEDED MORE HALLUC TO GET SME EFFECT PST 12 MOS		
		Freq	Pct
	1 = Yes	111	0.20
	2 = No.....	1820	3.29
	91 = NEVER USED HALLUCINOGENS	47175	85.36
	93 = DID NOT USE HALLUCINOGENS IN THE PAST 12 MOS	5686	10.29
	94 = DON'T KNOW.....	6	0.01
	97 = REFUSED	5	0.01
	98 = BLANK (NO ANSWER).....	465	0.84

During the past 12 months, did you notice that using the same amount of hallucinogens had less effect on you than it used to?

HALLSEFX¹	Len : 2 USING SME AMT HALLUC HAD LESS EFFECT PAST 12 MOS		
		Freq	Pct
	1 = Yes	80	0.14
	2 = No.....	1733	3.14
	91 = NEVER USED HALLUCINOGENS	47175	85.36
	93 = DID NOT USE HALLUCINOGENS IN THE PAST 12 MOS	5686	10.29
	94 = DON'T KNOW.....	9	0.02
	97 = REFUSED	9	0.02
	98 = BLANK (NO ANSWER).....	465	0.84
	99 = LEGITIMATE SKIP	111	0.20

SUBSTANCE DEPENDENCE AND ABUSE

During the past 12 months, did you want to or try to cut down or stop using hallucinogens?

HALCUTDN¹	Len : 2	WANT/TRY CUT DOWN/STOP USING HALLUC PST 12 MOS		
			Freq	Pct
		1 = Yes	504	0.91
		2 = No.....	1415	2.56
		91 = NEVER USED HALLUCINOGENS	47175	85.36
		93 = DID NOT USE HALLUCINOGENS IN THE PAST 12 MOS	5686	10.29
		94 = DON'T KNOW.....	13	0.02
		97 = REFUSED	10	0.02
		98 = BLANK (NO ANSWER).....	465	0.84

During the past 12 months, were you able to cut down or stop using hallucinogens every time you wanted to or tried to?

HALCUTEV¹	Len : 2	ABLE TO CUT/STOP USING HALLUC EVRY TIME PST 12 MO		
			Freq	Pct
		1 = Yes	474	0.86
		2 = No.....	27	0.05
		91 = NEVER USED HALLUCINOGENS	47175	85.36
		93 = DID NOT USE HALLUCINOGENS IN THE PAST 12 MOS	5686	10.29
		94 = DON'T KNOW.....	1	0.00
		97 = REFUSED	12	0.02
		98 = BLANK (NO ANSWER).....	478	0.86
		99 = LEGITIMATE SKIP	1415	2.56

During the past 12 months, did you have any problems with your emotions, nerves, or mental health that were probably caused or made worse by your use of hallucinogens?

HALEMOPB¹	Len : 2	HALLUC CAUSE PRBS W/EMOT/NERVES PAST 12 MOS		
			Freq	Pct
		1 = Yes	157	0.28
		2 = No.....	1769	3.20
		91 = NEVER USED HALLUCINOGENS	47175	85.36
		93 = DID NOT USE HALLUCINOGENS IN THE PAST 12 MOS	5686	10.29
		94 = DON'T KNOW.....	11	0.02
		97 = REFUSED	5	0.01
		98 = BLANK (NO ANSWER).....	465	0.84

Did you continue to use hallucinogens even though you thought this was causing you to have problems with your emotions, nerves, or mental health?

HALEMCTD¹	Len : 2	CONTD TO USE HALLUC DESPITE EMOT PRBS		
			Freq	Pct
		1 = Yes	74	0.13
		2 = No.....	83	0.15
		91 = NEVER USED HALLUCINOGENS	47175	85.36
		93 = DID NOT USE HALLUCINOGENS IN THE PAST 12 MOS	5686	10.29
		97 = REFUSED	5	0.01
		98 = BLANK (NO ANSWER).....	476	0.86
		99 = LEGITIMATE SKIP	1769	3.20

During the past 12 months, did you have any physical health problems that were probably caused or made worse by your use of hallucinogens?

HALPHLPB¹	Len : 2	ANY PHYS PRBS CAUSED/WORSND BY HALLUC PST 12 MOS		
			Freq	Pct
		1 = Yes	41	0.07
		2 = No.....	1810	3.27
		91 = NEVER USED HALLUCINOGENS	47175	85.36
		93 = DID NOT USE HALLUCINOGENS IN THE PAST 12 MOS	5686	10.29
		94 = DON'T KNOW.....	11	0.02
		97 = REFUSED	6	0.01
		98 = BLANK (NO ANSWER).....	465	0.84
		99 = LEGITIMATE SKIP	74	0.13

SUBSTANCE DEPENDENCE AND ABUSE

Did you continue to use hallucinogens even though you thought this was causing you to have physical problems?

HALPHCTD¹	Len : 2 CONTD TO USE HALLUC DESPITE PHYS PRBS	Freq	Pct
	1 = Yes	10	0.02
	2 = No.....	30	0.05
	91 = NEVER USED HALLUCINOGENS	47175	85.36
	93 = DID NOT USE HALLUCINOGENS IN THE PAST 12 MOS	5686	10.29
	94 = DON'T KNOW.....	1	0.00
	97 = REFUSED	6	0.01
	98 = BLANK (NO ANSWER).....	476	0.86
	99 = LEGITIMATE SKIP	1884	3.41

This question is about important activities such as working, going to school, taking care of children, doing fun things such as hobbies and sports, and spending time with friends and family.

During the past 12 months, did using hallucinogens cause you to give up or spend less time doing these types of important activities?

HALLSACT¹	Len : 2 LESS ACTIVITES B/C OF HALLUC USE PAST 12 MOS	Freq	Pct
	1 = Yes	81	0.15
	2 = No.....	1841	3.33
	91 = NEVER USED HALLUCINOGENS	47175	85.36
	93 = DID NOT USE HALLUCINOGENS IN THE PAST 12 MOS	5686	10.29
	94 = DON'T KNOW.....	10	0.02
	97 = REFUSED	10	0.02
	98 = BLANK (NO ANSWER).....	465	0.84

Sometimes people who use hallucinogens have serious problems at home, work or school - such as:

- neglecting their children
- missing work or school
- doing a poor job at work or school
- losing a job or dropping out of school

During the past 12 months, did using hallucinogens cause you to have serious problems like this either at home, work, or school?

HALSERPB¹	Len : 2 HALLUC CAUSE SER PRBS AT HOM/WRK/SCH PST 12 MOS	Freq	Pct
	1 = Yes	75	0.14
	2 = No.....	1853	3.35
	91 = NEVER USED HALLUCINOGENS	47175	85.36
	93 = DID NOT USE HALLUCINOGENS IN THE PAST 12 MOS	5686	10.29
	94 = DON'T KNOW.....	8	0.01
	97 = REFUSED	6	0.01
	98 = BLANK (NO ANSWER).....	465	0.84

During the past 12 months, did you regularly use hallucinogens and then do something where using hallucinogens put you in physical danger?

HALPDANG¹	Len : 2 USING HALLUC & DO DANGEROUS ACTIVS PST 12 MOS	Freq	Pct
	1 = Yes	101	0.18
	2 = No.....	1829	3.31
	91 = NEVER USED HALLUCINOGENS	47175	85.36
	93 = DID NOT USE HALLUCINOGENS IN THE PAST 12 MOS	5686	10.29
	94 = DON'T KNOW.....	8	0.01
	97 = REFUSED	4	0.01
	98 = BLANK (NO ANSWER).....	465	0.84

SUBSTANCE DEPENDENCE AND ABUSE

During the past 12 months, did using hallucinogens cause you to do things that repeatedly got you in trouble with the law?

HALLAWTR¹	Len : 2 USING HALLUC CAUSE PRBS WITH LAW PAST 12 MOS		
		Freq	Pct
	1 = Yes	34	0.06
	2 = No.....	1896	3.43
	91 = NEVER USED HALLUCINOGENS	47175	85.36
	93 = DID NOT USE HALLUCINOGENS IN THE PAST 12 MOS	5686	10.29
	94 = DON'T KNOW.....	6	0.01
	97 = REFUSED	6	0.01
	98 = BLANK (NO ANSWER).....	465	0.84

During the past 12 months, did you have any problems with family or friends that were probably caused by your use of hallucinogens?

HALFMFPB¹	Len : 2 USING HALLUC CAUSE PRBS W/FAM/FRNDS PST 12 MOS		
		Freq	Pct
	1 = Yes	63	0.11
	2 = No.....	1866	3.38
	91 = NEVER USED HALLUCINOGENS	47175	85.36
	93 = DID NOT USE HALLUCINOGENS IN THE PAST 12 MOS	5686	10.29
	94 = DON'T KNOW.....	6	0.01
	97 = REFUSED	7	0.01
	98 = BLANK (NO ANSWER).....	465	0.84

Did you continue to use hallucinogens even though you thought this caused problems with family or friends?

HALFMCTD¹	Len : 2 CONTD TO USE HALLUC DESPITE PRBS W/FAM/FRNDS		
		Freq	Pct
	1 = Yes	28	0.05
	2 = No.....	35	0.06
	91 = NEVER USED HALLUCINOGENS	47175	85.36
	93 = DID NOT USE HALLUCINOGENS IN THE PAST 12 MOS	5686	10.29
	97 = REFUSED	7	0.01
	98 = BLANK (NO ANSWER).....	471	0.85
	99 = LEGITIMATE SKIP	1866	3.38

Think about your use of inhalants, such as amyl nitrite, "poppers," nitrous oxide, gasoline or lighter fluids, glue, spray paints or correction fluids during the past 12 months as you answer these next questions.

During the past 12 months, was there a month or more when you spent a lot of your time getting or using inhalants?

INHLOTTM¹	Len : 2 SPENT MONTH/MORE GETTING/USING INH PAST 12 MOS		
		Freq	Pct
	1 = Yes	45	0.08
	2 = No.....	676	1.22
	91 = NEVER USED INHALANTS.....	50561	91.48
	93 = DID NOT USE INHALANTS IN THE PAST 12 MOS	3731	6.75
	94 = DON'T KNOW.....	2	0.00
	97 = REFUSED	2	0.00
	98 = BLANK (NO ANSWER).....	251	0.45

During the past 12 months, was there a month or more when you spent a lot of your time getting over the effects of the inhalants you used?

INHGTQVR¹	Len : 2 MONTH+ SPENT GETTING OVER INH EFFECTS PST 12 MOS		
		Freq	Pct
	1 = Yes	15	0.03
	2 = No.....	659	1.19
	91 = NEVER USED INHALANTS.....	50561	91.48
	93 = DID NOT USE INHALANTS IN THE PAST 12 MOS	3731	6.75
	94 = DON'T KNOW.....	3	0.01
	97 = REFUSED	3	0.01
	98 = BLANK (NO ANSWER).....	251	0.45
	99 = LEGITIMATE SKIP	45	0.08

SUBSTANCE DEPENDENCE AND ABUSE

During the past 12 months, did you try to set limits on how often or how much inhalants you would use?

INHLIMIT¹	Len : 2 SET LIMITS ON INHALANT USE PAST 12 MONTHS	Freq	Pct
	1 = Yes	158	0.29
	2 = No.....	552	1.00
	91 = NEVER USED INHALANTS.....	50561	91.48
	93 = DID NOT USE INHALANTS IN THE PAST 12 MOS	3731	6.75
	94 = DON'T KNOW.....	6	0.01
	97 = REFUSED	9	0.02
	98 = BLANK (NO ANSWER).....	251	0.45

Were you able to keep to the limits you set, or did you often use inhalants more than you intended to?

INHKPLMT¹	Len : 2 ABLE TO KEEP LIMITS OR USE MORE INH PAST 12 MOS	Freq	Pct
	1 = Usually kept to the limits set.....	149	0.27
	2 = Often used more than intended.....	9	0.02
	91 = NEVER USED INHALANTS.....	50561	91.48
	93 = DID NOT USE INHALANTS IN THE PAST 12 MOS	3731	6.75
	97 = REFUSED	9	0.02
	98 = BLANK (NO ANSWER).....	257	0.47
	99 = LEGITIMATE SKIP	552	1.00

During the past 12 months, did you need to use more inhalants than you used to in order to get the effect you wanted?

INHNDMOR¹	Len : 2 NEEDED MORE INH TO GET SAME EFFECT PST 12 MOS	Freq	Pct
	1 = Yes	45	0.08
	2 = No.....	669	1.21
	91 = NEVER USED INHALANTS.....	50561	91.48
	93 = DID NOT USE INHALANTS IN THE PAST 12 MOS	3731	6.75
	94 = DON'T KNOW.....	3	0.01
	97 = REFUSED	8	0.01
	98 = BLANK (NO ANSWER).....	251	0.45

During the past 12 months, did you notice that using the same amount of inhalants had less effect on you than it used to?

INHLSEFX¹	Len : 2 USING SAME AMT INH HAD LESS EFFECT PAST 12 MOS	Freq	Pct
	1 = Yes	52	0.09
	2 = No.....	608	1.10
	91 = NEVER USED INHALANTS.....	50561	91.48
	93 = DID NOT USE INHALANTS IN THE PAST 12 MOS	3731	6.75
	94 = DON'T KNOW.....	11	0.02
	97 = REFUSED	9	0.02
	98 = BLANK (NO ANSWER).....	251	0.45
	99 = LEGITIMATE SKIP	45	0.08

During the past 12 months, did you want to or try to cut down or stop using inhalants?

INHCUTDN¹	Len : 2 WANT/TRY TO CUT DOWN/STOP USING INH PAST 12 MOS	Freq	Pct
	1 = Yes	274	0.50
	2 = No.....	424	0.77
	91 = NEVER USED INHALANTS.....	50561	91.48
	93 = DID NOT USE INHALANTS IN THE PAST 12 MOS	3731	6.75
	94 = DON'T KNOW.....	13	0.02
	97 = REFUSED	14	0.03
	98 = BLANK (NO ANSWER).....	251	0.45

SUBSTANCE DEPENDENCE AND ABUSE

During the past 12 months, were you able to cut down or stop using inhalants every time you wanted to or tried to?

INHCUTEV¹	Len : 2	ABLE TO CUT/STOP USING INH EVERY TIME PAST 12 MOS		
			Freq	Pct
		1 = Yes	259	0.47
		2 = No.....	12	0.02
		91 = NEVER USED INHALANTS.....	50561	91.48
		93 = DID NOT USE INHALANTS IN THE PAST 12 MOS	3731	6.75
		94 = DON'T KNOW.....	2	0.00
		97 = REFUSED	15	0.03
		98 = BLANK (NO ANSWER).....	264	0.48
		99 = LEGITIMATE SKIP	424	0.77

During the past 12 months, did you have any problems with your emotions, nerves, or mental health that were probably caused or made worse by your use of inhalants?

INHEMOPB¹	Len : 2	INH CAUSE PRBS WITH EMOT/NERVES PAST 12 MOS		
			Freq	Pct
		1 = Yes	53	0.10
		2 = No.....	655	1.19
		91 = NEVER USED INHALANTS.....	50561	91.48
		93 = DID NOT USE INHALANTS IN THE PAST 12 MOS	3731	6.75
		94 = DON'T KNOW.....	7	0.01
		97 = REFUSED	10	0.02
		98 = BLANK (NO ANSWER).....	251	0.45

Did you continue to use inhalants even though you thought this was causing you to have problems with your emotions, nerves, or mental health?

INHEMCTD¹	Len : 2	CONTD TO USE INHALANTS DESPITE EMOT PRBS		
			Freq	Pct
		1 = Yes	16	0.03
		2 = No.....	36	0.07
		91 = NEVER USED INHALANTS.....	50561	91.48
		93 = DID NOT USE INHALANTS IN THE PAST 12 MOS	3731	6.75
		97 = REFUSED	11	0.02
		98 = BLANK (NO ANSWER).....	258	0.47
		99 = LEGITIMATE SKIP	655	1.19

During the past 12 months, did you have any physical health problems that were probably caused or made worse by your use of inhalants?

INHPLPB¹	Len : 2	ANY PHYS PRBS CAUSED/WORSND BY INH PST 12 MOS		
			Freq	Pct
		1 = Yes	16	0.03
		2 = No.....	680	1.23
		91 = NEVER USED INHALANTS.....	50561	91.48
		93 = DID NOT USE INHALANTS IN THE PAST 12 MOS	3731	6.75
		94 = DON'T KNOW.....	5	0.01
		97 = REFUSED	8	0.01
		98 = BLANK (NO ANSWER).....	251	0.45
		99 = LEGITIMATE SKIP	16	0.03

Did you continue to use inhalants even though you thought this was causing you to have physical problems?

INHPHCTD¹	Len : 2	CONTD TO USE INHALANTS DESPITE PHYS PRBS		
			Freq	Pct
		1 = Yes	4	0.01
		2 = No.....	12	0.02
		91 = NEVER USED INHALANTS.....	50561	91.48
		93 = DID NOT USE INHALANTS IN THE PAST 12 MOS	3731	6.75
		97 = REFUSED	8	0.01
		98 = BLANK (NO ANSWER).....	256	0.46
		99 = LEGITIMATE SKIP	696	1.26

SUBSTANCE DEPENDENCE AND ABUSE

This question is about important activities such as working, going to school, taking care of children, doing fun things such as hobbies and sports, and spending time with friends and family.

During the past 12 months, did using inhalants cause you to give up or spend less time doing these types of important activities?

INHLSACT¹	Len : 2 LESS ACTIVITIES B/C OF INH USE PAST 12 MOS		
		Freq	Pct
	1 = Yes	31	0.06
	2 = No	683	1.24
	91 = NEVER USED INHALANTS	50561	91.48
	93 = DID NOT USE INHALANTS IN THE PAST 12 MOS	3731	6.75
	94 = DON'T KNOW	4	0.01
	97 = REFUSED	7	0.01
	98 = BLANK (NO ANSWER)	251	0.45

Sometimes people who use inhalants have serious problems at home, work or school - such as:

- neglecting their children
- missing work or school
- doing a poor job at work or school
- losing a job or dropping out of school

During the past 12 months, did using inhalants cause you to have serious problems like this either at home, work, or school?

INHSEPRB¹	Len : 2 INH CAUSE SERS PRBS AT HOME/WORK/SCH PST 12 MOS		
		Freq	Pct
	1 = Yes	41	0.07
	2 = No	670	1.21
	91 = NEVER USED INHALANTS	50561	91.48
	93 = DID NOT USE INHALANTS IN THE PAST 12 MOS	3731	6.75
	94 = DON'T KNOW	4	0.01
	97 = REFUSED	10	0.02
	98 = BLANK (NO ANSWER)	251	0.45

During the past 12 months, did you regularly use inhalants and then do something where using inhalants might have put you in physical danger?

INHDPANG¹	Len : 2 USING INH AND DO DANGEROUS ACTIVITIES PST 12 MOS		
		Freq	Pct
	1 = Yes	31	0.06
	2 = No	681	1.23
	91 = NEVER USED INHALANTS	50561	91.48
	93 = DID NOT USE INHALANTS IN THE PAST 12 MOS	3731	6.75
	94 = DON'T KNOW	6	0.01
	97 = REFUSED	7	0.01
	98 = BLANK (NO ANSWER)	251	0.45

During the past 12 months, did using inhalants cause you to do things that repeatedly got you in trouble with the law?

INHLOWTR¹	Len : 2 USING INH CAUSE PRBS WITH LAW PAST 12 MOS		
		Freq	Pct
	1 = Yes	12	0.02
	2 = No	700	1.27
	91 = NEVER USED INHALANTS	50561	91.48
	93 = DID NOT USE INHALANTS IN THE PAST 12 MOS	3731	6.75
	94 = DON'T KNOW	5	0.01
	97 = REFUSED	8	0.01
	98 = BLANK (NO ANSWER)	251	0.45

SUBSTANCE DEPENDENCE AND ABUSE

During the past 12 months, did you have any problems with family or friends that were probably caused by your use of inhalants?

INHFMFPB¹	Len : 2 USING INH CAUSE PRBS W/FAMILY/FRIENDS PST 12 MOS	Freq	Pct
	1 = Yes	29	0.05
	2 = No.....	686	1.24
	91 = NEVER USED INHALANTS.....	50561	91.48
	93 = DID NOT USE INHALANTS IN THE PAST 12 MOS	3731	6.75
	94 = DON'T KNOW.....	6	0.01
	97 = REFUSED	4	0.01
	98 = BLANK (NO ANSWER).....	251	0.45

Did you continue to use inhalants even though you thought this caused problems with family or friends?

INHFMCTD¹	Len : 2 CONTD TO USE INH DESPITE PRBS W/ FAM/FRNDS	Freq	Pct
	1 = Yes	14	0.03
	2 = No.....	14	0.03
	91 = NEVER USED INHALANTS.....	50561	91.48
	93 = DID NOT USE INHALANTS IN THE PAST 12 MOS	3731	6.75
	97 = REFUSED	5	0.01
	98 = BLANK (NO ANSWER).....	257	0.47
	99 = LEGITIMATE SKIP	686	1.24

Think about your use of prescription pain relievers during the past 12 months as you answer these next questions. Remember, we are only interested in your use of prescription pain relievers that were not prescribed for you or that you used only for the experience or feeling they caused.

During the past 12 months, was there a month or more when you spent a lot of your time getting or using prescription pain relievers?

ANLLOTTM¹	Len : 2 SPENT MON/MORE GETTNG/USNG PN RLVR PST 12 MOS	Freq	Pct
	1 = Yes	621	1.12
	2 = No.....	2889	5.23
	81 = NEVER USED PAIN RELIEVERS Logically assigned.....	71	0.13
	85 = BAD DATA Logically assigned	2	0.00
	91 = NEVER USED PAIN RELIEVERS.....	46327	83.82
	93 = DID NOT USE PAIN RELIEVERS IN THE PAST 12 MOS	4880	8.83
	94 = DON'T KNOW.....	11	0.02
	97 = REFUSED	3	0.01
	98 = BLANK (NO ANSWER).....	464	0.84

During the past 12 months, was there a month or more when you spent a lot of your time getting over the effects of the prescription pain relievers you used?

ANLGTQVR¹	Len : 2 MON+ SPNT GETTING OVER PN RLVR EFFECTS PST 12 MOS	Freq	Pct
	1 = Yes	84	0.15
	2 = No.....	2810	5.08
	81 = NEVER USED PAIN RELIEVERS Logically assigned.....	71	0.13
	91 = NEVER USED PAIN RELIEVERS.....	46327	83.82
	93 = DID NOT USE PAIN RELIEVERS IN THE PAST 12 MOS	4880	8.83
	94 = DON'T KNOW.....	6	0.01
	97 = REFUSED	3	0.01
	98 = BLANK (NO ANSWER).....	466	0.84
	99 = LEGITIMATE SKIP	621	1.12

SUBSTANCE DEPENDENCE AND ABUSE

During the past 12 months, did you try to set limits on how often or how much prescription pain relievers you would use?

ANLLIMIT¹	Len : 2 SET LIMITS ON PAIN RELIEVER USE PAST 12 MONTHS		
	1 = Yes	Freq	Pct
	2 = No.....	998	1.81
	81 = NEVER USED PAIN RELIEVERS Logically assigned.....	2493	4.51
	85 = BAD DATA Logically assigned.....	71	0.13
	91 = NEVER USED PAIN RELIEVERS.....	2	0.00
	93 = DID NOT USE PAIN RELIEVERS IN THE PAST 12 MOS	46327	83.82
	94 = DON'T KNOW.....	4880	8.83
	97 = REFUSED	19	0.03
	98 = BLANK (NO ANSWER).....	14	0.03
	99 = BLANK (NO ANSWER).....	464	0.84

Were you able to keep to the limits you set, or did you often use prescription pain relievers more than you intended to?

ANLKPLMT¹	Len : 2 ABLE TO KEEP LIMT/USE MORE PN RLVR PST 12 MOS		
	1 = Usually kept to the limits set.....	Freq	Pct
	2 = Often used more than intended.....	768	1.39
	81 = NEVER USED PAIN RELIEVERS Logically assigned.....	229	0.41
	85 = BAD DATA Logically assigned.....	71	0.13
	91 = NEVER USED PAIN RELIEVERS.....	2	0.00
	93 = DID NOT USE PAIN RELIEVERS IN THE PAST 12 MOS	46327	83.82
	94 = DON'T KNOW.....	4880	8.83
	97 = REFUSED	1	0.00
	98 = BLANK (NO ANSWER).....	14	0.03
	99 = LEGITIMATE SKIP	483	0.87
		2493	4.51

During the past 12 months, did you need to use more prescription pain relievers than you used to in order to get the effect you wanted?

ANLNDMOR¹	Len : 2 NEEDED MORE PN RLVR TO GET SME EFFECT PST 12 MOS		
	1 = Yes	Freq	Pct
	2 = No.....	650	1.18
	81 = NEVER USED PAIN RELIEVERS Logically assigned.....	2849	5.15
	85 = BAD DATA Logically assigned.....	71	0.13
	91 = NEVER USED PAIN RELIEVERS.....	2	0.00
	93 = DID NOT USE PAIN RELIEVERS IN THE PAST 12 MOS	46327	83.82
	94 = DON'T KNOW.....	4880	8.83
	97 = REFUSED	13	0.02
	98 = BLANK (NO ANSWER).....	12	0.02
	99 = BLANK (NO ANSWER).....	464	0.84

During the past 12 months, did you notice that using the same amount of prescription pain relievers had less effect on you than it used to?

ANLLSEFX¹	Len : 2 USING SME AMT PN RLVR HAD LESS EFFECT PST 12 MOS		
	1 = Yes	Freq	Pct
	2 = No.....	204	0.37
	81 = NEVER USED PAIN RELIEVERS Logically assigned.....	2634	4.77
	85 = BAD DATA Logically assigned.....	71	0.13
	91 = NEVER USED PAIN RELIEVERS.....	1	0.00
	93 = DID NOT USE PAIN RELIEVERS IN THE PAST 12 MOS	46327	83.82
	94 = DON'T KNOW.....	4880	8.83
	97 = REFUSED	21	0.04
	98 = BLANK (NO ANSWER).....	15	0.03
	99 = LEGITIMATE SKIP	465	0.84
		650	1.18

SUBSTANCE DEPENDENCE AND ABUSE

During the past 12 months, did you want to or try to cut down or stop using prescription pain relievers?

ANLCUTDN¹	Len : 2 WANT/TRY CUT DOWN/STOP USNG PN RLVR PST 12 MOS		
	1 = Yes	Freq	Pct
	2 = No.....	1205	2.18
	81 = NEVER USED PAIN RELIEVERS Logically assigned.....	2267	4.10
	85 = BAD DATA Logically assigned	71	0.13
	91 = NEVER USED PAIN RELIEVERS.....	2	0.00
	93 = DID NOT USE PAIN RELIEVERS IN THE PAST 12 MOS	46327	83.82
	94 = DON'T KNOW.....	4880	8.83
	97 = REFUSED	30	0.05
	98 = BLANK (NO ANSWER).....	22	0.04
	99 = BLANK (NO ANSWER).....	464	0.84

During the past 12 months, were you able to cut down or stop using prescription pain relievers every time you wanted to or tried to?

ANLCUTEV¹	Len : 2 ABLE TO CUT/STOP USNG PN RLVR EVRY TIME PST 12 MO		
	1 = Yes	Freq	Pct
	2 = No.....	1004	1.82
	81 = NEVER USED PAIN RELIEVERS Logically assigned.....	196	0.35
	85 = BAD DATA Logically assigned	71	0.13
	91 = NEVER USED PAIN RELIEVERS.....	1	0.00
	93 = DID NOT USE PAIN RELIEVERS IN THE PAST 12 MOS	46327	83.82
	94 = DON'T KNOW.....	4880	8.83
	97 = REFUSED	4	0.01
	98 = BLANK (NO ANSWER).....	23	0.04
	99 = LEGITIMATE SKIP	495	0.90
		2267	4.10

During the past 12 months, did you cut down or stop using prescription pain relievers at least one time?

ANLCUT1X¹	Len : 2 CUT DOWN/STOP USNG PN RLVR AT LEAST 1X PST 12 MOS		
	1 = Yes	Freq	Pct
	2 = No.....	793	1.43
	81 = NEVER USED PAIN RELIEVERS Logically assigned.....	1674	3.03
	85 = BAD DATA Logically assigned	71	0.13
	91 = NEVER USED PAIN RELIEVERS.....	1	0.00
	93 = DID NOT USE PAIN RELIEVERS IN THE PAST 12 MOS	46327	83.82
	94 = DON'T KNOW.....	4880	8.83
	97 = REFUSED	32	0.06
	98 = BLANK (NO ANSWER).....	21	0.04
	99 = LEGITIMATE SKIP	465	0.84
		1004	1.82

Please look at the symptoms listed below. During the past 12 months, did you have 3 or more of these symptoms after you cut back or stopped using prescription pain relievers?

- Feeling kind of blue or down
- Vomiting or feeling nauseous
- Having cramps or muscle aches
- Having teary eyes or a runny nose
- Feeling sweaty, having enlarged eye pupils, or having body hair standing up on your skin
- Having diarrhea
- Yawning
- Having a fever
- Having trouble sleeping

ANLWD3SX¹	Len : 2 HAD 3+ PN RLVR WITHDRAWAL SYMPTOMS PST 12 MOS		
	1 = Yes	Freq	Pct
	2 = No.....	623	1.13
	81 = NEVER USED PAIN RELIEVERS Logically assigned.....	1171	2.12
	85 = BAD DATA Logically assigned	71	0.13
	91 = NEVER USED PAIN RELIEVERS.....	2	0.00
	93 = DID NOT USE PAIN RELIEVERS IN THE PAST 12 MOS	46327	83.82
	94 = DON'T KNOW.....	4880	8.83
	97 = REFUSED	2	0.00
	98 = BLANK (NO ANSWER).....	22	0.04
	99 = LEGITIMATE SKIP	496	0.90
		1674	3.03

SUBSTANCE DEPENDENCE AND ABUSE

Please look at the symptoms listed below. During the past 12 months, did you have 3 or more of these symptoms at the same time that lasted for longer than a day after you cut back or stopped using prescription pain relievers?

- Feeling kind of blue or down
- Vomiting or feeling nauseous
- Having cramps or muscle aches
- Having teary eyes or a runny nose
- Feeling sweaty, having enlarged eye pupils, or having body hair standing up on your skin
- Having diarrhea
- Yawning
- Having a fever
- Having trouble sleeping

ANLWDSMT¹ Len : 2 HAD 3+ PN RLVR WDRAW SYM SAME TIME PST 12 MOS

	Freq	Pct
1 = Yes	422	0.76
2 = No.....	199	0.36
81 = NEVER USED PAIN RELIEVERS Logically assigned.....	71	0.13
85 = BAD DATA Logically assigned	2	0.00
91 = NEVER USED PAIN RELIEVERS.....	46327	83.82
93 = DID NOT USE PAIN RELIEVERS IN THE PAST 12 MOS	4880	8.83
94 = DON'T KNOW.....	1	0.00
97 = REFUSED	23	0.04
98 = BLANK (NO ANSWER).....	498	0.90
99 = LEGITIMATE SKIP	2845	5.15

During the past 12 months, did you have any problems with your emotions, nerves, or mental health that were probably caused or made worse by your use of prescription pain relievers?

ANLEMOPB¹ Len : 2 PN RLVR CAUSE PRBS W/EMOT/NERVES PST 12 MOS

	Freq	Pct
1 = Yes	463	0.84
2 = No.....	3039	5.50
81 = NEVER USED PAIN RELIEVERS Logically assigned.....	71	0.13
85 = BAD DATA Logically assigned	2	0.00
91 = NEVER USED PAIN RELIEVERS.....	46327	83.82
93 = DID NOT USE PAIN RELIEVERS IN THE PAST 12 MOS	4880	8.83
94 = DON'T KNOW.....	15	0.03
97 = REFUSED	7	0.01
98 = BLANK (NO ANSWER).....	464	0.84

Did you continue to use prescription pain relievers even though you thought this was causing you to have problems with your emotions, nerves, or mental health?

ANLEMCTD¹ Len : 2 CONTD TO USE PN RLVR DESPITE EMOT PRBS

	Freq	Pct
1 = Yes	300	0.54
2 = No.....	162	0.29
81 = NEVER USED PAIN RELIEVERS Logically assigned.....	71	0.13
91 = NEVER USED PAIN RELIEVERS.....	46327	83.82
93 = DID NOT USE PAIN RELIEVERS IN THE PAST 12 MOS	4880	8.83
94 = DON'T KNOW.....	1	0.00
97 = REFUSED	7	0.01
98 = BLANK (NO ANSWER).....	481	0.87
99 = LEGITIMATE SKIP	3039	5.50

SUBSTANCE DEPENDENCE AND ABUSE

During the past 12 months, did you have any physical health problems that were probably caused or made worse by your use of prescription pain relievers?

ANLPHLPB¹ Len : 2 ANY PHYS PRBS CAUSD/WORSND BY PN RLVR PST 12 MOS

	Freq	Pct
1 = Yes	75	0.14
2 = No.....	3126	5.66
81 = NEVER USED PAIN RELIEVERS Logically assigned.....	71	0.13
85 = BAD DATA Logically assigned.....	2	0.00
91 = NEVER USED PAIN RELIEVERS.....	46327	83.82
93 = DID NOT USE PAIN RELIEVERS IN THE PAST 12 MOS	4880	8.83
94 = DON'T KNOW.....	15	0.03
97 = REFUSED	8	0.01
98 = BLANK (NO ANSWER).....	464	0.84
99 = LEGITIMATE SKIP	300	0.54

Did you continue to use prescription pain relievers even though you thought this was causing you to have physical problems?

ANLPHCTD¹ Len : 2 CONTD TO USE PN RLVR DESPITE PHYS PRBS

	Freq	Pct
1 = Yes	31	0.06
2 = No.....	44	0.08
81 = NEVER USED PAIN RELIEVERS Logically assigned.....	71	0.13
91 = NEVER USED PAIN RELIEVERS.....	46327	83.82
93 = DID NOT USE PAIN RELIEVERS IN THE PAST 12 MOS	4880	8.83
97 = REFUSED	8	0.01
98 = BLANK (NO ANSWER).....	481	0.87
99 = LEGITIMATE SKIP	3426	6.20

This question is about important activities such as working, going to school, taking care of children, doing fun things such as hobbies and sports, and spending time with friends and family.

During the past 12 months, did using prescription pain relievers cause you to give up or spend less time doing these types of important activities?

ANLLSACT¹ Len : 2 LESS ACTIVITIES B/C OF PN RLVR USE PAST 12 MOS

	Freq	Pct
1 = Yes	314	0.57
2 = No.....	3185	5.76
81 = NEVER USED PAIN RELIEVERS Logically assigned.....	71	0.13
85 = BAD DATA Logically assigned.....	2	0.00
91 = NEVER USED PAIN RELIEVERS.....	46327	83.82
93 = DID NOT USE PAIN RELIEVERS IN THE PAST 12 MOS	4880	8.83
94 = DON'T KNOW.....	15	0.03
97 = REFUSED	10	0.02
98 = BLANK (NO ANSWER).....	464	0.84

Sometimes people who use prescription pain relievers have serious problems at home, work or school - such as:

- neglecting their children
- missing work or school
- doing a poor job at work or school
- losing a job or dropping out of school

During the past 12 months, did using prescription pain relievers cause you to have serious problems like this either at home, work, or school?

ANLSERP¹ Len : 2 PN RLVR CAUSE SER PRB AT HOM/WRK/SCH PST 12 MOS

	Freq	Pct
1 = Yes	280	0.51
2 = No.....	3226	5.84
81 = NEVER USED PAIN RELIEVERS Logically assigned.....	71	0.13
85 = BAD DATA Logically assigned.....	2	0.00
91 = NEVER USED PAIN RELIEVERS.....	46327	83.82
93 = DID NOT USE PAIN RELIEVERS IN THE PAST 12 MOS	4880	8.83
94 = DON'T KNOW.....	10	0.02
97 = REFUSED	8	0.01
98 = BLANK (NO ANSWER).....	464	0.84

SUBSTANCE DEPENDENCE AND ABUSE

During the past 12 months, did you regularly use prescription pain relievers and then do something where using prescription pain relievers might have put you in physical danger?

ANLPDANG¹ Len : 2 USING PN RLVR & DO DANGEROUS ACTIVS PST 12 MOS

	Freq	Pct
1 = Yes	248	0.45
2 = No.....	3257	5.89
81 = NEVER USED PAIN RELIEVERS Logically assigned.....	71	0.13
85 = BAD DATA Logically assigned.....	2	0.00
91 = NEVER USED PAIN RELIEVERS.....	46327	83.82
93 = DID NOT USE PAIN RELIEVERS IN THE PAST 12 MOS	4880	8.83
94 = DON'T KNOW.....	13	0.02
97 = REFUSED	6	0.01
98 = BLANK (NO ANSWER).....	464	0.84

During the past 12 months, did using prescription pain relievers cause you to do things that repeatedly got you in trouble with the law?

ANLLAWTR¹ Len : 2 USING PN RLVR CAUSE PRBS WITH LAW PAST 12 MOS

	Freq	Pct
1 = Yes	86	0.16
2 = No.....	3422	6.19
81 = NEVER USED PAIN RELIEVERS Logically assigned.....	71	0.13
85 = BAD DATA Logically assigned.....	2	0.00
91 = NEVER USED PAIN RELIEVERS.....	46327	83.82
93 = DID NOT USE PAIN RELIEVERS IN THE PAST 12 MOS	4880	8.83
94 = DON'T KNOW.....	11	0.02
97 = REFUSED	5	0.01
98 = BLANK (NO ANSWER).....	464	0.84

During the past 12 months, did you have any problems with family or friends that were probably caused by your use of prescription pain relievers?

ANLFMFPB¹ Len : 2 USING PN RLVR CAUSE PRBS W/FAM/FRNDS PST 12 MOS

	Freq	Pct
1 = Yes	323	0.58
2 = No.....	3188	5.77
81 = NEVER USED PAIN RELIEVERS Logically assigned.....	71	0.13
85 = BAD DATA Logically assigned.....	2	0.00
91 = NEVER USED PAIN RELIEVERS.....	46327	83.82
93 = DID NOT USE PAIN RELIEVERS IN THE PAST 12 MOS	4880	8.83
94 = DON'T KNOW.....	10	0.02
97 = REFUSED	3	0.01
98 = BLANK (NO ANSWER).....	464	0.84

Did you continue to use prescription pain relievers even though you thought this caused problems with family or friends?

ANLFMCTD¹ Len : 2 CONTD TO USE PN RLVR DESPITE PRBS W/FAM/FRNDS

	Freq	Pct
1 = Yes	219	0.40
2 = No.....	104	0.19
81 = NEVER USED PAIN RELIEVERS Logically assigned.....	71	0.13
91 = NEVER USED PAIN RELIEVERS.....	46327	83.82
93 = DID NOT USE PAIN RELIEVERS IN THE PAST 12 MOS	4880	8.83
97 = REFUSED	3	0.01
98 = BLANK (NO ANSWER).....	476	0.86
99 = LEGITIMATE SKIP	3188	5.77

SUBSTANCE DEPENDENCE AND ABUSE

Think about your use of prescription tranquilizers during the past 12 months as you answer these next questions. Remember, we are only interested in your use of prescription tranquilizers that were not prescribed for you or that you used only for the experience or feeling they caused.

During the past 12 months, was there a month or more when you spent a lot of your time getting or using prescription tranquilizers?

TRNL0TTM¹	Len : 2 SPENT MONTH/MORE GETTING/USING TRN PAST 12 MOS		
		Freq	Pct
	1 = Yes	114	0.21
	2 = No.....	1424	2.58
	81 = NEVER USED TRANQUILIZERS Logically assigned.....	2	0.00
	85 = BAD DATA Logically assigned.....	1	0.00
	91 = NEVER USED TRANQUILIZERS	50400	91.19
	93 = DID NOT USE TRANQUILIZERS IN THE PAST 12 MOS	3127	5.66
	94 = DON'T KNOW.....	4	0.01
	97 = REFUSED	5	0.01
	98 = BLANK (NO ANSWER).....	191	0.35

During the past 12 months, was there a month or more when you spent a lot of your time getting over the effects of the prescription tranquilizers you used?

TRNGTOVR¹	Len : 2 MONTH+ SPENT GETTING OVER TRN EFFECTS PST 12 MOS		
		Freq	Pct
	1 = Yes	24	0.04
	2 = No.....	1400	2.53
	81 = NEVER USED TRANQUILIZERS Logically assigned.....	2	0.00
	85 = BAD DATA Logically assigned.....	1	0.00
	91 = NEVER USED TRANQUILIZERS	50400	91.19
	93 = DID NOT USE TRANQUILIZERS IN THE PAST 12 MOS	3127	5.66
	94 = DON'T KNOW.....	4	0.01
	97 = REFUSED	5	0.01
	98 = BLANK (NO ANSWER).....	191	0.35
	99 = LEGITIMATE SKIP	114	0.21

During the past 12 months, did you try to set limits on how often or how much prescription tranquilizers you would use?

TRNLIMIT¹	Len : 2 SET LIMITS ON TRANQUILIZER USE PAST 12 MONTHS		
		Freq	Pct
	1 = Yes	286	0.52
	2 = No.....	1250	2.26
	81 = NEVER USED TRANQUILIZERS Logically assigned.....	2	0.00
	85 = BAD DATA Logically assigned.....	1	0.00
	91 = NEVER USED TRANQUILIZERS	50400	91.19
	93 = DID NOT USE TRANQUILIZERS IN THE PAST 12 MOS	3127	5.66
	94 = DON'T KNOW.....	4	0.01
	97 = REFUSED	7	0.01
	98 = BLANK (NO ANSWER).....	191	0.35

Were you able to keep to the limits you set, or did you often use prescription tranquilizers more than you intended to?

TRNKPLMT¹	Len : 2 ABLE TO KEEP LIMITS OR USE MORE TRN PAST 12 MOS		
		Freq	Pct
	1 = Usually kept to the limits set.....	259	0.47
	2 = Often used more than intended.....	27	0.05
	81 = NEVER USED TRANQUILIZERS Logically assigned.....	2	0.00
	91 = NEVER USED TRANQUILIZERS	50400	91.19
	93 = DID NOT USE TRANQUILIZERS IN THE PAST 12 MOS	3127	5.66
	97 = REFUSED	7	0.01
	98 = BLANK (NO ANSWER).....	196	0.35
	99 = LEGITIMATE SKIP	1250	2.26

SUBSTANCE DEPENDENCE AND ABUSE

During the past 12 months, did you need to use more prescription tranquilizers than you used to in order to get the effect you wanted?

TRNNDMOR¹	Len : 2 NEEDED MORE TRN TO GET SAME EFFECT PST 12 MOS	Freq	Pct
	1 = Yes	133	0.24
	2 = No.....	1401	2.53
	81 = NEVER USED TRANQUILIZERS Logically assigned.....	2	0.00
	85 = BAD DATA Logically assigned	1	0.00
	91 = NEVER USED TRANQUILIZERS	50400	91.19
	93 = DID NOT USE TRANQUILIZERS IN THE PAST 12 MOS	3127	5.66
	94 = DON'T KNOW.....	4	0.01
	97 = REFUSED	9	0.02
	98 = BLANK (NO ANSWER).....	191	0.35

During the past 12 months, did you notice that using the same amount of prescription tranquilizers had less effect on you than it used to?

TRNLSEFX¹	Len : 2 USING SAME AMT TRN HAD LESS EFFECT PAST 12 MOS	Freq	Pct
	1 = Yes	56	0.10
	2 = No.....	1342	2.43
	81 = NEVER USED TRANQUILIZERS Logically assigned.....	2	0.00
	85 = BAD DATA Logically assigned	1	0.00
	91 = NEVER USED TRANQUILIZERS	50400	91.19
	93 = DID NOT USE TRANQUILIZERS IN THE PAST 12 MOS	3127	5.66
	94 = DON'T KNOW.....	8	0.01
	97 = REFUSED	8	0.01
	98 = BLANK (NO ANSWER).....	191	0.35
	99 = LEGITIMATE SKIP	133	0.24

During the past 12 months, did you want to or try to cut down or stop using prescription tranquilizers?

TRNCUTDN¹	Len : 2 WANT/TRY TO CUT DOWN/STOP USING TRN PAST 12 MOS	Freq	Pct
	1 = Yes	408	0.74
	2 = No.....	1118	2.02
	81 = NEVER USED TRANQUILIZERS Logically assigned.....	2	0.00
	85 = BAD DATA Logically assigned	1	0.00
	91 = NEVER USED TRANQUILIZERS	50400	91.19
	93 = DID NOT USE TRANQUILIZERS IN THE PAST 12 MOS	3127	5.66
	94 = DON'T KNOW.....	12	0.02
	97 = REFUSED	9	0.02
	98 = BLANK (NO ANSWER).....	191	0.35

During the past 12 months, were you able to cut down or stop using prescription tranquilizers every time you wanted to or tried to?

TRNCUTEV¹	Len : 2 ABLE TO CUT/STOP USING TRN EVERY TIME PAST 12 MOS	Freq	Pct
	1 = Yes	375	0.68
	2 = No.....	32	0.06
	81 = NEVER USED TRANQUILIZERS Logically assigned.....	2	0.00
	91 = NEVER USED TRANQUILIZERS	50400	91.19
	93 = DID NOT USE TRANQUILIZERS IN THE PAST 12 MOS	3127	5.66
	94 = DON'T KNOW.....	1	0.00
	97 = REFUSED	9	0.02
	98 = BLANK (NO ANSWER).....	204	0.37
	99 = LEGITIMATE SKIP	1118	2.02

SUBSTANCE DEPENDENCE AND ABUSE

During the past 12 months, did you have any problems with your emotions, nerves, or mental health that were probably caused or made worse by your use of prescription tranquilizers?

TRNEMOPB¹ Len : 2 TRN CAUSE PRBS WITH EMOT/NERVES PAST 12 MOS

	Freq	Pct
1 = Yes	110	0.20
2 = No.....	1421	2.57
81 = NEVER USED TRANQUILIZERS Logically assigned.....	2	0.00
85 = BAD DATA Logically assigned.....	1	0.00
91 = NEVER USED TRANQUILIZERS	50400	91.19
93 = DID NOT USE TRANQUILIZERS IN THE PAST 12 MOS	3127	5.66
94 = DON'T KNOW.....	11	0.02
97 = REFUSED	5	0.01
98 = BLANK (NO ANSWER).....	191	0.35

Did you continue to use prescription tranquilizers even though you thought this was causing you to have problems with your emotions, nerves, or mental health?

TRNEMCTD¹ Len : 2 CONTD TO USE TRN DESPITE EMOT PRBS

	Freq	Pct
1 = Yes	64	0.12
2 = No.....	46	0.08
81 = NEVER USED TRANQUILIZERS Logically assigned.....	2	0.00
91 = NEVER USED TRANQUILIZERS	50400	91.19
93 = DID NOT USE TRANQUILIZERS IN THE PAST 12 MOS	3127	5.66
97 = REFUSED	5	0.01
98 = BLANK (NO ANSWER).....	203	0.37
99 = LEGITIMATE SKIP	1421	2.57

During the past 12 months, did you have any physical health problems that were probably caused or made worse by your use of prescription tranquilizers?

TRNPHLPB¹ Len : 2 ANY PHYS PRBS CAUSED/WORSND BY TRN PST 12 MOS

	Freq	Pct
1 = Yes	19	0.03
2 = No.....	1449	2.62
81 = NEVER USED TRANQUILIZERS Logically assigned.....	2	0.00
85 = BAD DATA Logically assigned.....	1	0.00
91 = NEVER USED TRANQUILIZERS	50400	91.19
93 = DID NOT USE TRANQUILIZERS IN THE PAST 12 MOS	3127	5.66
94 = DON'T KNOW.....	10	0.02
97 = REFUSED	5	0.01
98 = BLANK (NO ANSWER).....	191	0.35
99 = LEGITIMATE SKIP	64	0.12

Did you continue to use prescription tranquilizers even though you thought this was causing you to have physical problems?

TRNPHCTD¹ Len : 2 CONTD TO USE TRN DESPITE PHYS PRBS

	Freq	Pct
1 = Yes	7	0.01
2 = No.....	12	0.02
81 = NEVER USED TRANQUILIZERS Logically assigned.....	2	0.00
91 = NEVER USED TRANQUILIZERS	50400	91.19
93 = DID NOT USE TRANQUILIZERS IN THE PAST 12 MOS	3127	5.66
97 = REFUSED	5	0.01
98 = BLANK (NO ANSWER).....	202	0.37
99 = LEGITIMATE SKIP	1513	2.74

SUBSTANCE DEPENDENCE AND ABUSE

This question is about important activities such as working, going to school, taking care of children, doing fun things such as hobbies and sports, and spending time with friends and family.

During the past 12 months, did using prescription tranquilizers cause you to give up or spend less time doing these types of important activities?

TRNLSACT¹	Len : 2	LESS ACTIVITIES B/C OF TRN USE PAST 12 MOS		
			Freq	Pct
		1 = Yes	74	0.13
		2 = No.....	1456	2.63
		81 = NEVER USED TRANQUILIZERS Logically assigned.....	2	0.00
		85 = BAD DATA Logically assigned	1	0.00
		91 = NEVER USED TRANQUILIZERS	50400	91.19
		93 = DID NOT USE TRANQUILIZERS IN THE PAST 12 MOS	3127	5.66
		94 = DON'T KNOW.....	12	0.02
		97 = REFUSED	5	0.01
		98 = BLANK (NO ANSWER).....	191	0.35

Sometimes people who use prescription tranquilizers have serious problems at home, work or school - such as:

- neglecting their children
- missing work or school
- doing a poor job at work or school
- losing a job or dropping out of school

During the past 12 months, did using prescription tranquilizers cause you to have serious problems like this either at home, work, or school?

TRNSERP^B	Len : 2	TRN CAUSE SERS PRBS AT HOME/WORK/SCH PST 12 MOS		
			Freq	Pct
		1 = Yes	75	0.14
		2 = No.....	1454	2.63
		81 = NEVER USED TRANQUILIZERS Logically assigned.....	2	0.00
		85 = BAD DATA Logically assigned	1	0.00
		91 = NEVER USED TRANQUILIZERS	50400	91.19
		93 = DID NOT USE TRANQUILIZERS IN THE PAST 12 MOS	3127	5.66
		94 = DON'T KNOW.....	11	0.02
		97 = REFUSED	7	0.01
		98 = BLANK (NO ANSWER).....	191	0.35

During the past 12 months, did you regularly use prescription tranquilizers and then do something where using prescription tranquilizers might have put you in physical danger?

TRNPDANG¹	Len : 2	USING TRN AND DO DANGEROUS ACTIVITIES PST 12 MOS		
			Freq	Pct
		1 = Yes	86	0.16
		2 = No.....	1446	2.62
		81 = NEVER USED TRANQUILIZERS Logically assigned.....	2	0.00
		85 = BAD DATA Logically assigned	1	0.00
		91 = NEVER USED TRANQUILIZERS	50400	91.19
		93 = DID NOT USE TRANQUILIZERS IN THE PAST 12 MOS	3127	5.66
		94 = DON'T KNOW.....	9	0.02
		97 = REFUSED	6	0.01
		98 = BLANK (NO ANSWER).....	191	0.35

During the past 12 months, did using prescription tranquilizers cause you to do things that repeatedly got you in trouble with the law?

TRNLAWTR¹	Len : 2	USING TRN CAUSE PRBS WITH LAW PAST 12 MOS		
			Freq	Pct
		1 = Yes	36	0.07
		2 = No.....	1497	2.71
		81 = NEVER USED TRANQUILIZERS Logically assigned.....	2	0.00
		85 = BAD DATA Logically assigned	1	0.00
		91 = NEVER USED TRANQUILIZERS	50400	91.19
		93 = DID NOT USE TRANQUILIZERS IN THE PAST 12 MOS	3127	5.66
		94 = DON'T KNOW.....	8	0.01
		97 = REFUSED	6	0.01
		98 = BLANK (NO ANSWER).....	191	0.35

SUBSTANCE DEPENDENCE AND ABUSE

During the past 12 months, did you have any problems with family or friends that were probably caused by your use of prescription tranquilizers?

TRNFMFPB¹ Len : 2 USING TRN CAUSE PRBS W/FAMILY/FRIENDS PST 12 MOS

	Freq	Pct
1 = Yes	86	0.16
2 = No.....	1447	2.62
81 = NEVER USED TRANQUILIZERS Logically assigned.....	2	0.00
85 = BAD DATA Logically assigned.....	1	0.00
91 = NEVER USED TRANQUILIZERS	50400	91.19
93 = DID NOT USE TRANQUILIZERS IN THE PAST 12 MOS	3127	5.66
94 = DON'T KNOW.....	9	0.02
97 = REFUSED	5	0.01
98 = BLANK (NO ANSWER).....	191	0.35

Did you continue to use prescription tranquilizers even though you thought this caused problems with family or friends?

TRNFMCTD¹ Len : 2 CONTD TO USE TRN DESPITE PRBS W/ FAM/FRNDS

	Freq	Pct
1 = Yes	52	0.09
2 = No.....	34	0.06
81 = NEVER USED TRANQUILIZERS Logically assigned.....	2	0.00
91 = NEVER USED TRANQUILIZERS	50400	91.19
93 = DID NOT USE TRANQUILIZERS IN THE PAST 12 MOS	3127	5.66
97 = REFUSED	5	0.01
98 = BLANK (NO ANSWER).....	201	0.36
99 = LEGITIMATE SKIP	1447	2.62

NOTE: STMDAFLG is a flag variable that indicates differences in how the stimulant variables in the SUBSTANCE DEPENDENCE AND ABUSE MODULE would have been edited based on logic in earlier years and how these stimulant variables were edited this year. In 2004, past year users were routed into the corresponding questions if they reported past year nonmedical use of prescription stimulants or methamphetamine in the core stimulants module or if they reported in the SPECIAL DRUGS module that they used methamphetamine or other stimulants with a needle (from MTNDLREC and OSTLNREC, respectively). Beginning in 2005 (and continuing this year), past year methamphetamine users from the SPECIAL DRUGS variables MTHAREC and MTANDLRC also were asked about stimulant dependence or abuse. STMDAFLG is coded as 1 through 6 if the inclusion of MTHAREC and MTANDLRC changed the outcome for editing of the stimulant dependence or abuse variables. This year, respondents who reported past year nonmedical use of Adderall (from ADDEREC) were eligible to be asked these questions as well. STMDAFLG is coded as 11 through 16 if the inclusion of ADDEREC changed the outcome for editing of these variables.

STMDAFLG¹ Len : 2 EDITING FLAG FOR STIM DEPENDENCE & ABUSE VARS

	Freq	Pct
1 = Never used based on 04/Now: Not past yr user	427	0.77
3 = Never used based on 04/Now: Blank	41	0.07
4 = Blank based on 04/Now: Past yr user	3	0.01
5 = Not past yr user based on 04/Now: Past yr user	14	0.03
6 = Never used based on 04/Now: Past yr user	75	0.14
11 = Never used based on 07/Now: Not past yr user	929	1.68
13 = Never used based on 07/Now: Blank	35	0.06
14 = Blank based on 07/Now: Past yr user	2	0.00
15 = Not past yr user based on 07/Now: Past yr user	134	0.24
16 = Never used based on 07/Now: Past yr user	617	1.12
98 = BLANK (NO DIFF BETWEEN 04 VARIABLES & NOW).....	52991	95.88

SUBSTANCE DEPENDENCE AND ABUSE

NOTE: The logic for asking the stimulant dependence and abuse questions was updated in 2003 to administer these questions to lifetime stimulant users who reported past year use of methamphetamine with a needle but had not already reported past year stimulant use anywhere else in the interview.

Think about your use of prescription stimulants during the past 12 months as you answer these next questions. Remember, we are only interested in your use of prescription stimulants that were not prescribed for you or that you used only for the experience or feeling they caused.

During the past 12 months, was there a month or more when you spent a lot of your time getting or using prescription stimulants?

STMLOTTM¹ Len : 2 SPENT MONTH/MORE GETTING/USING STM PAST 12 MOS

	Freq	Pct
1 = Yes	187	0.34
2 = No.....	1673	3.03
81 = NEVER USED STIMULANTS Logically assigned	8	0.01
85 = BAD DATA Logically assigned.....	1	0.00
91 = NEVER USED STIMULANTS	49382	89.35
93 = DID NOT USE STIMULANTS IN THE PAST 12 MOS.....	3755	6.79
94 = DON'T KNOW.....	8	0.01
97 = REFUSED	4	0.01
98 = BLANK (NO ANSWER).....	250	0.45

During the past 12 months, was there a month or more when you spent a lot of your time getting over the effects of the prescription stimulants you used?

STMGTQVR¹ Len : 2 MONTH+ SPENT GETTING OVER STM EFFECTS PST 12 MOS

	Freq	Pct
1 = Yes	33	0.06
2 = No.....	1641	2.97
81 = NEVER USED STIMULANTS Logically assigned	8	0.01
91 = NEVER USED STIMULANTS	49382	89.35
93 = DID NOT USE STIMULANTS IN THE PAST 12 MOS.....	3755	6.79
94 = DON'T KNOW.....	7	0.01
97 = REFUSED	4	0.01
98 = BLANK (NO ANSWER).....	251	0.45
99 = LEGITIMATE SKIP	187	0.34

During the past 12 months, did you try to set limits on how often or how much prescription stimulants you would use?

STMLIMIT¹ Len : 2 SET LIMITS ON STIMULANT USE PAST 12 MONTHS

	Freq	Pct
1 = Yes	359	0.65
2 = No.....	1495	2.71
81 = NEVER USED STIMULANTS Logically assigned	8	0.01
85 = BAD DATA Logically assigned.....	1	0.00
91 = NEVER USED STIMULANTS	49382	89.35
93 = DID NOT USE STIMULANTS IN THE PAST 12 MOS.....	3755	6.79
94 = DON'T KNOW.....	13	0.02
97 = REFUSED	5	0.01
98 = BLANK (NO ANSWER).....	250	0.45

Were you able to keep to the limits you set, or did you often use prescription stimulants more than you intended to?

STMKPLMT¹ Len : 2 ABLE TO KEEP LIMITS OR USE MORE STM PAST 12 MOS

	Freq	Pct
1 = Usually kept to the limits set.....	307	0.56
2 = Often used more than intended.....	52	0.09
81 = NEVER USED STIMULANTS Logically assigned	8	0.01
85 = BAD DATA Logically assigned.....	1	0.00
91 = NEVER USED STIMULANTS	49382	89.35
93 = DID NOT USE STIMULANTS IN THE PAST 12 MOS.....	3755	6.79
97 = REFUSED	5	0.01
98 = BLANK (NO ANSWER).....	263	0.48
99 = LEGITIMATE SKIP	1495	2.71

SUBSTANCE DEPENDENCE AND ABUSE

During the past 12 months, did you need to use more prescription stimulants than you used to in order to get the effect you wanted?

STMNDMOR¹	Len : 2	NEEDED MORE STM TO GET SAME EFFECT PST 12 MOS		
			Freq	Pct
		1 = Yes	197	0.36
		2 = No.....	1655	2.99
		81 = NEVER USED STIMULANTS Logically assigned	8	0.01
		85 = BAD DATA Logically assigned	1	0.00
		91 = NEVER USED STIMULANTS	49382	89.35
		93 = DID NOT USE STIMULANTS IN THE PAST 12 MOS.....	3755	6.79
		94 = DON'T KNOW.....	14	0.03
		97 = REFUSED	6	0.01
		98 = BLANK (NO ANSWER).....	250	0.45

During the past 12 months, did you notice that using the same amount of prescription stimulants had less effect on you than it used to?

STMLSEFX¹	Len : 2	USING SAME AMT STM HAD LESS EFFECT PAST 12 MOS		
			Freq	Pct
		1 = Yes	78	0.14
		2 = No.....	1573	2.85
		81 = NEVER USED STIMULANTS Logically assigned	8	0.01
		91 = NEVER USED STIMULANTS	49382	89.35
		93 = DID NOT USE STIMULANTS IN THE PAST 12 MOS.....	3755	6.79
		94 = DON'T KNOW.....	15	0.03
		97 = REFUSED	9	0.02
		98 = BLANK (NO ANSWER).....	251	0.45
		99 = LEGITIMATE SKIP	197	0.36

During the past 12 months, did you want to or try to cut down or stop using prescription stimulants?

STM CUTDN¹	Len : 2	WANT/TRY TO CUT DOWN/STOP USING STM PAST 12 MOS		
			Freq	Pct
		1 = Yes	469	0.85
		2 = No.....	1376	2.49
		81 = NEVER USED STIMULANTS Logically assigned	8	0.01
		85 = BAD DATA Logically assigned	1	0.00
		91 = NEVER USED STIMULANTS	49382	89.35
		93 = DID NOT USE STIMULANTS IN THE PAST 12 MOS.....	3755	6.79
		94 = DON'T KNOW.....	14	0.03
		97 = REFUSED	13	0.02
		98 = BLANK (NO ANSWER).....	250	0.45

During the past 12 months, were you able to cut down or stop using prescription stimulants every time you wanted to or tried to?

STM CUTEV¹	Len : 2	ABLE TO CUT/STOP USING STM EVERY TIME PAST 12 MOS		
			Freq	Pct
		1 = Yes	417	0.75
		2 = No.....	50	0.09
		81 = NEVER USED STIMULANTS Logically assigned	8	0.01
		85 = BAD DATA Logically assigned	1	0.00
		91 = NEVER USED STIMULANTS	49382	89.35
		93 = DID NOT USE STIMULANTS IN THE PAST 12 MOS.....	3755	6.79
		94 = DON'T KNOW.....	1	0.00
		97 = REFUSED	14	0.03
		98 = BLANK (NO ANSWER).....	264	0.48
		99 = LEGITIMATE SKIP	1376	2.49

SUBSTANCE DEPENDENCE AND ABUSE

During the past 12 months, did you cut down or stop using prescription stimulants at least one time?

STM CUT1X¹	Len : 2	CUT DOWN OR STOP USING STM AT LEAST 1X PST 12 MOS		
			Freq	Pct
		1 = Yes	312	0.56
		2 = No.....	1113	2.01
		81 = NEVER USED STIMULANTS Logically assigned	8	0.01
		91 = NEVER USED STIMULANTS	49382	89.35
		93 = DID NOT USE STIMULANTS IN THE PAST 12 MOS.....	3755	6.79
		94 = DON'T KNOW.....	17	0.03
		97 = REFUSED	13	0.02
		98 = BLANK (NO ANSWER).....	251	0.45
		99 = LEGITIMATE SKIP	417	0.75

During the past 12 months, have you felt kind of blue or down when you cut down or stopped using prescription stimulants?

STM FLBLU¹	Len : 2	WHEN CUT DOWN ON STM, FELT BLUE PAST 12 MONTHS		
			Freq	Pct
		1 = Yes	171	0.31
		2 = No.....	557	1.01
		81 = NEVER USED STIMULANTS Logically assigned	8	0.01
		85 = BAD DATA Logically assigned.....	1	0.00
		91 = NEVER USED STIMULANTS	49382	89.35
		93 = DID NOT USE STIMULANTS IN THE PAST 12 MOS.....	3755	6.79
		97 = REFUSED	14	0.03
		98 = BLANK (NO ANSWER).....	267	0.48
		99 = LEGITIMATE SKIP	1113	2.01

Please look at the symptoms listed below. During the past 12 months, did you have 2 or more of these symptoms after you cut back or stopped using prescription stimulants?

- Feeling tired or exhausted
- Having bad dreams
- Having trouble sleeping or sleeping more than you normally do
- Feeling hungry more often
- Feeling either very slowed down or like you couldn't sit still

STM WD2SX¹	Len : 2	HAD 2+ STM WITHDRAWAL SYMPTOMS PST 12 MOS		
			Freq	Pct
		1 = Yes	147	0.27
		2 = No.....	24	0.04
		81 = NEVER USED STIMULANTS Logically assigned	8	0.01
		85 = BAD DATA Logically assigned.....	1	0.00
		91 = NEVER USED STIMULANTS	49382	89.35
		93 = DID NOT USE STIMULANTS IN THE PAST 12 MOS.....	3755	6.79
		97 = REFUSED	14	0.03
		98 = BLANK (NO ANSWER).....	267	0.48
		99 = LEGITIMATE SKIP	1670	3.02

Please look at the symptoms listed below. During the past 12 months, did you have 2 or more of these symptoms at the same time that lasted for longer than a day after you cut back or stopped using prescription stimulants?

- Feeling tired or exhausted
- Having bad dreams
- Having trouble sleeping or sleeping more than you normally do
- Feeling hungry more often
- Feeling either very slowed down or like you couldn't sit still

STM WD SMT¹	Len : 2	HAD 2+ STM WDRAW SYM AT SAME TIME PAST 12 MOS		
			Freq	Pct
		1 = Yes	131	0.24
		2 = No.....	16	0.03
		81 = NEVER USED STIMULANTS Logically assigned	8	0.01
		85 = BAD DATA Logically assigned.....	1	0.00
		91 = NEVER USED STIMULANTS	49382	89.35
		93 = DID NOT USE STIMULANTS IN THE PAST 12 MOS.....	3755	6.79
		97 = REFUSED	14	0.03
		98 = BLANK (NO ANSWER).....	267	0.48
		99 = LEGITIMATE SKIP	1694	3.07

SUBSTANCE DEPENDENCE AND ABUSE

During the past 12 months, did you have any problems with your emotions, nerves, or mental health that were probably caused or made worse by your use of prescription stimulants?

STMEMOPB¹ Len : 2 STM CAUSE PRBS WITH EMOT/NERVES PAST 12 MOS

	Freq	Pct
1 = Yes	189	0.34
2 = No.....	1664	3.01
81 = NEVER USED STIMULANTS Logically assigned	8	0.01
85 = BAD DATA Logically assigned	1	0.00
91 = NEVER USED STIMULANTS	49382	89.35
93 = DID NOT USE STIMULANTS IN THE PAST 12 MOS.....	3755	6.79
94 = DON'T KNOW.....	11	0.02
97 = REFUSED	8	0.01
98 = BLANK (NO ANSWER).....	250	0.45

Did you continue to use prescription stimulants even though you thought this was causing you to have problems with your emotions, nerves, or mental health?

STMEMCTD¹ Len : 2 CONTD TO USE STM DESPITE EMOT PRBS

	Freq	Pct
1 = Yes	114	0.21
2 = No.....	75	0.14
81 = NEVER USED STIMULANTS Logically assigned	8	0.01
85 = BAD DATA Logically assigned	1	0.00
91 = NEVER USED STIMULANTS	49382	89.35
93 = DID NOT USE STIMULANTS IN THE PAST 12 MOS.....	3755	6.79
97 = REFUSED	8	0.01
98 = BLANK (NO ANSWER).....	261	0.47
99 = LEGITIMATE SKIP	1664	3.01

During the past 12 months, did you have any physical health problems that were probably caused or made worse by your use of prescription stimulants?

STMPHLPB¹ Len : 2 ANY PHYS PRBS CAUSED/WORSND BY STM PST 12 MOS

	Freq	Pct
1 = Yes	31	0.06
2 = No.....	1710	3.09
81 = NEVER USED STIMULANTS Logically assigned	8	0.01
91 = NEVER USED STIMULANTS	49382	89.35
93 = DID NOT USE STIMULANTS IN THE PAST 12 MOS.....	3755	6.79
94 = DON'T KNOW.....	9	0.02
97 = REFUSED	8	0.01
98 = BLANK (NO ANSWER).....	251	0.45
99 = LEGITIMATE SKIP	114	0.21

Did you continue to use prescription stimulants even though this was causing you to have physical problems?

STMPHCTD¹ Len : 2 CONTD TO USE STM DESPITE PHYS PRBS

	Freq	Pct
1 = Yes	8	0.01
2 = No.....	23	0.04
81 = NEVER USED STIMULANTS Logically assigned	8	0.01
91 = NEVER USED STIMULANTS	49382	89.35
93 = DID NOT USE STIMULANTS IN THE PAST 12 MOS.....	3755	6.79
97 = REFUSED	8	0.01
98 = BLANK (NO ANSWER).....	260	0.47
99 = LEGITIMATE SKIP	1824	3.30

SUBSTANCE DEPENDENCE AND ABUSE

This question is about important activities such as working, going to school, taking care of children, doing fun things such as hobbies and sports, and spending time with friends and family.

During the past 12 months, did using prescription stimulants cause you to give up or spend less time doing these types of important activities?

STMLSACT¹ Len : 2 LESS ACTIVITIES B/C OF STM USE PAST 12 MOS

	Freq	Pct
1 = Yes	107	0.19
2 = No.....	1747	3.16
81 = NEVER USED STIMULANTS Logically assigned	8	0.01
85 = BAD DATA Logically assigned	1	0.00
91 = NEVER USED STIMULANTS	49382	89.35
93 = DID NOT USE STIMULANTS IN THE PAST 12 MOS.....	3755	6.79
94 = DON'T KNOW.....	11	0.02
97 = REFUSED	7	0.01
98 = BLANK (NO ANSWER).....	250	0.45

Sometimes people who use prescription stimulants have serious problems at home, work or school - such as:

- neglecting their children
- missing work or school
- doing a poor job at work or school
- losing a job or dropping out of school

During the past 12 months, did using prescription stimulants cause you to have serious problems like this either at home, work, or school?

STMSERP^B Len : 2 STM CAUSE SERS PRBS AT HOME/WORK/SCH PST 12 MOS

	Freq	Pct
1 = Yes	95	0.17
2 = No.....	1759	3.18
81 = NEVER USED STIMULANTS Logically assigned	8	0.01
85 = BAD DATA Logically assigned	1	0.00
91 = NEVER USED STIMULANTS	49382	89.35
93 = DID NOT USE STIMULANTS IN THE PAST 12 MOS.....	3755	6.79
94 = DON'T KNOW.....	11	0.02
97 = REFUSED	7	0.01
98 = BLANK (NO ANSWER).....	250	0.45

During the past 12 months, did you regularly use prescription stimulants and then do something where using prescription stimulants might have put you in physical danger?

STMPDANG¹ Len : 2 USING STM AND DO DANGEROUS ACTIVITIES PST 12 MOS

	Freq	Pct
1 = Yes	86	0.16
2 = No.....	1769	3.20
81 = NEVER USED STIMULANTS Logically assigned	8	0.01
85 = BAD DATA Logically assigned	1	0.00
91 = NEVER USED STIMULANTS	49382	89.35
93 = DID NOT USE STIMULANTS IN THE PAST 12 MOS.....	3755	6.79
94 = DON'T KNOW.....	9	0.02
97 = REFUSED	8	0.01
98 = BLANK (NO ANSWER).....	250	0.45

During the past 12 months, did using prescription stimulants cause you to do things that repeatedly got you in trouble with the law?

STMLAWTR¹ Len : 2 USING STM CAUSE PRBS WITH LAW PAST 12 MOS

	Freq	Pct
1 = Yes	38	0.07
2 = No.....	1819	3.29
81 = NEVER USED STIMULANTS Logically assigned	8	0.01
85 = BAD DATA Logically assigned	1	0.00
91 = NEVER USED STIMULANTS	49382	89.35
93 = DID NOT USE STIMULANTS IN THE PAST 12 MOS.....	3755	6.79
94 = DON'T KNOW.....	8	0.01
97 = REFUSED	7	0.01
98 = BLANK (NO ANSWER).....	250	0.45

SUBSTANCE DEPENDENCE AND ABUSE

During the past 12 months, did you have any problems with family or friends that were probably caused by your use of prescription stimulants?

STMFMFPB¹ Len : 2 USING STM CAUSE PRBS W/FAMILY/FRIENDS PST 12 MOS

	Freq	Pct
1 = Yes	101	0.18
2 = No.....	1755	3.18
81 = NEVER USED STIMULANTS Logically assigned	8	0.01
85 = BAD DATA Logically assigned.....	1	0.00
91 = NEVER USED STIMULANTS	49382	89.35
93 = DID NOT USE STIMULANTS IN THE PAST 12 MOS.....	3755	6.79
94 = DON'T KNOW.....	10	0.02
97 = REFUSED	6	0.01
98 = BLANK (NO ANSWER).....	250	0.45

Did you continue to use prescription stimulants even though you thought this caused problems with family or friends?

STMFMCTD¹ Len : 2 CONTD TO USE STM DESPITE PRBS W/ FAM/FRNDS

	Freq	Pct
1 = Yes	65	0.12
2 = No.....	36	0.07
81 = NEVER USED STIMULANTS Logically assigned	8	0.01
85 = BAD DATA Logically assigned.....	1	0.00
91 = NEVER USED STIMULANTS	49382	89.35
93 = DID NOT USE STIMULANTS IN THE PAST 12 MOS.....	3755	6.79
97 = REFUSED	6	0.01
98 = BLANK (NO ANSWER).....	260	0.47
99 = LEGITIMATE SKIP	1755	3.18

NOTE: SEDDAFLG is a flag variable that indicates differences in how the sedative variables in the SUBSTANCE DEPENDENCE AND ABUSE MODULE would have been edited based on the logic in 2007, when only past year nonmedical users from the core SEDATIVES module were routed into the corresponding questions, and how these sedative variables were edited this year. Editing this year took into account logic that routed past year nonmedical users of Ambien (from AMBIREC) into these dependence and abuse questions for sedatives.

SEDDAFLG¹ Len : 2 EDITING FLAG FOR SEDATIVE DEPENDENCE & ABUSE VARS

	Freq	Pct
1 = Never used based on 07/Now: Not past yr user	705	1.28
3 = Never used based on 07/Now: Blank	28	0.05
4 = Blank based on 07/Now: Past yr user	3	0.01
5 = Not past yr user based on 07/Now: Past yr user	27	0.05
6 = Never used based on 07/Now: Past yr user	321	0.58
98 = BLANK (NO DIFF BETWEEN 07 VARIABLES & NOW).....	54184	98.04

Think about your use of prescription sedatives during the past 12 months as you answer these next questions. Remember, we are only interested in your use of prescription sedatives that were not prescribed for you or that you used only for the experience or feeling they caused.

During the past 12 months, was there a month or more when you spent a lot of your time getting or using prescription sedatives?

SEDLTTM¹ Len : 2 SPENT MONTH/MORE GETTING/USING SED PAST 12 MOS

	Freq	Pct
1 = Yes	35	0.06
2 = No.....	470	0.85
81 = NEVER USED SEDATIVES Logically assigned	24	0.04
83 = DID NOT USE SEDATIVES PST 12 MOS Log assn	1	0.00
91 = NEVER USED SEDATIVES.....	53149	96.17
93 = DID NOT USE SEDATIVES IN THE PAST 12 MOS	1409	2.55
94 = DON'T KNOW.....	4	0.01
97 = REFUSED	1	0.00
98 = BLANK (NO ANSWER).....	175	0.32

SUBSTANCE DEPENDENCE AND ABUSE

During the past 12 months, was there a month or more when you spent a lot of your time getting over the effects of the prescription sedatives you used?

SEDGTOVR¹ Len : 2 MONTH+ SPENT GETTING OVER SED EFFECTS PST 12 MOS

	Freq	Pct
1 = Yes	13	0.02
2 = No.....	458	0.83
81 = NEVER USED SEDATIVES Logically assigned	24	0.04
83 = DID NOT USE SEDATIVES PST 12 MOS Log assn	1	0.00
91 = NEVER USED SEDATIVES.....	53149	96.17
93 = DID NOT USE SEDATIVES IN THE PAST 12 MOS	1409	2.55
94 = DON'T KNOW.....	3	0.01
97 = REFUSED	1	0.00
98 = BLANK (NO ANSWER).....	175	0.32
99 = LEGITIMATE SKIP	35	0.06

During the past 12 months, did you try to set limits on how often or how much prescription sedatives you would use?

SEDLIMIT¹ Len : 2 SET LIMITS ON SEDATIVE USE PAST 12 MONTHS

	Freq	Pct
1 = Yes	104	0.19
2 = No.....	397	0.72
81 = NEVER USED SEDATIVES Logically assigned	24	0.04
83 = DID NOT USE SEDATIVES PST 12 MOS Log assn	1	0.00
91 = NEVER USED SEDATIVES.....	53149	96.17
93 = DID NOT USE SEDATIVES IN THE PAST 12 MOS	1409	2.55
94 = DON'T KNOW.....	8	0.01
97 = REFUSED	1	0.00
98 = BLANK (NO ANSWER).....	175	0.32

Were you able to keep to the limits you set, or did you often use prescription sedatives more than you intended to?

SEDKPLMT¹ Len : 2 ABLE TO KEEP LIMITS OR USE MORE SED PAST 12 MOS

	Freq	Pct
1 = Usually kept to the limits set.....	92	0.17
2 = Often used more than intended.....	12	0.02
81 = NEVER USED SEDATIVES Logically assigned	24	0.04
91 = NEVER USED SEDATIVES.....	53149	96.17
93 = DID NOT USE SEDATIVES IN THE PAST 12 MOS	1410	2.55
97 = REFUSED	1	0.00
98 = BLANK (NO ANSWER).....	183	0.33
99 = LEGITIMATE SKIP	397	0.72

During the past 12 months, did you need to use more prescription sedatives than you used to in order to get the effect you wanted?

SEDNDMOR¹ Len : 2 NEEDED MORE SED TO GET SAME EFFECT PST 12 MOS

	Freq	Pct
1 = Yes	48	0.09
2 = No.....	457	0.83
81 = NEVER USED SEDATIVES Logically assigned	24	0.04
83 = DID NOT USE SEDATIVES PST 12 MOS Log assn	1	0.00
91 = NEVER USED SEDATIVES.....	53149	96.17
93 = DID NOT USE SEDATIVES IN THE PAST 12 MOS	1409	2.55
94 = DON'T KNOW.....	4	0.01
97 = REFUSED	1	0.00
98 = BLANK (NO ANSWER).....	175	0.32

SUBSTANCE DEPENDENCE AND ABUSE

During the past 12 months, did you notice that using the same amount of prescription sedatives had less effect on you than it used to?

SEDLSEFX¹	Len : 2 USING SAME AMT SED HAD LESS EFFECT PAST 12 MOS	Freq	Pct
	1 = Yes	22	0.04
	2 = No.....	433	0.78
	81 = NEVER USED SEDATIVES Logically assigned	24	0.04
	83 = DID NOT USE SEDATIVES PST 12 MOS Log assn	1	0.00
	91 = NEVER USED SEDATIVES.....	53149	96.17
	93 = DID NOT USE SEDATIVES IN THE PAST 12 MOS	1409	2.55
	94 = DON'T KNOW.....	6	0.01
	97 = REFUSED	1	0.00
	98 = BLANK (NO ANSWER).....	175	0.32
	99 = LEGITIMATE SKIP	48	0.09

During the past 12 months, did you want to or try to cut down or stop using prescription sedatives?

SEDCUTDN¹	Len : 2 WANT/TRY TO CUT DOWN/STOP USING SED PAST 12 MOS	Freq	Pct
	1 = Yes	142	0.26
	2 = No.....	360	0.65
	81 = NEVER USED SEDATIVES Logically assigned	24	0.04
	83 = DID NOT USE SEDATIVES PST 12 MOS Log assn	1	0.00
	91 = NEVER USED SEDATIVES.....	53149	96.17
	93 = DID NOT USE SEDATIVES IN THE PAST 12 MOS	1409	2.55
	94 = DON'T KNOW.....	5	0.01
	97 = REFUSED	3	0.01
	98 = BLANK (NO ANSWER).....	175	0.32

During the past 12 months, were you able to cut down or stop using prescription sedatives every time you wanted to or tried to?

SEDCUTEV¹	Len : 2 ABLE TO CUT/STOP USING SED EVERY TIME PAST 12 MOS	Freq	Pct
	1 = Yes	128	0.23
	2 = No.....	13	0.02
	81 = NEVER USED SEDATIVES Logically assigned	24	0.04
	91 = NEVER USED SEDATIVES.....	53149	96.17
	93 = DID NOT USE SEDATIVES IN THE PAST 12 MOS	1410	2.55
	94 = DON'T KNOW.....	1	0.00
	97 = REFUSED	3	0.01
	98 = BLANK (NO ANSWER).....	180	0.33
	99 = LEGITIMATE SKIP	360	0.65

During the past 12 months, did you cut down or stop using prescription sedatives at least one time?

SEDCUT1X¹	Len : 2 CUT DOWN OR STOP USING SED AT LEAST 1X PST 12 MOS	Freq	Pct
	1 = Yes	72	0.13
	2 = No.....	300	0.54
	81 = NEVER USED SEDATIVES Logically assigned	24	0.04
	83 = DID NOT USE SEDATIVES PST 12 MOS Log assn	1	0.00
	91 = NEVER USED SEDATIVES.....	53149	96.17
	93 = DID NOT USE SEDATIVES IN THE PAST 12 MOS	1409	2.55
	94 = DON'T KNOW.....	6	0.01
	97 = REFUSED	4	0.01
	98 = BLANK (NO ANSWER).....	175	0.32
	99 = LEGITIMATE SKIP	128	0.23

SUBSTANCE DEPENDENCE AND ABUSE

Please look at the symptoms listed below. During the past 12 months, did you have 1 or more of these symptoms after you cut back or stopped using prescription sedatives?

- Sweating or feeling that your heart was beating fast
- Having your hands tremble
- Having trouble sleeping or sleeping more than you normally do
- Vomiting or feeling nauseous
- Seeing, hearing, or feeling things that weren't really there
- Feeling like you couldn't sit still
- Feeling anxious
- Having seizures or fits

SEDWD1SX¹ Len : 2 HAD 1+ SED WITHDRAWAL SYMPTOM PST 12 MOS

	Freq	Pct
1 = Yes	70	0.13
2 = No.....	130	0.24
81 = NEVER USED SEDATIVES Logically assigned	24	0.04
91 = NEVER USED SEDATIVES.....	53149	96.17
93 = DID NOT USE SEDATIVES IN THE PAST 12 MOS	1410	2.55
97 = REFUSED	4	0.01
98 = BLANK (NO ANSWER).....	181	0.33
99 = LEGITIMATE SKIP	300	0.54

Please look at the symptoms listed below. During the past 12 months, did you have 1 or more of these symptoms at the same time that lasted for longer than a day after you cut back or stopped using prescription sedatives?

- Sweating or feeling that your heart was beating fast
- Having your hands tremble
- Having trouble sleeping or sleeping more than you normally do
- Vomiting or feeling nauseous
- Seeing, hearing, or feeling things that weren't really there
- Feeling like you couldn't sit still
- Feeling anxious
- Having seizures or fits

SEDWDSMT¹ Len : 2 HAD 1+ SED WDRAW SYM AT SAME TIME PAST 12 MOS

	Freq	Pct
1 = Yes	50	0.09
2 = No.....	19	0.03
81 = NEVER USED SEDATIVES Logically assigned	24	0.04
91 = NEVER USED SEDATIVES.....	53149	96.17
93 = DID NOT USE SEDATIVES IN THE PAST 12 MOS	1410	2.55
94 = DON'T KNOW.....	1	0.00
97 = REFUSED	4	0.01
98 = BLANK (NO ANSWER).....	181	0.33
99 = LEGITIMATE SKIP	430	0.78

During the past 12 months, did you have any problems with your emotions, nerves, or mental health that were probably caused or made worse by your use of prescription sedatives?

SEDEMOPB¹ Len : 2 SED CAUSE PRBS WITH EMOT/NERVES PAST 12 MOS

	Freq	Pct
1 = Yes	58	0.10
2 = No.....	445	0.81
81 = NEVER USED SEDATIVES Logically assigned	24	0.04
83 = DID NOT USE SEDATIVES PST 12 MOS Log assn.....	1	0.00
91 = NEVER USED SEDATIVES.....	53149	96.17
93 = DID NOT USE SEDATIVES IN THE PAST 12 MOS	1409	2.55
94 = DON'T KNOW.....	5	0.01
97 = REFUSED	2	0.00
98 = BLANK (NO ANSWER).....	175	0.32

SUBSTANCE DEPENDENCE AND ABUSE

Did you continue to use prescription sedatives even though you thought this was causing you to have problems with your emotions, nerves, or mental health?

SEDEMCTD¹ Len : 2 CONTD TO USE SED DESPITE EMOT PRBS

	Freq	Pct
1 = Yes	33	0.06
2 = No.....	25	0.05
81 = NEVER USED SEDATIVES Logically assigned	24	0.04
91 = NEVER USED SEDATIVES.....	53149	96.17
93 = DID NOT USE SEDATIVES IN THE PAST 12 MOS	1410	2.55
97 = REFUSED	2	0.00
98 = BLANK (NO ANSWER).....	180	0.33
99 = LEGITIMATE SKIP	445	0.81

During the past 12 months, did you have any physical health problems that were probably caused or made worse by your use of prescription sedatives?

SEDPHLPB¹ Len : 2 ANY PHYS PRBS CAUSED/WORSND BY SED PST 12 MOS

	Freq	Pct
1 = Yes	11	0.02
2 = No.....	459	0.83
81 = NEVER USED SEDATIVES Logically assigned	24	0.04
83 = DID NOT USE SEDATIVES PST 12 MOS Log assn	1	0.00
91 = NEVER USED SEDATIVES.....	53149	96.17
93 = DID NOT USE SEDATIVES IN THE PAST 12 MOS	1409	2.55
94 = DON'T KNOW.....	6	0.01
97 = REFUSED	1	0.00
98 = BLANK (NO ANSWER).....	175	0.32
99 = LEGITIMATE SKIP	33	0.06

Did you continue to use prescription sedatives even though you thought this was causing you to have physical problems?

SEDPHCTD¹ Len : 2 CONTD TO USE SED DESPITE PHYS PRBS

	Freq	Pct
1 = Yes	2	0.00
2 = No.....	9	0.02
81 = NEVER USED SEDATIVES Logically assigned	24	0.04
91 = NEVER USED SEDATIVES.....	53149	96.17
93 = DID NOT USE SEDATIVES IN THE PAST 12 MOS	1410	2.55
97 = REFUSED	1	0.00
98 = BLANK (NO ANSWER).....	181	0.33
99 = LEGITIMATE SKIP	492	0.89

This question is about important activities such as working, going to school, taking care of children, doing fun things such as hobbies and sports, and spending time with friends and family.

During the past 12 months, did using prescription sedatives cause you to give up or spend less time doing these types of important activities?

SEDLFACT¹ Len : 2 LESS ACTIVITIES B/C OF SED USE PAST 12 MOS

	Freq	Pct
1 = Yes	41	0.07
2 = No.....	462	0.84
81 = NEVER USED SEDATIVES Logically assigned	24	0.04
83 = DID NOT USE SEDATIVES PST 12 MOS Log assn	1	0.00
91 = NEVER USED SEDATIVES.....	53149	96.17
93 = DID NOT USE SEDATIVES IN THE PAST 12 MOS	1409	2.55
94 = DON'T KNOW.....	6	0.01
97 = REFUSED	1	0.00
98 = BLANK (NO ANSWER).....	175	0.32

SUBSTANCE DEPENDENCE AND ABUSE

Sometimes people who use prescription sedatives have serious problems at home, work or school - such as:

- neglecting their children
- missing work or school
- doing a poor job at work or school
- losing a job or dropping out of school

During the past 12 months, did using prescription sedatives cause you to have serious problems like this either at home, work, or school?

SEDSERP¹	Len : 2 SED CAUSE SERS PRBS AT HOME/WORK/SCH PST 12 MOS		
		Freq	Pct
	1 = Yes	41	0.07
	2 = No.....	464	0.84
	81 = NEVER USED SEDATIVES Logically assigned.....	24	0.04
	83 = DID NOT USE SEDATIVES PST 12 MOS Log assn.....	1	0.00
	91 = NEVER USED SEDATIVES.....	53149	96.17
	93 = DID NOT USE SEDATIVES IN THE PAST 12 MOS	1409	2.55
	94 = DON'T KNOW.....	4	0.01
	97 = REFUSED	1	0.00
	98 = BLANK (NO ANSWER).....	175	0.32

During the past 12 months, did you regularly use prescription sedatives and then do something where using prescription sedatives might have put you in physical danger?

SEDPDANG¹	Len : 2 USING SED AND DO DANGEROUS ACTIVITIES PST 12 MOS		
		Freq	Pct
	1 = Yes	32	0.06
	2 = No.....	472	0.85
	81 = NEVER USED SEDATIVES Logically assigned.....	24	0.04
	83 = DID NOT USE SEDATIVES PST 12 MOS Log assn.....	1	0.00
	91 = NEVER USED SEDATIVES.....	53149	96.17
	93 = DID NOT USE SEDATIVES IN THE PAST 12 MOS	1409	2.55
	94 = DON'T KNOW.....	4	0.01
	97 = REFUSED	2	0.00
	98 = BLANK (NO ANSWER).....	175	0.32

During the past 12 months, did using prescription sedatives cause you to do things that repeatedly got you in trouble with the law?

SEDLAWTR¹	Len : 2 USING SED CAUSE PRBS WITH LAW PAST 12 MOS		
		Freq	Pct
	1 = Yes	17	0.03
	2 = No.....	487	0.88
	81 = NEVER USED SEDATIVES Logically assigned.....	24	0.04
	83 = DID NOT USE SEDATIVES PST 12 MOS Log assn.....	1	0.00
	91 = NEVER USED SEDATIVES.....	53149	96.17
	93 = DID NOT USE SEDATIVES IN THE PAST 12 MOS	1409	2.55
	94 = DON'T KNOW.....	5	0.01
	97 = REFUSED	1	0.00
	98 = BLANK (NO ANSWER).....	175	0.32

During the past 12 months, did you have any problems with family or friends that were probably caused by your use of prescription sedatives?

SEDFMFPB¹	Len : 2 USING SED CAUSE PRBS W/FAMILY/FRIENDS PST 12 MOS		
		Freq	Pct
	1 = Yes	31	0.06
	2 = No.....	474	0.86
	81 = NEVER USED SEDATIVES Logically assigned.....	24	0.04
	83 = DID NOT USE SEDATIVES PST 12 MOS Log assn.....	1	0.00
	91 = NEVER USED SEDATIVES.....	53149	96.17
	93 = DID NOT USE SEDATIVES IN THE PAST 12 MOS	1409	2.55
	94 = DON'T KNOW.....	4	0.01
	97 = REFUSED	1	0.00
	98 = BLANK (NO ANSWER).....	175	0.32

SUBSTANCE DEPENDENCE AND ABUSE

Did you continue to use prescription sedatives even though you thought this caused problems with family or friends?

SEDFMCTD¹

Len : 2 CONTD TO USE SED DESPITE PRBS W/ FAM/FRNDS

	Freq	Pct
1 = Yes	22	0.04
2 = No.....	9	0.02
81 = NEVER USED SEDATIVES Logically assigned	24	0.04
91 = NEVER USED SEDATIVES.....	53149	96.17
93 = DID NOT USE SEDATIVES IN THE PAST 12 MOS	1410	2.55
97 = REFUSED	1	0.00
98 = BLANK (NO ANSWER).....	179	0.32
99 = LEGITIMATE SKIP	474	0.86

IMPUTED SUBSTANCE DEPENDENCE AND ABUSE

IMPUTED SUBSTANCE DEPENDENCE AND ABUSE

NOTE: What follows are the imputation-revised versions of the 17 nicotine dependence variables that make up the Nicotine Dependence Syndrome Scale (NDSS). Missing values were only imputed if only one of the 17 variables had a missing value. Users should note that the imputed values for these variables are predicted values from regression models. These predicted values are not integers, and do not correspond directly to the integer responses from the questionnaire. It would be advisable to make the necessary adjustments (such as rounding or otherwise making the non-integer values into integers) when doing cross-tabulations.

IRCGIRTB	Len : 12 IMP REVISED - NEED TO SMOKE TO FEEL LESS IRRITABLE		
		Freq	Pct
	RANGE = 1 - 5.....	12500	22.62
	91 = NEVER USED	27387	49.55
	93 = DID NOT USE CIGARETTES PAST MONTH	15326	27.73
	94 = DON'T KNOW.....	31	0.06
	97 = REFUSED	9	0.02
	98 = BLANK/ DID NOT ANSWER.....	15	0.03

IICGIRTB	Len : 2 IMPUTATION INDICATOR - IRCGIRTB		
		Freq	Pct
	1 = Questionnaire data	12493	22.60
	3 = Statistically imputed, other 16 ndss vars nonmsng.....	7	0.01
	9 = NEVER USED CIGARETTES, OR DIDN'T USE IN PST 30 DYS.....	42713	77.28
	98 = MISSING, NOT IMPUTED, <16 NDSS VARIABLES NONMSNG.....	55	0.10

IRCGCRV	Len : 12 IMP REV - CRAVE CIGS WHEN DON'T SMOKE FOR FEW HRS		
		Freq	Pct
	RANGE = 1 - 5.....	12512	22.64
	91 = NEVER USED	27387	49.55
	93 = DID NOT USE CIGARETTES PAST MONTH	15326	27.73
	94 = DON'T KNOW.....	19	0.03
	97 = REFUSED	9	0.02
	98 = BLANK/ DID NOT ANSWER.....	15	0.03

IICGCRV	Len : 2 IMPUTATION INDICATOR - IRCGCRV		
		Freq	Pct
	1 = Questionnaire data	12510	22.64
	3 = Statistically imputed, other 16 ndss vars nonmsng.....	2	0.00
	9 = NEVER USED CIGARETTES, OR DIDN'T USE IN PST 30 DYS.....	42713	77.28
	98 = MISSING, NOT IMPUTED, <16 NDSS VARIABLES NONMSNG.....	43	0.08

IRCGCRGP	Len : 12 IMP REV - CRAVINGS OF CIGS LIKE FORCE CAN'T CNTRL		
		Freq	Pct
	RANGE = 1 - 5.....	12510	22.64
	91 = NEVER USED	27387	49.55
	93 = DID NOT USE CIGARETTES PAST MONTH	15326	27.73
	94 = DON'T KNOW.....	22	0.04
	97 = REFUSED	8	0.01
	98 = BLANK/ DID NOT ANSWER.....	15	0.03

IICGCRGP	Len : 2 IMPUTATION INDICATOR - IRCGCRGP		
		Freq	Pct
	1 = Questionnaire data	12504	22.62
	3 = Statistically imputed, other 16 ndss vars nonmsng.....	6	0.01
	9 = NEVER USED CIGARETTES, OR DIDN'T USE IN PST 30 DYS.....	42713	77.28
	98 = MISSING, NOT IMPUTED, <16 NDSS VARIABLES NONMSNG.....	45	0.08

IRCGNCTL	Len : 12 IMP REVISED - FEEL A SENSE OF CNTRL OVER SMOKING		
		Freq	Pct
	RANGE = 1 - 5.....	12501	22.62
	91 = NEVER USED	27387	49.55
	93 = DID NOT USE CIGARETTES PAST MONTH	15326	27.73
	94 = DON'T KNOW.....	31	0.06
	97 = REFUSED	8	0.01
	98 = BLANK/ DID NOT ANSWER.....	15	0.03

IMPUTED SUBSTANCE DEPENDENCE AND ABUSE

IICGNCTL	Len : 2 IMPUTATION INDICATOR - IRCGNCTL		
		Freq	Pct
	1 = Questionnaire data	12495	22.61
	3 = Statistically imputed, other 16 ndss vars nonmsng.....	6	0.01
	9 = NEVER USED CIGARETTES, OR DIDN'T USE IN PST 30 DYS.....	42713	77.28
	98 = MISSING, NOT IMPUTED, <16 NDSS VARIABLES NONMSNG.....	54	0.10
IRCGAVD	Len : 12 IMP REV - TEND TO AVOID PLACES DON'T ALLOW SMOKING		
		Freq	Pct
	RANGE = 1 - 5.....	12501	22.62
	91 = NEVER USED	27387	49.55
	93 = DID NOT USE CIGARETTES PAST MONTH	15326	27.73
	94 = DON'T KNOW.....	33	0.06
	97 = REFUSED	6	0.01
	98 = BLANK/ DID NOT ANSWER.....	15	0.03
IICGAVD	Len : 2 IMPUTATION INDICATOR - IRCGAVD		
		Freq	Pct
	1 = Questionnaire data	12480	22.58
	3 = Statistically imputed, other 16 ndss vars nonmsng.....	21	0.04
	9 = NEVER USED CIGARETTES, OR DIDN'T USE IN PST 30 DYS.....	42713	77.28
	98 = MISSING, NOT IMPUTED, <16 NDSS VARIABLES NONMSNG.....	54	0.10
IRCGPLN	Len : 12 IMP REVISED - NO TRAVEL BY AIRPLANE B/C NO SMOKING		
		Freq	Pct
	RANGE = 0.7332307667 - 5.....	12504	22.62
	91 = NEVER USED	27387	49.55
	93 = DID NOT USE CIGARETTES PAST MONTH	15326	27.73
	94 = DON'T KNOW.....	29	0.05
	97 = REFUSED	7	0.01
	98 = BLANK/ DID NOT ANSWER.....	15	0.03
IICGPLN	Len : 2 IMPUTATION INDICATOR - IRCGPLN		
		Freq	Pct
	1 = Questionnaire data	12487	22.59
	3 = Statistically imputed, other 16 ndss vars nonmsng.....	17	0.03
	9 = NEVER USED CIGARETTES, OR DIDN'T USE IN PST 30 DYS.....	42713	77.28
	98 = MISSING, NOT IMPUTED, <16 NDSS VARIABLES NONMSNG.....	51	0.09
IRCGROUT	Len : 12 IMP REVISED - WORRY THAT YOU WILL RUN OUT OF CIGS		
		Freq	Pct
	RANGE = 1 - 5.....	12513	22.64
	91 = NEVER USED	27387	49.55
	93 = DID NOT USE CIGARETTES PAST MONTH	15326	27.73
	94 = DON'T KNOW.....	20	0.04
	97 = REFUSED	7	0.01
	98 = BLANK/ DID NOT ANSWER.....	15	0.03
IICGROUT	Len : 2 IMPUTATION INDICATOR - IRCGROUT		
		Freq	Pct
	1 = Questionnaire data	12513	22.64
	9 = NEVER USED CIGARETTES, OR DIDN'T USE IN PST 30 DYS.....	42713	77.28
	98 = MISSING, NOT IMPUTED, <16 NDSS VARIABLES NONMSNG.....	42	0.08
IRCGRGDY	Len : 12 IMP REVISED - SMOKE CIGS REGULARLY THROUGH DAY		
		Freq	Pct
	RANGE = 1 - 5.....	12517	22.65
	91 = NEVER USED	27387	49.55
	93 = DID NOT USE CIGARETTES PAST MONTH	15326	27.73
	94 = DON'T KNOW.....	15	0.03
	97 = REFUSED	8	0.01
	98 = BLANK/ DID NOT ANSWER.....	15	0.03

IMPUTED SUBSTANCE DEPENDENCE AND ABUSE

IICGRGDY	Len : 2 IMPUTATION INDICATOR - IRCGRGDY		
	1 = Questionnaire data	Freq	Pct
	9 = NEVER USED CIGARETTES, OR DIDN'T USE IN PST 30 DYS.....	12517	22.65
	98 = MISSING, NOT IMPUTED, <16 NDSS VARIABLES NONMSNG.....	42713	77.28
		38	0.07
IRCGRGWK	Len : 12 IMP PREVISED - SMOKE SAME ON WEEKENDS AND WEEKDAYS		
	RANGE = 1 - 5.....	Freq	Pct
	91 = NEVER USED	12510	22.64
	93 = DID NOT USE CIGARETTES PAST MONTH.....	27387	49.55
	94 = DON'T KNOW.....	15326	27.73
	97 = REFUSED	20	0.04
	98 = BLANK/ DID NOT ANSWER.....	10	0.02
		15	0.03
IICGRGWK	Len : 2 IMPUTATION INDICATOR - IRCGRGWK		
	1 = Questionnaire data	Freq	Pct
	3 = Statistically imputed, other 16 ndss vars nonmsng.....	12501	22.62
	9 = NEVER USED CIGARETTES, OR DIDN'T USE IN PST 30 DYS.....	9	0.02
	98 = MISSING, NOT IMPUTED, <16 NDSS VARIABLES NONMSNG.....	42713	77.28
		45	0.08
IRCGRGNM	Len : 12 IMP REVISED - SMOKE SAME # OF CIGS FROM DAY TO DAY		
	RANGE = 1 - 5.....	Freq	Pct
	91 = NEVER USED	12510	22.64
	93 = DID NOT USE CIGARETTES PAST MONTH.....	27387	49.55
	94 = DON'T KNOW.....	15326	27.73
	97 = REFUSED	19	0.03
	98 = BLANK/ DID NOT ANSWER.....	11	0.02
		15	0.03
IICGRGNM	Len : 2 IMPUTATION INDICATOR - IRCGRGNM		
	1 = Questionnaire data	Freq	Pct
	3 = Statistically imputed, other 16 ndss vars nonmsng.....	12505	22.63
	9 = NEVER USED CIGARETTES, OR DIDN'T USE IN PST 30 DYS.....	5	0.01
	98 = MISSING, NOT IMPUTED, <16 NDSS VARIABLES NONMSNG.....	42713	77.28
		45	0.08
IRCNGCG	Len : 12 IMP REVISED - # CIGS SMOKE PER DAY OFTEN CHANGES		
	RANGE = 1 - 5.....	Freq	Pct
	91 = NEVER USED	12505	22.63
	93 = DID NOT USE CIGARETTES PAST MONTH.....	27387	49.55
	94 = DON'T KNOW.....	15326	27.73
	97 = REFUSED	22	0.04
	98 = BLANK/ DID NOT ANSWER.....	13	0.02
		15	0.03
IICNGCG	Len : 2 IMPUTATION INDICATOR - IRCNGCG		
	1 = Questionnaire data	Freq	Pct
	3 = Statistically imputed, other 16 ndss vars nonmsng.....	12496	22.61
	9 = NEVER USED CIGARETTES, OR DIDN'T USE IN PST 30 DYS.....	9	0.02
	98 = MISSING, NOT IMPUTED, <16 NDSS VARIABLES NONMSNG.....	42713	77.28
		50	0.09
IRCGLHR	Len : 12 IMP REV - HAVE LOT CIGS IN HR, NO CIGS TIL LATER		
	RANGE = 1 - 5.....	Freq	Pct
	91 = NEVER USED	12494	22.61
	93 = DID NOT USE CIGARETTES PAST MONTH.....	27387	49.55
	94 = DON'T KNOW.....	15326	27.73
	97 = REFUSED	29	0.05
	98 = BLANK/ DID NOT ANSWER.....	17	0.03
		15	0.03

IMPUTED SUBSTANCE DEPENDENCE AND ABUSE

IICGSLHR	Len : 2 IMPUTATION INDICATOR - IRCGSLHR		
		Freq	Pct
	1 = Questionnaire data	12478	22.58
	3 = Statistically imputed, other 16 ndss vars nonmsng.....	16	0.03
	9 = NEVER USED CIGARETTES, OR DIDN'T USE IN PST 30 DYS.....	42713	77.28
	98 = MISSING, NOT IMPUTED, <16 NDSS VARIABLES NONMSNG.....	61	0.11
IRCGINFL	Len : 12 IMP REV - # CIGS SMOKE A DAY INFLU BY OTH THINGS		
		Freq	Pct
	RANGE = 1 - 5.....	12500	22.62
	91 = NEVER USED	27387	49.55
	93 = DID NOT USE CIGARETTES PAST MONTH	15326	27.73
	94 = DON'T KNOW.....	32	0.06
	97 = REFUSED	8	0.01
	98 = BLANK/ DID NOT ANSWER.....	15	0.03
IICGINFL	Len : 2 IMPUTATION INDICATOR - IRCGINFL		
		Freq	Pct
	1 = Questionnaire data	12497	22.61
	3 = Statistically imputed, other 16 ndss vars nonmsng.....	3	0.01
	9 = NEVER USED CIGARETTES, OR DIDN'T USE IN PST 30 DYS.....	42713	77.28
	98 = MISSING, NOT IMPUTED, <16 NDSS VARIABLES NONMSNG.....	55	0.10
IRCGNINF	Len : 12 IMP REVISED - SMOKING NOT AFFECTED BY OTH THINGS		
		Freq	Pct
	RANGE = 1 - 5.....	12485	22.59
	91 = NEVER USED	27387	49.55
	93 = DID NOT USE CIGARETTES PAST MONTH	15326	27.73
	94 = DON'T KNOW.....	38	0.07
	97 = REFUSED	17	0.03
	98 = BLANK/ DID NOT ANSWER.....	15	0.03
IICGNINF	Len : 2 IMPUTATION INDICATOR - IRCGNINF		
		Freq	Pct
	1 = Questionnaire data	12477	22.58
	3 = Statistically imputed, other 16 ndss vars nonmsng.....	8	0.01
	9 = NEVER USED CIGARETTES, OR DIDN'T USE IN PST 30 DYS.....	42713	77.28
	98 = MISSING, NOT IMPUTED, <16 NDSS VARIABLES NONMSNG.....	70	0.13
IRCGINCR	Len : 12 IMP REV - AMT OF SMOKING INCR. SINCE START SMOKING		
		Freq	Pct
	RANGE = 1 - 5.....	12503	22.62
	91 = NEVER USED	27387	49.55
	93 = DID NOT USE CIGARETTES PAST MONTH	15326	27.73
	94 = DON'T KNOW.....	20	0.04
	97 = REFUSED	17	0.03
	98 = BLANK/ DID NOT ANSWER.....	15	0.03
IICGINCR	Len : 2 IMPUTATION INDICATOR - IRCGINCR		
		Freq	Pct
	1 = Questionnaire data	12502	22.62
	3 = Statistically imputed, other 16 ndss vars nonmsng.....	1	0.00
	9 = NEVER USED CIGARETTES, OR DIDN'T USE IN PST 30 DYS.....	42713	77.28
	98 = MISSING, NOT IMPUTED, <16 NDSS VARIABLES NONMSNG.....	52	0.09
IRCGSAT	Len : 12 IMP REV - NEED TO SMOKE A LOT MORE TO BE SATISFIED		
		Freq	Pct
	RANGE = 1 - 5.....	12495	22.61
	91 = NEVER USED	27387	49.55
	93 = DID NOT USE CIGARETTES PAST MONTH	15326	27.73
	94 = DON'T KNOW.....	26	0.05
	97 = REFUSED	19	0.03
	98 = BLANK/ DID NOT ANSWER.....	15	0.03

IMPUTED SUBSTANCE DEPENDENCE AND ABUSE

IICGSAT

Len : 2 IMPUTATION INDICATOR - IRCGSAT

	Freq	Pct
1 = Questionnaire data	12492	22.60
3 = Statistically imputed, other 16 ndss vars nonmsng.....	3	0.01
9 = NEVER USED CIGARETTES, OR DIDN'T USE IN PST 30 DYS.....	42713	77.28
98 = MISSING, NOT IMPUTED, <16 NDSS VARIABLES NONMSNG.....	60	0.11

IRCGLMR

Len : 12 IMP REV - SMOKE MUCH MORE NOW BEFORE FEEL ANYTHING

	Freq	Pct
RANGE = 0.9520516894 - 5	12488	22.60
91 = NEVER USED	27387	49.55
93 = DID NOT USE CIGARETTES PAST MONTH	15326	27.73
94 = DON'T KNOW.....	33	0.06
97 = REFUSED	19	0.03
98 = BLANK/ DID NOT ANSWER.....	15	0.03

IICGLMR

Len : 2 IMPUTATION INDICATOR - IRCGLMR

	Freq	Pct
1 = Questionnaire data	12470	22.56
3 = Statistically imputed, other 16 ndss vars nonmsng.....	18	0.03
9 = NEVER USED CIGARETTES, OR DIDN'T USE IN PST 30 DYS.....	42713	77.28
98 = MISSING, NOT IMPUTED, <16 NDSS VARIABLES NONMSNG.....	67	0.12

RECODED SUBSTANCE DEPENDENCE AND ABUSE

RECODED SUBSTANCE DEPENDENCE AND ABUSE

NOTE: The variables in this section are recoded variables that were created from one or more of the variables from the following two sections: Substance Dependence and Abuse or Imputed Substance Dependence and Abuse.

NOTE: The following recoded dependence variables were defined based on the dependence criteria according to the Nicotine Dependence Syndrome Scale (NDSS) and the Fagerstrom Test of Nicotine Dependence (FTND) for respondents who reported smoking cigarettes in the past month. The NDSS score, NDSSANSP, is calculated as the average score over 17 questions pertaining to five aspects of dependence. This average score was only computed for those respondents who had a valid response (based on actual reporting and imputation) to all 17 questions. Respondents who did not have valid responses (based on actual reporting and imputation) for all 17 questions were coded as SAS missing. Based on the NDSS score, a respondent was defined as having nicotine dependence, NDSSDNSP=1, if their average score was greater than or equal to 2.75. The FTND measure is defined by assessing how soon after waking a respondent had their first cigarette (CIGWAKE). Based on the FTND scale, a respondent was defined as having nicotine dependence, FTNDDNSP=1, if the first cigarette was smoked within 30 minutes of waking up on the days they smoked (CIGWAKE=1 or 2) and the respondent reported smoking cigarettes in the past month. Based on the NDSS and the FTND, a respondent who reported smoking cigarettes was defined as having nicotine dependence in the past month, DNICNSP=1, if they met either the NDSS or the FTND criteria for dependence. Specific details for each of the nicotine dependence related variables are provided in the Recoded Substance Dependence and Abuse Variable Documentation Appendix.

NDSSANSP	Len : 12 NDSS SCORE		
	RANGE = 1 - 4.7058792114	Freq	Pct
	. = Unknown (See comment above)	12437	22.50
		42831	77.50
NDSSDNSP	Len : 1 NICOTINE DEPENDENCE BASED ON NDSS SCORE		
	0 = No/Unknown (NDSSANSP<2.75 or missing).....	Freq	Pct
	1 = Yes (NDSSANSP>=2.75).....	50784	91.89
		4484	8.11
FTNDDNSP	Len : 1 NICOTINE DEPENDENCE BASED ON FTND SCALE		
	0 = No (Otherwise).....	Freq	Pct
	1 = Yes (CIGWAKE=1 or 2)	50012	90.49
		5256	9.51
DNICNSP	Len : 1 NICOTINE DEPENDENCE IN PAST MONTH		
	0 = No (NDSSDNSP=0 and FTNDDNSP=0).....	Freq	Pct
	1 = Yes (NDSSDNSP=1 or FTNDDNSP=1).....	48868	88.42
		6400	11.58

RECODED SUBSTANCE DEPENDENCE AND ABUSE

NOTE: The following recoded dependence variables were defined based on the dependence criteria listed in the Diagnostic and Statistical Manual of Mental Disorders, Fourth Edition (DSM-IV). Specific details for each of the 10 individual drug dependence variables are provided in the Recoded Substance Dependence and Abuse Variable Documentation Appendix.

A respondent was defined as having marijuana, inhalant, hallucinogen, or tranquilizer dependence (DEPNDRJ, DEPNDINH, DEPNDHAL, DEPNDTRN) if the respondent reported a positive response to three or more of the following six dependence criteria:

1. Spent a great deal of time over a period of a month getting, using, or getting over the effects of the substance (XXXLOTTM=1 or XXXGTOVR=1)
2. Unable to keep set limits on substance use or used more often than intended (XXXKPLMT=2)
3. Needed to use substance more than before to get desired effects or noticed that using the same amount had less effect than before (XXXNDMOR=1 or XXXLSEFX=1)
4. Unable to cut down or stop using the substance every time he or she tried or wanted to (XXXCUTEV=2)
5. Continued to use substance even though it was causing problems with emotions, nerves, mental health, or physical problems (XXXEMCTD=1 or XXXPHCTD=1)
6. Reduced or gave up participation in important activities due to substance use (XXXLSACT=1)

An additional question pertaining to withdrawal symptoms was asked for the following 6 drugs: alcohol, pain relievers, cocaine, heroin, sedatives, and stimulants. The withdrawal question asked the respondent if they had experienced substance specific withdrawal symptoms at one time that lasted for longer than a day after they cut back or stopped using (XXXWDSMT=1). The specific number and type of listed withdrawal symptoms varied by substance. A respondent was defined as having alcohol, pain reliever, cocaine, heroin, sedative, or stimulant dependence (DEPNDAALC, DEPNDANL, DEPNDCCOC, DEPNDHER, DEPNDSED, DEPNDSTM) if the respondent reported a positive response to 3 or more of the 7 dependence criteria (including the six standard criteria listed above plus a seventh withdrawal symptom criteria).

Given the current editing and imputation procedures, along with the use of both core and non-core questions to determine whether or not a respondent was asked the substance dependence and withdrawal questions, it is possible for these dependence recode variables to be inconsistent with the imputed substance use and frequency of use variables. The types of inconsistencies that can occur differ by substance since different combinations of the skip logic criteria were used for each substance. Specific details about these inconsistencies are included in the Recoded Substance Dependence and Abuse Variable Documentation Appendix.

DEPNDAALC	Len : 1 ALCOHOL DEPENDENCE IN THE PAST YEAR	Freq	Pct
	0 = No/Unknown (Otherwise).....	53174	96.21
	1 = Yes (See comment above).....	2094	3.79

DEPNDAANL	Len : 1 PAIN RELIEVER DEPENDENCE IN THE PAST YEAR	Freq	Pct
	0 = No/Unknown (Otherwise).....	54787	99.13
	1 = Yes (See comment above DEPNDALC)	481	0.87

DEPNDAACCOC	Len : 1 COCAINE DEPENDENCE IN THE PAST YEAR	Freq	Pct
	0 = No/Unknown (Otherwise).....	55123	99.74
	1 = Yes (See comment above DEPNDALC)	145	0.26

A respondent was defined with dependence on hallucinogens, DEPNDHAL, if the respondent was classified as being dependent (see dependence criteria listed above DEPNDALC) on hallucinogens and was routed to the dependence and abuse questions based ONLY on variables that existed in the 2007 skip logic (HALDAFLG=98). Respondents who only reported hallucinogen dependence based on the Special Drugs module questions added in 2008 were defined as not having dependence on hallucinogens. See Recoded Substance Dependence and Abuse Variable Documentation Appendix for further details.

DEPNDAHAL	Len : 1 HALLUCINOGEN DEPENDENCE IN THE PAST YEAR	Freq	Pct
	0 = No/Unknown (Otherwise).....	55207	99.89
	1 = Yes (See comment above).....	61	0.11

DEPNDAHER	Len : 1 HEROIN DEPENDENCE IN THE PAST YEAR	Freq	Pct
	0 = No/Unknown (Otherwise).....	55134	99.76
	1 = Yes (See comment above DEPNDALC)	134	0.24

DEPNDAINH	Len : 1 INHALANT DEPENDENCE IN THE PAST YEAR	Freq	Pct
	0 = No/Unknown (Otherwise).....	55246	99.96
	1 = Yes (See comment above DEPNDALC)	22	0.04

RECODED SUBSTANCE DEPENDENCE AND ABUSE

DEPNMRJ	Len : 1 MARIJUANA DEPENDENCE IN THE PAST YEAR		
		Freq	Pct
	0 = No/Unknown (Otherwise).....	54164	98.00
	1 = Yes (See comment above DEPNDALC)	1104	2.00

A respondent was defined with dependence on sedatives, DEPNDSED, if the respondent was classified as being dependent (see dependence criteria listed above DEPNDALC) on sedatives and was routed to the dependence and abuse questions based ONLY on variables that existed in the 2007 skip logic (SEDDAFLG=98). Respondents who only reported sedative dependence based on the Special Drugs module questions added in 2008 were defined as not having dependence on sedatives. See Recoded Substance Dependence and Abuse Variable Documentation Appendix for further details.

DEPNSED	Len : 1 SEDATIVE DEPENDENCE IN THE PAST YEAR		
		Freq	Pct
	0 = No/Unknown (Otherwise).....	55244	99.96
	1 = Yes (See comment above).....	24	0.04

A respondent was defined with dependence on stimulants, DEPNDSTM, if the respondent was classified as being dependent (see dependence criteria listed above DEPNDALC) on stimulants and was routed to the dependence and abuse questions based ONLY on variables that existed in the 2004 skip logic (STMDAFLG=98). Respondents who only reported stimulant dependence based on the Special Drugs module questions added in 2005, 2006, and 2008 were defined as not having dependence on stimulants. See Recoded Substance Dependence and Abuse Variable Documentation Appendix for further details.

DEPNSTM	Len : 1 STIMULANT DEPENDENCE IN THE PAST YEAR		
		Freq	Pct
	0 = No/Unknown (Otherwise).....	55156	99.80
	1 = Yes (See comment above).....	112	0.20

DEPNTRN	Len : 1 TRANQUILIZER DEPENDENCE IN THE PAST YEAR		
		Freq	Pct
	0 = No/Unknown (Otherwise).....	55196	99.87
	1 = Yes (See comment above DEPNDALC)	72	0.13

A respondent was defined as having illicit drug dependence, DEPNDILL=1, if the respondent was classified as dependent (see dependence criteria listed above DEPNDALC) on any of these following substances: marijuana (DEPNMRJ), hallucinogens (DEPNHAL), inhalants (DEPNINH), tranquilizers (DEPNTRN), cocaine (DEPNDCCOC), heroin (DEPNHER), pain relievers (DEPNANL), stimulants (DEPNSTM), or sedatives (DEPNSED).

DEPNILL	Len : 1 ILLICIT DRUG DEPENDENCE IN THE PAST YEAR		
		Freq	Pct
	0 = No/Unknown (Otherwise).....	53513	96.82
	1 = Yes (Any source variable listed above=1)	1755	3.18

A respondent was defined with dependence on any illicit drug other than marijuana, DEPNDIEM=1, if the respondent was classified as being dependent (see dependence criteria listed above DEPNDALC) on any one of these following substances: hallucinogens (DEPNHAL), inhalants (DEPNINH), tranquilizers (DEPNTRN), cocaine (DEPNDCCOC), heroin (DEPNHER), pain relievers (DEPNANL), stimulants (DEPNSTM), or sedatives (DEPNSED). A respondent's marijuana dependency status is not considered in the creation of this variable.

DEPNDIEM	Len : 1 ILLICIT DRUG OTHER THAN MARIJUANA DEP IN PAST YR		
		Freq	Pct
	0 = No/Unknown (Otherwise).....	54471	98.56
	1 = Yes (Any source variable listed above=1)	797	1.44

A respondent was defined with dependence on any illicit drug excluding marijuana and not dependent on marijuana, DEPNDXMJ=1, if the respondent was classified as being not marijuana dependent (DEPNMRJ=0), but being dependent (see dependence criteria listed above DEPNDALC) on any one of these following substances: hallucinogens (DEPNHAL), inhalants (DEPNINH), tranquilizers (DEPNTRN), cocaine (DEPNDCCOC), heroin (DEPNHER), pain relievers (DEPNANL), stimulants (DEPNSTM), or sedatives (DEPNSED).

DEPNXMJ	Len : 1 ILLICIT DRUG EXCLUDING MARIJUANA DEP IN PAST YR		
		Freq	Pct
	0 = No/Unknown (Otherwise).....	54617	98.82
	1 = Yes (DEPNMRJ=0 & any other source variable=1).....	651	1.18

RECODED SUBSTANCE DEPENDENCE AND ABUSE

DEPNDRPSY	Len : 1 PSYCHOTHERAPEUTIC DEPENDENCE IN THE PAST YR		
		Freq	Pct
	0 = No/Unknown (Otherwise).....	54676	98.93
	1 = Yes (DEPNDRTRN, DEPNDANL, DEPNDSTM, or DEPNDSED=1).....	592	1.07

DPILLALC	Len : 1 ILLICIT DRUG OR ALCOHOL DEPENDENCE IN PAST YR		
		Freq	Pct
	0 = No/Unknown (DEPNDRILL=0 and DEPNDALC=0).....	51821	93.76
	1 = Yes (DEPNDRILL=1 or DEPNDALC=1).....	3447	6.24

DPILANAL	Len : 1 ILLICIT DRUG AND ALCOHOL DEPENDENCE IN PAST YR		
		Freq	Pct
	0 = No/Unknown (DEPNDRILL=0 or DEPNDALC=0).....	54866	99.27
	1 = Yes (DEPNDRILL=1 and DEPNDALC=1).....	402	0.73

NOTE: The following abuse variables were defined based on the abuse criteria listed in the Diagnostic and Statistical Manual of Mental Disorders, Fourth Edition (DSM-IV). Specific details for each of the 10 individual substance abuse variables are provided in the Recoded Substance Dependence and Abuse Variable Documentation Appendix.

A respondent was defined as having alcohol, marijuana, cocaine, heroin, hallucinogen, inhalant, pain reliever, tranquilizer, stimulant, or sedative abuse (ABUSEALC, ABUSEMRJ, ABUSECOC, ABUSEHER, ABUSEHAL, ABUSEINH, ABUSEANL, ABUSETRN, ABUSESTM, ABUSESED) if they reported a positive response to one or more of the following four abuse criteria and was determined not to be dependent upon the substance of interest:

1. Respondent reported having serious problems due to substance use at home, work or school (XXXSERPB=1)
2. Respondent reported using substance regularly and then did something where substance use might have put them in physical danger (XXXPDANG=1)
3. Respondent reported substance use causing actions that repeatedly got them in trouble with the law (XXXLAWTR=1)
4. Respondent reported having problems caused by substance use with family or friends (XXXFMFPB=1) and continued to use substance even though it was thought to be causing problems with family and friends (XXXFMCTD=1)

Given the current editing and imputation procedures, along with the use of both core and non-core questions to determine whether or not a respondent was asked the abuse questions, it is possible for these abuse recode variables to be inconsistent with the imputed substance use and frequency of use variables. The types of inconsistencies that can occur differ by substance since different combinations of the skip logic criteria were used for each substance. Specific details about these inconsistencies are included in the Recoded Substance Dependence and Abuse Variable Documentation Appendix.

In addition, because the dependence and abuse variables are mutually exclusive with dependence taking precedence (i.e., dependence is determined first and respondents are only classified as having abused if they are not already classified as dependent, regardless of responses to the abuse questions), it is possible for the variables showing abuse of a combination of substances to not correspond with the abuse status of those individual substances. For example, a respondent who is classified as having abused cocaine in the past year may be classified as not having abused illicit drugs because they were dependent on marijuana and already classified as being dependent on illicit drugs.

ABUSEALC	Len : 1 ALCOHOL ABUSE - PAST YEAR		
		Freq	Pct
	0 = No/Unknown (Otherwise).....	52723	95.40
	1 = Yes (Any one of above criteria and DEPNDALC=0).....	2545	4.60

ABUSEANL	Len : 1 PRESCRIPTION PAIN RELIEVER ABUSE - PAST YEAR		
		Freq	Pct
	0 = No/Unknown (Otherwise).....	55133	99.76
	1 = Yes (Any one of above criteria and DEPNDANL=0).....	135	0.24

ABUSECOC	Len : 1 COCAINE ABUSE - PAST YEAR		
		Freq	Pct
	0 = No/Unknown (Otherwise).....	55183	99.85
	1 = Yes (Any one of above criteria and DEPNDALC=0).....	85	0.15

RECODED SUBSTANCE DEPENDENCE AND ABUSE

A respondent was defined with abuse of hallucinogens, ABUSEHAL, if the respondent was classified as abusing (see criteria listed above ABUSEALC) hallucinogens and was routed to the dependence and abuse questions based ONLY on variables that existed in the 2007 skip logic (HALDAFLG=98). Respondents who only reported abusing hallucinogens based on the Special Drugs module questions added in 2008 were defined as not abusing hallucinogens. See Recoded Substance Dependence and Abuse Variable Documentation Appendix for further details.

ABUSEHAL	Len : 1 HALLUCINOGEN ABUSE - PAST YEAR		
		Freq	Pct
	0 = No/Unknown (Otherwise).....	55177	99.84
	1 = Yes (Any one of above criteria and DEPNDHAL=0).....	91	0.16

ABUSEHER	Len : 1 HEROIN ABUSE - PAST YEAR		
		Freq	Pct
	0 = No/Unknown (Otherwise).....	55254	99.97
	1 = Yes (Any one of above criteria and DEPNDHER=0).....	14	0.03

ABUSEINH	Len : 1 INHALANT ABUSE - PAST YEAR		
		Freq	Pct
	0 = No/Unknown (Otherwise).....	55225	99.92
	1 = Yes (Any one of above criteria and DEPNDINH=0).....	43	0.08

ABUSEMRJ	Len : 1 MARIJUANA ABUSE - PAST YEAR		
		Freq	Pct
	0 = No/Unknown (Otherwise).....	54587	98.77
	1 = Yes (Any one of above criteria and DEPNDMRJ=0).....	681	1.23

A respondent was defined with abuse of sedatives, ABUSESED, if the respondent was classified as abusing (see criteria listed above ABUSEALC) sedatives and was routed to the dependence and abuse questions based ONLY on variables that existed in the 2007 skip logic (SEDDAFLG=98). Respondents who only reported abusing sedatives based on the Special Drugs module questions added in 2008 were defined as not abusing sedatives. See Recoded Substance Dependence and Abuse Variable Documentation Appendix for further details.

ABUSESED	Len : 1 SEDATIVE ABUSE - PAST YEAR		
		Freq	Pct
	0 = No/Unknown (Otherwise).....	55257	99.98
	1 = Yes (Any one of above criteria and DEPNDSED=0).....	11	0.02

A respondent was defined with abuse of stimulants, ABUSESTM, if the respondent was classified as abusing (see criteria listed above ABUSEALC) stimulants and was routed to the dependence and abuse questions based ONLY on variables that existed in the 2004 skip logic (STMDAFLG=98). Respondents who only reported abusing stimulants based on the Special Drugs module questions added in 2005, 2006, and 2008 were defined as not abusing stimulants. See Recoded Substance Dependence and Abuse Variable Documentation Appendix for further details.

ABUSESTM	Len : 1 STIMULANT ABUSE - PAST YEAR		
		Freq	Pct
	0 = No/Unknown (Otherwise).....	55224	99.92
	1 = Yes (Any one of above criteria and DEPNDSTM=0).....	44	0.08

ABUSETRN	Len : 1 TRANQUILIZER ABUSE - PAST YEAR		
		Freq	Pct
	0 = No/Unknown (Otherwise).....	55183	99.85
	1 = Yes (Any one of above criteria and DEPNDTRN=0).....	85	0.15

Any illicit drug abuse, ABUSEILL, is defined as abusing (see abuse criteria listed above ABUSEALC) any of the following substances: marijuana (ABUSEMRJ), hallucinogens (ABUSEHAL), inhalants (ABUSEINH), tranquilizers (ABUSETRN), cocaine (ABUSECOC), heroin (ABUSEHER), pain relievers (ABUSEANL), stimulants (ABUSESTM), or sedatives (ABUSESED).

ABUSEILL	Len : 1 ILLICIT DRUG ABUSE - PAST YEAR		
		Freq	Pct
	0 = No/Unknown (Otherwise).....	54444	98.51
	1 = Yes (Any source variable above=1 & DEPNDILL=0).....	824	1.49

RECODED SUBSTANCE DEPENDENCE AND ABUSE

Any illicit drug abuse other than marijuana abuse, ABUSEIEM, is defined as abusing (see abuse criteria listed above ABUSEALC) any one of the following illicit drugs: hallucinogens (ABUSEHAL), inhalants (ABUSEINH), tranquilizers (ABUSETRN), cocaine (ABUSECOC), heroin (ABUSEHER), pain relievers (ABUSEANL), stimulants (ABUSESTM), or sedatives (ABUSESED). A respondent's marijuana abuse status is not considered in the creation of this variable.

ABUSEIEM	Len : 1	ILLICIT DRUG OTHER THAN MARIJUANA ABUSE - PST YR		
		0 = No/Unknown (Otherwise)	Freq	Pct
		1 = Yes (Any source variable above=1 & DEPNDIEM=0).....	54964	99.45
			304	0.55

Any illicit drug excluding marijuana abuse, ABUSEXMJ, is defined as not abusing marijuana (ABUSEMRJ=0), but abusing (see abuse criteria listed above ABUSEALC) any one of the following illicit drugs: hallucinogens (ABUSEHAL), inhalants (ABUSEINH), tranquilizers (ABUSETRN), cocaine (ABUSECOC), heroin (ABUSEHER), pain relievers (ABUSEANL), stimulants (ABUSESTM), or sedatives (ABUSESED).

ABUSEXMJ	Len : 1	ILLICIT DRUG EXCLUDING MARIJUANA ABUSE - PST YR		
		0 = No/Unknown (Otherwise)	Freq	Pct
		1 = Yes (Any above var=1 & ABUSEMRJ=0 & DEPNDXMJ=0)	54987	99.49
			281	0.51

Non-medical prescription psychotherapeutic drug abuse, ABUSEPSY, is defined as abusing (see abuse criteria listed above ABUSEALC) any one of the following drugs: pain relievers (ABUSEANL), tranquilizers (ABUSETRN), stimulants (ABUSESTM), or sedatives (ABUSESED).

ABUSEPSY	Len : 1	NON-MEDICAL PSYCHOTHERAPEUTIC DRUG ABUSE - PST YR		
		0 = No/Unknown (Otherwise)	Freq	Pct
		1 = Yes (Any source variable above=1 & DEPNDPSY=0).....	55083	99.67
			185	0.33

ABILLALC	Len : 1	ILLICIT DRUG OR ALCOHOL ABUSE - PAST YEAR		
		0 = No/Unknown (ABUSEILL=0 and ABUSEALC=0)	Freq	Pct
		1 = Yes (ABUSEILL=1 or ABUSEALC=1)	52109	94.28
			3159	5.72

ABILANAL	Len : 1	ILLICIT DRUG AND ALCOHOL ABUSE - PAST YEAR		
		0 = No/Unknown (Otherwise)	Freq	Pct
		1 = Yes (ABUSEILL=1 & ABUSEALC=1 & DPILLALC=0).....	55058	99.62
			210	0.38

NOTE: The following variables were created by using a combination of the abuse and dependence variables. Specifications on how the individual abuse and dependence variables were defined can be found on the previous pages and in the Recoded Substance Dependence and Abuse Variable Documentation Appendix.

ABODALC	Len : 1	ALCOHOL ABUSE OR DEPENDENCE - PAST YEAR		
		0 = No/Unknown (ABUSEALC=0 and DEPNDALC=0)	Freq	Pct
		1 = Yes (ABUSEALC=1 or DEPNDALC=1).....	50629	91.61
			4639	8.39

ABODANL	Len : 1	PAIN RELIEVER ABUSE OR DEPENDENCE - PAST YEAR		
		0 = No/Unknown (ABUSEANL=0 and DEPNDANL=0)	Freq	Pct
		1 = Yes (ABUSEANL=1 or DEPNDANL=1).....	54652	98.89
			616	1.11

ABODCOC	Len : 1	COCAINE ABUSE OR DEPENDENCE - PAST YEAR		
		0 = No/Unknown (ABUSECOC=0 and DEPNDCOC=0)	Freq	Pct
		1 = Yes (ABUSECOC=1 or DEPNDCOC=1)	55038	99.58
			230	0.42

ABODHAL	Len : 1	HALLUCINOGEN ABUSE OR DEPENDENCE - PAST YEAR		
		0 = No/Unknown (ABUSEHAL=0 and DEPNDHAL=0)	Freq	Pct
		1 = Yes (ABUSEHAL=1 or DEPNDHAL=1).....	55116	99.72
			152	0.28

RECODED SUBSTANCE DEPENDENCE AND ABUSE

ABODHER	Len : 1 HEROIN ABUSE OR DEPENDENCE - PAST YEAR		
	0 = No/Unknown (ABUSEHER=0 and DEPNDHER=0).....	Freq	Pct
	1 = Yes (ABUSEHER=1 or DEPNDHER=1).....	55120	99.73
		148	0.27
ABODINH	Len : 1 INHALANT ABUSE OR DEPENDENCE - PAST YEAR		
	0 = No/Unknown (ABUSEINH=0 and DEPNDINH=0).....	Freq	Pct
	1 = Yes (ABUSEINH=1 or DEPNDINH=1)	55203	99.88
		65	0.12
ABODMRJ	Len : 1 MARIJUANA ABUSE OR DEPENDENCE - PAST YEAR		
	0 = No/Unknown (ABUSEMRJ=0 and DEPNDMRJ=0)	Freq	Pct
	1 = Yes (ABUSEMRJ=1 or DEPNDMRJ=1)	53483	96.77
		1785	3.23
ABOSED	Len : 1 SEDATIVE ABUSE OR DEPENDENCE - PAST YEAR		
	0 = No/Unknown (ABUSESED=0 and DEPNDSED=0)	Freq	Pct
	1 = Yes (ABUSESED=1 or DEPNDSED=1)	55233	99.94
		35	0.06
ABODSTM	Len : 1 STIMULANT ABUSE OR DEPENDENCE - PAST YEAR		
	0 = No/Unknown (ABUSESTM=0 and DEPNDSTM=0).....	Freq	Pct
	1 = Yes (ABUSESTM=1 or DEPNDSTM=1).....	55112	99.72
		156	0.28
ABODTRN	Len : 1 TRANQUILIZER ABUSE OR DEPENDENCE - PAST YEAR		
	0 = No/Unknown (ABUSETRN=0 and DEPNDTRN=0)	Freq	Pct
	1 = Yes (ABUSETRN=1 or DEPNDTRN=1)	55111	99.72
		157	0.28
ABODILL	Len : 1 ILLICIT DRUG ABUSE OR DEPENDENCE - PAST YEAR		
	0 = No/Unknown (ABUSEILL=0 and DEPNDILL=0).....	Freq	Pct
	1 = Yes (ABUSEILL=1 or DEPNDILL=1).....	52689	95.33
		2579	4.67
ABODIEM	Len : 1 ILLICIT DRUG OTHER THAN MRJ ABUSE OR DEP - PST YR		
	0 = No/Unknown (ABUSEIEM=0 and DEPNDIEM=0)	Freq	Pct
	1 = Yes (ABUSEIEM=1 or DEPNDIEM=1)	54167	98.01
		1101	1.99
ABODPSY	Len : 1 PSYCHOTHERAPEUTIC ABUSE OR DEPENDENCE - PAST YEAR		
	0 = No/Unknown (ABUSEPSY=0 and DEPNDPSY=0).....	Freq	Pct
	1 = Yes (ABUSEPSY=1 or DEPNDPSY=1)	54491	98.59
		777	1.41
ABODILAL	Len : 1 ILLICIT DRUG OR ALCOHOL ABUSE OR DEP - PST YR		
	0 = No/Unknown (ABILLALC=0 and DPILLALC=0).....	Freq	Pct
	1 = Yes (ABILLALC=1 or DPILLALC=1).....	49059	88.77
		6209	11.23
ABDILAAL	Len : 1 ILLICIT DRUG AND ALCOHOL ABUSE OR DEP - PST YR		
	0 = No/Unknown (ABODILL=0 or ABODALC=0).....	Freq	Pct
	1 = Yes (ABODILL=1 and ABODALC=1)	54259	98.17
		1009	1.83

SPECIAL TOPICS

SPECIAL TOPICS

The values in the section may be inconsistent with values from the core section(s). Items in this section were edited when respondents legitimately skipped out of these items based on prior answers in the core section(s). Otherwise, non-core items generally were not edited to make them consistent with core items, and core items were not edited to make them consistent with non-core items. This note applies to variables in this section marked by a¹.

The next questions are about encounters with the police or the court system.

Not counting minor traffic violations, have you ever been arrested and booked for breaking the law?

Being "booked" means that you were taken into custody and processed by the police or by someone connected with the courts, even if you were then released.

BOOKED¹ Len : 2 EVER ARRESTED AND BOOKED FOR BREAKING THE LAW

	Freq	Pct
1 = Yes	8011	14.49
2 = No.....	46593	84.30
3 = Yes LOGICALLY ASSIGNED	514	0.93
85 = BAD DATA Logically assigned.....	1	0.00
94 = DON'T KNOW.....	49	0.09
97 = REFUSED	97	0.18
98 = BLANK (NO ANSWER).....	3	0.01

Not counting minor traffic violations, how many times during the past 12 months have you been arrested and booked for breaking a law?

NOBOOKY2¹ Len : 3 # TIMES ARRESTED AND BOOKED PAST 12 MONTHS

	Freq	Pct
0 = None.....	5750	10.40
1 = One time.....	1605	2.90
2 = Two times	381	0.69
3 = Three or more times.....	216	0.39
985 = BAD DATA Logically assigned	1	0.00
994 = DON'T KNOW.....	35	0.06
997 = REFUSED	121	0.22
998 = BLANK (NO ANSWER).....	566	1.02
999 = LEGITIMATE SKIP (BOOKED=2).....	46593	84.30

The next questions are about offenses that are against the law. As you read each question, please answer whether you were arrested and booked for that offense during the past 12 months.

In the past 12 months, were you arrested and booked for motor vehicle theft?

BKMOVTHFT¹ Len : 2 ARRSTD & BOOKED FOR MOT VEH THEFT PAST 12 MONTHS

	Freq	Pct
1 = Yes	65	0.12
2 = No.....	2187	3.96
85 = BAD DATA Logically assigned	7	0.01
89 = LEGITIMATE SKIP Logically assigned.....	292	0.53
97 = REFUSED	100	0.18
98 = BLANK (NO ANSWER).....	566	1.02
99 = LEGITIMATE SKIP	52051	94.18

In the past 12 months, were you arrested and booked for larceny or theft? Do not include motor vehicle theft.

BKLARCNY¹ Len : 2 ARRSTD & BOOKED FOR LARCENY/THEFT PAST 12 MONTHS

	Freq	Pct
1 = Yes	323	0.58
2 = No.....	1908	3.45
3 = Yes LOGICALLY ASSIGNED	17	0.03
85 = BAD DATA Logically assigned.....	7	0.01
89 = LEGITIMATE SKIP Logically assigned.....	292	0.53
94 = DON'T KNOW.....	3	0.01
97 = REFUSED	101	0.18
98 = BLANK (NO ANSWER).....	566	1.02
99 = LEGITIMATE SKIP	52051	94.18

SPECIAL TOPICS

In the past 12 months, were you arrested and booked for burglary or breaking and entering?

BKBURGL¹	Len : 2 ARRSTD & BOOKED FOR BURGLARY/B & E PAST 12 MOS		
		Freq	Pct
	1 = Yes	148	0.27
	2 = No.....	2099	3.80
	3 = Yes LOGICALLY ASSIGNED	3	0.01
	85 = BAD DATA Logically assigned.....	7	0.01
	89 = LEGITIMATE SKIP Logically assigned.....	292	0.53
	97 = REFUSED	102	0.18
	98 = BLANK (NO ANSWER).....	566	1.02
	99 = LEGITIMATE SKIP	52051	94.18

NOTE: BKSRVIOL was created from answers to the following questions:

In the past 12 months, were you arrested and booked for aggravated assault?

In the past 12 months, were you arrested and booked for forcible rape?

In the past 12 months, were you arrested and booked for murder, homicide, or nonnegligent manslaughter?

BKSRVIOL¹	Len : 2 ARRSTD & BOOKED SERIOUS VIOL OFFENSE PST 12 MOS		
		Freq	Pct
	1 = Yes	208	0.38
	2 = No.....	2041	3.69
	3 = Yes LOGICALLY ASSIGNED	1	0.00
	85 = BAD DATA Logically assigned.....	7	0.01
	89 = LEGITIMATE SKIP Logically assigned.....	292	0.53
	94 = DON'T KNOW.....	1	0.00
	97 = REFUSED	101	0.18
	98 = BLANK (NO ANSWER).....	566	1.02
	99 = LEGITIMATE SKIP	52051	94.18

In the past 12 months, were you arrested and booked for other assault, such as simple assault or battery?

BKSMASLT¹	Len : 2 ARRSTD & BOOKED FOR OTHER ASSAULT PAST 12 MONTHS		
		Freq	Pct
	1 = Yes	391	0.71
	2 = No.....	1824	3.30
	3 = Yes LOGICALLY ASSIGNED	37	0.07
	85 = BAD DATA Logically assigned.....	7	0.01
	89 = LEGITIMATE SKIP Logically assigned.....	292	0.53
	97 = REFUSED	100	0.18
	98 = BLANK (NO ANSWER).....	566	1.02
	99 = LEGITIMATE SKIP	52051	94.18

In the past 12 months, were you arrested and booked for robbery?

BKROB¹	Len : 2 ARRSTD & BOOKED FOR ROBBERY PAST 12 MONTHS		
		Freq	Pct
	1 = Yes	79	0.14
	2 = No.....	2173	3.93
	85 = BAD DATA Logically assigned.....	7	0.01
	89 = LEGITIMATE SKIP Logically assigned.....	292	0.53
	94 = DON'T KNOW.....	1	0.00
	97 = REFUSED	99	0.18
	98 = BLANK (NO ANSWER).....	566	1.02
	99 = LEGITIMATE SKIP	52051	94.18

SPECIAL TOPICS

In the past 12 months, were you arrested and booked for arson?

BKARSON¹	Len : 2	ARRSTD & BOOKED FOR ARSON PAST 12 MONTHS		
			Freq	Pct
		1 = Yes	22	0.04
		2 = No.....	2230	4.03
		85 = BAD DATA Logically assigned.....	7	0.01
		89 = LEGITIMATE SKIP Logically assigned.....	292	0.53
		94 = DON'T KNOW.....	1	0.00
		97 = REFUSED	99	0.18
		98 = BLANK (NO ANSWER).....	566	1.02
		99 = LEGITIMATE SKIP	52051	94.18

In the past 12 months, were you arrested and booked for driving under the influence of alcohol or drugs?

BKDRVIN¹	Len : 2	ARRSTD & BOOKED FOR DUI PAST 12 MONTHS		
			Freq	Pct
		1 = Yes	366	0.66
		2 = No.....	1879	3.40
		3 = Yes LOGICALLY ASSIGNED	7	0.01
		85 = BAD DATA Logically assigned.....	7	0.01
		89 = LEGITIMATE SKIP Logically assigned.....	292	0.53
		97 = REFUSED	100	0.18
		98 = BLANK (NO ANSWER).....	566	1.02
		99 = LEGITIMATE SKIP	52051	94.18

In the past 12 months, were you arrested and booked for drunkenness or other liquor law violations?

BKDRUNK¹	Len : 2	ARRSTD & BOOKED FOR DRUNKENNESS PAST 12 MONTHS		
			Freq	Pct
		1 = Yes	321	0.58
		2 = No.....	1912	3.46
		3 = Yes LOGICALLY ASSIGNED	18	0.03
		85 = BAD DATA Logically assigned.....	7	0.01
		89 = LEGITIMATE SKIP Logically assigned.....	292	0.53
		94 = DON'T KNOW.....	1	0.00
		97 = REFUSED	100	0.18
		98 = BLANK (NO ANSWER).....	566	1.02
		99 = LEGITIMATE SKIP	52051	94.18

In the past 12 months, were you arrested and booked for possession of tobacco?

BKPOSTOB¹	Len : 2	ARRSTD & BOOKED FOR POSSES OF TOB PAST 12 MOS		
			Freq	Pct
		1 = Yes	36	0.07
		2 = No.....	469	0.85
		3 = Yes LOGICALLY ASSIGNED	1	0.00
		85 = BAD DATA Logically assigned.....	2	0.00
		89 = LEGITIMATE SKIP Logically assigned.....	28	0.05
		97 = REFUSED	22	0.04
		98 = BLANK (NO ANSWER).....	256	0.46
		99 = LEGITIMATE SKIP	54454	98.53

In the past 12 months, were you arrested and booked for possession, manufacture, or sale of drugs?

BKDRUG¹	Len : 2	ARRSTD & BOOKED FOR POSSES/SALE DRUGS PAST 12 MOS		
			Freq	Pct
		1 = Yes	356	0.64
		2 = No.....	1879	3.40
		3 = Yes LOGICALLY ASSIGNED	14	0.03
		85 = BAD DATA Logically assigned.....	7	0.01
		89 = LEGITIMATE SKIP Logically assigned.....	292	0.53
		97 = REFUSED	103	0.19
		98 = BLANK (NO ANSWER).....	566	1.02
		99 = LEGITIMATE SKIP	52051	94.18

SPECIAL TOPICS

NOTE: BKSEXNR was created from answers to the following questions:

In the past 12 months, were you arrested and booked for prostitution or commercialized sex?

In the past 12 months, were you arrested and booked for any other sexual offense, not including rape or prostitution?

BKSEXNR¹	Len : 2 ARRSTD & BOOKED SEX OFFENSE EXCL RAPE PST 12 MOS		
		Freq	Pct
	1 = Yes	30	0.05
	2 = No.....	2221	4.02
	85 = BAD DATA Logically assigned.....	7	0.01
	89 = LEGITIMATE SKIP Logically assigned.....	292	0.53
	94 = DON'T KNOW.....	1	0.00
	97 = REFUSED	100	0.18
	98 = BLANK (NO ANSWER).....	566	1.02
	99 = LEGITIMATE SKIP	52051	94.18

In the past 12 months, were you arrested and booked for fraud, possessing stolen goods, or vandalism?

BKFRAUD¹	Len : 2 ARRSTD & BOOKED FOR FRAUD/STOL GOODS PAST 12 MOS		
		Freq	Pct
	1 = Yes	125	0.23
	2 = No.....	2103	3.81
	3 = Yes LOGICALLY ASSIGNED	25	0.05
	85 = BAD DATA Logically assigned.....	6	0.01
	89 = LEGITIMATE SKIP Logically assigned.....	292	0.53
	97 = REFUSED	100	0.18
	98 = BLANK (NO ANSWER).....	566	1.02
	99 = LEGITIMATE SKIP	52051	94.18

NOTE: For the variable BKOTH, a code of 3 indicates that respondents did not originally answer "yes" to any of the questions about specific offenses for which they were arrested/booked in the past 12 months, including the question about "some other offense." However, these respondents subsequently specified a valid response for an offense in the past 12 months. A code of 5 in BKOTH indicates that respondents reported being arrested/booked at least once in the past 12 months but did not indicate at least one offense for which they were arrested in that period.

In the past 12 months, were you arrested and booked for some other offense besides these that have been named? Please do not include minor traffic violations.

BKOTH¹	Len : 2 ARRSTD & BOOKED FOR SOME OTHER OFF PAST 12 MOS		
		Freq	Pct
	1 = Yes	521	0.94
	2 = No.....	1469	2.66
	3 = Yes LOGICALLY ASSIGNED	127	0.23
	5 = Offense unknown.....	137	0.25
	85 = BAD DATA Logically assigned.....	5	0.01
	89 = LEGITIMATE SKIP Logically assigned.....	292	0.53
	94 = DON'T KNOW.....	2	0.00
	97 = REFUSED	98	0.18
	98 = BLANK (NO ANSWER).....	566	1.02
	99 = LEGITIMATE SKIP	52051	94.18

SPECIAL TOPICS

BKOTHOF2¹

Len : 2 OTHER OFFENSE PAST 12 MONTHS - SPECIFY

	Freq	Pct
2 = Larceny or theft.....	22	0.04
3 = Burglary or breaking and entering.....	3	0.01
4 = Serious violent offense.....	1	0.00
5 = Other assault, such as simple assault or battery.....	50	0.09
10 = Driving under the influence of alcohol or drugs.....	10	0.02
11 = Drunkenness or other liquor law violation.....	23	0.04
12 = Possession of tobacco.....	1	0.00
13 = Possession, manufacture, or sale of drugs.....	17	0.03
16 = Fraud, possessing stolen goods, vandalism.....	27	0.05
17 = Some other offense.....	7	0.01
18 = Weapons law violations.....	14	0.03
20 = Viol of court order/probation/parole, perjury.....	78	0.14
21 = Disorderly conduct.....	60	0.11
22 = Juvenile status offenses.....	4	0.01
23 = All oth offns: crimes agnst persons/prprty/society.....	12	0.02
24 = Traffic violations.....	74	0.13
25 = Bad checks.....	7	0.01
26 = Curfew/loitering/vagrancy violations.....	10	0.02
27 = Trespass of real property.....	32	0.06
28 = Runaway.....	6	0.01
29 = Family offenses, nonviolent.....	7	0.01
31 = Intimidation.....	8	0.01
36 = Possession of drug paraphernalia.....	8	0.01
38 = Evading/hindering/obstructing police.....	29	0.05
39 = False report/statement/alarm.....	7	0.01
45 = Child endangermnt/neglect/abandonmt; abuse unspcfd.....	3	0.01
46 = Theft of/nonpayment for services.....	4	0.01
47 = Harassment; intimidation not specified.....	5	0.01
85 = BAD DATA Logically assigned.....	39	0.07
94 = DON'T KNOW.....	7	0.01
97 = REFUSED.....	123	0.22
98 = BLANK (NO ANSWER).....	758	1.37
99 = LEGITIMATE SKIP.....	53812	97.37

Were you on probation at any time during the past 12 months?

PROBATON¹

Len : 2 ON PROBATION AT ANY TIME PAST 12 MONTHS

	Freq	Pct
1 = Yes.....	1839	3.33
2 = No.....	53250	96.35
94 = DON'T KNOW.....	111	0.20
97 = REFUSED.....	65	0.12
98 = BLANK (NO ANSWER).....	3	0.01

Were you on parole, supervised release, or other conditional release from prison at any time during the past 12 months?

PAROLREL¹

Len : 2 ON PAROLE/SUPRV RELEASE PAST 12 MONTHS

	Freq	Pct
1 = Yes.....	500	0.90
2 = No.....	54639	98.86
94 = DON'T KNOW.....	64	0.12
97 = REFUSED.....	62	0.11
98 = BLANK (NO ANSWER).....	3	0.01

SPECIAL TOPICS

NOTE: The variables DRVALDR, DRVAONLY, and DRVDONLY take into account data from the methamphetamine questions that were added to the Special Drugs module in 2005.

During the past 12 months, have you driven a vehicle while you were under the influence of a combination of alcohol and illegal drugs used together?

DRVALDR¹	Len : 2	DROVE UNDER INFLU OF ALC & ILL DRUGS PAST 12 MOS		
			Freq	Pct
		1 = Yes	1915	3.46
		2 = No.....	9306	16.84
		81 = NEVER USED ALCOHOL OR DRUGS Logically assigned	30	0.05
		85 = BAD DATA Logically assigned	4	0.01
		89 = LEGITIMATE SKIP Logically assigned.....	18	0.03
		91 = NEVER USED ALCOHOL OR DRUGS.....	14389	26.03
		94 = DON'T KNOW.....	5	0.01
		97 = REFUSED	15	0.03
		98 = BLANK (NO ANSWER).....	400	0.72
		99 = LEGITIMATE SKIP	29186	52.81

During the past 12 months, have you driven a vehicle while you were under the influence of alcohol/alcohol only?

DRVAONLY¹	Len : 2	DROVE UNDER INFLU OF ALC/ALC ONLY PST 12 MOS		
			Freq	Pct
		1 = Yes	5727	10.36
		2 = No.....	26999	48.85
		81 = NEVER USED ALCOHOL OR DRUGS Logically assigned	30	0.05
		85 = BAD DATA Logically assigned	2	0.00
		91 = NEVER USED ALCOHOL OR DRUGS.....	14389	26.03
		94 = DON'T KNOW.....	13	0.02
		97 = REFUSED	29	0.05
		98 = BLANK (NO ANSWER).....	354	0.64
		99 = LEGITIMATE SKIP	7725	13.98

During the past 12 months, have you driven a vehicle while you were under the influence of illegal drugs/ illegal drugs only?

DRVDONLY¹	Len : 2	DROVE UNDER INFLU OF DRUGS/DRUGS ONLY PST 12 MOS		
			Freq	Pct
		1 = Yes	2815	5.09
		2 = No.....	9974	18.05
		81 = NEVER USED ALCOHOL OR DRUGS Logically assigned	30	0.05
		85 = BAD DATA Logically assigned	7	0.01
		89 = LEGITIMATE SKIP Logically assigned.....	22	0.04
		91 = NEVER USED ALCOHOL OR DRUGS.....	14389	26.03
		94 = DON'T KNOW.....	16	0.03
		97 = REFUSED	20	0.04
		98 = BLANK (NO ANSWER).....	932	1.69
		99 = LEGITIMATE SKIP	27063	48.97

NOTE: DRVFLAG identifies those respondents (Rs) who were routed to the questions corresponding to DRVALDR or DRVDONLY (or both) solely because they reported use of methamphetamine (from MTHAREC), Adderall (from ADDEREC), Ambien (from AMBIREC), or hallucinogens (from KETAREC, TRYPREC, or SALVREC) in the past year in the SPECIAL DRUGS module. DRVFLAG was coded as 5 if the only indication of past year use came from MTHAREC through SALVREC and Rs reported past year use for more than one of these drugs. Rs for whom DRVFLAG had values of 1 through 5 were not counted in the creation of the RECODED SPECIAL TOPICS variables pertaining to substance use and driving, for consistency with how substance use and driving variables were created prior to the changes in logic that asked these questions of these additional noncore past year users.

DRVFLAG¹	Len : 2	ONLY PAST YEAR USER FROM NONCORE SPECIAL DRUGS		
			Freq	Pct
		1 = Only methamphet user from Special Drugs (see note)	12	0.02
		2 = Only past yr Adderall user (from ADDEREC)	117	0.21
		3 = Only past yr Ambien user (from AMBIREC)	90	0.16
		4 = Only past yr halluc from Special Drugs (see note).....	23	0.04
		5 = >1 pst yr drug from Special Drugs (see note).....	6	0.01
		98 = BLANK (NO ANSWER).....	55020	99.55

SPECIAL TOPICS

NOTE: MXMJPNLT is a renamed version of the variable MXMJPENL from prior years. In 2006 a new level (6 - No penalty) was added to the answer categories. Therefore, data from the previous variable MXMJPENL may not be comparable to data from the current variable MXMJPNLT.

What is the maximum legal penalty in [STATE FILL FROM FIPE4] for first offense possession of an ounce or less of marijuana for your own use?

MXMJPNLT ¹	Len : 2	MAX PENALTY FOR 1ST MJ POSS < OUNCE IN YOUR STATE	Freq	Pct
1 = A fine			11732	21.23
2 = Probation			7970	14.42
3 = Community service			3404	6.16
4 = Possible prison sentence			11864	21.47
5 = Mandatory prison sentence			2667	4.83
6 = No penalty			1640	2.97
85 = BAD DATA Logically assigned			24	0.04
94 = DON'T KNOW			15650	28.32
97 = REFUSED			314	0.57
98 = BLANK (NO ANSWER)			3	0.01

RECODED SPECIAL TOPICS

RECODED SPECIAL TOPICS

NOTE: The variables in this section are recoded variables that were created from one or more of the edited variables from the preceding section.

NOTE: Certain source variables that were used to create recoded variables have valid values that might not have been reported or assigned for the current survey year. However, these values have been included in the general specifications in the codebook on how the recoded variables were created. See additional details about this issue in the Organization of the Data File section of this codebook introduction.

DRIVALC2	Len : 1 DROVE VEHICLE WHILE UNDER INFLUENCE OF ALCOHOL		
	1 = Yes (DRVALDR=1 or DRVAONLY=1).....	Freq	Pct
	2 = No (DRVALDR=2,89,99 and DRVAONLY=2).....	6045	10.94
	3 = Unknown (Otherwise)	26387	47.74
	4 = Never/No Use (DRVALDR and DRVAONLY=81,89,91,99)	692	1.25
		22144	40.07

DRIVDRG2	Len : 1 DROVE VEHICLE UNDER INFLUENCE OF ILLICIT DRUGS		
	1 = Yes (DRVFLAG=98 & {DRVALDR=1 or DRVDONLY=1})	Freq	Pct
	2 = No (DRVFLAG<=5 or {DRVALDR=2,89,99 & DRVDONLY=2})	3340	6.04
	3 = Unknown (Otherwise)	9407	17.02
	4 = Never/No Use (DRVALDR and DRVDONLY=81,89,91,99)	1017	1.84
		41504	75.10

DRIVALD2	Len : 1 DROVE VEHICLE UNDER INFLUENCE OF ALC OR ILL DRUGS		
	1 = Yes (DRIVALC2=1 or DRIVDRG2=1)	Freq	Pct
	2 = No (Otherwise).....	7096	12.84
	3 = Unknown (DRIVALC2=3 or DRIVDRG2=3).....	26861	48.60
	4 = Never/No Use (DRIVALC2=4 and DRIVDRG2=4).....	1286	2.33
		20025	36.23

PAROL	Len : 1 PAROLE/SUPERVISED RELEASE STATUS IN THE PAST YEAR		
	. = Unknown Parole/Supervised Rel Status (Otherwise).....	Freq	Pct
	1 = On Parole/Supervised Release (PAROLREL=1)	129	0.23
	2 = Not on Parole/Supervised Release (PAROLREL=2)	500	0.90
		54639	98.86

PROB	Len : 1 PROBATION STATUS IN THE PAST YEAR		
	. = Unknown Probation Status (Otherwise)	Freq	Pct
	1 = On Probation (PROBATON=1)	179	0.32
	2 = Not on Probation (PROBATON=2).....	1839	3.33
		53250	96.35

MARIJUANA PURCHASES

MARIJUANA PURCHASES

The values in the section may be inconsistent with values from the core section(s). Items in this section were edited when respondents legitimately skipped out of these items based on prior answers in the core section(s). Otherwise, non-core items generally were not edited to make them consistent with core items, and core items were not edited to make them consistent with non-core items. This note applies to variables in this section marked by a¹.

Now think about the last time you used marijuana. How did you get this marijuana?

MMGETMJ¹ Len : 2 HOW DID YOU GET LAST MARIJUANA USED

	Freq	Pct
1 = You bought it	4584	8.29
2 = You traded something else for it.....	124	0.22
3 = You got it for free or shared someone else's	5338	9.66
4 = You grew it yourself	105	0.19
85 = BAD DATA Logically assigned.....	1	0.00
91 = NEVER USED MARIJUANA	32994	59.70
93 = DID NOT USE MARIJUANA IN THE PAST 12 MOS.....	11788	21.33
94 = DON'T KNOW.....	49	0.09
97 = REFUSED	111	0.20
98 = BLANK (NO ANSWER).....	174	0.31

How long has it been since you last bought any marijuana?

MMBTREC1¹ Len : 2 TIME SINCE YOU LAST BOUGHT MARIJUANA

	Freq	Pct
1 = Within past 30 days -- that is, since [DATEFILL]	2854	5.16
2 = More than 30 days ago, but within the past 12 mos.....	1302	2.36
3 = More than 12 months ago	410	0.74
91 = NEVER USED MARIJUANA	32994	59.70
93 = DID NOT USE MARIJUANA IN THE PAST 12 MOS.....	11788	21.33
94 = DON'T KNOW.....	5	0.01
97 = REFUSED	69	0.12
98 = BLANK (NO ANSWER).....	261	0.47
99 = LEGITIMATE SKIP	5585	10.11

During the past 12 months, that is, since [DATEFILL], did you buy any marijuana?

MMBTPYR¹ Len : 2 BOUGHT MARIJUANA PAST 12 MONTHS

	Freq	Pct
1 = Yes.....	1522	2.75
2 = No.....	4130	7.47
85 = BAD DATA Logically assigned.....	1	0.00
91 = NEVER USED MARIJUANA	32994	59.70
93 = DID NOT USE MARIJUANA IN THE PAST 12 MOS.....	11788	21.33
94 = DON'T KNOW.....	10	0.02
97 = REFUSED	65	0.12
98 = BLANK (NO ANSWER).....	174	0.31
99 = LEGITIMATE SKIP	4584	8.29

How long has it been since you last bought any marijuana?

MMBTREC2¹ Len : 2 TIME SINCE YOU LAST BOUGHT MARIJUANA

	Freq	Pct
1 = Within past 30 days -- that is, since [DATEFILL]	584	1.06
2 = More than 30 days ago, but within the past 12 mos.....	928	1.68
91 = NEVER USED MARIJUANA	32994	59.70
93 = DID NOT USE MARIJUANA IN THE PAST 12 MOS.....	11788	21.33
94 = DON'T KNOW.....	2	0.00
97 = REFUSED	64	0.12
98 = BLANK (NO ANSWER).....	194	0.35
99 = LEGITIMATE SKIP	8714	15.77

MARIJUANA PURCHASES

During the past 30 days, that is, since [DATEFILL], on how many days did you buy marijuana?

MMBT30DY¹	Len : 2 # DAYS BOUGHT MARIJUANA PAST 30 DAYS		
	RANGE = 1 - 30.....	Freq	Pct
	91 = NEVER USED MARIJUANA	3392	6.14
	93 = DID NOT USE MARIJUANA IN THE PAST 12 MOS.....	32994	59.70
	94 = DON'T KNOW.....	11788	21.33
	97 = REFUSED	35	0.06
	98 = BLANK (NO ANSWER).....	80	0.14
	99 = LEGITIMATE SKIP	209	0.38
		6770	12.25

Think about the last time you bought marijuana. Did you buy marijuana that had already been rolled into joints or did you buy the marijuana in loose form?

MMJNTLOO¹	Len : 2 LAST MARIJUANA BOUGHT IN JOINTS OR LOOSE		
	1 = You bought joints.....	Freq	Pct
	2 = You bought the marijuana in loose form.....	206	0.37
	91 = NEVER USED MARIJUANA	5864	10.61
	93 = DID NOT USE MARIJUANA IN THE PAST 12 MOS.....	32994	59.70
	94 = DON'T KNOW.....	11788	21.33
	97 = REFUSED	5	0.01
	98 = BLANK (NO ANSWER).....	82	0.15
	99 = LEGITIMATE SKIP	272	0.49
		4057	7.34

How many joints did you buy the last time you bought marijuana?

MMJNTNUM¹	Len : 3 # MARIJUANA JOINTS BOUGHT LAST TIME		
	RANGE = 1 - 420.....	Freq	Pct
	991 = NEVER USED MARIJUANA	204	0.37
	993 = DID NOT USE MARIJUANA IN THE PAST 12 MOS.....	32994	59.70
	994 = DON'T KNOW.....	11788	21.33
	997 = REFUSED	2	0.00
	998 = BLANK (NO ANSWER).....	82	0.15
	999 = LEGITIMATE SKIP	277	0.50
		9921	17.95

How much did you pay for the joints/joint you bought this last time?

MMJNPCTB¹	Len : 2 AMOUNT PAID FOR LAST MARIJUANA JOINTS BOUGHT		
	1 = Less than \$5.00.....	Freq	Pct
	2 = \$5.00 to \$10.99.....	68	0.12
	3 = \$11.00 to \$20.99.....	80	0.14
	4 = \$21.00 to \$50.99.....	36	0.07
	5 = \$51.00 to \$100.99.....	7	0.01
	6 = \$101.00 to \$150.99.....	2	0.00
	7 = \$151.00 to \$200.99.....	2	0.00
	8 = \$201.00 to \$250.99.....	3	0.01
	12 = More than \$1000.99.....	2	0.00
	91 = NEVER USED MARIJUANA	2	0.00
	93 = DID NOT USE MARIJUANA IN THE PAST 12 MOS.....	32994	59.70
	94 = DON'T KNOW.....	11788	21.33
	97 = REFUSED	4	0.01
	98 = BLANK (NO ANSWER).....	82	0.15
	99 = LEGITIMATE SKIP	277	0.50
		9921	17.95

MARIJUANA PURCHASES

More specifically, which of these categories includes the price you paid for the joint/joints you bought this last time?

MMJNPCAT ¹	Len : 3 PRICE CATEGORY OF LAST MARIJUANA JOINTS BOUGHT	Freq	Pct
	1 = Less than \$5.00	68	0.12
	2 = \$5.00 to \$10.99.....	80	0.14
	3 = \$11.00 to \$20.99.....	36	0.07
	41 = \$21.00 to \$30.99.....	4	0.01
	42 = \$31.00 to \$40.99.....	2	0.00
	43 = \$41.00 to \$50.99.....	1	0.00
	52 = \$61.00 to \$70.99.....	1	0.00
	55 = \$91.00 to \$100.99.....	1	0.00
	61 = \$101.00 to \$110.99.....	1	0.00
	63 = \$121.00 to \$130.99.....	1	0.00
	70 = \$151.00 to \$200.99.....	3	0.01
	80 = \$201.00 to \$250.99.....	2	0.00
	121 = More than \$1000.99.....	2	0.00
	991 = NEVER USED MARIJUANA	32994	59.70
	993 = DID NOT USE MARIJUANA IN THE PAST 12 MOS.....	11788	21.33
	994 = DON'T KNOW.....	4	0.01
	997 = REFUSED	82	0.15
	998 = BLANK (NO ANSWER).....	277	0.50
	999 = LEGITIMATE SKIP	9921	17.95

Now we want to know how much marijuana you bought the last time you bought marijuana.

Do you want to give your answer in grams, ounces, or pounds?

MMLSUNIT ¹	Len : 2 AMT OF MARIJUANA BOUGHT LAST TIME: GRMS,OZ,LBS	Freq	Pct
	1 = Grams.....	4594	8.31
	2 = Ounces	1072	1.94
	3 = Pounds	63	0.11
	91 = NEVER USED MARIJUANA	32994	59.70
	93 = DID NOT USE MARIJUANA IN THE PAST 12 MOS.....	11788	21.33
	94 = DON'T KNOW.....	64	0.12
	97 = REFUSED	153	0.28
	98 = BLANK (NO ANSWER).....	277	0.50
	99 = LEGITIMATE SKIP	4263	7.71

The last time you bought marijuana, how many grams did you buy?

MMLSGMS ¹	Len : 2 AMT OF MARIJUANA BOUGHT LAST TIME - GRAMS	Freq	Pct
	1 = At least 1 but less than 5 grams	3205	5.80
	2 = At least 5 but less than 10 grams	1068	1.93
	3 = 10 grams or more	288	0.52
	91 = NEVER USED MARIJUANA	32994	59.70
	93 = DID NOT USE MARIJUANA IN THE PAST 12 MOS.....	11788	21.33
	94 = DON'T KNOW.....	27	0.05
	97 = REFUSED	159	0.29
	98 = BLANK (NO ANSWER).....	341	0.62
	99 = LEGITIMATE SKIP	5398	9.77

How many grams of marijuana did you buy?

MMLS10GM ¹	Len : 3 AMT OF MARIJUANA BOUGHT LAST TIME - OVER 10 GRAMS	Freq	Pct
	RANGE = 10 - 85.....	284	0.51
	991 = NEVER USED MARIJUANA	32994	59.70
	993 = DID NOT USE MARIJUANA IN THE PAST 12 MOS.....	11788	21.33
	994 = DON'T KNOW.....	2	0.00
	997 = REFUSED	161	0.29
	998 = BLANK (NO ANSWER).....	368	0.67
	999 = LEGITIMATE SKIP	9671	17.50

MARIJUANA PURCHASES

The last time you bought marijuana, how many ounces did you buy?

MMLSOZS ¹ Len : 2 AMT OF MARIJUANA BOUGHT LAST TIME - OUNCES		Freq	Pct
1 = At least 1/8, but less than 1/4 of an ounce.....		283	0.51
2 = At least 1/4 but less than 1/3 of an ounce.....		148	0.27
3 = At least 1/3 but less than 1/2 of an ounce.....		63	0.11
4 = At least 1/2 but less than 1 ounce.....		229	0.41
5 = At least 1 but less than 5 ounces.....		283	0.51
6 = At least 5 but less than 10 ounces.....		35	0.06
7 = At least 10 but less than 16 ounces.....		13	0.02
91 = NEVER USED MARIJUANA.....		32994	59.70
93 = DID NOT USE MARIJUANA IN THE PAST 12 MOS.....		11788	21.33
94 = DON'T KNOW.....		12	0.02
97 = REFUSED.....		159	0.29
98 = BLANK (NO ANSWER).....		341	0.62
99 = LEGITIMATE SKIP.....		8920	16.14

The last time you bought marijuana, how many pounds did you buy?

MMLSLBS ¹ Len : 2 AMT OF MARIJUANA BOUGHT LAST TIME - POUNDS		Freq	Pct
1 = At least 1 but less than 2 pounds.....		26	0.05
2 = At least 2 but less than 3 pounds.....		9	0.02
3 = At least 3 but less than 4 pounds.....		3	0.01
4 = At least 4 but less than 5 pounds.....		3	0.01
5 = 5 or more pounds.....		22	0.04
91 = NEVER USED MARIJUANA.....		32994	59.70
93 = DID NOT USE MARIJUANA IN THE PAST 12 MOS.....		11788	21.33
97 = REFUSED.....		153	0.28
98 = BLANK (NO ANSWER).....		341	0.62
99 = LEGITIMATE SKIP.....		9929	17.97

How many pounds of marijuana did you buy?

MMLS5LBS ¹ Len : 3 AMT OF MARIJUANA BOUGHT LAST TIME - OVER 5 POUNDS		Freq	Pct
RANGE = 5 - 99.....		22	0.04
991 = NEVER USED MARIJUANA.....		32994	59.70
993 = DID NOT USE MARIJUANA IN THE PAST 12 MOS.....		11788	21.33
997 = REFUSED.....		153	0.28
998 = BLANK (NO ANSWER).....		341	0.62
999 = LEGITIMATE SKIP.....		9970	18.04

How much did you pay for the marijuana you bought this last time?

MMLSPCTB ¹ Len : 2 AMOUNT PAID FOR MARIJUANA BOUGHT LAST TIME		Freq	Pct
1 = Less than \$5.00.....		244	0.44
2 = \$5.00 to \$10.99.....		1205	2.18
3 = \$11.00 to \$20.99.....		1430	2.59
4 = \$21.00 to \$50.99.....		1596	2.89
5 = \$51.00 to \$100.99.....		734	1.33
6 = \$101.00 to \$150.99.....		211	0.38
7 = \$151.00 to \$200.99.....		91	0.16
8 = \$201.00 to \$250.99.....		58	0.10
9 = \$251.00 to \$300.99.....		52	0.09
10 = \$301.00 to \$500.99.....		74	0.13
11 = \$501.00 to \$1000.99.....		33	0.06
12 = More than \$1000.99.....		39	0.07
91 = NEVER USED MARIJUANA.....		32994	59.70
93 = DID NOT USE MARIJUANA IN THE PAST 12 MOS.....		11788	21.33
94 = DON'T KNOW.....		27	0.05
97 = REFUSED.....		152	0.28
98 = BLANK (NO ANSWER).....		277	0.50
99 = LEGITIMATE SKIP.....		4263	7.71

MARIJUANA PURCHASES

More specifically, which of these categories includes the price you paid for the marijuana you bought this last time?

MMLSPCAT ¹	Len : 3 PRICE CATEGORY OF LAST LOOSE MARIJUANA BOUGHT	Freq	Pct
	1 = Less than \$5.00	244	0.44
	2 = \$5.00 to \$10.99.....	1205	2.18
	3 = \$11.00 to \$20.99.....	1430	2.59
	40 = \$21.00 to \$50.99 (No further detail).....	3	0.01
	41 = \$21.00 to \$30.99.....	664	1.20
	42 = \$31.00 to \$40.99.....	437	0.79
	43 = \$41.00 to \$50.99.....	492	0.89
	51 = \$51.00 to \$60.99.....	408	0.74
	52 = \$61.00 to \$70.99.....	74	0.13
	53 = \$71.00 to \$80.99.....	79	0.14
	54 = \$81.00 to \$90.99.....	53	0.10
	55 = \$91.00 to \$100.99.....	120	0.22
	61 = \$101.00 to \$110.99.....	77	0.14
	62 = \$111.00 to \$120.99.....	66	0.12
	63 = \$121.00 to \$130.99.....	25	0.05
	64 = \$131.00 to \$140.99.....	13	0.02
	65 = \$141.00 to \$150.99.....	30	0.05
	70 = \$151.00 to \$200.99.....	91	0.16
	80 = \$201.00 to \$250.99.....	58	0.10
	90 = \$251.00 to \$300.99.....	52	0.09
	101 = \$301.00 to \$350.99.....	34	0.06
	102 = \$351.00 to \$400.99.....	20	0.04
	103 = \$401.00 to \$450.99.....	13	0.02
	104 = \$451.00 to \$500.99.....	7	0.01
	110 = \$501.00 to \$1000.99 (No further detail).....	1	0.00
	111 = \$501.00 to \$550.99.....	8	0.01
	112 = \$551.00 to \$600.99.....	4	0.01
	113 = \$601.00 to \$650.99.....	4	0.01
	115 = \$701.00 to \$750.99.....	1	0.00
	116 = \$751.00 to \$800.99.....	3	0.01
	117 = \$801.00 to \$850.99.....	2	0.00
	118 = \$851.00 to \$900.99.....	2	0.00
	119 = \$901.00 to \$950.99.....	1	0.00
	120 = \$951.00 to \$1000.99.....	7	0.01
	121 = More than \$1000.99.....	39	0.07
	991 = NEVER USED MARIJUANA.....	32994	59.70
	993 = DID NOT USE MARIJUANA IN THE PAST 12 MOS.....	11788	21.33
	994 = DON'T KNOW.....	27	0.05
	997 = REFUSED.....	152	0.28
	998 = BLANK (NO ANSWER).....	277	0.50
	999 = LEGITIMATE SKIP.....	4263	7.71

The last time you bought marijuana, who did you buy it from?

MMBUYWHO ¹	Len : 2 WHO SOLD YOU LAST MARIJUANA BOUGHT	Freq	Pct
	1 = A friend	4615	8.35
	2 = A relative or family member	272	0.49
	3 = Someone I had just met or didn't know well	956	1.73
	91 = NEVER USED MARIJUANA.....	32994	59.70
	93 = DID NOT USE MARIJUANA IN THE PAST 12 MOS.....	11788	21.33
	94 = DON'T KNOW.....	44	0.08
	97 = REFUSED.....	270	0.49
	98 = BLANK (NO ANSWER).....	272	0.49
	99 = LEGITIMATE SKIP.....	4057	7.34

MARIJUANA PURCHASES

The last time you bought marijuana, where were you when you bought it?

MMBPLACE¹ Len : 2 WHERE YOU WERE LAST TIME BOUGHT MARIJUANA

	Freq	Pct
1 = Inside a public bldg, such as a store, restaurant.....	289	0.52
2 = Inside a school building.....	105	0.19
3 = Outside on school property	101	0.18
4 = Inside a home, apartment, or dorm	3031	5.48
5 = Outside in a public area, such as a parking lot	1294	2.34
6 = Some other place.....	506	0.92
11 = Inside a public building LOGICALLY ASSIGNED	65	0.12
14 = Inside a home, apartment, or dorm LOG ASSN	210	0.38
15 = Outside in a public area LOGICALLY ASSIGNED.....	250	0.45
91 = NEVER USED MARIJUANA	32994	59.70
93 = DID NOT USE MARIJUANA IN THE PAST 12 MOS.....	11788	21.33
94 = DON'T KNOW.....	48	0.09
97 = REFUSED	258	0.47
98 = BLANK (NO ANSWER).....	272	0.49
99 = LEGITIMATE SKIP	4057	7.34

MMBPLOS2¹ Len : 2 OTHER PLACE BOUGHT MJ THE LAST TIME

	Freq	Pct
1 = Inside a public bldg (eg store/restaurant/arena)	65	0.12
4 = Inside a home, apartment, or dorm	210	0.38
5 = Outside in public area (eg parkng lot/street/park)	250	0.45
6 = Some other place.....	3	0.01
7 = At respondent's workplace	10	0.02
8 = At a party, location not specified	4	0.01
9 = From friend(s)/family; no other information.....	14	0.03
10 = In respondent's car/motor vhcle;location not spfd.....	5	0.01
11 = In someone else's car/mtr vhcle;location not spfd	6	0.01
12 = In a car/motor vehicle; owner or location unspcfd.....	50	0.09
14 = Outside on private property (home, yard, apt)	44	0.08
15 = Medical marijuana dispensary/club	43	0.08
16 = In a private/designtd locatn/place; otherwise unspd	9	0.02
19 = Restroom/bathroom, location unspecified	3	0.01
21 = In/on a bus/train/plane/pub transport.....	7	0.01
22 = At concert/festival/sports event; location unspec.....	3	0.01
23 = A building; otherwise unspecified	10	0.02
24 = Individual/person; otherwise unspecified	9	0.02
70 = Specific city/state/country or vacation	70	0.13
85 = BAD DATA Logically assigned	50	0.09
91 = NEVER USED MARIJUANA	32994	59.70
93 = DID NOT USE MARIJUANA IN THE PAST 12 MOS.....	11788	21.33
94 = DON'T KNOW.....	44	0.08
97 = REFUSED	379	0.69
98 = BLANK (NO ANSWER).....	321	0.58
99 = LEGITIMATE SKIP	8877	16.06

The last time you bought marijuana were you at work at your job or business?

MMBATJOB¹ Len : 2 AT JOB OR BUSINESS LAST TIME BOUGHT MARIJUANA

	Freq	Pct
1 = Yes.....	144	0.26
2 = No.....	4703	8.51
3 = Do not work at a job or business.....	954	1.73
91 = NEVER USED MARIJUANA	32994	59.70
93 = DID NOT USE MARIJUANA IN THE PAST 12 MOS.....	11788	21.33
94 = DON'T KNOW.....	24	0.04
97 = REFUSED	140	0.25
98 = BLANK (NO ANSWER).....	272	0.49
99 = LEGITIMATE SKIP	4249	7.69

MARIJUANA PURCHASES

The last time you bought marijuana, where did you buy it?

MMBCLOSE ¹	Len : 2 HOW NEAR YOU WHEN BOUGHT MARIJUANA LAST TIME	Freq	Pct
	1 = Near where you are now living	2443	4.42
	2 = Somewhere else	3469	6.28
	91 = NEVER USED MARIJUANA	32994	59.70
	93 = DID NOT USE MARIJUANA IN THE PAST 12 MOS	11788	21.33
	94 = DON'T KNOW	26	0.05
	97 = REFUSED	219	0.40
	98 = BLANK (NO ANSWER)	272	0.49
	99 = LEGITIMATE SKIP	4057	7.34

Did you sell any of the marijuana you bought this last time?

MMBSELL ¹	Len : 2 SELL ANY MARIJUANA BOUGHT LAST TIME	Freq	Pct
	1 = Yes	450	0.81
	2 = No	5565	10.07
	91 = NEVER USED MARIJUANA	32994	59.70
	93 = DID NOT USE MARIJUANA IN THE PAST 12 MOS	11788	21.33
	94 = DON'T KNOW	10	0.02
	97 = REFUSED	132	0.24
	98 = BLANK (NO ANSWER)	272	0.49
	99 = LEGITIMATE SKIP	4057	7.34

Did you give away or share any of the marijuana you bought this last time?

MMBGIVE ¹	Len : 2 GIVE AWAY/SHARE MARIJUANA BOUGHT LAST TIME	Freq	Pct
	1 = Yes	3868	7.00
	2 = No	2158	3.90
	91 = NEVER USED MARIJUANA	32994	59.70
	93 = DID NOT USE MARIJUANA IN THE PAST 12 MOS	11788	21.33
	94 = DON'T KNOW	10	0.02
	97 = REFUSED	121	0.22
	98 = BLANK (NO ANSWER)	272	0.49
	99 = LEGITIMATE SKIP	4057	7.34

During the past 12 months, that is, since [DATEFILL], did you trade something for marijuana?

MMTRADE ¹	Len : 2 TRADED SOMETHING FOR MARIJUANA PAST 12 MOS	Freq	Pct
	1 = Yes	72	0.13
	2 = No	3992	7.22
	85 = BAD DATA Logically assigned	1	0.00
	91 = NEVER USED MARIJUANA	32994	59.70
	93 = DID NOT USE MARIJUANA IN THE PAST 12 MOS	11788	21.33
	94 = DON'T KNOW	1	0.00
	97 = REFUSED	56	0.10
	98 = BLANK (NO ANSWER)	193	0.35
	99 = LEGITIMATE SKIP	6171	11.17

During the past 30 days, that is, since [DATEFILL], did you trade something for marijuana?

MMTRD30D ¹	Len : 2 TRADED SOMETHING FOR MARIJUANA PAST 30 DAYS	Freq	Pct
	1 = Yes	30	0.05
	2 = No	41	0.07
	91 = NEVER USED MARIJUANA	32994	59.70
	93 = DID NOT USE MARIJUANA IN THE PAST 12 MOS	11788	21.33
	97 = REFUSED	57	0.10
	98 = BLANK (NO ANSWER)	267	0.48
	99 = LEGITIMATE SKIP	10091	18.26

MARIJUANA PURCHASES

How long has it been since you last traded something for marijuana?

MMTRDREC¹	Len : 2	TIME SINCE LAST TRADED SOMETHING FOR MARIJUANA		
			Freq	Pct
		1 = Within past 30 days -- that is, since [DATEFILL]	11	0.02
		2 = More than 30 days ago, but within the past 12 mos.....	34	0.06
		3 = More than 12 months ago.....	18	0.03
		91 = NEVER USED MARIJUANA	32994	59.70
		93 = DID NOT USE MARIJUANA IN THE PAST 12 MOS.....	11788	21.33
		97 = REFUSED	58	0.10
		98 = BLANK (NO ANSWER).....	268	0.48
		99 = LEGITIMATE SKIP	10097	18.27

During the past 30 days, that is, since [DATEFILL], on how many days did you trade something for marijuana?

MMT30FRQ¹	Len : 2	# DAYS TRADED FOR MARIJUANA PAST 30 DAYS		
			Freq	Pct
		RANGE = 1 - 30.....	41	0.07
		91 = NEVER USED MARIJUANA	32994	59.70
		93 = DID NOT USE MARIJUANA IN THE PAST 12 MOS.....	11788	21.33
		97 = REFUSED	56	0.10
		98 = BLANK (NO ANSWER).....	270	0.49
		99 = LEGITIMATE SKIP	10119	18.31

Think about the last time you traded something for marijuana. Did you get marijuana that had already been rolled into joints or did you get the marijuana in loose form?

MMTJNTLS¹	Len : 2	LAST MARIJUANA TRADED FOR IN JOINTS OR LOOSE		
			Freq	Pct
		1 = You got joints.....	15	0.03
		2 = You got the marijuana in loose form.....	102	0.18
		91 = NEVER USED MARIJUANA	32994	59.70
		93 = DID NOT USE MARIJUANA IN THE PAST 12 MOS.....	11788	21.33
		97 = REFUSED	56	0.10
		98 = BLANK (NO ANSWER).....	269	0.49
		99 = LEGITIMATE SKIP	10044	18.17

How many joints did you get the last time you traded something for marijuana?

MMTJNTNM¹	Len : 3	# MARIJUANA JOINTS TRADED FOR LAST TIME		
			Freq	Pct
		RANGE = 1 - 400.....	15	0.03
		991 = NEVER USED MARIJUANA	32994	59.70
		993 = DID NOT USE MARIJUANA IN THE PAST 12 MOS.....	11788	21.33
		997 = REFUSED	56	0.10
		998 = BLANK (NO ANSWER).....	269	0.49
		999 = LEGITIMATE SKIP	10146	18.36

How much do you think the marijuana in these joints/this joint was worth?

MMTJWRCB¹	Len : 2	AMOUNT WORTH LAST MARIJUANA JOINTS TRADED FOR		
			Freq	Pct
		1 = Less than \$5.00	5	0.01
		2 = \$5.00 to \$10.99.....	8	0.01
		3 = \$11.00 to \$20.99.....	2	0.00
		91 = NEVER USED MARIJUANA	32994	59.70
		93 = DID NOT USE MARIJUANA IN THE PAST 12 MOS.....	11788	21.33
		97 = REFUSED	56	0.10
		98 = BLANK (NO ANSWER).....	269	0.49
		99 = LEGITIMATE SKIP	10146	18.36

MARIJUANA PURCHASES

More specifically, which of these categories includes the price you think the marijuana in these joints/this joint was worth?

MMTJWRTH¹ Len : 3 PRICE CATEGORY OF LAST MARIJUANA JOINTS TRADED FOR

	Freq	Pct
1 = Less than \$5.00	5	0.01
2 = \$5.00 to \$10.99.....	8	0.01
3 = \$11.00 to \$20.99.....	2	0.00
91 = NEVER USED MARIJUANA	32994	59.70
93 = DID NOT USE MARIJUANA IN THE PAST 12 MOS.....	11788	21.33
997 = REFUSED	56	0.10
998 = BLANK (NO ANSWER).....	269	0.49
999 = LEGITIMATE SKIP	10146	18.36

Now we want to know how much marijuana you got the last time you traded something for marijuana.

Do you want to give your answer in grams, ounces, or pounds?

MMTLUNIT¹ Len : 2 AMT OF MARIJUANA TRADED FOR LAST TIME: GRMS,OZ,LBS

	Freq	Pct
1 = Grams.....	65	0.12
2 = Ounces	30	0.05
3 = Pounds	4	0.01
91 = NEVER USED MARIJUANA	32994	59.70
93 = DID NOT USE MARIJUANA IN THE PAST 12 MOS.....	11788	21.33
94 = DON'T KNOW.....	2	0.00
97 = REFUSED	57	0.10
98 = BLANK (NO ANSWER).....	269	0.49
99 = LEGITIMATE SKIP	10059	18.20

The last time you traded something for marijuana, how many grams did you get?

MMTLGMS¹ Len : 2 AMT OF MARIJUANA TRADED FOR LAST TIME - GRAMS

	Freq	Pct
1 = At least 1 but less than 5 grams	47	0.09
2 = At least 5 but less than 10 grams.....	13	0.02
3 = 10 grams or more	3	0.01
91 = NEVER USED MARIJUANA	32994	59.70
93 = DID NOT USE MARIJUANA IN THE PAST 12 MOS.....	11788	21.33
94 = DON'T KNOW.....	1	0.00
97 = REFUSED	58	0.10
98 = BLANK (NO ANSWER).....	271	0.49
99 = LEGITIMATE SKIP	10093	18.26

The last time you traded something for marijuana, how many ounces did you get?

MMTLOZS¹ Len : 2 AMT OF MARIJUANA TRADED FOR LAST TIME - OUNCES

	Freq	Pct
1 = At least 1/8, but less than 1/4 of an ounce.....	4	0.01
2 = At least 1/4 but less than 1/3 of an ounce.....	13	0.02
3 = At least 1/3 but less than 1/2 of an ounce.....	1	0.00
4 = At least 1/2 but less than 1 ounce	3	0.01
5 = At least 1 but less than 5 ounces	8	0.01
7 = At least 10 but less than 16 ounces	1	0.00
91 = NEVER USED MARIJUANA	32994	59.70
93 = DID NOT USE MARIJUANA IN THE PAST 12 MOS.....	11788	21.33
97 = REFUSED	57	0.10
98 = BLANK (NO ANSWER).....	271	0.49
99 = LEGITIMATE SKIP	10128	18.33

MARIJUANA PURCHASES

How much do you think the marijuana you got this last time was worth?

MMTLWRCB¹ Len : 2 AMOUNT THE LAST MARIJUANA TRADED FOR WAS WORTH

	Freq	Pct
1 = Less than \$5.00	8	0.01
2 = \$5.00 to \$10.99.....	25	0.05
3 = \$11.00 to \$20.99.....	19	0.03
4 = \$21.00 to \$50.99.....	23	0.04
5 = \$51.00 to \$100.99.....	8	0.01
6 = \$101.00 to \$150.99.....	2	0.00
7 = \$151.00 to \$200.99.....	1	0.00
8 = \$201.00 to \$250.99.....	5	0.01
9 = \$251.00 to \$300.99.....	1	0.00
10 = \$301.00 to \$500.99.....	3	0.01
12 = More than \$1000.99.....	4	0.01
91 = NEVER USED MARIJUANA	32994	59.70
93 = DID NOT USE MARIJUANA IN THE PAST 12 MOS.....	11788	21.33
94 = DON'T KNOW.....	1	0.00
97 = REFUSED	58	0.10
98 = BLANK (NO ANSWER).....	269	0.49
99 = LEGITIMATE SKIP	10059	18.20

More specifically, which of these categories includes the price you think the marijuana you got this last time was worth?

MMTLWRTH¹ Len : 3 PRICE CATEGORY OF LAST LOOSE MARIJUANA TRADED FOR

	Freq	Pct
1 = Less than \$5.00	8	0.01
2 = \$5.00 to \$10.99.....	25	0.05
3 = \$11.00 to \$20.99.....	19	0.03
41 = \$21.00 to \$30.99.....	13	0.02
42 = \$31.00 to \$40.99.....	2	0.00
43 = \$41.00 to \$50.99.....	8	0.01
51 = \$51.00 to \$60.99.....	6	0.01
52 = \$61.00 to \$70.99.....	2	0.00
63 = \$121.00 to \$130.99.....	1	0.00
64 = \$131.00 to \$140.99.....	1	0.00
70 = \$151.00 to \$200.99.....	1	0.00
80 = \$201.00 to \$250.99.....	5	0.01
90 = \$251.00 to \$300.99.....	1	0.00
101 = \$301.00 to \$350.99.....	1	0.00
102 = \$351.00 to \$400.99.....	1	0.00
104 = \$451.00 to \$500.99.....	1	0.00
121 = More than \$1000.99.....	4	0.01
991 = NEVER USED MARIJUANA	32994	59.70
993 = DID NOT USE MARIJUANA IN THE PAST 12 MOS.....	11788	21.33
994 = DON'T KNOW.....	1	0.00
997 = REFUSED	58	0.10
998 = BLANK (NO ANSWER).....	269	0.49
999 = LEGITIMATE SKIP	10059	18.20

The last time you traded something for marijuana, who did you get it from?

MMTRDWHO¹ Len : 2 WHO GAVE YOU LAST MARIJUANA TRADED FOR

	Freq	Pct
1 = A friend	91	0.16
2 = A relative or family member	20	0.04
3 = Someone I had just met or didn't know well	23	0.04
91 = NEVER USED MARIJUANA	32994	59.70
93 = DID NOT USE MARIJUANA IN THE PAST 12 MOS.....	11788	21.33
97 = REFUSED	59	0.11
98 = BLANK (NO ANSWER).....	267	0.48
99 = LEGITIMATE SKIP	10026	18.14

MARIJUANA PURCHASES

The last time you traded something for marijuana, where were you when you got it?

MMTPLACE¹ Len : 2 WHERE YOU WERE LAST TIME TRADED FOR MARIJUANA

	Freq	Pct
1 = Inside a public bldg, such as a store, restaurant.....	12	0.02
2 = Inside a school building.....	16	0.03
3 = Outside on school property	4	0.01
4 = Inside a home, apartment, or dorm	51	0.09
5 = Outside in a public area, such as a parking lot	22	0.04
6 = Some other place.....	13	0.02
11 = Inside a public building LOGICALLY ASSIGNED	3	0.01
14 = Inside a home, apartment, or dorm LOG ASSN	8	0.01
15 = Outside in a public area LOGICALLY ASSIGNED.....	4	0.01
91 = NEVER USED MARIJUANA	32994	59.70
93 = DID NOT USE MARIJUANA IN THE PAST 12 MOS.....	11788	21.33
97 = REFUSED	60	0.11
98 = BLANK (NO ANSWER).....	267	0.48
99 = LEGITIMATE SKIP	10026	18.14

MMTPLOS2¹ Len : 2 OTHER PLACE TRADED FOR MJ THE LAST TIME

	Freq	Pct
1 = Inside a public bldg (eg store/restaurant/arena)	3	0.01
4 = Inside a home, apartment, or dorm	8	0.01
5 = Outside in public area (eg parkng lot/street/park).....	4	0.01
6 = Some other place.....	3	0.01
70 = Specific city/state/country or vacation	2	0.00
85 = BAD DATA Logically assigned	5	0.01
91 = NEVER USED MARIJUANA	32994	59.70
93 = DID NOT USE MARIJUANA IN THE PAST 12 MOS.....	11788	21.33
94 = DON'T KNOW.....	1	0.00
97 = REFUSED	62	0.11
98 = BLANK (NO ANSWER).....	267	0.48
99 = LEGITIMATE SKIP	10131	18.33

The last time you traded something for marijuana, where did you get it?

MMTCLOSE¹ Len : 2 HOW NEAR YOU WHEN TRADED FOR MARIJUANA LAST TIME

	Freq	Pct
1 = Near where you are now living.....	48	0.09
2 = Somewhere else.....	85	0.15
91 = NEVER USED MARIJUANA	32994	59.70
93 = DID NOT USE MARIJUANA IN THE PAST 12 MOS.....	11788	21.33
97 = REFUSED	60	0.11
98 = BLANK (NO ANSWER).....	267	0.48
99 = LEGITIMATE SKIP	10026	18.14

The last time you traded something for marijuana, did you keep it all for yourself?

MMTKEEP¹ Len : 2 KEEP ALL OF LAST MARIJUANA TRADED FOR

	Freq	Pct
1 = Yes.....	48	0.09
2 = No.....	86	0.16
91 = NEVER USED MARIJUANA	32994	59.70
93 = DID NOT USE MARIJUANA IN THE PAST 12 MOS.....	11788	21.33
97 = REFUSED	59	0.11
98 = BLANK (NO ANSWER).....	267	0.48
99 = LEGITIMATE SKIP	10026	18.14

Did you sell any of the marijuana you got this last time?

MMTSELL¹ Len : 2 SELL ANY MARIJUANA YOU TRADED FOR LAST TIME

	Freq	Pct
1 = Yes.....	10	0.02
2 = No.....	76	0.14
91 = NEVER USED MARIJUANA	32994	59.70
93 = DID NOT USE MARIJUANA IN THE PAST 12 MOS.....	11788	21.33
97 = REFUSED	59	0.11
98 = BLANK (NO ANSWER).....	267	0.48
99 = LEGITIMATE SKIP	10074	18.23

MARIJUANA PURCHASES

Did you give away any of the marijuana you got this last time?

MMTGIVE¹	Len : 2 GIVE AWAY ANY MARIJUANA YOU TRADED FOR LAST TIME		
		Freq	Pct
	1 = Yes	41	0.07
	2 = No.....	45	0.08
	91 = NEVER USED MARIJUANA	32994	59.70
	93 = DID NOT USE MARIJUANA IN THE PAST 12 MOS.....	11788	21.33
	97 = REFUSED	59	0.11
	98 = BLANK (NO ANSWER).....	267	0.48
	99 = LEGITIMATE SKIP	10074	18.23

The last time you grew marijuana, did you keep it all for yourself?

MMGKEEP¹	Len : 2 KEEP ALL MARIJUANA LAST TIME YOU GREW IT		
		Freq	Pct
	1 = Yes	27	0.05
	2 = No.....	23	0.04
	91 = NEVER USED MARIJUANA	32994	59.70
	93 = DID NOT USE MARIJUANA IN THE PAST 12 MOS.....	11788	21.33
	97 = REFUSED	56	0.10
	98 = BLANK (NO ANSWER).....	262	0.47
	99 = LEGITIMATE SKIP	10118	18.31

Did you sell any of the marijuana you grew this last time?

MMGSELL¹	Len : 2 SELL ANY MARIJUANA LAST TIME YOU GREW IT		
		Freq	Pct
	1 = Yes	4	0.01
	2 = No.....	19	0.03
	91 = NEVER USED MARIJUANA	32994	59.70
	93 = DID NOT USE MARIJUANA IN THE PAST 12 MOS.....	11788	21.33
	97 = REFUSED	56	0.10
	98 = BLANK (NO ANSWER).....	262	0.47
	99 = LEGITIMATE SKIP	10145	18.36

The last time you grew marijuana, did you give any of it away for free?

MMGGIVE¹	Len : 2 GIVE AWAY ANY MARIJUANA LAST TIME YOU GREW IT		
		Freq	Pct
	1 = Yes	12	0.02
	2 = No.....	10	0.02
	91 = NEVER USED MARIJUANA	32994	59.70
	93 = DID NOT USE MARIJUANA IN THE PAST 12 MOS.....	11788	21.33
	97 = REFUSED	57	0.10
	98 = BLANK (NO ANSWER).....	262	0.47
	99 = LEGITIMATE SKIP	10145	18.36

The last time you got marijuana for free, who did you get it from?

MMFREWHO¹	Len : 2 WHO GAVE YOU LAST FREE MARIJUANA		
		Freq	Pct
	1 = A friend	3170	5.74
	2 = A relative or family member	401	0.73
	3 = Someone I had just met or didn't know well	229	0.41
	85 = BAD DATA Logically assigned	1	0.00
	91 = NEVER USED MARIJUANA	32994	59.70
	93 = DID NOT USE MARIJUANA IN THE PAST 12 MOS.....	11788	21.33
	94 = DON'T KNOW.....	12	0.02
	97 = REFUSED	114	0.21
	98 = BLANK (NO ANSWER).....	266	0.48
	99 = LEGITIMATE SKIP	6293	11.39

MARIJUANA PURCHASES

The last time you got marijuana for free, where were you when you got it?

MMFPLACE¹ Len : 2 WHERE WERE YOU LAST TIME GOT FREE MARIJUANA

	Freq	Pct
1 = Inside a public bldg, such as a store, restaurant.....	82	0.15
2 = Inside a school building.....	46	0.08
3 = Outside on school property.....	65	0.12
4 = Inside a home, apartment, or dorm.....	2438	4.41
5 = Outside in a public area, such as a parking lot.....	539	0.98
6 = Some other place.....	333	0.60
11 = Inside a public building LOGICALLY ASSIGNED.....	18	0.03
14 = Inside a home, apartment, or dorm LOG ASSN.....	152	0.28
15 = Outside in a public area LOGICALLY ASSIGNED.....	134	0.24
85 = BAD DATA Logically assigned.....	1	0.00
91 = NEVER USED MARIJUANA.....	32994	59.70
93 = DID NOT USE MARIJUANA IN THE PAST 12 MOS.....	11788	21.33
94 = DON'T KNOW.....	17	0.03
97 = REFUSED.....	102	0.18
98 = BLANK (NO ANSWER).....	266	0.48
99 = LEGITIMATE SKIP.....	6293	11.39

MMFPLOS2¹ Len : 2 OTHER PLACE GOT MJ FOR FREE THE LAST TIME

	Freq	Pct
1 = Inside a public bldg (eg store/restaurant/arena).....	18	0.03
4 = Inside a home, apartment, or dorm.....	152	0.28
5 = Outside in public area (eg parkng lot/street/park).....	134	0.24
6 = Some other place.....	3	0.01
7 = At respondent's workplace.....	7	0.01
8 = At a party, location not specified.....	40	0.07
9 = From friend(s)/family; no other information.....	16	0.03
10 = In respondent's car/motor vhcle;location not spfd.....	4	0.01
11 = In someone else's car/mtr vhcle;location not spfd.....	9	0.02
12 = In a car/motor vehicle; owner or location unspcfd.....	53	0.10
13 = At school, no other information.....	3	0.01
14 = Outside on private property (home, yard, apt).....	32	0.06
17 = On a boat/raft/yacht/water vessel.....	3	0.01
22 = At concert/festival/sports event; location unspec.....	14	0.03
23 = A building; otherwise unspecified.....	5	0.01
25 = In a hotel/motel room (or public area unspcfd).....	12	0.02
70 = Specific city/state/country or vacation.....	31	0.06
85 = BAD DATA Logically assigned.....	20	0.04
91 = NEVER USED MARIJUANA.....	32994	59.70
93 = DID NOT USE MARIJUANA IN THE PAST 12 MOS.....	11788	21.33
94 = DON'T KNOW.....	30	0.05
97 = REFUSED.....	152	0.28
98 = BLANK (NO ANSWER).....	285	0.52
99 = LEGITIMATE SKIP.....	9463	17.12

The last time you got marijuana for free, where did you get it?

MMFCLOSE¹ Len : 2 HOW NEAR YOU WHEN YOU GOT LAST FREE MARIJUANA

	Freq	Pct
1 = Near where you are now living.....	1424	2.58
2 = Somewhere else.....	2370	4.29
85 = BAD DATA Logically assigned.....	1	0.00
91 = NEVER USED MARIJUANA.....	32994	59.70
93 = DID NOT USE MARIJUANA IN THE PAST 12 MOS.....	11788	21.33
94 = DON'T KNOW.....	15	0.03
97 = REFUSED.....	117	0.21
98 = BLANK (NO ANSWER).....	266	0.48
99 = LEGITIMATE SKIP.....	6293	11.39

MARIJUANA PURCHASES

The last time you got marijuana for free, did you keep it all for yourself?

MMFKEEP¹	Len : 2	KEEP ALL MARIJUANA GOT LAST TIME FOR FREE		
			Freq	Pct
		1 = Yes	362	0.65
		2 = No.....	3475	6.29
		85 = BAD DATA Logically assigned.....	1	0.00
		91 = NEVER USED MARIJUANA	32994	59.70
		93 = DID NOT USE MARIJUANA IN THE PAST 12 MOS.....	11788	21.33
		94 = DON'T KNOW.....	8	0.01
		97 = REFUSED	81	0.15
		98 = BLANK (NO ANSWER).....	266	0.48
		99 = LEGITIMATE SKIP	6293	11.39

Did you sell any of the marijuana you got this last time?

MMFSELL¹	Len : 2	SELL ANY MARIJUANA GOT LAST TIME FOR FREE		
			Freq	Pct
		1 = Yes	29	0.05
		2 = No.....	3443	6.23
		85 = BAD DATA Logically assigned.....	1	0.00
		91 = NEVER USED MARIJUANA	32994	59.70
		93 = DID NOT USE MARIJUANA IN THE PAST 12 MOS.....	11788	21.33
		94 = DON'T KNOW.....	1	0.00
		97 = REFUSED	83	0.15
		98 = BLANK (NO ANSWER).....	274	0.50
		99 = LEGITIMATE SKIP	6655	12.04

Did you give away any of the marijuana you got this last time?

MMFGIVE¹	Len : 2	GIVE AWAY ANY MARIJUANA GOT LAST TIME FOR FREE		
			Freq	Pct
		1 = Yes	1124	2.03
		2 = No.....	2327	4.21
		85 = BAD DATA Logically assigned.....	1	0.00
		91 = NEVER USED MARIJUANA	32994	59.70
		93 = DID NOT USE MARIJUANA IN THE PAST 12 MOS.....	11788	21.33
		94 = DON'T KNOW.....	10	0.02
		97 = REFUSED	95	0.17
		98 = BLANK (NO ANSWER).....	274	0.50
		99 = LEGITIMATE SKIP	6655	12.04

RECODED MARIJUANA PURCHASES

RECODED MARIJUANA PURCHASES

NOTE: The variables in this section are recoded variables that were created from one or more of the edited variables from the preceding section.

NOTE: Certain source variables that were used to create recoded variables have valid values that might not have been reported or assigned for the current survey year. However, these values have been included in the general specifications in the codebook on how the recoded variables were created. See additional details about this issue in the Organization of the Data File section of this codebook introduction.

MJPGOT Len : 1 METHOD OF OBTAINING LAST USED MARIJUANA

	Freq	Pct
1 = Bought it (MMGETMJ=1)	4584	8.29
2 = Traded for it (MMGETMJ=2)	124	0.22
3 = Got it for Free/Shared (MMGETMJ=3)	5338	9.66
4 = Grew it Yourself (MMGETMJ=4)	105	0.19
5 = Method Unspecified (Otherwise)	335	0.61
6 = Never Used MJ (MMGETMJ=91,93)	44782	81.03

NOTE: The following "source of last used marijuana bought" variable, MJPBTFRM, is defined so that respondents with unknown data for how they got their last used marijuana (MMGETMJ) or whether they bought marijuana (MMBTPYR) in the past year are included in the "Source Unspecified" level, MJPBTFRM=4. This differs from the "location where last used marijuana was bought" variable, MJPBTP2, where these unknown cases are defined as SAS missing, (MJPBTP2=.). To produce estimates among respondents who reported last obtaining marijuana by buying it or buying marijuana in the past year, the analysis should be restricted to MMGETMJ=1 or MMBTPYR=1.

MJPBTFRM Len : 1 SOURCE OF LAST USED MARIJUANA BOUGHT

	Freq	Pct
1 = Friend (MMBUYWHO=1)	4615	8.35
2 = Relative or Family Member (MMBUYWHO=2)	272	0.49
3 = Someone Just Met/Did Not Know (MMBUYWHO=3)	956	1.73
4 = Source Unspecified (Otherwise)	586	1.06
5 = Nevr Use MJ/Didn't Buy Last MJ (MMBUYWHO=91,93,99)	48839	88.37

The following variable, MJPBTP2, was assigned a positive response if the respondent reported buying their last used marijuana or buying marijuana in the past 12 months (MMGETMJ=1 OR MMBTPYR=1) and reported the corresponding location of buying the marijuana as noted in the level statements below (MMBPLACE/MMBPLOS2). A respondent was defined as buying last used marijuana from "Some Other Place", MJPBTP2=6, if the location where the respondent reported being the last time he or she bought marijuana was some other place (MMBPLACE=6) and their write in response was classified as a valid other-specify source (MMBPLOS2=7, 14, 15, 17, 18, 21, 25, 26). MJPBTP2 was assigned missing if a respondent did not report buying their last used marijuana (MMGETMJ=2, 3, 4, 85, 91, 93, 94, 97, 98) and the respondent did not report buying marijuana in the past year (MMBTPYR=2, 85, 91, 93, 94, 97, 98), and the location where the respondent reported being the last time he or she bought marijuana was unknown (MMBPLACE=85, 91, 93, 97, 98, 99).

MJPBTP2 Len : 1 LOCATION WHERE LAST USED MARIJUANA WAS BOUGHT

	Freq	Pct
. = Didn't Buy Last MJ or MJ in PY (See comment above)	49162	88.95
1 = Inside a Public Building (MMBPLACE=1,11)	354	0.64
2 = Outside in Public Area (MMBPLACE=5,15)	1544	2.79
3 = Inside School (MMBPLACE=2,12)	105	0.19
4 = Outside on School Property (MMBPLACE=3,13)	101	0.18
5 = Inside Home/Apt/Dorm (MMBPLACE=4,14)	3241	5.86
6 = Some Other Place (See comment above)	105	0.19
7 = Location Unspecified (Otherwise)	656	1.19

RECODED MARIJUANA PURCHASES

The following variable, MJPBTPL3, was assigned a positive response if the respondent reported buying their last used marijuana or buying marijuana in the past 12 months (MMGETMJ=1 OR MMBTPYR=1) and reported the corresponding location of buying the marijuana as noted in the level statements below (MMBPLACE/MMBPLOS2). A respondent was defined as buying last used marijuana from "Some Other Place", MJPBTPL3=7, if the location where the respondent reported being the last time he or she bought marijuana was some other place (MMBPLACE=6) and their write-in response was classified as a valid other-specify source other than "Medical Marijuana Dispensary/Club" (MMBPLOS2=7, 14, 17, 18, 21, 25, 26). MJPBTPL3 was assigned missing if a respondent did not report buying their last used marijuana (MMGETMJ=2, 3, 4, 85, 91, 93, 94, 97, 98) and the respondent did not report buying marijuana in the past year (MMBTPYR=2, 85, 91, 93, 94, 97, 98), and the location where the respondent reported being the last time he or she bought marijuana was unknown (MMBPLACE=85, 91, 93, 97, 98, 99).

MJPBTPL3 Len : 1 LOCATION WHERE LAST USED MARIJUANA WAS BOUGHT

	Freq	Pct
. = Didn't Buy Last MJ or MJ in PY (See comment above)	49162	88.95
1 = Inside a Public Building (MMBPLACE=1,11)	354	0.64
2 = Outside in Public Area (MMBPLACE=5,15).....	1544	2.79
3 = Inside School (MMBPLACE=2,12)	105	0.19
4 = Outside on School Property (MMBPLACE=3,13)	101	0.18
5 = Inside Home/Apt/Dorm (MMBPLACE=4,14).....	3241	5.86
6 = Some Other Place (See comment above).....	43	0.08
7 = Location Unspecified (Otherwise)	62	0.11
8 = Location Unspecified (Otherwise)	656	1.19

NOTE: The following "source of last used free marijuana" variable, MJPFREGT, is defined so that respondents with unknown data for how they got their last used marijuana (MMGETMJ) or whether they bought (MMBTPYR) or traded something (MMTRADE) for marijuana in the past year are included in the "Source Unspecified" level, MJPFREGT=4. This differs from the "location where last used free marijuana was received" variable, MJPFRL2, where these unknown cases are defined as SAS missing (MJPFRL2=.). To produce estimates among respondents who reported obtaining their last used marijuana for free and reported not buying or not trading something for marijuana in the past year, the analysis should be restricted to MMGETMJ=3 and MMBTPYR=2 and MMTRADE=2.

MJPFREGT Len : 1 SOURCE OF LAST USED FREE MARIJUANA

	Freq	Pct
1 = Friend (MMFREWHO=1)	3170	5.74
2 = Relative or Family Member (MMFREWHO=2)	401	0.73
3 = Someone Just Met/Did Not Know (MMFREWHO=3).....	229	0.41
4 = Source Unspecified (Otherwise).....	393	0.71
5 = Nev'r Use MJ/Didn't Get Free MJ (MMFREWHO=91,93,99)	51075	92.41

The following variable, MJPFRL2, was assigned a positive response if the respondent reported getting their last used marijuana for free and reported not buying or trading something for marijuana in the past 12 months (MMGETMJ=3 and MMBTPYR=2 and MMTRADE=2) and reported the corresponding location of getting the marijuana for free as noted in the level statements below (MMFPLACE/MMFPLOS2). A respondent was defined as getting their last used marijuana for free from "Some Other Place", MJPFRL2=6, if the location where the respondent reported being the last time he or she got marijuana for free was some other place (MMFPLACE=6) and their write in response was classified as a valid other-specify source (MMFPLOS2=7, 14, 15, 17, 18, 21, 25, 26). MJPFRL2 was assigned missing if at least one of the three criteria mentioned above was not met.

MJPFRL2 Len : 1 LOCATION WHERE LAST USED FREE MRJ WAS RECEIVED

	Freq	Pct
. = Didn't Get Free MJ (See comment above)	51398	93.00
1 = Inside a Public Building (MMFPLACE=1,11)	100	0.18
2 = Outside in Public Area (MMFPLACE=5,15).....	673	1.22
3 = Inside School (MMFPLACE=2,12)	46	0.08
4 = Outside on School Property (MMFPLACE=3,13).....	65	0.12
5 = Inside Home/Apt/Dorm (MMFPLACE=4,14).....	2590	4.69
6 = Some Other Place (See comment above).....	56	0.10
7 = Location Unspecified (Otherwise)	340	0.62

PRIOR SUBSTANCE USE

PRIOR SUBSTANCE USE

The values in the section may be inconsistent with values from the core section(s). Items in this section were edited when respondents legitimately skipped out of these items based on prior answers in the core section(s). Otherwise, non-core items generally were not edited to make them consistent with core items, and core items were not edited to make them consistent with non-core items. This note applies to variables in this section marked by a¹.

NOTE: The variables MRJYRBFR and MRJAGLST were not edited with respect to one another. Therefore, inconsistencies could exist between these two variables.

Earlier questions were about the past 12 months. This question is about the year before that, that is, from [DATEFILL - 12 MONTHS] to [DATEFILL]. During that year, beginning [DATEFILL - 12 MONTHS] and ending [DATEFILL], did you use marijuana or hashish, even once?

MRJYRBFR¹ Len : 2 USE MJ OR HASHISH EVEN ONCE YR BEFORE LAST

	Freq	Pct
1 = Yes	9386	16.98
2 = No.....	12722	23.02
85 = BAD DATA Logically assigned	1	0.00
91 = NEVER USED MARIJUANA	32994	59.70
94 = DON'T KNOW.....	82	0.15
97 = REFUSED	71	0.13
98 = BLANK (NO ANSWER).....	12	0.02

The computer recorded that you last used marijuana or hashish [MJREC FILL]. How old were you the last time you used marijuana or hashish?

MRJAGLST¹ Len : 3 HOW OLD WERE YOU THE LAST TIME USED MARIJUANA

	Freq	Pct
RANGE = 4 - 69.....	15380	27.83
985 = BAD DATA Logically assigned	472	0.85
989 = LEGITIMATE SKIP Logically assigned.....	4	0.01
991 = NEVER USED MARIJUANA	32994	59.70
994 = DON'T KNOW.....	263	0.48
997 = REFUSED	92	0.17
998 = BLANK (NO ANSWER).....	131	0.24
999 = LEGITIMATE SKIP	5932	10.73

Did you last use marijuana or hashish in [CURRENT YEAR - 1] or [CURRENT YEAR]?

Did you last use marijuana or hashish in [CURRENT YEAR - 2] or [CURRENT YEAR - 1]?

In what month in [CURRENT YEAR] did you last use marijuana or hashish?

MRJYLU¹ Len : 4 YEAR OF LAST MARIJUANA/HASHISH USE - RECODE

	Freq	Pct
RANGE = 2010 - 2012.....	5273	9.54
9985 = BAD DATA Logically assigned	92	0.17
9989 = LEGITIMATE SKIP Logically assigned.....	178	0.32
9991 = NEVER USED MARIJUANA	32994	59.70
9994 = DON'T KNOW.....	278	0.50
9997 = REFUSED	98	0.18
9998 = BLANK (NO ANSWER).....	595	1.08
9999 = LEGITIMATE SKIP	15760	28.52

PRIOR SUBSTANCE USE

In what month in [CURRENT YEAR] did you last use marijuana or hashish?

In what month in [YEAR FROM LU02a or LU02b] did you last use marijuana or hashish?

MRJMLU¹ Len : 2 MONTH OF LAST MARIJUANA/HASHISH USE - RECODE

	Freq	Pct
1 = January.....	443	0.80
2 = February.....	398	0.72
3 = March.....	414	0.75
4 = April.....	385	0.70
5 = May.....	361	0.65
6 = June.....	510	0.92
7 = July.....	465	0.84
8 = August.....	436	0.79
9 = September.....	337	0.61
10 = October.....	391	0.71
11 = November.....	342	0.62
12 = December.....	422	0.76
85 = BAD DATA Logically assigned.....	150	0.27
89 = LEGITIMATE SKIP Logically assigned.....	178	0.32
91 = NEVER USED MARIJUANA.....	32994	59.70
94 = DON'T KNOW.....	557	1.01
97 = REFUSED.....	125	0.23
98 = BLANK (NO ANSWER).....	600	1.09
99 = LEGITIMATE SKIP.....	15760	28.52

Earlier the computer recorded that you last smoked part or all of a cigarette [CG06]. How old were you the last time you smoked part or all of a cigarette?

CIGAGLST¹ Len : 3 HOW OLD WERE YOU THE LAST TIME SMOKED CIGARETTE

	Freq	Pct
RANGE = 1 - 89.....	14599	26.41
985 = BAD DATA Logically assigned.....	450	0.81
989 = LEGITIMATE SKIP Logically assigned.....	3	0.01
991 = NEVER USED CIGARETTES.....	27387	49.55
994 = DON'T KNOW.....	222	0.40
997 = REFUSED.....	39	0.07
998 = BLANK (NO ANSWER).....	27	0.05
999 = LEGITIMATE SKIP.....	12541	22.69

Did you last smoke part or all of a cigarette in [CURRENT YEAR - 1] or [CURRENT YEAR]?

Did you last smoke part or all of a cigarette in [CURRENT YEAR - 2] or [CURRENT YEAR - 1]?

In what month in [CURRENT YEAR] did you last smoke part or all of a cigarette?

CIGYLU¹ Len : 4 YEAR OF LAST CIGARETTE USE - RECODE

	Freq	Pct
RANGE = 2010 - 2012.....	4051	7.33
9985 = BAD DATA Logically assigned.....	68	0.12
9989 = LEGITIMATE SKIP Logically assigned.....	84	0.15
9991 = NEVER USED CIGARETTES.....	27387	49.55
9994 = DON'T KNOW.....	229	0.41
9997 = REFUSED.....	40	0.07
9998 = BLANK (NO ANSWER).....	493	0.89
9999 = LEGITIMATE SKIP.....	22916	41.46

PRIOR SUBSTANCE USE

In what month in [CURRENT YEAR] did you last smoke part or all of a cigarette?

In what month in [YEAR FROM LU03a or LU03b] did you last smoke part or all of a cigarette?

CIGMLU¹ Len : 2 MONTH OF LAST CIGARETTE USE - RECODE

	Freq	Pct
1 = January.....	344	0.62
2 = February.....	288	0.52
3 = March.....	311	0.56
4 = April.....	254	0.46
5 = May.....	245	0.44
6 = June.....	391	0.71
7 = July.....	390	0.71
8 = August.....	310	0.56
9 = September.....	285	0.52
10 = October.....	292	0.53
11 = November.....	266	0.48
12 = December.....	344	0.62
85 = BAD DATA Logically assigned.....	154	0.28
89 = LEGITIMATE SKIP Logically assigned.....	84	0.15
91 = NEVER USED CIGARETTES.....	27387	49.55
94 = DON'T KNOW.....	455	0.82
97 = REFUSED.....	48	0.09
98 = BLANK (NO ANSWER).....	504	0.91
99 = LEGITIMATE SKIP.....	22916	41.46

Earlier the computer also recorded that there was a period in your life when you smoked cigarettes every day for at least 30 days. How old were you when you last smoked cigarettes daily?

CIGDLLST¹ Len : 3 HOW OLD WERE YOU THE LAST TIME SMOKED CIGS DAILY

	Freq	Pct
RANGE = 3 - 88.....	7158	12.95
985 = BAD DATA Logically assigned.....	120	0.22
991 = NEVER USED CIGARETTES.....	27387	49.55
994 = DON'T KNOW.....	84	0.15
997 = REFUSED.....	26	0.05
998 = BLANK (NO ANSWER).....	12	0.02
999 = LEGITIMATE SKIP.....	20481	37.06

Did you last smoke cigarettes daily in [CURRENT YEAR - 1] or [CURRENT YEAR]?

Did you last smoke cigarettes daily in [CURRENT YEAR - 2] or [CURRENT YEAR - 1]?

In what month in [CURRENT YEAR] did you last smoke cigarettes daily?

CIGDLYLU¹ Len : 4 YEAR OF LAST CIGARETTE USE EVERY DAY - RECODE

	Freq	Pct
RANGE = 2010 - 2012.....	2178	3.94
9985 = BAD DATA Logically assigned.....	37	0.07
9989 = LEGITIMATE SKIP Logically assigned.....	35	0.06
9991 = NEVER USED CIGARETTES.....	27387	49.55
9994 = DON'T KNOW.....	91	0.16
9997 = REFUSED.....	26	0.05
9998 = BLANK (NO ANSWER).....	130	0.24
9999 = LEGITIMATE SKIP.....	25384	45.93

PRIOR SUBSTANCE USE

In what month in [CURRENT YEAR] did you last smoke cigarettes daily?

In what month in [YEAR FROM LU04a or LU04b] did you last smoke cigarettes daily?

CIGDLMLU¹ Len : 2 MONTH OF LAST CIGARETTE USE EVERY DAY - RECODE

	Freq	Pct
1 = January.....	254	0.46
2 = February.....	148	0.27
3 = March.....	159	0.29
4 = April.....	205	0.37
5 = May.....	133	0.24
6 = June.....	154	0.28
7 = July.....	212	0.38
8 = August.....	136	0.25
9 = September.....	133	0.24
10 = October.....	212	0.38
11 = November.....	135	0.24
12 = December.....	226	0.41
85 = BAD DATA Logically assigned.....	50	0.09
89 = LEGITIMATE SKIP Logically assigned.....	35	0.06
91 = NEVER USED CIGARETTES.....	27387	49.55
94 = DON'T KNOW.....	145	0.26
97 = REFUSED.....	29	0.05
98 = BLANK (NO ANSWER).....	131	0.24
99 = LEGITIMATE SKIP.....	25384	45.93

The computer recorded that you last used snuff [CGSNREC FILL]. How old were you the last time you used snuff?

SNFAGLST¹ Len : 3 HOW OLD WERE YOU LAST THE TIME USED SNUFF

	Freq	Pct
RANGE = 1 - 75.....	4970	8.99
985 = BAD DATA Logically assigned.....	434	0.79
991 = NEVER USED SNUFF.....	47668	86.25
994 = DON'T KNOW.....	156	0.28
997 = REFUSED.....	23	0.04
998 = BLANK (NO ANSWER).....	38	0.07
999 = LEGITIMATE SKIP.....	1979	3.58

Did you last use snuff in [CURRENT YEAR - 1] or [CURRENT YEAR]?

Did you last use snuff in [CURRENT YEAR - 2] or [CURRENT YEAR - 1]?

In what month in [CURRENT YEAR] did you last use snuff?

SNUFYLU¹ Len : 4 YEAR OF LAST SNUFF USE - RECODE

	Freq	Pct
RANGE = 2010 - 2012.....	1240	2.24
9985 = BAD DATA Logically assigned.....	38	0.07
9989 = LEGITIMATE SKIP Logically assigned.....	38	0.07
9991 = NEVER USED SNUFF.....	47668	86.25
9994 = DON'T KNOW.....	164	0.30
9997 = REFUSED.....	22	0.04
9998 = BLANK (NO ANSWER).....	464	0.84
9999 = LEGITIMATE SKIP.....	5634	10.19

PRIOR SUBSTANCE USE

In what month in [CURRENT YEAR] did you last use snuff?

In what month in [YEAR FROM LU05a or LU05b] did you last use snuff?

SNUFMLU¹ Len : 2 MONTH OF LAST SNUFF USE - RECODE

	Freq	Pct
1 = January.....	104	0.19
2 = February.....	86	0.16
3 = March.....	84	0.15
4 = April.....	77	0.14
5 = May.....	81	0.15
6 = June.....	121	0.22
7 = July.....	102	0.18
8 = August.....	96	0.17
9 = September.....	84	0.15
10 = October.....	86	0.16
11 = November.....	96	0.17
12 = December.....	86	0.16
85 = BAD DATA Logically assigned.....	83	0.15
89 = LEGITIMATE SKIP Logically assigned.....	38	0.07
91 = NEVER USED SNUFF.....	47668	86.25
94 = DON'T KNOW.....	244	0.44
97 = REFUSED.....	27	0.05
98 = BLANK (NO ANSWER).....	471	0.85
99 = LEGITIMATE SKIP.....	5634	10.19

The computer recorded that you last used chewing tobacco [CG20REC FILL]. How old were you the last time you used chewing tobacco?

CHWAGLST¹ Len : 3 HOW OLD WERE YOU LAST TIME USED CHEWING TOBACCO

	Freq	Pct
RANGE = 2 - 84.....	4635	8.39
985 = BAD DATA Logically assigned.....	291	0.53
991 = NEVER USED CHEWING TOBACCO.....	49264	89.14
994 = DON'T KNOW.....	148	0.27
997 = REFUSED.....	19	0.03
998 = BLANK (NO ANSWER).....	19	0.03
999 = LEGITIMATE SKIP.....	892	1.61

Did you last use chewing tobacco in [CURRENT YEAR - 1] or [CURRENT YEAR]?

Did you last use chewing tobacco in [CURRENT YEAR - 2] or [CURRENT YEAR - 1]?

In what month in [CURRENT YEAR] did you last use chewing tobacco?

CHEWYLU¹ Len : 4 YEAR OF LAST CHEWING TOBACCO USE - RECODE

	Freq	Pct
RANGE = 2010 - 2012.....	1086	1.96
9985 = BAD DATA Logically assigned.....	32	0.06
9989 = LEGITIMATE SKIP Logically assigned.....	19	0.03
9991 = NEVER USED CHEWING TOBACCO.....	49264	89.14
9994 = DON'T KNOW.....	151	0.27
9997 = REFUSED.....	18	0.03
9998 = BLANK (NO ANSWER).....	311	0.56
9999 = LEGITIMATE SKIP.....	4387	7.94

PRIOR SUBSTANCE USE

In what month in [CURRENT YEAR] did you last use chewing tobacco?

In what month in [YEAR FROM LU06a or LU06b] did you last use chewing tobacco?

CHEWMLU¹ Len : 2 MONTH OF LAST CHEWING TOBACCO USE - RECODE

	Freq	Pct
1 = January.....	96	0.17
2 = February.....	73	0.13
3 = March.....	81	0.15
4 = April.....	85	0.15
5 = May.....	80	0.14
6 = June.....	92	0.17
7 = July.....	112	0.20
8 = August.....	78	0.14
9 = September.....	62	0.11
10 = October.....	91	0.16
11 = November.....	71	0.13
12 = December.....	56	0.10
85 = BAD DATA Logically assigned.....	73	0.13
89 = LEGITIMATE SKIP Logically assigned.....	19	0.03
91 = NEVER USED CHEWING TOBACCO.....	49264	89.14
94 = DON'T KNOW.....	216	0.39
97 = REFUSED.....	20	0.04
98 = BLANK (NO ANSWER).....	312	0.56
99 = LEGITIMATE SKIP.....	4387	7.94

The computer recorded that you last smoked part or all of a cigar [CG37REC FILL]. How old were you the last time you smoked part or all of a cigar?

CGRAGLST¹ Len : 3 HOW OLD WERE YOU THE LAST TIME SMOKED CIGAR

	Freq	Pct
RANGE = 3 - 83.....	11789	21.33
985 = BAD DATA Logically assigned.....	625	1.13
989 = LEGITIMATE SKIP Logically assigned.....	2	0.00
991 = NEVER USED CIGARS.....	38883	70.35
994 = DON'T KNOW.....	371	0.67
997 = REFUSED.....	42	0.08
998 = BLANK (NO ANSWER).....	23	0.04
999 = LEGITIMATE SKIP.....	3533	6.39

Did you last smoke part or all of a cigar in [CURRENT YEAR - 1] or [CURRENT YEAR]?

Did you last smoke part or all of a cigar in [CURRENT YEAR - 2] or [CURRENT YEAR - 1]?

In what month in [CURRENT YEAR] did you last smoke part or all of a cigar?

CIGARYLU¹ Len : 4 YEAR OF LAST CIGAR USE - RECODE

	Freq	Pct
RANGE = 2010 - 2012.....	4401	7.96
9985 = BAD DATA Logically assigned.....	83	0.15
9989 = LEGITIMATE SKIP Logically assigned.....	113	0.20
9991 = NEVER USED CIGARS.....	38883	70.35
9994 = DON'T KNOW.....	383	0.69
9997 = REFUSED.....	41	0.07
9998 = BLANK (NO ANSWER).....	643	1.16
9999 = LEGITIMATE SKIP.....	10721	19.40

PRIOR SUBSTANCE USE

In what month in [CURRENT YEAR] did you last smoke part or all of a cigar?

In what month in [YEAR FROM LU07a or LU07b] did you last smoke part or all of a cigar?

CIGARMLU¹ Len : 2 MONTH OF LAST CIGAR USE - RECODE

	Freq	Pct
1 = January.....	393	0.71
2 = February.....	245	0.44
3 = March.....	302	0.55
4 = April.....	289	0.52
5 = May.....	313	0.57
6 = June.....	419	0.76
7 = July.....	505	0.91
8 = August.....	400	0.72
9 = September.....	264	0.48
10 = October.....	284	0.51
11 = November.....	282	0.51
12 = December.....	345	0.62
85 = BAD DATA Logically assigned.....	179	0.32
89 = LEGITIMATE SKIP Logically assigned.....	113	0.20
91 = NEVER USED CIGARS.....	38883	70.35
94 = DON'T KNOW.....	629	1.14
97 = REFUSED.....	54	0.10
98 = BLANK (NO ANSWER).....	648	1.17
99 = LEGITIMATE SKIP.....	10721	19.40

The computer recorded that you last drank an alcoholic beverage [ALCREC FILL]. How old were you the last time you drank an alcoholic beverage?

ALCAGLST¹ Len : 3 HOW OLD WERE YOU LAST TIME DRANK ALCOHOL BEVERAGE

	Freq	Pct
RANGE = 1 - 93.....	13790	24.95
985 = BAD DATA Logically assigned.....	172	0.31
989 = LEGITIMATE SKIP Logically assigned.....	9	0.02
991 = NEVER USED ALCOHOL.....	16489	29.83
994 = DON'T KNOW.....	245	0.44
997 = REFUSED.....	63	0.11
998 = BLANK (NO ANSWER).....	344	0.62
999 = LEGITIMATE SKIP.....	24156	43.71

Did you last drink an alcoholic beverage in [CURRENT YEAR - 1] or [CURRENT YEAR]?

Did you last drink an alcoholic beverage in [CURRENT YEAR - 2] or [CURRENT YEAR - 1]?

In what month in [CURRENT YEAR] did you last drink an alcoholic beverage?

ALCYLU¹ Len : 4 YEAR OF LAST ALCOHOL USE - RECODE

	Freq	Pct
RANGE = 2010 - 2012.....	9586	17.34
9985 = BAD DATA Logically assigned.....	150	0.27
9989 = LEGITIMATE SKIP Logically assigned.....	126	0.23
9991 = NEVER USED ALCOHOL.....	16489	29.83
9994 = DON'T KNOW.....	261	0.47
9997 = REFUSED.....	69	0.12
9998 = BLANK (NO ANSWER).....	526	0.95
9999 = LEGITIMATE SKIP.....	28061	50.77

PRIOR SUBSTANCE USE

In what month in [CURRENT YEAR] did you last drink an alcoholic beverage?

In what month in [YEAR FROM LU08a or LU08b] did you last drink an alcoholic beverage?

ALCMLU¹ Len : 2 MONTH OF LAST ALCOHOL USE - RECODE

	Freq	Pct
1 = January.....	1232	2.23
2 = February.....	643	1.16
3 = March.....	671	1.21
4 = April.....	552	1.00
5 = May.....	643	1.16
6 = June.....	858	1.55
7 = July.....	1001	1.81
8 = August.....	749	1.36
9 = September.....	584	1.06
10 = October.....	509	0.92
11 = November.....	509	0.92
12 = December.....	1164	2.11
85 = BAD DATA Logically assigned.....	236	0.43
89 = LEGITIMATE SKIP Logically assigned.....	126	0.23
91 = NEVER USED ALCOHOL.....	16489	29.83
94 = DON'T KNOW.....	610	1.10
97 = REFUSED.....	89	0.16
98 = BLANK (NO ANSWER).....	542	0.98
99 = LEGITIMATE SKIP.....	28061	50.77

The computer recorded that you last used cocaine [CCREC FILL]. How old were you the last time you used cocaine?

COCAGLST¹ Len : 3 HOW OLD WERE YOU THE LAST TIME USED COCAINE

	Freq	Pct
RANGE = 4 - 68.....	5103	9.23
985 = BAD DATA Logically assigned.....	378	0.68
989 = LEGITIMATE SKIP Logically assigned.....	16	0.03
991 = NEVER USED COCAINE.....	49243	89.10
994 = DON'T KNOW.....	126	0.23
997 = REFUSED.....	40	0.07
998 = BLANK (NO ANSWER).....	26	0.05
999 = LEGITIMATE SKIP.....	336	0.61

Did you last use cocaine in [CURRENT YEAR - 1] or [CURRENT YEAR]?

Did you last use cocaine in [CURRENT YEAR - 2] or [CURRENT YEAR - 1]?

In what month in [CURRENT YEAR] did you last use cocaine?

COCYLU¹ Len : 4 YEAR OF LAST COCAINE USE - RECODE

	Freq	Pct
RANGE = 2010 - 2012.....	1185	2.14
9985 = BAD DATA Logically assigned.....	28	0.05
9989 = LEGITIMATE SKIP Logically assigned.....	46	0.08
9991 = NEVER USED COCAINE.....	49243	89.10
9994 = DON'T KNOW.....	126	0.23
9997 = REFUSED.....	41	0.07
9998 = BLANK (NO ANSWER).....	416	0.75
9999 = LEGITIMATE SKIP.....	4183	7.57

PRIOR SUBSTANCE USE

In what month in [CURRENT YEAR] did you last use cocaine?

In what month in [YEAR FROM LU09a or LU09b] did you last use cocaine?

COCMLU¹ Len : 2 MONTH OF LAST COCAINE USE - RECODE

	Freq	Pct
1 = January.....	113	0.20
2 = February.....	80	0.14
3 = March.....	75	0.14
4 = April.....	75	0.14
5 = May.....	80	0.14
6 = June.....	113	0.20
7 = July.....	109	0.20
8 = August.....	79	0.14
9 = September.....	83	0.15
10 = October.....	90	0.16
11 = November.....	93	0.17
12 = December.....	93	0.17
85 = BAD DATA Logically assigned.....	57	0.10
89 = LEGITIMATE SKIP Logically assigned.....	46	0.08
91 = NEVER USED COCAINE.....	49243	89.10
94 = DON'T KNOW.....	192	0.35
97 = REFUSED.....	45	0.08
98 = BLANK (NO ANSWER).....	419	0.76
99 = LEGITIMATE SKIP.....	4183	7.57

The computer recorded that you last used "crack" [CKREC FILL]. How old were you the last time you used "crack?"

CRKAGLST¹ Len : 3 HOW OLD WERE YOU THE LAST TIME USED CRACK

	Freq	Pct
RANGE = 9 - 60.....	1158	2.10
985 = BAD DATA Logically assigned.....	157	0.28
991 = NEVER USED CRACK.....	53825	97.39
994 = DON'T KNOW.....	35	0.06
997 = REFUSED.....	17	0.03
998 = BLANK (NO ANSWER).....	20	0.04
999 = LEGITIMATE SKIP.....	56	0.10

Did you last use "crack" in [CURRENT YEAR - 1] or [CURRENT YEAR]?

Did you last use "crack" in [CURRENT YEAR - 2] or [CURRENT YEAR - 1]?

In what month in [CURRENT YEAR] did you last use "crack"?

CRKYL¹ Len : 4 YEAR OF LAST CRACK USE - RECODE

	Freq	Pct
RANGE = 2010 - 2012.....	183	0.33
9985 = BAD DATA Logically assigned.....	2	0.00
9989 = LEGITIMATE SKIP Logically assigned.....	4	0.01
9991 = NEVER USED CRACK.....	53825	97.39
9994 = DON'T KNOW.....	37	0.07
9997 = REFUSED.....	17	0.03
9998 = BLANK (NO ANSWER).....	177	0.32
9999 = LEGITIMATE SKIP.....	1023	1.85

PRIOR SUBSTANCE USE

In what month in [YEAR FROM LU10a or LU10b] did you last use "crack"?

CRKMLU¹ Len : 2 MONTH OF LAST CRACK USE - RECODE

	Freq	Pct
1 = January	24	0.04
2 = February	15	0.03
3 = March	12	0.02
4 = April	8	0.01
5 = May	16	0.03
6 = June	9	0.02
7 = July	13	0.02
8 = August	12	0.02
9 = September	9	0.02
10 = October	17	0.03
11 = November	16	0.03
12 = December	15	0.03
85 = BAD DATA Logically assigned	8	0.01
89 = LEGITIMATE SKIP Logically assigned	4	0.01
91 = NEVER USED CRACK	53825	97.39
94 = DON'T KNOW	47	0.09
97 = REFUSED	18	0.03
98 = BLANK (NO ANSWER)	177	0.32
99 = LEGITIMATE SKIP	1023	1.85

The computer recorded that you last used heroin [HEREC FILL]. How old were you the last time you used heroin?

HERAGLST¹ Len : 3 HOW OLD WERE YOU THE LAST TIME USED HEROIN

	Freq	Pct
RANGE = 6 - 56	632	1.14
985 = BAD DATA Logically assigned	82	0.15
989 = LEGITIMATE SKIP Logically assigned	1	0.00
991 = NEVER USED HEROIN	54402	98.43
994 = DON'T KNOW	21	0.04
997 = REFUSED	7	0.01
998 = BLANK (NO ANSWER)	42	0.08
999 = LEGITIMATE SKIP	81	0.15

Did you last use heroin in [CURRENT YEAR - 1] or [CURRENT YEAR]?

Did you last use heroin in [CURRENT YEAR - 2] or [CURRENT YEAR - 1]?

In what month in [CURRENT YEAR] did you last use heroin?

HERYLU¹ Len : 4 YEAR OF LAST HEROIN USE - RECODE

	Freq	Pct
RANGE = 2010 - 2012	169	0.31
9989 = LEGITIMATE SKIP Logically assigned	15	0.03
9991 = NEVER USED HEROIN	54402	98.43
9994 = DON'T KNOW	23	0.04
9997 = REFUSED	8	0.01
9998 = BLANK (NO ANSWER)	124	0.22
9999 = LEGITIMATE SKIP	527	0.95

PRIOR SUBSTANCE USE

In what month in [CURRENT YEAR] did you last use heroin?

In what month in [YEAR FROM LU11a or LU11b] did you last use heroin?

HERMLU¹ Len : 2 MONTH OF LAST HEROIN USE - RECODE

	Freq	Pct
1 = January.....	14	0.03
2 = February.....	14	0.03
3 = March.....	19	0.03
4 = April.....	11	0.02
5 = May.....	6	0.01
6 = June.....	8	0.01
7 = July.....	14	0.03
8 = August.....	10	0.02
9 = September.....	11	0.02
10 = October.....	19	0.03
11 = November.....	10	0.02
12 = December.....	16	0.03
85 = BAD DATA Logically assigned.....	11	0.02
89 = LEGITIMATE SKIP Logically assigned.....	15	0.03
91 = NEVER USED HEROIN.....	54402	98.43
94 = DON'T KNOW.....	27	0.05
97 = REFUSED.....	9	0.02
98 = BLANK (NO ANSWER).....	125	0.23
99 = LEGITIMATE SKIP.....	527	0.95

The computer recorded that you last used [LSFILL] [HALLREC FILL]. How old were you the last time you used [LSFILL]?

HALAGLST¹ Len : 3 HOW OLD WERE YOU THE LAST TIME USED HALLUCINOGEN

	Freq	Pct
RANGE = 2 - 80.....	6140	11.11
985 = BAD DATA Logically assigned.....	444	0.80
989 = LEGITIMATE SKIP Logically assigned.....	17	0.03
991 = NEVER USED HALLUCINOGENS.....	47816	86.52
994 = DON'T KNOW.....	144	0.26
997 = REFUSED.....	45	0.08
998 = BLANK (NO ANSWER).....	223	0.40
999 = LEGITIMATE SKIP.....	439	0.79

Did you last use [LSFILL] in [CURRENT YEAR - 1] or [CURRENT YEAR]?

Did you last use [LSFILL] in [CURRENT YEAR - 2] or [CURRENT YEAR - 1]?

In what month in [CURRENT YEAR] did you last use [LSFILL]?

HALYLU¹ Len : 4 YEAR OF LAST HALLUCINOGEN USE - RECODE

	Freq	Pct
RANGE = 2010 - 2012.....	1534	2.78
9985 = BAD DATA Logically assigned.....	56	0.10
9989 = LEGITIMATE SKIP Logically assigned.....	48	0.09
9991 = NEVER USED HALLUCINOGENS.....	47816	86.52
9994 = DON'T KNOW.....	150	0.27
9997 = REFUSED.....	45	0.08
9998 = BLANK (NO ANSWER).....	759	1.37
9999 = LEGITIMATE SKIP.....	4860	8.79

PRIOR SUBSTANCE USE

In what month in [CURRENT YEAR] did you last use [LSFILL]?

In what month in [YEAR FROM LU12a or LU12b] did you last use [LSFILL]?

HALMLU¹ Len : 2 MONTH OF LAST HALLUCINOGEN USE - RECODE

	Freq	Pct
1 = January.....	108	0.20
2 = February.....	98	0.18
3 = March.....	107	0.19
4 = April.....	85	0.15
5 = May.....	117	0.21
6 = June.....	158	0.29
7 = July.....	160	0.29
8 = August.....	121	0.22
9 = September.....	113	0.20
10 = October.....	136	0.25
11 = November.....	109	0.20
12 = December.....	88	0.16
85 = BAD DATA Logically assigned.....	118	0.21
89 = LEGITIMATE SKIP Logically assigned.....	48	0.09
91 = NEVER USED HALLUCINOGENS.....	47816	86.52
94 = DON'T KNOW.....	211	0.38
97 = REFUSED.....	49	0.09
98 = BLANK (NO ANSWER).....	766	1.39
99 = LEGITIMATE SKIP.....	4860	8.79

The computer recorded that you last used LSD [LSDREC FILL]. How old were you the last time you used LSD?

LSDAGLST¹ Len : 3 HOW OLD WERE YOU THE LAST TIME USED LSD

	Freq	Pct
RANGE = 2 - 68.....	3188	5.77
985 = BAD DATA Logically assigned.....	156	0.28
991 = NEVER USED LSD.....	51575	93.32
994 = DON'T KNOW.....	78	0.14
997 = REFUSED.....	21	0.04
998 = BLANK (NO ANSWER).....	161	0.29
999 = LEGITIMATE SKIP.....	89	0.16

Did you last use LSD in [CURRENT YEAR - 1] or [CURRENT YEAR]?

Did you last use LSD in [CURRENT YEAR - 2] or [CURRENT YEAR - 1]?

In what month in [CURRENT YEAR] did you last use LSD?

LSDYLU¹ Len : 4 YEAR OF LAST LSD USE - RECODE

	Freq	Pct
RANGE = 2010 - 2012.....	516	0.93
9985 = BAD DATA Logically assigned.....	8	0.01
9989 = LEGITIMATE SKIP Logically assigned.....	10	0.02
9991 = NEVER USED LSD.....	51575	93.32
9994 = DON'T KNOW.....	82	0.15
9997 = REFUSED.....	21	0.04
9998 = BLANK (NO ANSWER).....	322	0.58
9999 = LEGITIMATE SKIP.....	2734	4.95

PRIOR SUBSTANCE USE

In what month in [CURRENT YEAR] did you last use LSD?

In what month in [YEAR FROM LU13a or LU13b] did you last use LSD?

LSDMLU¹ Len : 2 MONTH OF LAST LSD USE - RECODE

	Freq	Pct
1 = January.....	30	0.05
2 = February.....	35	0.06
3 = March.....	33	0.06
4 = April.....	38	0.07
5 = May.....	36	0.07
6 = June.....	40	0.07
7 = July.....	60	0.11
8 = August.....	44	0.08
9 = September.....	28	0.05
10 = October.....	38	0.07
11 = November.....	39	0.07
12 = December.....	49	0.09
85 = BAD DATA Logically assigned.....	26	0.05
89 = LEGITIMATE SKIP Logically assigned.....	10	0.02
91 = NEVER USED LSD.....	51575	93.32
94 = DON'T KNOW.....	101	0.18
97 = REFUSED.....	23	0.04
98 = BLANK (NO ANSWER).....	329	0.60
99 = LEGITIMATE SKIP.....	2734	4.95

The computer recorded that you last used PCP [PCPREC FILL]. How old were you the last time you used PCP?

PCPAGLST¹ Len : 3 HOW OLD WERE YOU THE LAST TIME USED PCP

	Freq	Pct
RANGE = 11 - 63.....	664	1.20
985 = BAD DATA Logically assigned.....	85	0.15
991 = NEVER USED PCP.....	54372	98.38
994 = DON'T KNOW.....	31	0.06
997 = REFUSED.....	12	0.02
998 = BLANK (NO ANSWER).....	89	0.16
999 = LEGITIMATE SKIP.....	15	0.03

Did you last use PCP in [CURRENT YEAR - 1] or [CURRENT YEAR]?

Did you last use PCP in [CURRENT YEAR - 2] or [CURRENT YEAR - 1]?

In what month in [CURRENT YEAR] did you last use PCP?

PCPYLU¹ Len : 4 YEAR OF LAST PCP USE - RECODE

	Freq	Pct
RANGE = 2010 - 2012.....	73	0.13
9985 = BAD DATA Logically assigned.....	4	0.01
9989 = LEGITIMATE SKIP Logically assigned.....	2	0.00
9991 = NEVER USED PCP.....	54372	98.38
9994 = DON'T KNOW.....	32	0.06
9997 = REFUSED.....	12	0.02
9998 = BLANK (NO ANSWER).....	173	0.31
9999 = LEGITIMATE SKIP.....	600	1.09

PRIOR SUBSTANCE USE

In what month in [CURRENT YEAR] did you last use PCP?

In what month in [YEAR FROM LU14a or LU14b] did you last use PCP?

PCPMLU¹ Len : 2 MONTH OF LAST PCP USE - RECODE

	Freq	Pct
1 = January.....	9	0.02
2 = February.....	7	0.01
3 = March.....	4	0.01
4 = April.....	1	0.00
5 = May.....	11	0.02
6 = June.....	5	0.01
7 = July.....	5	0.01
8 = August.....	2	0.00
9 = September.....	1	0.00
10 = October.....	3	0.01
11 = November.....	6	0.01
12 = December.....	6	0.01
85 = BAD DATA Logically assigned.....	14	0.03
89 = LEGITIMATE SKIP Logically assigned.....	2	0.00
91 = NEVER USED PCP.....	54372	98.38
94 = DON'T KNOW.....	33	0.06
97 = REFUSED.....	12	0.02
98 = BLANK (NO ANSWER).....	175	0.32
99 = LEGITIMATE SKIP.....	600	1.09

The computer recorded that you last used "Ecstasy" also known as MDMA [ECSTREC FILL]. How old were you the last time you used "Ecstasy"?

ECSAGLST¹ Len : 3 HOW OLD WERE YOU THE LAST TIME USED ECSTASY

	Freq	Pct
RANGE = 12 - 67.....	3407	6.16
985 = BAD DATA Logically assigned.....	152	0.28
991 = NEVER USED ECSTASY.....	51162	92.57
994 = DON'T KNOW.....	50	0.09
997 = REFUSED.....	22	0.04
998 = BLANK (NO ANSWER).....	235	0.43
999 = LEGITIMATE SKIP.....	240	0.43

Did you last use "Ecstasy" in [CURRENT YEAR - 1] or [CURRENT YEAR]?

Did you last use "Ecstasy" in [CURRENT YEAR - 2] or [CURRENT YEAR - 1]?

In what month in [CURRENT YEAR] did you last use "Ecstasy"?

ECSYLU¹ Len : 4 YEAR OF LAST ECSTASY USE - RECODE

	Freq	Pct
RANGE = 2010 - 2012.....	1043	1.89
9985 = BAD DATA Logically assigned.....	19	0.03
9989 = LEGITIMATE SKIP Logically assigned.....	20	0.04
9991 = NEVER USED ECSTASY.....	51162	92.57
9994 = DON'T KNOW.....	52	0.09
9997 = REFUSED.....	23	0.04
9998 = BLANK (NO ANSWER).....	403	0.73
9999 = LEGITIMATE SKIP.....	2546	4.61

PRIOR SUBSTANCE USE

In what month in [CURRENT YEAR] did you last use "Ecstasy"?

In what month in [YEAR FROM LU15a or LU15b] did you last use "Ecstasy"?

ECSMLU¹

Len : 2 MONTH OF LAST ECSTASY USE - RECODE

	Freq	Pct
1 = January.....	92	0.17
2 = February.....	67	0.12
3 = March.....	73	0.13
4 = April.....	63	0.11
5 = May.....	71	0.13
6 = June.....	102	0.18
7 = July.....	102	0.18
8 = August.....	87	0.16
9 = September.....	71	0.13
10 = October.....	85	0.15
11 = November.....	74	0.13
12 = December.....	64	0.12
85 = BAD DATA Logically assigned.....	48	0.09
89 = LEGITIMATE SKIP Logically assigned.....	20	0.04
91 = NEVER USED ECSTASY.....	51162	92.57
94 = DON'T KNOW.....	78	0.14
97 = REFUSED.....	25	0.05
98 = BLANK (NO ANSWER).....	438	0.79
99 = LEGITIMATE SKIP.....	2546	4.61

The computer recorded that you last used any inhalants for kicks or to get high [INREC FILL]. How old were you the last time you used any inhalants for kicks or to get high?

INHAGLST¹

Len : 3 HOW OLD WERE YOU THE LAST TIME USED INHALANTS

	Freq	Pct
RANGE = 1 - 61.....	3648	6.60
985 = BAD DATA Logically assigned.....	426	0.77
989 = LEGITIMATE SKIP Logically assigned.....	2	0.00
991 = NEVER USED INHALANTS.....	50561	91.48
994 = DON'T KNOW.....	170	0.31
997 = REFUSED.....	85	0.15
998 = BLANK (NO ANSWER).....	192	0.35
999 = LEGITIMATE SKIP.....	184	0.33

Did you last use an inhalant for kicks or to get high in [CURRENT YEAR - 1] or [CURRENT YEAR]?

Did you last use an inhalant for kicks or to get high in [CURRENT YEAR - 2] or [CURRENT YEAR - 1]?

In what month in [CURRENT YEAR] did you last use an inhalant for kicks or to get high?

INHLYU¹

Len : 4 YEAR OF LAST INHALANT USE - RECODE

	Freq	Pct
RANGE = 2010 - 2012.....	741	1.34
9985 = BAD DATA Logically assigned.....	23	0.04
9989 = LEGITIMATE SKIP Logically assigned.....	25	0.05
9991 = NEVER USED INHALANTS.....	50561	91.48
9994 = DON'T KNOW.....	176	0.32
9997 = REFUSED.....	88	0.16
9998 = BLANK (NO ANSWER).....	615	1.11
9999 = LEGITIMATE SKIP.....	3039	5.50

PRIOR SUBSTANCE USE

In what month in [CURRENT YEAR] did you last use an inhalant for kicks or to get high?

In what month in [YEAR FROM LU16a or LU16b] did you last use an inhalant for kicks or to get high?

INHMLU¹ Len : 2 MONTH OF LAST INHALANT USE - RECODE

	Freq	Pct
1 = January.....	54	0.10
2 = February.....	51	0.09
3 = March.....	44	0.08
4 = April.....	48	0.09
5 = May.....	52	0.09
6 = June.....	64	0.12
7 = July.....	55	0.10
8 = August.....	41	0.07
9 = September.....	46	0.08
10 = October.....	48	0.09
11 = November.....	39	0.07
12 = December.....	60	0.11
85 = BAD DATA Logically assigned.....	68	0.12
89 = LEGITIMATE SKIP Logically assigned.....	25	0.05
91 = NEVER USED INHALANTS.....	50561	91.48
94 = DON'T KNOW.....	254	0.46
97 = REFUSED.....	95	0.17
98 = BLANK (NO ANSWER).....	624	1.13
99 = LEGITIMATE SKIP.....	3039	5.50

The computer recorded that you last used a prescription pain reliever that was not prescribed for you or that you took only for the experience or feeling it caused [PREEC FILL]. How old were you the last time you used any prescription pain reliever in either of these ways?

ANLAGLST¹ Len : 3 HOW OLD WERE YOU THE LAST TIME USED PAIN RELIEVER

	Freq	Pct
RANGE = 1 - 79.....	6364	11.51
981 = NEVER USED PAIN RELIEVERS Logically assigned.....	71	0.13
985 = BAD DATA Logically assigned.....	452	0.82
989 = LEGITIMATE SKIP Logically assigned.....	10	0.02
991 = NEVER USED PAIN RELIEVERS.....	46327	83.82
994 = DON'T KNOW.....	252	0.46
997 = REFUSED.....	86	0.16
998 = BLANK (NO ANSWER).....	355	0.64
999 = LEGITIMATE SKIP.....	1351	2.44

Did you last use any prescription pain reliever that was not prescribed for you or that you took only for the experience or feeling it caused in [CURRENT YEAR - 1] or [CURRENT YEAR]?

Did you last use any prescription pain reliever that was not prescribed for you or that you took only for the experience or feeling it caused in [CURRENT YEAR - 2] or [CURRENT YEAR - 1]?

In what month in [CURRENT YEAR] did you last use a prescription pain reliever that was not prescribed for you or that you took only for the experience or feeling it caused?

ANALYLU¹ Len : 4 YEAR OF LAST PAIN RELIEVER USE - RECODE

	Freq	Pct
RANGE = 2010 - 2012.....	2762	5.00
9981 = NEVER USED PAIN RELIEVERS Logically assigned.....	71	0.13
9985 = BAD DATA Logically assigned.....	87	0.16
9989 = LEGITIMATE SKIP Logically assigned.....	95	0.17
9991 = NEVER USED PAIN RELIEVERS.....	46327	83.82
9994 = DON'T KNOW.....	267	0.48
9997 = REFUSED.....	94	0.17
9998 = BLANK (NO ANSWER).....	806	1.46
9999 = LEGITIMATE SKIP.....	4759	8.61

PRIOR SUBSTANCE USE

In what month in [CURRENT YEAR] did you last use a prescription pain reliever that was not prescribed for you or that you took only for the experience or feeling it caused?

In what month in [YEAR FROM LU17a or LU17b] did you last use a prescription pain reliever that was not prescribed for you or that you took only for the experience or feeling it caused?

ANALMLU¹ Len : 2 MONTH OF LAST PAIN RELIEVER USE - RECODE

	Freq	Pct
1 = January.....	249	0.45
2 = February.....	184	0.33
3 = March.....	234	0.42
4 = April.....	200	0.36
5 = May.....	201	0.36
6 = June.....	233	0.42
7 = July.....	204	0.37
8 = August.....	196	0.35
9 = September.....	187	0.34
10 = October.....	201	0.36
11 = November.....	184	0.33
12 = December.....	197	0.36
81 = NEVER USED PAIN RELIEVERS Logically assigned.....	71	0.13
85 = BAD DATA Logically assigned.....	164	0.30
89 = LEGITIMATE SKIP Logically assigned.....	95	0.17
91 = NEVER USED PAIN RELIEVERS.....	46327	83.82
94 = DON'T KNOW.....	453	0.82
97 = REFUSED.....	107	0.19
98 = BLANK (NO ANSWER).....	822	1.49
99 = LEGITIMATE SKIP.....	4759	8.61

The computer recorded that you last used OxyContin that was not prescribed for you or that you took only for the experience or feeling it caused [OXYREC FILL]. How old were you the last time you used OxyContin in either of these ways?

OXYAGLST¹ Len : 3 HOW OLD WERE YOU THE LAST TIME USED OXYCONTIN

	Freq	Pct
RANGE = 10 - 64.....	1590	2.88
981 = NEVER USED OXYCONTIN Logically assigned.....	2300	4.16
985 = BAD DATA Logically assigned.....	142	0.26
989 = LEGITIMATE SKIP Logically assigned.....	3	0.01
991 = NEVER USED OXYCONTIN.....	50872	92.05
994 = DON'T KNOW.....	47	0.09
997 = REFUSED.....	48	0.09
998 = BLANK (NO ANSWER).....	139	0.25
999 = LEGITIMATE SKIP.....	127	0.23

Did you last use OxyContin that was not prescribed for you or that you took only for the experience or feeling it caused in [CURRENT YEAR - 1] or [CURRENT YEAR]?

Did you last use OxyContin that was not prescribed for you or that you took only for the experience or feeling it caused in [CURRENT YEAR - 2] or [CURRENT YEAR - 1]?

In what month in [CURRENT YEAR] did you last use OxyContin that was not prescribed for you or that you took only for the experience or feeling it caused?

OXYCYLU¹ Len : 4 YEAR OF LAST OXYCONTIN USE - RECODE

	Freq	Pct
RANGE = 2010 - 2012.....	579	1.05
9981 = NEVER USED OXYCONTIN Logically assigned.....	2300	4.16
9985 = BAD DATA Logically assigned.....	16	0.03
9989 = LEGITIMATE SKIP Logically assigned.....	16	0.03
9991 = NEVER USED OXYCONTIN.....	50872	92.05
9994 = DON'T KNOW.....	49	0.09
9997 = REFUSED.....	48	0.09
9998 = BLANK (NO ANSWER).....	276	0.50
9999 = LEGITIMATE SKIP.....	1112	2.01

PRIOR SUBSTANCE USE

In what month in [CURRENT YEAR] did you last use OxyContin that was not prescribed for you or that you took only for the experience or feeling it caused?

In what month in [YEAR FROM LU17f or LU17g] did you last use OxyContin that was not prescribed for you or that you took only for the experience or feeling it caused?

OXYCMLU¹ Len : 2 MONTH OF LAST OXYCONTIN USE - RECODE

	Freq	Pct
1 = January.....	56	0.10
2 = February.....	49	0.09
3 = March.....	44	0.08
4 = April.....	35	0.06
5 = May.....	34	0.06
6 = June.....	56	0.10
7 = July.....	37	0.07
8 = August.....	41	0.07
9 = September.....	45	0.08
10 = October.....	38	0.07
11 = November.....	39	0.07
12 = December.....	40	0.07
81 = NEVER USED OXYCONTIN Logically assigned.....	2300	4.16
85 = BAD DATA Logically assigned.....	42	0.08
89 = LEGITIMATE SKIP Logically assigned.....	16	0.03
91 = NEVER USED OXYCONTIN.....	50872	92.05
94 = DON'T KNOW.....	80	0.14
97 = REFUSED.....	50	0.09
98 = BLANK (NO ANSWER).....	282	0.51
99 = LEGITIMATE SKIP.....	1112	2.01

The computer recorded that you last used a prescription tranquilizer that was not prescribed for you or that you took only for the experience or feeling it caused [TRREC FILL]. How old were you the last time you used any prescription tranquilizer in either of those ways?

TRNAGLST¹ Len : 3 HOW OLD WERE YOU THE LAST TIME USED TRANQUILIZERS

	Freq	Pct
RANGE = 1 - 69.....	3668	6.64
981 = NEVER USED TRANQUILIZERS Logically assigned.....	2	0.00
985 = BAD DATA Logically assigned.....	339	0.61
989 = LEGITIMATE SKIP Logically assigned.....	1	0.00
991 = NEVER USED TRANQUILIZERS.....	50400	91.19
994 = DON'T KNOW.....	172	0.31
997 = REFUSED.....	51	0.09
998 = BLANK (NO ANSWER).....	127	0.23
999 = LEGITIMATE SKIP.....	508	0.92

Did you last use any prescription tranquilizer that was not prescribed for you or that you took only for the experience or feeling it caused in [CURRENT YEAR - 1] or [CURRENT YEAR]?

Did you last use any prescription tranquilizer that was not prescribed for you or that you took only for the experience or feeling it caused in [CURRENT YEAR - 2] or [CURRENT YEAR - 1]?

In what month in [CURRENT YEAR] did you last use a prescription tranquilizer that was not prescribed for you or that you took only for the experience or feeling it caused?

TRANYL¹ Len : 4 YEAR OF LAST TRANQUILIZER USE - RECODE

	Freq	Pct
RANGE = 2010 - 2012.....	1298	2.35
9981 = NEVER USED TRANQUILIZERS Logically assigned.....	2	0.00
9985 = BAD DATA Logically assigned.....	54	0.10
9989 = LEGITIMATE SKIP Logically assigned.....	35	0.06
9991 = NEVER USED TRANQUILIZERS.....	50400	91.19
9994 = DON'T KNOW.....	178	0.32
9997 = REFUSED.....	55	0.10
9998 = BLANK (NO ANSWER).....	454	0.82
9999 = LEGITIMATE SKIP.....	2792	5.05

PRIOR SUBSTANCE USE

In what month in [CURRENT YEAR] did you last use a prescription tranquilizer that was not prescribed for you or that you took only for the experience or feeling it caused?

In what month in [YEAR FROM LU18a or LU18b] did you last use a prescription tranquilizer that was not prescribed for you or that you took only for the experience or feeling it caused?

TRANMLU¹ Len : 2 MONTH OF LAST TRANQUILIZER USE - RECODE

	Freq	Pct
1 = January.....	90	0.16
2 = February.....	90	0.16
3 = March.....	100	0.18
4 = April.....	93	0.17
5 = May.....	97	0.18
6 = June.....	120	0.22
7 = July.....	108	0.20
8 = August.....	73	0.13
9 = September.....	84	0.15
10 = October.....	102	0.18
11 = November.....	80	0.14
12 = December.....	107	0.19
81 = NEVER USED TRANQUILIZERS Logically assigned.....	2	0.00
85 = BAD DATA Logically assigned.....	122	0.22
89 = LEGITIMATE SKIP Logically assigned.....	35	0.06
91 = NEVER USED TRANQUILIZERS.....	50400	91.19
94 = DON'T KNOW.....	242	0.44
97 = REFUSED.....	60	0.11
98 = BLANK (NO ANSWER).....	471	0.85
99 = LEGITIMATE SKIP.....	2792	5.05

NOTE: Data for STMAGLST, STIMYLU, and STIMMLU were edited for consistency with data for MTHAGLST, METHYLU, and METHMLU (see below) if respondents reported nonmedical use of methamphetamine in the core STIMULANTS module. In that context, nonmedical use of methamphetamine could include the prescription forms Desoxyn or Methedrine. Respondents in this survey year who reported methamphetamine use in the noncore SPECIAL DRUGS module also were asked questions about their last use of methamphetamine, without reference to prescription forms of the drug. STMAGLST, STIMYLU, and STIMMLU were not edited for consistency with data on the last use of methamphetamine for these additional noncore methamphetamine users. Consequently, STMAGLST, STIMYLU, and STIMMLU could indicate lifetime nonuse of "prescription" stimulants when the corresponding methamphetamine data in MTHAGLST, METHYLU, and METHMLU indicate that respondents were methamphetamine users. Therefore, documentation of codes for 81, 981, 9981, 91, 991, and 9991 in STMAGLST, STIMYLU, and STIMMLU specifically indicates that respondents had never used prescription stimulants nonmedically.

The computer recorded that you last used a prescription stimulant that was not prescribed for you or that you took only for the experience or feeling it caused [STREC FILL]. How old were you the last time you used any prescription stimulant in either of these ways?

STMAGLST¹ Len : 3 HOW OLD WERE YOU THE LAST TIME USED RX STIMULANTS

	Freq	Pct
RANGE = 1 - 67.....	2960	5.36
981 = NEVER USED PRESCRIPTION STIMULANTS Log assn.....	9	0.02
985 = BAD DATA Logically assigned.....	135	0.24
989 = LEGITIMATE SKIP Logically assigned.....	4	0.01
991 = NEVER USED PRESCRIPTION STIMULANTS.....	51519	93.22
994 = DON'T KNOW.....	92	0.17
997 = REFUSED.....	13	0.02
998 = BLANK (NO ANSWER).....	193	0.35
999 = LEGITIMATE SKIP.....	343	0.62

PRIOR SUBSTANCE USE

Did you last use any prescription stimulant that was not prescribed for you or that you took only for the experience or feeling it caused in [CURRENT YEAR - 1] or [CURRENT YEAR]?

Did you last use any prescription stimulant that was not prescribed for you or that you took only for the experience or feeling it caused in [CURRENT YEAR - 2] or [CURRENT YEAR - 1]?

In what month in [CURRENT YEAR] did you last use a prescription stimulant that was not prescribed for you or that you took only for the experience or feeling it caused?

STIMYLU¹ Len : 4 YEAR OF LAST RX STIMULANT USE - RECODE

	Freq	Pct
RANGE = 2010 - 2012.....	874	1.58
9981 = NEVER USED PRESCRIPTION STIMULANTS Log assn.....	9	0.02
9985 = BAD DATA Logically assigned.....	20	0.04
9989 = LEGITIMATE SKIP Logically assigned.....	16	0.03
9991 = NEVER USED PRESCRIPTION STIMULANTS.....	51519	93.22
9994 = DON'T KNOW.....	90	0.16
9997 = REFUSED.....	14	0.03
9998 = BLANK (NO ANSWER).....	363	0.66
9999 = LEGITIMATE SKIP.....	2363	4.28

In what month in [CURRENT YEAR] did you last use a prescription stimulant that was not prescribed for you or that you took only for the experience or feeling it caused?

In what month in [YEAR FROM LU19a or LU19b] did you last use a prescription stimulant that was not prescribed for you or that you took only for the experience or feeling it caused?

STIMMLU¹ Len : 2 MONTH OF LAST RX STIMULANT USE - RECODE

	Freq	Pct
1 = January.....	60	0.11
2 = February.....	42	0.08
3 = March.....	69	0.12
4 = April.....	67	0.12
5 = May.....	97	0.18
6 = June.....	66	0.12
7 = July.....	63	0.11
8 = August.....	58	0.10
9 = September.....	43	0.08
10 = October.....	45	0.08
11 = November.....	78	0.14
12 = December.....	103	0.19
81 = NEVER USED PRESCRIPTION STIMULANTS Log assn.....	9	0.02
85 = BAD DATA Logically assigned.....	46	0.08
89 = LEGITIMATE SKIP Logically assigned.....	16	0.03
91 = NEVER USED PRESCRIPTION STIMULANTS.....	51519	93.22
94 = DON'T KNOW.....	131	0.24
97 = REFUSED.....	16	0.03
98 = BLANK (NO ANSWER).....	377	0.68
99 = LEGITIMATE SKIP.....	2363	4.28

NOTE: MTHNCFLG is a flag variable that indicates when respondents reported methamphetamine use in the noncore SPECIAL DRUGS module and MTHAGLST has nonmissing data.

MTHNCFLG¹ Len : 2 MTHAGLST COMING FROM NONCORE DATA

	Freq	Pct
1 = Nonmissing MTHAGLST based on noncore data.....	554	1.00
98 = OTHERWISE.....	54714	99.00

PRIOR SUBSTANCE USE

The computer recorded that you last used [Methamphetamine, Desoxyn or Methedrine]/[Methamphetamine] [MEREK FILL]. How old were you the last time you used [Methamphetamine, Desoxyn or Methedrine]/[Methamphetamine]?

MTHAGLST¹ Len : 3 HOW OLD WERE YOU THE LAST TIME USED METH

	Freq	Pct
RANGE = 1 - 66.....	1784	3.23
981 = NEVER USED METHAMPHETAMINE Logically assigned.....	9	0.02
985 = BAD DATA Logically assigned.....	119	0.22
991 = NEVER USED METHAMPHETAMINE.....	53127	96.13
994 = DON'T KNOW.....	60	0.11
997 = REFUSED.....	16	0.03
998 = BLANK (NO ANSWER).....	40	0.07
999 = LEGITIMATE SKIP.....	113	0.20

Did you last use [METHFILL] in [CURRENT YEAR - 1] or [CURRENT YEAR]?

Did you last use [METHFILL] in [CURRENT YEAR - 2] or [CURRENT YEAR - 1]?

In what month in [CURRENT YEAR] did you last use [METHFILL]?

METHYLU¹ Len : 4 YEAR OF LAST METHAMPHETAMINE USE - RECODE

	Freq	Pct
RANGE = 2010 - 2012.....	313	0.57
9981 = NEVER USED METHAMPHETAMINE Logically assigned.....	9	0.02
9985 = BAD DATA Logically assigned.....	6	0.01
9989 = LEGITIMATE SKIP Logically assigned.....	7	0.01
9991 = NEVER USED METHAMPHETAMINE.....	53127	96.13
9994 = DON'T KNOW.....	60	0.11
9997 = REFUSED.....	19	0.03
9998 = BLANK (NO ANSWER).....	161	0.29
9999 = LEGITIMATE SKIP.....	1566	2.83

In what month in [CURRENT YEAR] did you last use [METHFILL]?

In what month in [YEAR FROM LU20a or LU20b] did you last use [METHFILL]?

METHMLU¹ Len : 2 MONTH OF LAST METHAMPHETAMINE USE - RECODE

	Freq	Pct
1 = January.....	22	0.04
2 = February.....	9	0.02
3 = March.....	30	0.05
4 = April.....	27	0.05
5 = May.....	23	0.04
6 = June.....	17	0.03
7 = July.....	29	0.05
8 = August.....	27	0.05
9 = September.....	21	0.04
10 = October.....	24	0.04
11 = November.....	21	0.04
12 = December.....	33	0.06
81 = NEVER USED METHAMPHETAMINE Logically assigned.....	9	0.02
85 = BAD DATA Logically assigned.....	20	0.04
89 = LEGITIMATE SKIP Logically assigned.....	7	0.01
91 = NEVER USED METHAMPHETAMINE.....	53127	96.13
94 = DON'T KNOW.....	72	0.13
97 = REFUSED.....	21	0.04
98 = BLANK (NO ANSWER).....	163	0.29
99 = LEGITIMATE SKIP.....	1566	2.83

PRIOR SUBSTANCE USE

The computer recorded that you last used a prescription sedative that was not prescribed for you or that you took only for the experience or feeling it caused [SVREC FILL]. How old were you the last time you used any prescription sedative in either of those ways?

SEDAGLST¹

Len : 3 HOW OLD WERE YOU THE LAST TIME USED SEDATIVES

	Freq	Pct
RANGE = 6 - 68.....	727	1.32
981 = NEVER USED SEDATIVES Logically assigned.....	27	0.05
985 = BAD DATA Logically assigned.....	54	0.10
989 = LEGITIMATE SKIP Logically assigned.....	1	0.00
991 = NEVER USED SEDATIVES.....	54200	98.07
994 = DON'T KNOW.....	52	0.09
997 = REFUSED.....	14	0.03
998 = BLANK (NO ANSWER).....	130	0.24
999 = LEGITIMATE SKIP.....	63	0.11

Did you last use any prescription sedative that was not prescribed for you or that you took only for the experience or feeling it caused in [CURRENT YEAR - 1] or [CURRENT YEAR]?

Did you last use any prescription sedative that was not prescribed for you or that you took only for the experience or feeling it caused in [CURRENT YEAR - 2] or [CURRENT YEAR - 1]?

In what month in [CURRENT YEAR] did you last use a prescription sedative that was not prescribed for you or that you took only for the experience or feeling it caused?

SEDYLU¹

Len : 4 YEAR OF LAST SEDATIVE USE - RECODE

	Freq	Pct
RANGE = 2010 - 2012.....	180	0.33
9981 = NEVER USED SEDATIVES Logically assigned.....	27	0.05
9985 = BAD DATA Logically assigned.....	11	0.02
9989 = LEGITIMATE SKIP Logically assigned.....	6	0.01
9991 = NEVER USED SEDATIVES.....	54200	98.07
9994 = DON'T KNOW.....	53	0.10
9997 = REFUSED.....	15	0.03
9998 = BLANK (NO ANSWER).....	182	0.33
9999 = LEGITIMATE SKIP.....	594	1.07

In what month in [CURRENT YEAR] did you last use a prescription sedative that was not prescribed for you or that you took only for the experience or feeling it caused?

In what month in [YEAR FROM LU21a or LU21b] did you last use a prescription sedative that was not prescribed for you or that you took only for the experience or feeling it caused?

SEDMLU¹

Len : 2 MONTH OF LAST SEDATIVE USE - RECODE

	Freq	Pct
1 = January.....	12	0.02
2 = February.....	9	0.02
3 = March.....	18	0.03
4 = April.....	18	0.03
5 = May.....	12	0.02
6 = June.....	12	0.02
7 = July.....	18	0.03
8 = August.....	7	0.01
9 = September.....	13	0.02
10 = October.....	8	0.01
11 = November.....	18	0.03
12 = December.....	15	0.03
81 = NEVER USED SEDATIVES Logically assigned.....	27	0.05
85 = BAD DATA Logically assigned.....	14	0.03
89 = LEGITIMATE SKIP Logically assigned.....	6	0.01
91 = NEVER USED SEDATIVES.....	54200	98.07
94 = DON'T KNOW.....	66	0.12
97 = REFUSED.....	19	0.03
98 = BLANK (NO ANSWER).....	182	0.33
99 = LEGITIMATE SKIP.....	594	1.07

PRIOR SUBSTANCE USE

NOTE: Values of 1 or 2 in the variables USEALCG, USEMJCG, and USEALMJ were reset to values of 11 or 12 if respondents were routed to the corresponding questions but one or more of the relevant age-at-first-use variables (e.g., ALCTRY and CIGTRY for USEALCG) had been assigned the code for bad data during the editing of the data in the TOBACCO, ALCOHOL, or MARIJUANA modules.

Earlier, the computer recorded that you started using alcohol and cigarettes when you were [AFUFILL] years old. Which did you use first?

USEALCG¹ Len : 2 USED ALC OR CIG FIRST WHEN [AFUFILL] YEARS OLD

	Freq	Pct
1 = Alcohol.....	1821	3.29
2 = Cigarettes.....	2085	3.77
3 = Alcohol LOGICALLY ASSIGNED.....	37	0.07
4 = Cigarettes LOGICALLY ASSIGNED.....	33	0.06
11 = Alcohol (see NOTE).....	19	0.03
12 = Cigarettes (see NOTE).....	16	0.03
89 = LEGITIMATE SKIP Logically assigned.....	1	0.00
91 = NEVER USED ALCOHOL/CIGARETTES.....	14890	26.94
94 = DON'T KNOW.....	36	0.07
97 = REFUSED.....	5	0.01
98 = BLANK (NO ANSWER).....	369	0.67
99 = LEGITIMATE SKIP.....	35956	65.06

Earlier, the computer recorded that you started using marijuana and cigarettes when you were [AFUFILL] years old. Which did you use first?

USEMJCG¹ Len : 2 USED MJ OR CIG FIRST WHEN [AFUFILL] YEARS OLD

	Freq	Pct
1 = Marijuana.....	1073	1.94
2 = Cigarettes.....	1973	3.57
3 = Marijuana LOGICALLY ASSIGNED.....	37	0.07
4 = Cigarettes LOGICALLY ASSIGNED.....	23	0.04
11 = Marijuana (see NOTE for USEALCG).....	13	0.02
12 = Cigarettes (see NOTE for USEALCG).....	10	0.02
91 = NEVER USED MARIJUANA/CIGARETTES.....	23901	43.25
94 = DON'T KNOW.....	11	0.02
97 = REFUSED.....	6	0.01
98 = BLANK (NO ANSWER).....	163	0.29
99 = LEGITIMATE SKIP.....	28058	50.77

Earlier, the computer recorded that you started using alcohol and marijuana when you were [AFUFILL] years old. Which did you use first?

USEALMJ¹ Len : 2 USED ALC OR MJ FIRST WHEN [AFUFILL] YEARS OLD

	Freq	Pct
1 = Alcohol.....	2576	4.66
2 = Marijuana.....	963	1.74
3 = Alcohol LOGICALLY ASSIGNED.....	19	0.03
4 = Marijuana LOGICALLY ASSIGNED.....	59	0.11
11 = Alcohol (see NOTE for USEALCG).....	5	0.01
12 = Marijuana (see NOTE for USEALCG).....	4	0.01
85 = BAD DATA Logically assigned.....	2	0.00
91 = NEVER USED ALCOHOL/MARIJUANA.....	15838	28.66
94 = DON'T KNOW.....	19	0.03
97 = REFUSED.....	7	0.01
98 = BLANK (NO ANSWER).....	208	0.38
99 = LEGITIMATE SKIP.....	35568	64.36

PRIOR SUBSTANCE USE

NOTE: Values of 1, 2, or 3 in the variables USEACM and USENEXT were reset to values of 11, 12, or 13 if one or more of the relevant age-at-first-use variables (ALCTRY, CIGTRY, and MJAGE) had been assigned the code for bad data during the editing of the data in the TOBACCO, ALCOHOL, or MARIJUANA modules.

Earlier, the computer recorded that you started using alcohol, cigarettes and marijuana when you were [AFUFILL] years old. Which did you use first?

USEACM ¹	Len : 2 USED ALC CIG OR MJ 1ST WHEN [AFUFILL] YEARS OLD	Freq	Pct
1 = Alcohol.....		671	1.21
2 = Cigarettes		741	1.34
3 = Marijuana.....		196	0.35
4 = Alcohol LOGICALLY ASSIGNED		9	0.02
5 = Cigarettes LOGICALLY ASSIGNED.....		7	0.01
6 = Marijuana LOGICALLY ASSIGNED		9	0.02
11 = Alcohol (see NOTE).....		4	0.01
12 = Cigarettes (see NOTE)		1	0.00
13 = Marijuana (see NOTE).....		1	0.00
85 = BAD DATA Logically assigned.....		4	0.01
91 = NEVER USED ALCOHOL/CIGARETTES/MARIJUANA.....		14609	26.43
94 = DON'T KNOW.....		10	0.02
97 = REFUSED		4	0.01
98 = BLANK (NO ANSWER).....		55	0.10
99 = LEGITIMATE SKIP		38947	70.47

After first using [FILL LU25], which of these did you use next?

USENEXT ¹	Len : 2 WHAT DID YOU USE AFTER USING [FILL LU25]	Freq	Pct
1 = Alcohol.....		609	1.10
2 = Cigarettes		503	0.91
3 = Marijuana.....		487	0.88
4 = Alcohol LOGICALLY ASSIGNED		14	0.03
5 = Cigarettes LOGICALLY ASSIGNED.....		6	0.01
6 = Marijuana LOGICALLY ASSIGNED		6	0.01
11 = Alcohol (see NOTE for USEACM).....		1	0.00
12 = Cigarettes (see NOTE for USEACM)		2	0.00
13 = Marijuana (see NOTE for USEACM).....		3	0.01
85 = BAD DATA Logically assigned.....		11	0.02
91 = NEVER USED ALCOHOL/CIGARETTES/MARIJUANA.....		14609	26.43
94 = DON'T KNOW.....		1	0.00
97 = REFUSED		4	0.01
98 = BLANK (NO ANSWER).....		65	0.12
99 = LEGITIMATE SKIP		38947	70.47

Earlier, the computer recorded that, during the past 30 days, you used prescription pain relievers that were not prescribed for you or that you took only for the experience or feeling they caused. How did you get these prescription pain relievers?

Please enter all of the ways that you got the prescription pain relievers you used in the past 30 days.

ANLRX1DR ¹	Len : 2 GOT ONE+ PRSCRPS FOR PAIN RLVRS FROM JUST ONE DR	Freq	Pct
1 = Response entered		292	0.53
5 = Response entered LOG ASSN (from ANLGTLA2)		17	0.03
6 = Response not entered.....		962	1.74
81 = NEVER USED PAIN RELIEVERS Logically assigned.....		71	0.13
85 = BAD DATA Logically assigned.....		2	0.00
91 = NEVER USED PAIN RELIEVERS.....		46327	83.82
93 = DID NOT USE PAIN RELIEVERS IN THE PAST 30 DAYS.....		6991	12.65
94 = DON'T KNOW.....		35	0.06
97 = REFUSED		50	0.09
98 = BLANK (NO ANSWER).....		521	0.94

PRIOR SUBSTANCE USE

ANLRXDRS¹

Len : 2 I GOT PRSCRPS FOR PAIN RELIEVERS FROM TWO+ DR

	Freq	Pct
1 = Response entered	45	0.08
5 = Response entered LOG ASSN (from ANLGTLA2)	4	0.01
6 = Response not entered.....	1220	2.21
81 = NEVER USED PAIN RELIEVERS Logically assigned.....	71	0.13
85 = BAD DATA Logically assigned.....	1	0.00
91 = NEVER USED PAIN RELIEVERS.....	46327	83.82
93 = DID NOT USE PAIN RELIEVERS IN THE PAST 30 DAYS.....	6991	12.65
94 = DON'T KNOW.....	35	0.06
97 = REFUSED	50	0.09
98 = BLANK (NO ANSWER).....	524	0.95

ANLRXFAK¹

Len : 2 I WROTE FAKE PRESCRIPTIONS FOR PAIN RELIEVERS

	Freq	Pct
1 = Response entered	6	0.01
6 = Response not entered.....	1263	2.29
81 = NEVER USED PAIN RELIEVERS Logically assigned.....	71	0.13
85 = BAD DATA Logically assigned.....	1	0.00
91 = NEVER USED PAIN RELIEVERS.....	46327	83.82
93 = DID NOT USE PAIN RELIEVERS IN THE PAST 30 DAYS.....	6991	12.65
94 = DON'T KNOW.....	35	0.06
97 = REFUSED	50	0.09
98 = BLANK (NO ANSWER).....	524	0.95

ANLSTOLE¹

Len : 2 ISTOLE PN RLVRS FROM A DR'S OFF/CLIN/HOSP/PHARMCY

	Freq	Pct
1 = Response entered	13	0.02
5 = Response entered LOG ASSN (from ANLGTLA2)	1	0.00
6 = Response not entered.....	1255	2.27
81 = NEVER USED PAIN RELIEVERS Logically assigned.....	71	0.13
85 = BAD DATA Logically assigned.....	1	0.00
91 = NEVER USED PAIN RELIEVERS.....	46327	83.82
93 = DID NOT USE PAIN RELIEVERS IN THE PAST 30 DAYS.....	6991	12.65
94 = DON'T KNOW.....	35	0.06
97 = REFUSED	50	0.09
98 = BLANK (NO ANSWER).....	524	0.95

ANLFRFRE¹

Len : 2 I GOT PAIN RELIEVERS FRM A FRND/RELATIVE FOR FREE

	Freq	Pct
1 = Response entered	720	1.30
3 = Response entered LOG ASSN (from ANLOTHS2).....	6	0.01
5 = Response entered LOG ASSN (from ANLGTLA2)	12	0.02
6 = Response not entered.....	535	0.97
81 = NEVER USED PAIN RELIEVERS Logically assigned.....	71	0.13
85 = BAD DATA Logically assigned.....	1	0.00
91 = NEVER USED PAIN RELIEVERS.....	46327	83.82
93 = DID NOT USE PAIN RELIEVERS IN THE PAST 30 DAYS.....	6991	12.65
94 = DON'T KNOW.....	35	0.06
97 = REFUSED	50	0.09
98 = BLANK (NO ANSWER).....	520	0.94

ANLFRBUY¹

Len : 2 I BOUGHT THE PN RELIEVERS FRM A FRIEND OR RELATIV

	Freq	Pct
1 = Response entered	322	0.58
5 = Response entered LOG ASSN (from ANLGTLA2)	8	0.01
6 = Response not entered.....	940	1.70
81 = NEVER USED PAIN RELIEVERS Logically assigned.....	71	0.13
85 = BAD DATA Logically assigned.....	2	0.00
91 = NEVER USED PAIN RELIEVERS.....	46327	83.82
93 = DID NOT USE PAIN RELIEVERS IN THE PAST 30 DAYS.....	6991	12.65
94 = DON'T KNOW.....	35	0.06
97 = REFUSED	50	0.09
98 = BLANK (NO ANSWER).....	522	0.94

PRIOR SUBSTANCE USE

ANLFRTRKE¹

Len : 2 I TOOK THE PNRLVRS FROM A FRND/RELATIVE WO ASKING

	Freq	Pct
1 = Response entered	132	0.24
3 = Response entered LOG ASSN (from ANLOTHS2)	3	0.01
5 = Response entered LOG ASSN (from ANLGTLA2)	2	0.00
6 = Response not entered.....	1132	2.05
81 = NEVER USED PAIN RELIEVERS Logically assigned.....	71	0.13
85 = BAD DATA Logically assigned	1	0.00
91 = NEVER USED PAIN RELIEVERS.....	46327	83.82
93 = DID NOT USE PAIN RELIEVERS IN THE PAST 30 DAYS.....	6991	12.65
94 = DON'T KNOW.....	35	0.06
97 = REFUSED	50	0.09
98 = BLANK (NO ANSWER).....	524	0.95

ANLDEALR¹

Len : 2 I BOUGHT THE PNRLVRS FRM DRUG DEALR/OTH STRANGER

	Freq	Pct
1 = Response entered	196	0.35
3 = Response entered LOG ASSN (from ANLOTHS2)	2	0.00
5 = Response entered LOG ASSN (from ANLGTLA2)	5	0.01
6 = Response not entered.....	1066	1.93
81 = NEVER USED PAIN RELIEVERS Logically assigned.....	71	0.13
85 = BAD DATA Logically assigned	1	0.00
91 = NEVER USED PAIN RELIEVERS.....	46327	83.82
93 = DID NOT USE PAIN RELIEVERS IN THE PAST 30 DAYS.....	6991	12.65
94 = DON'T KNOW.....	35	0.06
97 = REFUSED	50	0.09
98 = BLANK (NO ANSWER).....	524	0.95

ANLINET¹

Len : 2 I BOUGHT THE PAIN RELIEVERS ON THE INTERNET

	Freq	Pct
1 = Response entered	7	0.01
5 = Response entered LOG ASSN (from ANLGTLA2)	1	0.00
6 = Response not entered.....	1261	2.28
81 = NEVER USED PAIN RELIEVERS Logically assigned.....	71	0.13
85 = BAD DATA Logically assigned	1	0.00
91 = NEVER USED PAIN RELIEVERS.....	46327	83.82
93 = DID NOT USE PAIN RELIEVERS IN THE PAST 30 DAYS.....	6991	12.65
94 = DON'T KNOW.....	35	0.06
97 = REFUSED	50	0.09
98 = BLANK (NO ANSWER).....	524	0.95

ANLOTHWY¹

Len : 2 I GOT THE PAIN RELIEVERS IN SOME OTHER WAY

	Freq	Pct
1 = Response entered	123	0.22
5 = Response entered LOG ASSN (from ANLGTLA2)	2	0.00
6 = Response not entered.....	1145	2.07
81 = NEVER USED PAIN RELIEVERS Logically assigned.....	71	0.13
85 = BAD DATA Logically assigned	1	0.00
91 = NEVER USED PAIN RELIEVERS.....	46327	83.82
93 = DID NOT USE PAIN RELIEVERS IN THE PAST 30 DAYS.....	6991	12.65
94 = DON'T KNOW.....	35	0.06
97 = REFUSED	50	0.09
98 = BLANK (NO ANSWER).....	523	0.95

PRIOR SUBSTANCE USE

ANLOTHS2¹

Len : 2 OTHER WAY RESP GOT PAIN REL USED IN PST 30 DAYS

	Freq	Pct
1 = Got one/more prescriptions from just one doctor.....	1	0.00
5 = Got it from a friend or relative for free.....	6	0.01
6 = Bought it from a friend or relative	1	0.00
7 = Took from a friend or relative without asking	3	0.01
8 = Bought it from a drug dealer or other stranger.....	4	0.01
10 = Got it in some other way	8	0.01
11 = From friend, relative, home; otherwise unspecfd.....	36	0.07
13 = Given to me; otherwise unspecified.....	4	0.01
14 = Bought it; otherwise unspecified.....	4	0.01
17 = Got it from a place of business; otherwise unspcfd.....	8	0.01
18 = From an individual; how and relationship unspcfd	7	0.01
20 = Traded/bartered for it; sex not specified	3	0.01
21 = Found it; otherwise unspecified.....	6	0.01
71 = Bought/obtained it outside of the US	3	0.01
72 = An OTC drug /OTC-only store reported.....	3	0.01
81 = NEVER USED PAIN RELIEVERS Logically assigned.....	71	0.13
85 = BAD DATA Logically assigned	6	0.01
91 = NEVER USED PAIN RELIEVERS.....	46327	83.82
93 = DID NOT USE PAIN RELIEVERS IN THE PAST 30 DAYS.....	6991	12.65
94 = DON'T KNOW.....	7	0.01
97 = REFUSED	65	0.12
98 = BLANK (NO ANSWER).....	559	1.01
99 = LEGITIMATE SKIP	1145	2.07

You reported that you got the prescription pain relievers you used in the past 30 days from a friend or relative for free. How did your friend or relative get the prescription pain relievers that you used?

Please enter all of the ways that your friend or relative got the prescription pain relievers you used in the past 30 days.

ANLFF1DR¹

Len : 2 FRIEND/RELATIVE GOT RX FOR PAIN RLVR FROM 1 DR

	Freq	Pct
1 = Response entered	484	0.88
3 = Response entered LOG ASSN (from ANLFFOSP).....	2	0.00
5 = Response entered LOG ASSN (from ANLFFLAS)	15	0.03
6 = Response not entered.....	184	0.33
81 = NEVER USED PAIN RELIEVERS Logically assigned.....	71	0.13
91 = NEVER USED PAIN RELIEVERS.....	46327	83.82
93 = DID NOT USE PAIN RELIEVERS IN THE PAST 30 DAYS.....	6991	12.65
94 = DON'T KNOW.....	35	0.06
97 = REFUSED	8	0.01
98 = BLANK (NO ANSWER).....	616	1.11
99 = LEGITIMATE SKIP	535	0.97

ANLFFDRS¹

Len : 2 FRIEND/RELATIVE GOT RX FOR PAIN RLVR FROM >1 DR

	Freq	Pct
1 = Response entered	61	0.11
5 = Response entered LOG ASSN (from ANLFFLAS)	2	0.00
6 = Response not entered.....	614	1.11
81 = NEVER USED PAIN RELIEVERS Logically assigned.....	71	0.13
91 = NEVER USED PAIN RELIEVERS.....	46327	83.82
93 = DID NOT USE PAIN RELIEVERS IN THE PAST 30 DAYS.....	6991	12.65
94 = DON'T KNOW.....	35	0.06
97 = REFUSED	8	0.01
98 = BLANK (NO ANSWER).....	624	1.13
99 = LEGITIMATE SKIP	535	0.97

ANLFFAKE¹

Len : 2 FRIEND/RELATIVE WROTE FAKE RX FOR PAIN RELIEVERS

	Freq	Pct
1 = Response entered	6	0.01
6 = Response not entered.....	671	1.21
81 = NEVER USED PAIN RELIEVERS Logically assigned.....	71	0.13
91 = NEVER USED PAIN RELIEVERS.....	46327	83.82
93 = DID NOT USE PAIN RELIEVERS IN THE PAST 30 DAYS.....	6991	12.65
94 = DON'T KNOW.....	35	0.06
97 = REFUSED	8	0.01
98 = BLANK (NO ANSWER).....	624	1.13
99 = LEGITIMATE SKIP	535	0.97

PRIOR SUBSTANCE USE

ANLFFSTL¹

Len : 2 FRND/RELAT STOLE PN RLVRS FRM DR/CLIN/HOSP/PHARM

	Freq	Pct
1 = Response entered	7	0.01
6 = Response not entered.....	670	1.21
81 = NEVER USED PAIN RELIEVERS Logically assigned.....	71	0.13
91 = NEVER USED PAIN RELIEVERS.....	46327	83.82
93 = DID NOT USE PAIN RELIEVERS IN THE PAST 30 DAYS.....	6991	12.65
94 = DON'T KNOW.....	35	0.06
97 = REFUSED	8	0.01
98 = BLANK (NO ANSWER).....	624	1.13
99 = LEGITIMATE SKIP	535	0.97

ANLFFREE¹

Len : 2 FRND/RELAT GOT PN RLVRS FRM FRND/RELAT FOR FREE

	Freq	Pct
1 = Response entered	91	0.16
3 = Response entered LOG ASSN (from ANLFFOSP).....	1	0.00
5 = Response entered LOG ASSN (from ANLFFLAS)	9	0.02
6 = Response not entered.....	579	1.05
81 = NEVER USED PAIN RELIEVERS Logically assigned.....	71	0.13
91 = NEVER USED PAIN RELIEVERS.....	46327	83.82
93 = DID NOT USE PAIN RELIEVERS IN THE PAST 30 DAYS.....	6991	12.65
94 = DON'T KNOW.....	35	0.06
97 = REFUSED	8	0.01
98 = BLANK (NO ANSWER).....	621	1.12
99 = LEGITIMATE SKIP	535	0.97

ANLFFBOT¹

Len : 2 FRND/RELAT BOUGHT PAIN RLVRS FROM FRND/RELAT

	Freq	Pct
1 = Response entered	107	0.19
5 = Response entered LOG ASSN (from ANLFFLAS)	5	0.01
6 = Response not entered.....	566	1.02
81 = NEVER USED PAIN RELIEVERS Logically assigned.....	71	0.13
91 = NEVER USED PAIN RELIEVERS.....	46327	83.82
93 = DID NOT USE PAIN RELIEVERS IN THE PAST 30 DAYS.....	6991	12.65
94 = DON'T KNOW.....	35	0.06
97 = REFUSED	8	0.01
98 = BLANK (NO ANSWER).....	623	1.13
99 = LEGITIMATE SKIP	535	0.97

ANLFFTA¹

Len : 2 FRND/RELAT TOOK PN RLVRS FRM FRND/REL WO ASKING

	Freq	Pct
1 = Response entered	41	0.07
5 = Response entered LOG ASSN (from ANLFFLAS)	1	0.00
6 = Response not entered.....	635	1.15
81 = NEVER USED PAIN RELIEVERS Logically assigned.....	71	0.13
91 = NEVER USED PAIN RELIEVERS.....	46327	83.82
93 = DID NOT USE PAIN RELIEVERS IN THE PAST 30 DAYS.....	6991	12.65
94 = DON'T KNOW.....	35	0.06
97 = REFUSED	8	0.01
98 = BLANK (NO ANSWER).....	624	1.13
99 = LEGITIMATE SKIP	535	0.97

ANLFFDLR¹

Len : 2 FRND/RELAT BOUGHT PN RLVRS FR DRG DEALER/STRANGR

	Freq	Pct
1 = Response entered	59	0.11
3 = Response entered LOG ASSN (from ANLFFOSP).....	2	0.00
5 = Response entered LOG ASSN (from ANLFFLAS)	2	0.00
6 = Response not entered.....	615	1.11
81 = NEVER USED PAIN RELIEVERS Logically assigned.....	71	0.13
91 = NEVER USED PAIN RELIEVERS.....	46327	83.82
93 = DID NOT USE PAIN RELIEVERS IN THE PAST 30 DAYS.....	6991	12.65
94 = DON'T KNOW.....	34	0.06
97 = REFUSED	8	0.01
98 = BLANK (NO ANSWER).....	624	1.13
99 = LEGITIMATE SKIP	535	0.97

PRIOR SUBSTANCE USE

ANLFFNET¹

Len : 2 FRIEND/RELATIVE BOUGHT PN RLVRS ON THE INTERNET

	Freq	Pct
1 = Response entered	5	0.01
6 = Response not entered.....	672	1.22
81 = NEVER USED PAIN RELIEVERS Logically assigned.....	71	0.13
91 = NEVER USED PAIN RELIEVERS.....	46327	83.82
93 = DID NOT USE PAIN RELIEVERS IN THE PAST 30 DAYS.....	6991	12.65
94 = DON'T KNOW.....	35	0.06
97 = REFUSED	8	0.01
98 = BLANK (NO ANSWER).....	624	1.13
99 = LEGITIMATE SKIP	535	0.97

ANLFFOTH¹

Len : 2 FRIEND/RELATIVE GOT PAIN RLVRS SOME OTHER WAY

	Freq	Pct
1 = Response entered	54	0.10
5 = Response entered LOG ASSN (from ANLFFLAS)	1	0.00
6 = Response not entered.....	622	1.13
81 = NEVER USED PAIN RELIEVERS Logically assigned.....	71	0.13
91 = NEVER USED PAIN RELIEVERS.....	46327	83.82
93 = DID NOT USE PAIN RELIEVERS IN THE PAST 30 DAYS.....	6991	12.65
94 = DON'T KNOW.....	35	0.06
97 = REFUSED	8	0.01
98 = BLANK (NO ANSWER).....	624	1.13
99 = LEGITIMATE SKIP	535	0.97

ANLFFOSP¹

Len : 2 OTHER WAY FRND/RELAT GOT PAIN RELIEVERS PST 30 D

	Freq	Pct
1 = He/she got prescriptions from just one doctor	2	0.00
5 = He/she got it from a friend or relative for free	1	0.00
8 = He/she bought it from drug dealer/other stranger	4	0.01
11 = Fr friend/relat/home/co-worker; otherwise unspcfd	4	0.01
14 = He/she bought it; otherwise unspecified.....	2	0.00
15 = Dr office, clinic, hospital, pharmacy; how unspcfd	4	0.01
16 = He/she made/cooked it	1	0.00
17 = He/she got fr place of business; otherwise unspcfd.....	4	0.01
18 = He/she got fr individual; how & relation unspcfd	3	0.01
20 = He/she traded/bartered for it; sex not specfd.....	2	0.00
21 = He/she found it; otherwise unspecified.....	1	0.00
23 = He/she got it w/prescription(s); otherwise unspcfd	3	0.01
24 = He/she bought them at a pharmacy/store.....	3	0.01
27 = He/she got it from a drug dealer/stranger for free.....	1	0.00
73 = Reason/condition for taking drug stated	3	0.01
81 = NEVER USED PAIN RELIEVERS Logically assigned.....	71	0.13
91 = NEVER USED PAIN RELIEVERS.....	46327	83.82
93 = DID NOT USE PAIN RELIEVERS IN THE PAST 30 DAYS.....	6991	12.65
94 = DON'T KNOW.....	14	0.03
97 = REFUSED	2	0.00
98 = BLANK (NO ANSWER).....	668	1.21
99 = LEGITIMATE SKIP	1157	2.09

PRIOR SUBSTANCE USE

Earlier, the computer recorded that, during the past 12 months, you used prescription pain relievers that were not prescribed for you or that you took only for the experience or feeling they caused.

Now think about the last time you used a prescription pain reliever that was not prescribed for you or that you took only for the experience or feeling it caused. How did you get this prescription pain reliever?

ANLGLA2¹ Len : 2 HOW GOT PRSCRIP PAIN RLVR PAST 12 MOS/LAST TIME

	Freq	Pct
1 = I got a prescription from just one doctor	383	0.69
2 = I got prescriptions from more than one doctor	41	0.07
3 = I wrote a fake prescription	4	0.01
4 = I stole it from dr's office/clinic/hosp/pharmacy	11	0.02
5 = I got it from a friend or relative for free	1216	2.20
6 = I bought it from a friend or relative.....	302	0.55
7 = I took it from friend/relative without asking.....	142	0.26
8 = I bought it from a drug dealer or other stranger	131	0.24
9 = I bought it on the Internet	5	0.01
10 = I got it in some other way	128	0.23
15 = I got it from friend/relative for free LOG ASSN.....	18	0.03
16 = I bought it from a friend or relative LOG ASSN.....	2	0.00
17 = I took it from friend/relative w/o asking LOG ASSN	2	0.00
18 = I bought it from drug dealer/oth stranger LOG ASSN	2	0.00
81 = NEVER USED PAIN RELIEVERS Logically assigned.....	71	0.13
85 = BAD DATA Logically assigned.....	2	0.00
91 = NEVER USED PAIN RELIEVERS.....	46327	83.82
93 = DID NOT USE PAIN RELIEVERS IN THE PAST 12 MOS	4880	8.83
94 = DON'T KNOW.....	56	0.10
97 = REFUSED	53	0.10
98 = BLANK (NO ANSWER).....	551	1.00
99 = LEGITIMATE SKIP	941	1.70

ANLGTOS2¹ Len : 2 OTHER WAY RESP GOT PAIN REL USED THE LAST TIME

	Freq	Pct
5 = Got it from a friend or relative for free.....	18	0.03
6 = Bought it from a friend or relative	2	0.00
7 = Took from a friend or relative without asking.....	2	0.00
8 = Bought it from a drug dealer or other stranger.....	2	0.00
10 = Got it in some other way	11	0.02
11 = From friend, relative, home; otherwise unspcfd	71	0.13
13 = Given to me; otherwise unspecified.....	6	0.01
15 = Dr office, clinic, hospital, pharmacy; how unspcfd	5	0.01
17 = Got it from a place of business; otherwise unspcfd.....	5	0.01
23 = Got it with prescription(s); otherwise unspecified.....	5	0.01
74 = Name of drug reported, OTC unspecified.....	3	0.01
81 = NEVER USED PAIN RELIEVERS Logically assigned.....	71	0.13
85 = BAD DATA Logically assigned	4	0.01
91 = NEVER USED PAIN RELIEVERS.....	46327	83.82
93 = DID NOT USE PAIN RELIEVERS IN THE PAST 12 MOS	4880	8.83
94 = DON'T KNOW.....	6	0.01
97 = REFUSED	65	0.12
98 = BLANK (NO ANSWER).....	609	1.10
99 = LEGITIMATE SKIP	3176	5.75

PRIOR SUBSTANCE USE

You reported that you got the prescription pain reliever you last used from a friend or relative for free. How did your friend or relative get the last prescription pain reliever that you used?

ANLFFLAS¹ Len : 2 HOW FRND/RELAT GOT PAIN RELIEVERS THE LAST TIME

	Freq	Pct
1 = He/she got a prescription from just one doctor	848	1.53
2 = He/she got prescriptions from more than one doctor	44	0.08
3 = He/she wrote a fake prescription	1	0.00
4 = He/she stole it from dr's ofc/clinic/hosp/pharmacy	6	0.01
5 = He/she got it from a friend or relative for free	75	0.14
6 = He/she bought it from a friend or relative	74	0.13
7 = He/she took it from friend/relative without asking	26	0.05
8 = He/she bought it from a drug dealer/other stranger	21	0.04
9 = He/she bought it on the Internet	1	0.00
10 = He/she got it in some other way	41	0.07
17 = Took fr frnd/relat w/o asking LOG ASSN(ANLFFLSP=7)	1	0.00
18 = Bought fr drg dealr/stranger LOG ASSN (ANLFFLSP=8)	1	0.00
81 = NEVER USED PAIN RELIEVERS Logically assigned	71	0.13
91 = NEVER USED PAIN RELIEVERS	46327	83.82
93 = DID NOT USE PAIN RELIEVERS IN THE PAST 12 MOS	4880	8.83
94 = DON'T KNOW	64	0.12
97 = REFUSED	13	0.02
98 = BLANK (NO ANSWER)	680	1.23
99 = LEGITIMATE SKIP	2094	3.79

ANLFFLSP¹ Len : 2 OTHER WAY FRND/RELAT GOT PAIN RELIEVERS

	Freq	Pct
7 = He/she took from a friend or relative w/o asking	1	0.00
8 = He/she bought it from drug dealer/other stranger	1	0.00
11 = Fr friend/relat/home/co-worker; otherwise unspcfd	5	0.01
12 = He/she stole or took it; otherwise unspecified	1	0.00
14 = He/she bought it; otherwise unspecified	1	0.00
15 = Dr office, clinic, hospital, pharmacy; how unspcfd	1	0.00
16 = He/she made/cooked it	1	0.00
21 = He/she found it; otherwise unspecified	1	0.00
23 = He/she got it w/prescription(s); otherwise unspcfd	2	0.00
24 = He/she bought them at a pharmacy/store	2	0.00
30 = He/she got it at work; otherwise unspecified	1	0.00
72 = Over-the-counter drug reported	2	0.00
81 = NEVER USED PAIN RELIEVERS Logically assigned	71	0.13
85 = BAD DATA Logically assigned	2	0.00
91 = NEVER USED PAIN RELIEVERS	46327	83.82
93 = DID NOT USE PAIN RELIEVERS IN THE PAST 12 MOS	4880	8.83
94 = DON'T KNOW	20	0.04
97 = REFUSED	14	0.03
98 = BLANK (NO ANSWER)	745	1.35
99 = LEGITIMATE SKIP	3190	5.77

Earlier, the computer recorded that, during the past 30 days, you used prescription tranquilizers that were not prescribed for you or that you took only for the experience or feeling they caused. How did you get these prescription tranquilizers?

Please enter all of the ways that you got the prescription tranquilizers you used in the past 30 days.

TRNRX1DR¹ Len : 2 I GOT 1+ PRSCRPS FOR TRANQUILIZERS FRM JST ONE DR

	Freq	Pct
1 = Response entered	63	0.11
6 = Response not entered	418	0.76
81 = NEVER USED TRANQUILIZERS Logically assigned	2	0.00
85 = BAD DATA Logically assigned	1	0.00
91 = NEVER USED TRANQUILIZERS	50400	91.19
93 = DID NOT USE TRANQUILIZERS IN THE PAST 30 DAYS	4152	7.51
94 = DON'T KNOW	9	0.02
97 = REFUSED	21	0.04
98 = BLANK (NO ANSWER)	202	0.37

PRIOR SUBSTANCE USE

TRNRXDRS¹ Len : 2 I GOT PRSCRPS FOR TRANQUILIZERS FROM TWO+ DR

	Freq	Pct
1 = Response entered	8	0.01
6 = Response not entered.....	473	0.86
81 = NEVER USED TRANQUILIZERS logically assigned.....	2	0.00
91 = NEVER USED TRANQUILIZERS	50400	91.19
93 = DID NOT USE TRANQUILIZERS IN THE PAST 30 DAYS	4152	7.51
94 = DON'T KNOW.....	9	0.02
97 = REFUSED	21	0.04
98 = BLANK (NO ANSWER).....	203	0.37

TRNRXFAK¹ Len : 2 I WROTE FAKE PRESCRIPTIONS FOR TRANQUILIZERS

	Freq	Pct
1 = Response entered	1	0.00
6 = Response not entered.....	480	0.87
81 = NEVER USED TRANQUILIZERS Logically assigned.....	2	0.00
91 = NEVER USED TRANQUILIZERS	50400	91.19
93 = DID NOT USE TRANQUILIZERS IN THE PAST 30 DAYS	4152	7.51
94 = DON'T KNOW.....	9	0.02
97 = REFUSED	21	0.04
98 = BLANK (NO ANSWER).....	203	0.37

TRNSTOLE¹ Len : 2 I STOLE TRANQS FROM A DR'S OFF/CLIN/HOSP/PHARMCY

	Freq	Pct
6 = Response not entered.....	481	0.87
81 = NEVER USED TRANQUILIZERS Logically assigned.....	2	0.00
91 = NEVER USED TRANQUILIZERS	50400	91.19
93 = DID NOT USE TRANQUILIZERS IN THE PAST 30 DAYS	4152	7.51
94 = DON'T KNOW.....	9	0.02
97 = REFUSED	21	0.04
98 = BLANK (NO ANSWER).....	203	0.37

TRNFRFRE¹ Len : 2 I GOT TRANQUILIZERS FROM A FRND/RELATIVE FOR FREE

	Freq	Pct
1 = Response entered	266	0.48
3 = Response entered LOG ASSN (from TRNOTHS2)	3	0.01
5 = Response entered LOG ASSN (from TRNGTLA2).....	3	0.01
6 = Response not entered.....	209	0.38
81 = NEVER USED TRANQUILIZERS Logically assigned.....	2	0.00
91 = NEVER USED TRANQUILIZERS	50400	91.19
93 = DID NOT USE TRANQUILIZERS IN THE PAST 30 DAYS	4152	7.51
94 = DON'T KNOW.....	9	0.02
97 = REFUSED	21	0.04
98 = BLANK (NO ANSWER).....	203	0.37

TRNFRBUY¹ Len : 2 I BOUGHT THE TRANQS FROM A FRIEND OR RELATIVE

	Freq	Pct
1 = Response entered	96	0.17
3 = Response entered LOG ASSN (from TRNOTHS2)	1	0.00
5 = Response entered LOG ASSN (from TRNGTLA2).....	1	0.00
6 = Response not entered.....	383	0.69
81 = NEVER USED TRANQUILIZERS Logically assigned.....	2	0.00
91 = NEVER USED TRANQUILIZERS	50400	91.19
93 = DID NOT USE TRANQUILIZERS IN THE PAST 30 DAYS	4152	7.51
94 = DON'T KNOW.....	9	0.02
97 = REFUSED	21	0.04
98 = BLANK (NO ANSWER).....	203	0.37

PRIOR SUBSTANCE USE

TRNFRTKE¹ Len : 2 I TOOK THE TRANQS FROM A FRND/RELATIVE WO ASKING

	Freq	Pct
1 = Response entered	30	0.05
5 = Response entered LOG ASSN (from TRNGTLA2)	1	0.00
6 = Response not entered.....	450	0.81
81 = NEVER USED TRANQUILIZERS Logically assigned.....	2	0.00
91 = NEVER USED TRANQUILIZERS	50400	91.19
93 = DID NOT USE TRANQUILIZERS IN THE PAST 30 DAYS	4152	7.51
94 = DON'T KNOW.....	9	0.02
97 = REFUSED	21	0.04
98 = BLANK (NO ANSWER).....	203	0.37

TRNDEALR¹ Len : 2 I BOUGHT THE TRANQS FROM DRUG DEALR/OTH STRANGER

	Freq	Pct
1 = Response entered	58	0.10
3 = Response entered LOG ASSN (from TRNOTHS2)	3	0.01
6 = Response not entered.....	420	0.76
81 = NEVER USED TRANQUILIZERS Logically assigned.....	2	0.00
91 = NEVER USED TRANQUILIZERS	50400	91.19
93 = DID NOT USE TRANQUILIZERS IN THE PAST 30 DAYS	4152	7.51
94 = DON'T KNOW.....	9	0.02
97 = REFUSED	21	0.04
98 = BLANK (NO ANSWER).....	203	0.37

TRNINET¹ Len : 2 I BOUGHT THE TRANQUILIZERS ON THE INTERNET

	Freq	Pct
6 = Response not entered.....	481	0.87
81 = NEVER USED TRANQUILIZERS Logically assigned.....	2	0.00
91 = NEVER USED TRANQUILIZERS	50400	91.19
93 = DID NOT USE TRANQUILIZERS IN THE PAST 30 DAYS	4152	7.51
94 = DON'T KNOW.....	9	0.02
97 = REFUSED	21	0.04
98 = BLANK (NO ANSWER).....	203	0.37

TRNOTHWY¹ Len : 2 I GOT THE TRANQUILIZERS IN SOME OTHER WAY

	Freq	Pct
1 = Response entered	30	0.05
6 = Response not entered.....	451	0.82
81 = NEVER USED TRANQUILIZERS Logically assigned.....	2	0.00
91 = NEVER USED TRANQUILIZERS	50400	91.19
93 = DID NOT USE TRANQUILIZERS IN THE PAST 30 DAYS	4152	7.51
94 = DON'T KNOW.....	9	0.02
97 = REFUSED	21	0.04
98 = BLANK (NO ANSWER).....	203	0.37

TRNOTHS2¹ Len : 2 OTHER WAY RESP GOT TRANQUILIZER IN PST 30 DAYS

	Freq	Pct
5 = Got it from a friend or relative for free.....	3	0.01
6 = Bought it from a friend or relative	1	0.00
8 = Bought it from a drug dealer or other stranger.....	3	0.01
10 = Got it in some other way	4	0.01
11 = From friend, relative, home; otherwise unspecfd	10	0.02
81 = NEVER USED TRANQUILIZERS Logically assigned.....	2	0.00
85 = BAD DATA Logically assigned.....	2	0.00
91 = NEVER USED TRANQUILIZERS	50400	91.19
93 = DID NOT USE TRANQUILIZERS IN THE PAST 30 DAYS	4152	7.51
94 = DON'T KNOW.....	4	0.01
97 = REFUSED	24	0.04
98 = BLANK (NO ANSWER).....	212	0.38
99 = LEGITIMATE SKIP	451	0.82

PRIOR SUBSTANCE USE

You reported that you got the prescription tranquilizers you used in the past 30 days from a friend or relative for free. How did your friend or relative get the prescription tranquilizers that you used?

Please enter all of the ways that your friend or relative got the prescription tranquilizers you used in the past 30 days.

TRNFF1DR¹	Len : 2 FRIEND/RELATIVE GOT RX FOR TRANQS FROM 1 DR		
		Freq	Pct
	1 = Response entered	174	0.31
	5 = Response entered LOG ASSN (from TRNFFLAS)	3	0.01
	6 = Response not entered.....	75	0.14
	81 = NEVER USED TRANQUILIZERS Logically assigned.....	2	0.00
	91 = NEVER USED TRANQUILIZERS	50400	91.19
	93 = DID NOT USE TRANQUILIZERS IN THE PAST 30 DAYS	4152	7.51
	94 = DON'T KNOW.....	13	0.02
	97 = REFUSED	3	0.01
	98 = BLANK (NO ANSWER).....	237	0.43
	99 = LEGITIMATE SKIP	209	0.38

TRNFFDRS¹	Len : 2 FRIEND/RELATIVE GOT RX FOR TRANQS FROM >1 DR		
		Freq	Pct
	1 = Response entered	11	0.02
	6 = Response not entered.....	238	0.43
	81 = NEVER USED TRANQUILIZERS Logically assigned.....	2	0.00
	91 = NEVER USED TRANQUILIZERS	50400	91.19
	93 = DID NOT USE TRANQUILIZERS IN THE PAST 30 DAYS	4152	7.51
	94 = DON'T KNOW.....	14	0.03
	97 = REFUSED	3	0.01
	98 = BLANK (NO ANSWER).....	239	0.43
	99 = LEGITIMATE SKIP	209	0.38

TRNFFAKE¹	Len : 2 FRIEND/RELATIVE WROTE FAKE RX FOR TRANQS		
		Freq	Pct
	6 = Response not entered.....	249	0.45
	81 = NEVER USED TRANQUILIZERS Logically assigned.....	2	0.00
	91 = NEVER USED TRANQUILIZERS	50400	91.19
	93 = DID NOT USE TRANQUILIZERS IN THE PAST 30 DAYS	4152	7.51
	94 = DON'T KNOW.....	14	0.03
	97 = REFUSED	3	0.01
	98 = BLANK (NO ANSWER).....	239	0.43
	99 = LEGITIMATE SKIP	209	0.38

TRNFFSTL¹	Len : 2 FRND/RELAT STOLE TRANQS FRM DR/CLIN/HOSP/PHARM		
		Freq	Pct
	6 = Response not entered.....	249	0.45
	81 = NEVER USED TRANQUILIZERS Logically assigned.....	2	0.00
	91 = NEVER USED TRANQUILIZERS	50400	91.19
	93 = DID NOT USE TRANQUILIZERS IN THE PAST 30 DAYS	4152	7.51
	94 = DON'T KNOW.....	14	0.03
	97 = REFUSED	3	0.01
	98 = BLANK (NO ANSWER).....	239	0.43
	99 = LEGITIMATE SKIP	209	0.38

TRNFFREE¹	Len : 2 FRND/RELAT GOT TRANQS FRM FRND/RELAT FOR FREE		
		Freq	Pct
	1 = Response entered	29	0.05
	6 = Response not entered.....	220	0.40
	81 = NEVER USED TRANQUILIZERS Logically assigned.....	2	0.00
	91 = NEVER USED TRANQUILIZERS	50400	91.19
	93 = DID NOT USE TRANQUILIZERS IN THE PAST 30 DAYS	4152	7.51
	94 = DON'T KNOW.....	14	0.03
	97 = REFUSED	3	0.01
	98 = BLANK (NO ANSWER).....	239	0.43
	99 = LEGITIMATE SKIP	209	0.38

PRIOR SUBSTANCE USE

TRNFFBOT ¹	Len : 2 FRIEND/RELATIVE BOUGHT TRANQS FROM FRND/RELAT	<table border="0"> <thead> <tr> <th></th> <th style="text-align: right;">Freq</th> <th style="text-align: right;">Pct</th> </tr> </thead> <tbody> <tr><td>1 = Response entered</td><td style="text-align: right;">24</td><td style="text-align: right;">0.04</td></tr> <tr><td>3 = Response entered LOG ASSN (from TRNFFOSP)</td><td style="text-align: right;">1</td><td style="text-align: right;">0.00</td></tr> <tr><td>6 = Response not entered.....</td><td style="text-align: right;">224</td><td style="text-align: right;">0.41</td></tr> <tr><td>81 = NEVER USED TRANQUILIZERS Logically assigned.....</td><td style="text-align: right;">2</td><td style="text-align: right;">0.00</td></tr> <tr><td>91 = NEVER USED TRANQUILIZERS</td><td style="text-align: right;">50400</td><td style="text-align: right;">91.19</td></tr> <tr><td>93 = DID NOT USE TRANQUILIZERS IN THE PAST 30 DAYS</td><td style="text-align: right;">4152</td><td style="text-align: right;">7.51</td></tr> <tr><td>94 = DON'T KNOW.....</td><td style="text-align: right;">14</td><td style="text-align: right;">0.03</td></tr> <tr><td>97 = REFUSED</td><td style="text-align: right;">3</td><td style="text-align: right;">0.01</td></tr> <tr><td>98 = BLANK (NO ANSWER).....</td><td style="text-align: right;">239</td><td style="text-align: right;">0.43</td></tr> <tr><td>99 = LEGITIMATE SKIP</td><td style="text-align: right;">209</td><td style="text-align: right;">0.38</td></tr> </tbody> </table>		Freq	Pct	1 = Response entered	24	0.04	3 = Response entered LOG ASSN (from TRNFFOSP)	1	0.00	6 = Response not entered.....	224	0.41	81 = NEVER USED TRANQUILIZERS Logically assigned.....	2	0.00	91 = NEVER USED TRANQUILIZERS	50400	91.19	93 = DID NOT USE TRANQUILIZERS IN THE PAST 30 DAYS	4152	7.51	94 = DON'T KNOW.....	14	0.03	97 = REFUSED	3	0.01	98 = BLANK (NO ANSWER).....	239	0.43	99 = LEGITIMATE SKIP	209	0.38
	Freq	Pct																																	
1 = Response entered	24	0.04																																	
3 = Response entered LOG ASSN (from TRNFFOSP)	1	0.00																																	
6 = Response not entered.....	224	0.41																																	
81 = NEVER USED TRANQUILIZERS Logically assigned.....	2	0.00																																	
91 = NEVER USED TRANQUILIZERS	50400	91.19																																	
93 = DID NOT USE TRANQUILIZERS IN THE PAST 30 DAYS	4152	7.51																																	
94 = DON'T KNOW.....	14	0.03																																	
97 = REFUSED	3	0.01																																	
98 = BLANK (NO ANSWER).....	239	0.43																																	
99 = LEGITIMATE SKIP	209	0.38																																	
TRNFFTAK ¹	Len : 2 FRND/RELAT TOOK TRANQS FRM FRND/REL WO ASKING	<table border="0"> <thead> <tr> <th></th> <th style="text-align: right;">Freq</th> <th style="text-align: right;">Pct</th> </tr> </thead> <tbody> <tr><td>1 = Response entered</td><td style="text-align: right;">7</td><td style="text-align: right;">0.01</td></tr> <tr><td>5 = Response entered LOG ASSN (from TRNFFLAS)</td><td style="text-align: right;">1</td><td style="text-align: right;">0.00</td></tr> <tr><td>6 = Response not entered.....</td><td style="text-align: right;">241</td><td style="text-align: right;">0.44</td></tr> <tr><td>81 = NEVER USED TRANQUILIZERS Logically assigned.....</td><td style="text-align: right;">2</td><td style="text-align: right;">0.00</td></tr> <tr><td>91 = NEVER USED TRANQUILIZERS</td><td style="text-align: right;">50400</td><td style="text-align: right;">91.19</td></tr> <tr><td>93 = DID NOT USE TRANQUILIZERS IN THE PAST 30 DAYS</td><td style="text-align: right;">4152</td><td style="text-align: right;">7.51</td></tr> <tr><td>94 = DON'T KNOW.....</td><td style="text-align: right;">14</td><td style="text-align: right;">0.03</td></tr> <tr><td>97 = REFUSED</td><td style="text-align: right;">3</td><td style="text-align: right;">0.01</td></tr> <tr><td>98 = BLANK (NO ANSWER).....</td><td style="text-align: right;">239</td><td style="text-align: right;">0.43</td></tr> <tr><td>99 = LEGITIMATE SKIP</td><td style="text-align: right;">209</td><td style="text-align: right;">0.38</td></tr> </tbody> </table>		Freq	Pct	1 = Response entered	7	0.01	5 = Response entered LOG ASSN (from TRNFFLAS)	1	0.00	6 = Response not entered.....	241	0.44	81 = NEVER USED TRANQUILIZERS Logically assigned.....	2	0.00	91 = NEVER USED TRANQUILIZERS	50400	91.19	93 = DID NOT USE TRANQUILIZERS IN THE PAST 30 DAYS	4152	7.51	94 = DON'T KNOW.....	14	0.03	97 = REFUSED	3	0.01	98 = BLANK (NO ANSWER).....	239	0.43	99 = LEGITIMATE SKIP	209	0.38
	Freq	Pct																																	
1 = Response entered	7	0.01																																	
5 = Response entered LOG ASSN (from TRNFFLAS)	1	0.00																																	
6 = Response not entered.....	241	0.44																																	
81 = NEVER USED TRANQUILIZERS Logically assigned.....	2	0.00																																	
91 = NEVER USED TRANQUILIZERS	50400	91.19																																	
93 = DID NOT USE TRANQUILIZERS IN THE PAST 30 DAYS	4152	7.51																																	
94 = DON'T KNOW.....	14	0.03																																	
97 = REFUSED	3	0.01																																	
98 = BLANK (NO ANSWER).....	239	0.43																																	
99 = LEGITIMATE SKIP	209	0.38																																	
TRNFFDLR ¹	Len : 2 FRND/RELAT BOUGHT TRANQS FR DRUG DEALER/STRANGER	<table border="0"> <thead> <tr> <th></th> <th style="text-align: right;">Freq</th> <th style="text-align: right;">Pct</th> </tr> </thead> <tbody> <tr><td>1 = Response entered</td><td style="text-align: right;">15</td><td style="text-align: right;">0.03</td></tr> <tr><td>5 = Response entered LOG ASSN (from TRNFFLAS)</td><td style="text-align: right;">1</td><td style="text-align: right;">0.00</td></tr> <tr><td>6 = Response not entered.....</td><td style="text-align: right;">234</td><td style="text-align: right;">0.42</td></tr> <tr><td>81 = NEVER USED TRANQUILIZERS Logically assigned.....</td><td style="text-align: right;">2</td><td style="text-align: right;">0.00</td></tr> <tr><td>91 = NEVER USED TRANQUILIZERS</td><td style="text-align: right;">50400</td><td style="text-align: right;">91.19</td></tr> <tr><td>93 = DID NOT USE TRANQUILIZERS IN THE PAST 30 DAYS</td><td style="text-align: right;">4152</td><td style="text-align: right;">7.51</td></tr> <tr><td>94 = DON'T KNOW.....</td><td style="text-align: right;">14</td><td style="text-align: right;">0.03</td></tr> <tr><td>97 = REFUSED</td><td style="text-align: right;">3</td><td style="text-align: right;">0.01</td></tr> <tr><td>98 = BLANK (NO ANSWER).....</td><td style="text-align: right;">238</td><td style="text-align: right;">0.43</td></tr> <tr><td>99 = LEGITIMATE SKIP</td><td style="text-align: right;">209</td><td style="text-align: right;">0.38</td></tr> </tbody> </table>		Freq	Pct	1 = Response entered	15	0.03	5 = Response entered LOG ASSN (from TRNFFLAS)	1	0.00	6 = Response not entered.....	234	0.42	81 = NEVER USED TRANQUILIZERS Logically assigned.....	2	0.00	91 = NEVER USED TRANQUILIZERS	50400	91.19	93 = DID NOT USE TRANQUILIZERS IN THE PAST 30 DAYS	4152	7.51	94 = DON'T KNOW.....	14	0.03	97 = REFUSED	3	0.01	98 = BLANK (NO ANSWER).....	238	0.43	99 = LEGITIMATE SKIP	209	0.38
	Freq	Pct																																	
1 = Response entered	15	0.03																																	
5 = Response entered LOG ASSN (from TRNFFLAS)	1	0.00																																	
6 = Response not entered.....	234	0.42																																	
81 = NEVER USED TRANQUILIZERS Logically assigned.....	2	0.00																																	
91 = NEVER USED TRANQUILIZERS	50400	91.19																																	
93 = DID NOT USE TRANQUILIZERS IN THE PAST 30 DAYS	4152	7.51																																	
94 = DON'T KNOW.....	14	0.03																																	
97 = REFUSED	3	0.01																																	
98 = BLANK (NO ANSWER).....	238	0.43																																	
99 = LEGITIMATE SKIP	209	0.38																																	
TRNFFNET ¹	Len : 2 FRIEND/RELATIVE BOUGHT TRANQS ON THE INTERNET	<table border="0"> <thead> <tr> <th></th> <th style="text-align: right;">Freq</th> <th style="text-align: right;">Pct</th> </tr> </thead> <tbody> <tr><td>6 = Response not entered.....</td><td style="text-align: right;">249</td><td style="text-align: right;">0.45</td></tr> <tr><td>81 = NEVER USED TRANQUILIZERS Logically assigned.....</td><td style="text-align: right;">2</td><td style="text-align: right;">0.00</td></tr> <tr><td>91 = NEVER USED TRANQUILIZERS</td><td style="text-align: right;">50400</td><td style="text-align: right;">91.19</td></tr> <tr><td>93 = DID NOT USE TRANQUILIZERS IN THE PAST 30 DAYS</td><td style="text-align: right;">4152</td><td style="text-align: right;">7.51</td></tr> <tr><td>94 = DON'T KNOW.....</td><td style="text-align: right;">14</td><td style="text-align: right;">0.03</td></tr> <tr><td>97 = REFUSED</td><td style="text-align: right;">3</td><td style="text-align: right;">0.01</td></tr> <tr><td>98 = BLANK (NO ANSWER).....</td><td style="text-align: right;">239</td><td style="text-align: right;">0.43</td></tr> <tr><td>99 = LEGITIMATE SKIP</td><td style="text-align: right;">209</td><td style="text-align: right;">0.38</td></tr> </tbody> </table>		Freq	Pct	6 = Response not entered.....	249	0.45	81 = NEVER USED TRANQUILIZERS Logically assigned.....	2	0.00	91 = NEVER USED TRANQUILIZERS	50400	91.19	93 = DID NOT USE TRANQUILIZERS IN THE PAST 30 DAYS	4152	7.51	94 = DON'T KNOW.....	14	0.03	97 = REFUSED	3	0.01	98 = BLANK (NO ANSWER).....	239	0.43	99 = LEGITIMATE SKIP	209	0.38						
	Freq	Pct																																	
6 = Response not entered.....	249	0.45																																	
81 = NEVER USED TRANQUILIZERS Logically assigned.....	2	0.00																																	
91 = NEVER USED TRANQUILIZERS	50400	91.19																																	
93 = DID NOT USE TRANQUILIZERS IN THE PAST 30 DAYS	4152	7.51																																	
94 = DON'T KNOW.....	14	0.03																																	
97 = REFUSED	3	0.01																																	
98 = BLANK (NO ANSWER).....	239	0.43																																	
99 = LEGITIMATE SKIP	209	0.38																																	
TRNFFOTH ¹	Len : 2 FRIEND/RELATIVE GOT TRANQS SOME OTHER WAY	<table border="0"> <thead> <tr> <th></th> <th style="text-align: right;">Freq</th> <th style="text-align: right;">Pct</th> </tr> </thead> <tbody> <tr><td>1 = Response entered</td><td style="text-align: right;">14</td><td style="text-align: right;">0.03</td></tr> <tr><td>6 = Response not entered.....</td><td style="text-align: right;">235</td><td style="text-align: right;">0.43</td></tr> <tr><td>81 = NEVER USED TRANQUILIZERS Logically assigned.....</td><td style="text-align: right;">2</td><td style="text-align: right;">0.00</td></tr> <tr><td>91 = NEVER USED TRANQUILIZERS</td><td style="text-align: right;">50400</td><td style="text-align: right;">91.19</td></tr> <tr><td>93 = DID NOT USE TRANQUILIZERS IN THE PAST 30 DAYS</td><td style="text-align: right;">4152</td><td style="text-align: right;">7.51</td></tr> <tr><td>94 = DON'T KNOW.....</td><td style="text-align: right;">14</td><td style="text-align: right;">0.03</td></tr> <tr><td>97 = REFUSED</td><td style="text-align: right;">3</td><td style="text-align: right;">0.01</td></tr> <tr><td>98 = BLANK (NO ANSWER).....</td><td style="text-align: right;">239</td><td style="text-align: right;">0.43</td></tr> <tr><td>99 = LEGITIMATE SKIP</td><td style="text-align: right;">209</td><td style="text-align: right;">0.38</td></tr> </tbody> </table>		Freq	Pct	1 = Response entered	14	0.03	6 = Response not entered.....	235	0.43	81 = NEVER USED TRANQUILIZERS Logically assigned.....	2	0.00	91 = NEVER USED TRANQUILIZERS	50400	91.19	93 = DID NOT USE TRANQUILIZERS IN THE PAST 30 DAYS	4152	7.51	94 = DON'T KNOW.....	14	0.03	97 = REFUSED	3	0.01	98 = BLANK (NO ANSWER).....	239	0.43	99 = LEGITIMATE SKIP	209	0.38			
	Freq	Pct																																	
1 = Response entered	14	0.03																																	
6 = Response not entered.....	235	0.43																																	
81 = NEVER USED TRANQUILIZERS Logically assigned.....	2	0.00																																	
91 = NEVER USED TRANQUILIZERS	50400	91.19																																	
93 = DID NOT USE TRANQUILIZERS IN THE PAST 30 DAYS	4152	7.51																																	
94 = DON'T KNOW.....	14	0.03																																	
97 = REFUSED	3	0.01																																	
98 = BLANK (NO ANSWER).....	239	0.43																																	
99 = LEGITIMATE SKIP	209	0.38																																	

PRIOR SUBSTANCE USE

TRNFFOSP¹

Len : 2 OTHER WAY FRND/RELAT GOT TRANQUILIZERS PST 30 DY

	Freq	Pct
6 = He/she bought it from a friend or relative	1	0.00
11 = Fr friend/relat/home/co-worker; otherwise unspcfd.....	2	0.00
18 = He/she got fr individual; how & relation unspcfd.....	2	0.00
34 = Gambled for them/won in a game; otherwise unspfd.....	1	0.00
81 = NEVER USED TRANQUILIZERS Logically assigned.....	2	0.00
85 = BAD DATA Logically assigned.....	1	0.00
91 = NEVER USED TRANQUILIZERS	50400	91.19
93 = DID NOT USE TRANQUILIZERS IN THE PAST 30 DAYS	4152	7.51
94 = DON'T KNOW.....	5	0.01
97 = REFUSED	2	0.00
98 = BLANK (NO ANSWER).....	256	0.46
99 = LEGITIMATE SKIP	444	0.80

Earlier, the computer recorded that, during the past 12 months, you used prescription tranquilizers that were not prescribed for you or that you took only for the experience or feeling they caused.

Now think about the last time you used a prescription tranquilizer that was not prescribed for you or that you took only for the experience or feeling it caused. How did you get this prescription tranquilizer?

TRNGTLA2¹

Len : 2 HOW GOT PRSCRIP TRANQUILIZER PAST 12 MOS/LST TIME

	Freq	Pct
1 = I got a prescription from just one doctor	86	0.16
2 = I got prescriptions from more than one doctor.....	5	0.01
5 = I got it from a friend or relative for free	577	1.04
6 = I bought it from a friend or relative.....	171	0.31
7 = I took it from friend/relative without asking.....	48	0.09
8 = I bought it from a drug dealer or other stranger	80	0.14
10 = I got it in some other way	52	0.09
15 = I got it from friend/relative for free LOG ASSN.....	11	0.02
18 = I bought it from drug dealer/oth stranger LOG ASSN	2	0.00
81 = NEVER USED TRANQUILIZERS Logically assigned.....	2	0.00
91 = NEVER USED TRANQUILIZERS	50400	91.19
93 = DID NOT USE TRANQUILIZERS IN THE PAST 12 MOS.....	3127	5.66
94 = DON'T KNOW.....	21	0.04
97 = REFUSED	39	0.07
98 = BLANK (NO ANSWER).....	219	0.40
99 = LEGITIMATE SKIP	428	0.77

TRNGTOS2¹

Len : 2 OTHER WAY RESP GOT TRANQUILIZER THE LAST TIME

	Freq	Pct
5 = Got it from a friend or relative for free.....	11	0.02
8 = Bought it from a drug dealer or other stranger.....	2	0.00
10 = Got it in some other way	13	0.02
11 = From friend, relative, home; otherwise unspcfd.....	23	0.04
13 = Given to me; otherwise unspecified.....	4	0.01
81 = NEVER USED TRANQUILIZERS Logically assigned.....	2	0.00
85 = BAD DATA Logically assigned.....	3	0.01
91 = NEVER USED TRANQUILIZERS	50400	91.19
93 = DID NOT USE TRANQUILIZERS IN THE PAST 12 MOS.....	3127	5.66
97 = REFUSED	45	0.08
98 = BLANK (NO ANSWER).....	240	0.43
99 = LEGITIMATE SKIP	1398	2.53

PRIOR SUBSTANCE USE

You reported that you got the prescription tranquilizer you last used from a friend or relative for free. How did your friend or relative get the last prescription tranquilizer that you used?

TRNFFLAS¹ Len : 2 HOW FRND/RELAT GOT THE TRANQUILIZERS LAST TIME

	Freq	Pct
1 = He/she got a prescription from just one doctor	384	0.69
2 = He/she got prescriptions from more than one doctor	12	0.02
4 = He/she stole it from dr's ofc/clinic/hosp/pharmacy	6	0.01
5 = He/she got it from a friend or relative for free	53	0.10
6 = He/she bought it from a friend or relative	26	0.05
7 = He/she took it from friend/relative without asking	15	0.03
8 = He/she bought it from a drug dealer/other stranger	18	0.03
10 = He/she got it in some other way	17	0.03
81 = NEVER USED TRANQUILIZERS Logically assigned	2	0.00
91 = NEVER USED TRANQUILIZERS	50400	91.19
93 = DID NOT USE TRANQUILIZERS IN THE PAST 12 MOS	3127	5.66
94 = DON'T KNOW	37	0.07
97 = REFUSED	9	0.02
98 = BLANK (NO ANSWER)	290	0.52
99 = LEGITIMATE SKIP	872	1.58

TRNFFLSP¹ Len : 2 OTHER WAY FRND/RELAT GOT TRANQUILIZERS

	Freq	Pct
11 = Fr friend/relat/home/co-worker; otherwise unspcfd	2	0.00
13 = Given to him/her; otherwise unspecified	1	0.00
15 = Dr office, clinic, hospital, pharmcy; how unspcfd	2	0.00
23 = He/she got it w/prescription(s); otherwise unspcfd	1	0.00
71 = He/she bought/obtained it outside of the USUS	2	0.00
81 = NEVER USED TRANQUILIZERS Logically assigned	2	0.00
85 = BAD DATA Logically assigned	1	0.00
91 = NEVER USED TRANQUILIZERS	50400	91.19
93 = DID NOT USE TRANQUILIZERS IN THE PAST 12 MOS	3127	5.66
94 = DON'T KNOW	7	0.01
97 = REFUSED	10	0.02
98 = BLANK (NO ANSWER)	327	0.59
99 = LEGITIMATE SKIP	1386	2.51

Earlier, the computer recorded that, during the past 30 days, you used prescription stimulants that were not prescribed for you or that you took only for the experience or feeling they caused. How did you get these prescription stimulants?

Please enter all of the ways that you got prescription stimulants you used in the past 30 days.

STMRX1DR¹ Len : 2 I GOT ONE+ PRSCRPS FOR STIM FROM JUST ONE DR

	Freq	Pct
1 = Response entered	38	0.07
5 = Response entered LOG ASSN (from STMGTLA2)	2	0.00
6 = Response not entered	254	0.46
81 = NEVER USED PRESCRIPTION STIMULANTS Log assn	9	0.02
91 = NEVER USED PRESCRIPTION STIMULANTS	51519	93.22
93 = DID NOT USE PRESCRIP STIMS IN THE PAST 30 DAYS	2509	4.54
94 = DON'T KNOW	4	0.01
97 = REFUSED	18	0.03
98 = BLANK (NO ANSWER)	161	0.29
99 = LEGITIMATE SKIP	754	1.36

STMRXDRS¹ Len : 2 I GOT PRSCRPS FOR STIMULANTS FROM TWO+ DR

	Freq	Pct
1 = Response entered	4	0.01
6 = Response not entered	289	0.52
81 = NEVER USED PRESCRIPTION STIMULANTS Log assn	9	0.02
91 = NEVER USED PRESCRIPTION STIMULANTS	51519	93.22
93 = DID NOT USE PRESCRIP STIMS IN THE PAST 30 DAYS	2509	4.54
94 = DON'T KNOW	4	0.01
97 = REFUSED	18	0.03
98 = BLANK (NO ANSWER)	162	0.29
99 = LEGITIMATE SKIP	754	1.36

PRIOR SUBSTANCE USE

STMRFK1

Len : 2 I WROTE FAKE PRESCRIPTIONS FOR STIMULANTS

	Freq	Pct
6 = Response not entered.....	293	0.53
81 = NEVER USED PRESCRIPTION STIMULANTS Log assn.....	9	0.02
91 = NEVER USED PRESCRIPTION STIMULANTS.....	51519	93.22
93 = DID NOT USE PRESCRIP STIMS IN THE PAST 30 DAYS.....	2509	4.54
94 = DON'T KNOW.....	4	0.01
97 = REFUSED.....	18	0.03
98 = BLANK (NO ANSWER).....	162	0.29
99 = LEGITIMATE SKIP.....	754	1.36

STMSTOLE1

Len : 2 I STOLE STIMS FROM A DR'S OFF/CLIN/HOSP/PHARMCY

	Freq	Pct
1 = Response entered.....	1	0.00
6 = Response not entered.....	292	0.53
81 = NEVER USED PRESCRIPTION STIMULANTS Log assn.....	9	0.02
91 = NEVER USED PRESCRIPTION STIMULANTS.....	51519	93.22
93 = DID NOT USE PRESCRIP STIMS IN THE PAST 30 DAYS.....	2509	4.54
94 = DON'T KNOW.....	4	0.01
97 = REFUSED.....	18	0.03
98 = BLANK (NO ANSWER).....	162	0.29
99 = LEGITIMATE SKIP.....	754	1.36

STMFRFRE1

Len : 2 I GOT STIMULANTS FROM A FRND/RELATIVE FOR FREE

	Freq	Pct
1 = Response entered.....	152	0.28
5 = Response entered LOG ASSN (from STMGTLA2).....	1	0.00
6 = Response not entered.....	141	0.26
81 = NEVER USED PRESCRIPTION STIMULANTS Log assn.....	9	0.02
91 = NEVER USED PRESCRIPTION STIMULANTS.....	51519	93.22
93 = DID NOT USE PRESCRIP STIMS IN THE PAST 30 DAYS.....	2509	4.54
94 = DON'T KNOW.....	4	0.01
97 = REFUSED.....	18	0.03
98 = BLANK (NO ANSWER).....	161	0.29
99 = LEGITIMATE SKIP.....	754	1.36

STMFRBUY1

Len : 2 I BOUGHT THE STIMS FROM A FRIEND OR RELATIVE

	Freq	Pct
1 = Response entered.....	95	0.17
5 = Response entered LOG ASSN (from STMGTLA2).....	1	0.00
6 = Response not entered.....	197	0.36
81 = NEVER USED PRESCRIPTION STIMULANTS Log assn.....	9	0.02
91 = NEVER USED PRESCRIPTION STIMULANTS.....	51519	93.22
93 = DID NOT USE PRESCRIP STIMS IN THE PAST 30 DAYS.....	2509	4.54
94 = DON'T KNOW.....	4	0.01
97 = REFUSED.....	18	0.03
98 = BLANK (NO ANSWER).....	162	0.29
99 = LEGITIMATE SKIP.....	754	1.36

STMFRTRKE1

Len : 2 I TOOK THE STIMS FROM A FRND/RELATIVE WO ASKING

	Freq	Pct
1 = Response entered.....	16	0.03
6 = Response not entered.....	277	0.50
81 = NEVER USED PRESCRIPTION STIMULANTS Log assn.....	9	0.02
91 = NEVER USED PRESCRIPTION STIMULANTS.....	51519	93.22
93 = DID NOT USE PRESCRIP STIMS IN THE PAST 30 DAYS.....	2509	4.54
94 = DON'T KNOW.....	4	0.01
97 = REFUSED.....	18	0.03
98 = BLANK (NO ANSWER).....	162	0.29
99 = LEGITIMATE SKIP.....	754	1.36

PRIOR SUBSTANCE USE

STMDEALR¹

Len : 2 I BOUGHT THE STIMS FROM DRUG DEALR/OTH STRANGER

	Freq	Pct
1 = Response entered	38	0.07
5 = Response entered LOG ASSN (from STMGTLA2).....	1	0.00
6 = Response not entered.....	254	0.46
81 = NEVER USED PRESCRIPTION STIMULANTS Log assn.....	9	0.02
91 = NEVER USED PRESCRIPTION STIMULANTS.....	51519	93.22
93 = DID NOT USE PRESCRIP STIMS IN THE PAST 30 DAYS.....	2509	4.54
94 = DON'T KNOW.....	4	0.01
97 = REFUSED	18	0.03
98 = BLANK (NO ANSWER).....	162	0.29
99 = LEGITIMATE SKIP	754	1.36

STMINET¹

Len : 2 I BOUGHT THE STIMULANTS ON THE INTERNET

	Freq	Pct
1 = Response entered	6	0.01
6 = Response not entered.....	287	0.52
81 = NEVER USED PRESCRIPTION STIMULANTS Log assn.....	9	0.02
91 = NEVER USED PRESCRIPTION STIMULANTS.....	51519	93.22
93 = DID NOT USE PRESCRIP STIMS IN THE PAST 30 DAYS.....	2509	4.54
94 = DON'T KNOW.....	4	0.01
97 = REFUSED	18	0.03
98 = BLANK (NO ANSWER).....	162	0.29
99 = LEGITIMATE SKIP	754	1.36

STMOTHWY¹

Len : 2 I GOT THE STIMULANTS IN SOME OTHER WAY

	Freq	Pct
1 = Response entered	16	0.03
6 = Response not entered.....	277	0.50
81 = NEVER USED PRESCRIPTION STIMULANTS Log assn.....	9	0.02
91 = NEVER USED PRESCRIPTION STIMULANTS.....	51519	93.22
93 = DID NOT USE PRESCRIP STIMS IN THE PAST 30 DAYS.....	2509	4.54
94 = DON'T KNOW.....	4	0.01
97 = REFUSED	18	0.03
98 = BLANK (NO ANSWER).....	162	0.29
99 = LEGITIMATE SKIP	754	1.36

STMOTHS2¹

Len : 2 OTHER WAY RESP GOT STIMULANT USED IN PST 30 DAYS

	Freq	Pct
10 = Got it in some other way	8	0.01
11 = From friend, relative, home; otherwise unspcfd.....	5	0.01
81 = NEVER USED PRESCRIPTION STIMULANTS Log assn.....	9	0.02
91 = NEVER USED PRESCRIPTION STIMULANTS.....	51519	93.22
93 = DID NOT USE PRESCRIP STIMS IN THE PAST 30 DAYS.....	2509	4.54
94 = DON'T KNOW.....	1	0.00
97 = REFUSED	20	0.04
98 = BLANK (NO ANSWER).....	166	0.30
99 = LEGITIMATE SKIP	1031	1.87

You reported that you got the prescription stimulants you used in the past 30 days from a friend or relative for free. How did your friend or relative get the prescription stimulants that you used?

Please enter all of the ways that your friend or relative got the prescription stimulants you used in the past 30 days.

STMFF1DR¹

Len : 2 FRIEND/RELATIVE GOT RX FOR STIMULANTS FROM 1 DR

	Freq	Pct
1 = Response entered	104	0.19
5 = Response entered LOG ASSN (from STMFFLAS).....	2	0.00
6 = Response not entered.....	38	0.07
81 = NEVER USED PRESCRIPTION STIMULANTS Log assn.....	9	0.02
91 = NEVER USED PRESCRIPTION STIMULANTS.....	51519	93.22
93 = DID NOT USE PRESCRIP STIMS IN THE PAST 30 DAYS.....	2509	4.54
94 = DON'T KNOW.....	9	0.02
98 = BLANK (NO ANSWER).....	183	0.33
99 = LEGITIMATE SKIP	895	1.62

PRIOR SUBSTANCE USE

STMFFDRS¹	Len : 2 FRIEND/RELATIVE GOT RX FOR STIMULANTS FROM >1 DR		
		Freq	Pct
	1 = Response entered	2	0.00
	6 = Response not entered.....	141	0.26
	81 = NEVER USED PRESCRIPTION STIMULANTS Log assn.....	9	0.02
	91 = NEVER USED PRESCRIPTION STIMULANTS.....	51519	93.22
	93 = DID NOT USE PRESCRIP STIMS IN THE PAST 30 DAYS.....	2509	4.54
	94 = DON'T KNOW.....	9	0.02
	98 = BLANK (NO ANSWER).....	184	0.33
	99 = LEGITIMATE SKIP	895	1.62
STMFFAKE¹	Len : 2 FRIEND/RELATIVE WROTE FAKE RX FOR STIMULANTS		
		Freq	Pct
	6 = Response not entered.....	143	0.26
	81 = NEVER USED PRESCRIPTION STIMULANTS Log assn.....	9	0.02
	91 = NEVER USED PRESCRIPTION STIMULANTS.....	51519	93.22
	93 = DID NOT USE PRESCRIP STIMS IN THE PAST 30 DAYS.....	2509	4.54
	94 = DON'T KNOW.....	9	0.02
	98 = BLANK (NO ANSWER).....	184	0.33
	99 = LEGITIMATE SKIP	895	1.62
STMFFSTL¹	Len : 2 FRND/RELAT STOLE STIMS FRM DR/CLIN/HOSP/PHARM		
		Freq	Pct
	6 = Response not entered.....	143	0.26
	81 = NEVER USED PRESCRIPTION STIMULANTS Log assn.....	9	0.02
	91 = NEVER USED PRESCRIPTION STIMULANTS.....	51519	93.22
	93 = DID NOT USE PRESCRIP STIMS IN THE PAST 30 DAYS.....	2509	4.54
	94 = DON'T KNOW.....	9	0.02
	98 = BLANK (NO ANSWER).....	184	0.33
	99 = LEGITIMATE SKIP	895	1.62
STMFFREE¹	Len : 2 FRND/RELAT GOT STIMS FRM FRND/RELAT FOR FREE		
		Freq	Pct
	1 = Response entered	23	0.04
	6 = Response not entered.....	120	0.22
	81 = NEVER USED PRESCRIPTION STIMULANTS Log assn.....	9	0.02
	91 = NEVER USED PRESCRIPTION STIMULANTS.....	51519	93.22
	93 = DID NOT USE PRESCRIP STIMS IN THE PAST 30 DAYS.....	2509	4.54
	94 = DON'T KNOW.....	9	0.02
	98 = BLANK (NO ANSWER).....	184	0.33
	99 = LEGITIMATE SKIP	895	1.62
STMFFBOT¹	Len : 2 FRIEND/RELATIVE BOUGHT STIMS FROM FRND/RELAT		
		Freq	Pct
	1 = Response entered	15	0.03
	6 = Response not entered.....	128	0.23
	81 = NEVER USED PRESCRIPTION STIMULANTS Log assn.....	9	0.02
	91 = NEVER USED PRESCRIPTION STIMULANTS.....	51519	93.22
	93 = DID NOT USE PRESCRIP STIMS IN THE PAST 30 DAYS.....	2509	4.54
	94 = DON'T KNOW.....	9	0.02
	98 = BLANK (NO ANSWER).....	184	0.33
	99 = LEGITIMATE SKIP	895	1.62
STMFFTAK¹	Len : 2 FRND/RELAT TOOK STIMS FRM FRND/REL WO ASKING		
		Freq	Pct
	1 = Response entered	3	0.01
	6 = Response not entered.....	140	0.25
	81 = NEVER USED PRESCRIPTION STIMULANTS Log assn.....	9	0.02
	91 = NEVER USED PRESCRIPTION STIMULANTS.....	51519	93.22
	93 = DID NOT USE PRESCRIP STIMS IN THE PAST 30 DAYS.....	2509	4.54
	94 = DON'T KNOW.....	9	0.02
	98 = BLANK (NO ANSWER).....	184	0.33
	99 = LEGITIMATE SKIP	895	1.62

PRIOR SUBSTANCE USE

STMFFDLR¹ Len : 2 FRND/RELAT BOUGHT STIMS FR DRUG DEALER/STRANGER

	Freq	Pct
1 = Response entered	9	0.02
6 = Response not entered.....	134	0.24
81 = NEVER USED PRESCRIPTION STIMULANTS Log assn.....	9	0.02
91 = NEVER USED PRESCRIPTION STIMULANTS.....	51519	93.22
93 = DID NOT USE PRESCRIP STIMS IN THE PAST 30 DAYS.....	2509	4.54
94 = DON'T KNOW.....	9	0.02
98 = BLANK (NO ANSWER).....	184	0.33
99 = LEGITIMATE SKIP	895	1.62

STMFFNET¹ Len : 2 FRIEND/RELATIVE BOUGHT STIMS ON THE INTERNET

	Freq	Pct
1 = Response entered	1	0.00
6 = Response not entered.....	142	0.26
81 = NEVER USED PRESCRIPTION STIMULANTS Log assn.....	9	0.02
91 = NEVER USED PRESCRIPTION STIMULANTS.....	51519	93.22
93 = DID NOT USE PRESCRIP STIMS IN THE PAST 30 DAYS.....	2509	4.54
94 = DON'T KNOW.....	9	0.02
98 = BLANK (NO ANSWER).....	184	0.33
99 = LEGITIMATE SKIP	895	1.62

STMFFOTH¹ Len : 2 FRIEND/RELATIVE GOT STIMULANTS SOME OTHER WAY

	Freq	Pct
1 = Response entered	7	0.01
6 = Response not entered.....	136	0.25
81 = NEVER USED PRESCRIPTION STIMULANTS Log assn.....	9	0.02
91 = NEVER USED PRESCRIPTION STIMULANTS.....	51519	93.22
93 = DID NOT USE PRESCRIP STIMS IN THE PAST 30 DAYS.....	2509	4.54
94 = DON'T KNOW.....	9	0.02
98 = BLANK (NO ANSWER).....	184	0.33
99 = LEGITIMATE SKIP	895	1.62

STMFFOSP¹ Len : 2 OTHER WAY FRND/RELAT GOT STIMULANTS

	Freq	Pct
15 = Dr office, clinic, hospital, pharmacy; how unspcfd	2	0.00
20 = He/she traded/bartered for it; sex not specfd.....	1	0.00
23 = He/she got it w/prescription(s); otherwise unspcfd	1	0.00
81 = NEVER USED PRESCRIPTION STIMULANTS Log assn.....	9	0.02
85 = BAD DATA Logically assigned.....	1	0.00
91 = NEVER USED PRESCRIPTION STIMULANTS.....	51519	93.22
93 = DID NOT USE PRESCRIP STIMS IN THE PAST 30 DAYS.....	2509	4.54
94 = DON'T KNOW.....	2	0.00
98 = BLANK (NO ANSWER).....	193	0.35
99 = LEGITIMATE SKIP	1031	1.87

PRIOR SUBSTANCE USE

Earlier, the computer recorded that, during the past 12 months, you used prescription stimulants that were not prescribed for you or that you took only for the experience or feeling they caused.

Now think about the last time you used a prescription stimulant that was not prescribed for you or that you took only for the experience or feeling it caused. How did you get this prescription stimulant?

STMGTLA2¹ Len : 2 HOW GOT PRSCRIP STIMULANT PAST 12 MOS/LAST TIME

	Freq	Pct
1 = I got a prescription from just one doctor	54	0.10
2 = I got prescriptions from more than one doctor	8	0.01
5 = I got it from a friend or relative for free	309	0.56
6 = I bought it from a friend or relative.....	159	0.29
7 = I took it from friend/relative without asking.....	20	0.04
8 = I bought it from a drug dealer or other stranger	49	0.09
9 = I bought it on the Internet.....	5	0.01
10 = I got it in some other way	26	0.05
15 = I got it from friend/relative for free LOG ASSN.....	5	0.01
18 = I bought it from drug dealer/oth stranger LOG ASSN	1	0.00
81 = NEVER USED PRESCRIPTION STIMULANTS Log assn.....	9	0.02
91 = NEVER USED PRESCRIPTION STIMULANTS.....	51519	93.22
93 = DID NOT USE PRESCRIP STIMS IN THE PAST 12 MOS	1902	3.44
94 = DON'T KNOW.....	12	0.02
97 = REFUSED	16	0.03
98 = BLANK (NO ANSWER).....	174	0.31
99 = LEGITIMATE SKIP	1000	1.81

STMGTOS2¹ Len : 2 OTHER WAY RESP GOT STIMULANT USED THE LAST TIME

	Freq	Pct
5 = Got it from a friend or relative for free.....	5	0.01
8 = Bought it from a drug dealer or other stranger.....	1	0.00
10 = Got it in some other way	4	0.01
11 = From friend, relative, home; otherwise unspecfd	12	0.02
81 = NEVER USED PRESCRIPTION STIMULANTS Log assn.....	9	0.02
85 = BAD DATA Logically assigned.....	3	0.01
91 = NEVER USED PRESCRIPTION STIMULANTS.....	51519	93.22
93 = DID NOT USE PRESCRIP STIMS IN THE PAST 12 MOS	1902	3.44
94 = DON'T KNOW.....	3	0.01
97 = REFUSED	17	0.03
98 = BLANK (NO ANSWER).....	186	0.34
99 = LEGITIMATE SKIP	1607	2.91

You reported that you got the prescription stimulant you last used from a friend or relative for free. How did your friend or relative get the last prescription stimulant that you used?

STMFFLAS¹ Len : 2 HOW FRND/RELAT GOT STIMULANTS THE LAST TIME

	Freq	Pct
1 = He/she got a prescription from just one doctor	221	0.40
2 = He/she got prescriptions from more than one doctor	11	0.02
4 = He/she stole it from dr's ofc/clinic/hosp/pharmacy	1	0.00
5 = He/she got it from a friend or relative for free	19	0.03
6 = He/she bought it from a friend or relative	14	0.03
7 = He/she took it from friend/relative without asking	4	0.01
8 = He/she bought it from a drug dealer/other stranger	12	0.02
9 = He/she bought it on the Internet.....	1	0.00
10 = He/she got it in some other way	9	0.02
81 = NEVER USED PRESCRIPTION STIMULANTS Log assn.....	9	0.02
91 = NEVER USED PRESCRIPTION STIMULANTS.....	51519	93.22
93 = DID NOT USE PRESCRIP STIMS IN THE PAST 12 MONTHS	1902	3.44
94 = DON'T KNOW.....	16	0.03
97 = REFUSED	1	0.00
98 = BLANK (NO ANSWER).....	207	0.37
99 = LEGITIMATE SKIP	1322	2.39

PRIOR SUBSTANCE USE

STMFFLSP¹

Len : 2 OTHER WAY FRND/RELAT GOT STIMULANTS

	Freq	Pct
11 = Fr friend/relat/home/co-worker; otherwise unspcfd.....	1	0.00
17 = He/she got fr place of business; otherwise unspcfd.....	2	0.00
81 = NEVER USED PRESCRIPTION STIMULANTS Log assn.....	9	0.02
85 = BAD DATA Logically assigned.....	1	0.00
91 = NEVER USED PRESCRIPTION STIMULANTS.....	51519	93.22
93 = DID NOT USE PRESCRIP STIMS IN THE PAST 12 MONTHS.....	1902	3.44
94 = DON'T KNOW.....	3	0.01
97 = REFUSED.....	3	0.01
98 = BLANK (NO ANSWER).....	223	0.40
99 = LEGITIMATE SKIP.....	1605	2.90

Earlier, the computer recorded that, during the past 30 days, you used methamphetamine. How did you get this methamphetamine?

Please enter all of the ways that you got the methamphetamine you used in the past 30 days.

MTHFRFRE¹

Len : 2 I GOT METHAMP FROM A FRND/RELATIVE FOR FREE

	Freq	Pct
1 = Response entered.....	53	0.10
6 = Response not entered.....	50	0.09
81 = NEVER USED METHAMPHETAMINE Logically assigned.....	9	0.02
91 = NEVER USED METHAMPHETAMINE.....	53057	96.00
93 = DID NOT USE METHAMPHETAMINE IN THE PAST 30 DAYS.....	1973	3.57
94 = DON'T KNOW.....	2	0.00
97 = REFUSED.....	22	0.04
98 = BLANK (NO ANSWER).....	102	0.18

MTHFRBUY¹

Len : 2 I BOUGHT THE METHAMP FROM A FRIEND OR RELATIVE

	Freq	Pct
1 = Response entered.....	33	0.06
5 = Response entered LOG ASSN (from MTHGTLA2).....	1	0.00
6 = Response not entered.....	69	0.12
81 = NEVER USED METHAMPHETAMINE Logically assigned.....	9	0.02
91 = NEVER USED METHAMPHETAMINE.....	53057	96.00
93 = DID NOT USE METHAMPHETAMINE IN THE PAST 30 DAYS.....	1973	3.57
94 = DON'T KNOW.....	2	0.00
97 = REFUSED.....	22	0.04
98 = BLANK (NO ANSWER).....	102	0.18

MTHFRTK¹

Len : 2 I TOOK THE METHAMP FROM A FRND/RELATIVE WO ASKING

	Freq	Pct
1 = Response entered.....	3	0.01
6 = Response not entered.....	100	0.18
81 = NEVER USED METHAMPHETAMINE Logically assigned.....	9	0.02
91 = NEVER USED METHAMPHETAMINE.....	53057	96.00
93 = DID NOT USE METHAMPHETAMINE IN THE PAST 30 DAYS.....	1973	3.57
94 = DON'T KNOW.....	2	0.00
97 = REFUSED.....	22	0.04
98 = BLANK (NO ANSWER).....	102	0.18

MTHDEALR¹

Len : 2 I BOUGHT THE METHAMP FROM DRUG DEALR/OTH STRANGER

	Freq	Pct
1 = Response entered.....	28	0.05
6 = Response not entered.....	75	0.14
81 = NEVER USED METHAMPHETAMINE Logically assigned.....	9	0.02
91 = NEVER USED METHAMPHETAMINE.....	53057	96.00
93 = DID NOT USE METHAMPHETAMINE IN THE PAST 30 DAYS.....	1973	3.57
94 = DON'T KNOW.....	2	0.00
97 = REFUSED.....	22	0.04
98 = BLANK (NO ANSWER).....	102	0.18

PRIOR SUBSTANCE USE

MTHINET¹

Len : 2 I BOUGHT THE METHAMP ON THE INTERNET

	Freq	Pct
1 = Response entered	1	0.00
6 = Response not entered.....	102	0.18
81 = NEVER USED METHAMPHETAMINE Logically assigned	9	0.02
91 = NEVER USED METHAMPHETAMINE.....	53057	96.00
93 = DID NOT USE METHAMPHETAMINE IN THE PAST 30 DAYS.....	1973	3.57
94 = DON'T KNOW.....	2	0.00
97 = REFUSED	22	0.04
98 = BLANK (NO ANSWER).....	102	0.18

MTHOTHWY¹

Len : 2 I GOT THE METHAMP IN SOME OTHER WAY

	Freq	Pct
1 = Response entered	14	0.03
5 = Response entered LOG ASSN (from MTHGTLA2).....	1	0.00
6 = Response not entered.....	88	0.16
81 = NEVER USED METHAMPHETAMINE Logically assigned	9	0.02
91 = NEVER USED METHAMPHETAMINE.....	53057	96.00
93 = DID NOT USE METHAMPHETAMINE IN THE PAST 30 DAYS.....	1973	3.57
94 = DON'T KNOW.....	2	0.00
97 = REFUSED	22	0.04
98 = BLANK (NO ANSWER).....	102	0.18

MTHOTHS2¹

Len : 2 OTHER WAY RESP GOT METH USED IN PST 30 DAYS

	Freq	Pct
2 = Got prescriptions from more than one doctor	1	0.00
10 = Got it in some other way	5	0.01
11 = From friend, relative, home; otherwise unspcfd.....	3	0.01
15 = Dr office, clinic, hospital, pharmacy; how unspcfd.....	3	0.01
81 = NEVER USED METHAMPHETAMINE Logically assigned	9	0.02
85 = BAD DATA Logically assigned.....	1	0.00
91 = NEVER USED METHAMPHETAMINE.....	53057	96.00
93 = DID NOT USE METHAMPHETAMINE IN THE PAST 30 DAYS.....	1973	3.57
94 = DON'T KNOW.....	1	0.00
97 = REFUSED	22	0.04
98 = BLANK (NO ANSWER).....	105	0.19
99 = LEGITIMATE SKIP	88	0.16

You reported that you got the Methamphetamine you used in the past 30 days from a friend or relative for free. How did your friend or relative get the Methamphetamine that you used?

Please enter all of the ways that your friend or relative got the Methamphetamine you used in the past 30 days.

MTHFFREE¹

Len : 2 FRND/RELAT GOT METHAMP FRM FRND/RELAT FOR FREE

	Freq	Pct
1 = Response entered	21	0.04
6 = Response not entered.....	26	0.05
81 = NEVER USED METHAMPHETAMINE Logically assigned	9	0.02
91 = NEVER USED METHAMPHETAMINE.....	53057	96.00
93 = DID NOT USE METHAMPHETAMINE IN THE PAST 30 DAYS.....	1973	3.57
94 = DON'T KNOW.....	5	0.01
97 = REFUSED	1	0.00
98 = BLANK (NO ANSWER).....	126	0.23
99 = LEGITIMATE SKIP	50	0.09

MTHFFBOT¹

Len : 2 FRIEND/RELATIVE BOUGHT METHAMP FROM FRND/RELAT

	Freq	Pct
1 = Response entered	18	0.03
6 = Response not entered.....	29	0.05
81 = NEVER USED METHAMPHETAMINE Logically assigned	9	0.02
91 = NEVER USED METHAMPHETAMINE.....	53057	96.00
93 = DID NOT USE METHAMPHETAMINE IN THE PAST 30 DAYS.....	1973	3.57
94 = DON'T KNOW.....	5	0.01
97 = REFUSED	1	0.00
98 = BLANK (NO ANSWER).....	126	0.23
99 = LEGITIMATE SKIP	50	0.09

PRIOR SUBSTANCE USE

MTHFFTAk¹

Len : 2 FRND/RELAT TOOK METHAMP FRM FRND/REL WO ASKING

	Freq	Pct
1 = Response entered	3	0.01
6 = Response not entered.....	44	0.08
81 = NEVER USED METHAMPHETAMINE Logically assigned	9	0.02
91 = NEVER USED METHAMPHETAMINE.....	53057	96.00
93 = DID NOT USE METHAMPHETAMINE IN THE PAST 30 DAYS.....	1973	3.57
94 = DON'T KNOW.....	5	0.01
97 = REFUSED	1	0.00
98 = BLANK (NO ANSWER).....	126	0.23
99 = LEGITIMATE SKIP	50	0.09

MTHFFDLR¹

Len : 2 FRND/RELAT BOUGHT METH FR DRUG DEALER/STRANGER

	Freq	Pct
1 = Response entered	12	0.02
5 = Response entered LOG ASSN (from MTHFFLAS).....	1	0.00
6 = Response not entered.....	34	0.06
81 = NEVER USED METHAMPHETAMINE Logically assigned	9	0.02
91 = NEVER USED METHAMPHETAMINE.....	53057	96.00
93 = DID NOT USE METHAMPHETAMINE IN THE PAST 30 DAYS.....	1973	3.57
94 = DON'T KNOW.....	5	0.01
97 = REFUSED	1	0.00
98 = BLANK (NO ANSWER).....	126	0.23
99 = LEGITIMATE SKIP	50	0.09

MTHFFNET¹

Len : 2 FRIEND/RELATIVE BOUGHT METHAMP ON THE INTERNET

	Freq	Pct
1 = Response entered	1	0.00
6 = Response not entered.....	46	0.08
81 = NEVER USED METHAMPHETAMINE Logically assigned	9	0.02
91 = NEVER USED METHAMPHETAMINE.....	53057	96.00
93 = DID NOT USE METHAMPHETAMINE IN THE PAST 30 DAYS.....	1973	3.57
94 = DON'T KNOW.....	5	0.01
97 = REFUSED	1	0.00
98 = BLANK (NO ANSWER).....	126	0.23
99 = LEGITIMATE SKIP	50	0.09

MTHFFOTH¹

Len : 2 FRIEND/RELATIVE GOT METHAMPHET SOME OTHER WAY

	Freq	Pct
1 = Response entered	9	0.02
6 = Response not entered.....	38	0.07
81 = NEVER USED METHAMPHETAMINE Logically assigned	9	0.02
91 = NEVER USED METHAMPHETAMINE.....	53057	96.00
93 = DID NOT USE METHAMPHETAMINE IN THE PAST 30 DAYS.....	1973	3.57
94 = DON'T KNOW.....	5	0.01
97 = REFUSED	1	0.00
98 = BLANK (NO ANSWER).....	126	0.23
99 = LEGITIMATE SKIP	50	0.09

MTHFFOSP¹

Len : 2 OTHER WAY FRND/RELAT GOT METHAMPHETAMINE

	Freq	Pct
11 = Fr friend/relat/home/co-worker; otherwise unspcfd.....	1	0.00
15 = Dr office, clinic, hospital, pharmacy; how unspcfd.....	1	0.00
16 = He/she made/cooked it	2	0.00
20 = He/she traded/bartered for it; sex not specfd.....	1	0.00
23 = He/she got it w/prescription(s); otherwise unspcfd	2	0.00
26 = He/she got them as payment for partic in drug deal	1	0.00
73 = Reason/condition for taking drug stated.....	1	0.00
81 = NEVER USED METHAMPHETAMINE Logically assigned.....	9	0.02
91 = NEVER USED METHAMPHETAMINE.....	53057	96.00
93 = DID NOT USE METHAMPHETAMINE IN THE PAST 30 DAYS.....	1973	3.57
98 = BLANK (NO ANSWER).....	132	0.24
99 = LEGITIMATE SKIP	88	0.16

PRIOR SUBSTANCE USE

Earlier, the computer recorded that, during the past 12 months, you used methamphetamine.

Now think about the last time you used methamphetamine. How did you get this methamphetamine?

MTHGTLA2¹ Len : 2 HOW GOT METHAMPHETAMINE PAST 12 MOS/LAST TIME

	Freq	Pct
5 = I got it from a friend or relative for free	105	0.19
6 = I bought it from a friend or relative.....	35	0.06
7 = I took it from friend/relative without asking.....	6	0.01
8 = I bought it from a drug dealer or other stranger	57	0.10
10 = I got it in some other way	11	0.02
18 = I bought it from drug dealer/oth stranger LOG ASSN	1	0.00
81 = NEVER USED METHAMPHETAMINE Logically assigned	9	0.02
91 = NEVER USED METHAMPHETAMINE	53057	96.00
93 = DID NOT USE METHAMPHETAMINE IN THE PAST 12 MOS	1767	3.20
94 = DON'T KNOW.....	2	0.00
97 = REFUSED	23	0.04
98 = BLANK (NO ANSWER).....	109	0.20
99 = LEGITIMATE SKIP	86	0.16

MTHGTOS2¹ Len : 2 OTHER WAY RESP GOT METH USED THE LAST TIME

	Freq	Pct
8 = Bought it from a drug dealer or other stranger.....	1	0.00
10 = Got it in some other way	4	0.01
81 = NEVER USED METHAMPHETAMINE Logically assigned	9	0.02
85 = BAD DATA Logically assigned	5	0.01
91 = NEVER USED METHAMPHETAMINE	53057	96.00
93 = DID NOT USE METHAMPHETAMINE IN THE PAST 12 MOS	1767	3.20
97 = REFUSED	24	0.04
98 = BLANK (NO ANSWER).....	111	0.20
99 = LEGITIMATE SKIP	290	0.52

You reported that you got the Methamphetamine you last used from a friend or relative for free. How did your friend or relative get the last Methamphetamine that you used?

MTHFFLAS¹ Len : 2 HOW FRND/RELAT GOT METHAMPHETAMINE THE LAST TIME

	Freq	Pct
5 = He/she got it from a friend or relative for free	28	0.05
6 = He/she bought it from a friend or relative	30	0.05
7 = He/she took it from friend/relat without asking.....	1	0.00
8 = He/she bought it from a drug dealer/other stranger	24	0.04
10 = He/she got it in some other way	5	0.01
91 = NEVER USED METHAMPHETAMINE	53066	96.02
93 = DID NOT USE METHAMPHETAMINE IN THE PAST 12 MOS	1767	3.20
94 = DON'T KNOW.....	14	0.03
97 = REFUSED	3	0.01
98 = BLANK (NO ANSWER).....	134	0.24
99 = LEGITIMATE SKIP	196	0.35

MTHFFLSP¹ Len : 2 OTHER WAY FRND/RELAT GOT METHAMPHETAMINE

	Freq	Pct
12 = He/she stole or took it; otherwise unspecified.....	1	0.00
14 = He/she bought it; otherwise unspecified	1	0.00
23 = He/she got it w/prescription(s); otherwise unspcfd	1	0.00
85 = BAD DATA Logically assigned	1	0.00
91 = NEVER USED METHAMPHETAMINE	53066	96.02
93 = DID NOT USE METHAMPHETAMINE IN THE PAST 12 MOS	1767	3.20
94 = DON'T KNOW.....	1	0.00
97 = REFUSED	3	0.01
98 = BLANK (NO ANSWER).....	148	0.27
99 = LEGITIMATE SKIP	279	0.50

PRIOR SUBSTANCE USE

Earlier, the computer recorded that, during the past 30 days, you used prescription sedatives that were not prescribed for you or that you took only for the experience or feeling they caused. How did you get these prescription sedatives?

Please enter all of the ways that you got the prescription sedatives you used in the past 30 days.

SEDRX1DR¹ Len : 2 I GOT ONE+ PRSCRPS FOR SEDATIVES FROM JUST ONE DR

	Freq	Pct
1 = Response entered	11	0.02
3 = Response entered LOG ASSN (from SEDOTHS2)	1	0.00
5 = Response entered LOG ASSN (from SEDGTLA2)	1	0.00
6 = Response not entered.....	46	0.08
81 = NEVER USED SEDATIVES Logically assigned	27	0.05
91 = NEVER USED SEDATIVES.....	54200	98.07
93 = DID NOT USE SEDATIVES IN THE PAST 30 DAYS.....	826	1.49
94 = DON'T KNOW.....	2	0.00
97 = REFUSED	6	0.01
98 = BLANK (NO ANSWER).....	148	0.27

SEDRXDRS¹ Len : 2 I GOT PRSCRPS FOR SEDATIVES FROM TWO+ DR

	Freq	Pct
1 = Response entered	2	0.00
6 = Response not entered.....	57	0.10
81 = NEVER USED SEDATIVES Logically assigned	27	0.05
91 = NEVER USED SEDATIVES.....	54200	98.07
93 = DID NOT USE SEDATIVES IN THE PAST 30 DAYS.....	826	1.49
94 = DON'T KNOW.....	2	0.00
97 = REFUSED	6	0.01
98 = BLANK (NO ANSWER).....	148	0.27

SEDRXFAK¹ Len : 2 I WROTE FAKE PRESCRIPTIONS FOR SEDATIVES

	Freq	Pct
1 = Response entered	1	0.00
6 = Response not entered.....	58	0.10
81 = NEVER USED SEDATIVES Logically assigned	27	0.05
91 = NEVER USED SEDATIVES.....	54200	98.07
93 = DID NOT USE SEDATIVES IN THE PAST 30 DAYS.....	826	1.49
94 = DON'T KNOW.....	2	0.00
97 = REFUSED	6	0.01
98 = BLANK (NO ANSWER).....	148	0.27

SEDRSTOLE¹ Len : 2 I STOLE SEDS FROM A DR'S OFF/CLIN/HOSP/PHARMCY

	Freq	Pct
1 = Response entered	1	0.00
6 = Response not entered.....	58	0.10
81 = NEVER USED SEDATIVES Logically assigned	27	0.05
91 = NEVER USED SEDATIVES.....	54200	98.07
93 = DID NOT USE SEDATIVES IN THE PAST 30 DAYS.....	826	1.49
94 = DON'T KNOW.....	2	0.00
97 = REFUSED	6	0.01
98 = BLANK (NO ANSWER).....	148	0.27

SEDFRFRE¹ Len : 2 I GOT SEDATIVES FROM A FRND/RELATIVE FOR FREE

	Freq	Pct
1 = Response entered	27	0.05
5 = Response entered LOG ASSN (from SEDGTLA2)	1	0.00
6 = Response not entered.....	32	0.06
81 = NEVER USED SEDATIVES Logically assigned	27	0.05
91 = NEVER USED SEDATIVES.....	54200	98.07
93 = DID NOT USE SEDATIVES IN THE PAST 30 DAYS.....	826	1.49
94 = DON'T KNOW.....	2	0.00
97 = REFUSED	6	0.01
98 = BLANK (NO ANSWER).....	147	0.27

PRIOR SUBSTANCE USE

SEDFRBUY¹ Len : 2 I BOUGHT THE SEDS FROM A FRIEND OR RELATIVE

	Freq	Pct
1 = Response entered	12	0.02
6 = Response not entered.....	47	0.09
81 = NEVER USED SEDATIVES Logically assigned	27	0.05
91 = NEVER USED SEDATIVES.....	54200	98.07
93 = DID NOT USE SEDATIVES IN THE PAST 30 DAYS.....	826	1.49
94 = DON'T KNOW.....	2	0.00
97 = REFUSED	6	0.01
98 = BLANK (NO ANSWER).....	148	0.27

SEDFRTKE¹ Len : 2 I TOOK THE SEDS FROM A FRND/RELATIVE WO ASKING

	Freq	Pct
1 = Response entered	7	0.01
6 = Response not entered.....	52	0.09
81 = NEVER USED SEDATIVES Logically assigned	27	0.05
91 = NEVER USED SEDATIVES.....	54200	98.07
93 = DID NOT USE SEDATIVES IN THE PAST 30 DAYS.....	826	1.49
94 = DON'T KNOW.....	2	0.00
97 = REFUSED	6	0.01
98 = BLANK (NO ANSWER).....	148	0.27

SEDDEALR¹ Len : 2 I BOUGHT THE SEDS FROM DRUG DEALR/OTH STRANGER

	Freq	Pct
1 = Response entered	4	0.01
6 = Response not entered.....	55	0.10
81 = NEVER USED SEDATIVES Logically assigned	27	0.05
91 = NEVER USED SEDATIVES.....	54200	98.07
93 = DID NOT USE SEDATIVES IN THE PAST 30 DAYS.....	826	1.49
94 = DON'T KNOW.....	2	0.00
97 = REFUSED	6	0.01
98 = BLANK (NO ANSWER).....	148	0.27

SEDINET¹ Len : 2 I BOUGHT THE SEDATIVES ON THE INTERNET

	Freq	Pct
6 = Response not entered.....	59	0.11
81 = NEVER USED SEDATIVES Logically assigned	27	0.05
91 = NEVER USED SEDATIVES.....	54200	98.07
93 = DID NOT USE SEDATIVES IN THE PAST 30 DAYS.....	826	1.49
94 = DON'T KNOW.....	2	0.00
97 = REFUSED	6	0.01
98 = BLANK (NO ANSWER).....	148	0.27

SEDOTHWY¹ Len : 2 I GOT THE SEDATIVES IN SOME OTHER WAY

	Freq	Pct
1 = Response entered	8	0.01
6 = Response not entered.....	51	0.09
81 = NEVER USED SEDATIVES Logically assigned	27	0.05
91 = NEVER USED SEDATIVES.....	54200	98.07
93 = DID NOT USE SEDATIVES IN THE PAST 30 DAYS.....	826	1.49
94 = DON'T KNOW.....	2	0.00
97 = REFUSED	6	0.01
98 = BLANK (NO ANSWER).....	148	0.27

SEDOTHS2¹ Len : 2 OTHER WAY RESP GOT SEDATIVE USED IN PST 30 DAYS

	Freq	Pct
1 = Got one/more prescriptions from just one doctor.....	1	0.00
7 = Took from a friend or relative without asking.....	1	0.00
10 = Got it in some other way	2	0.00
11 = From friend, relative, home; otherwise unspecfd.....	3	0.01
81 = NEVER USED SEDATIVES Logically assigned	27	0.05
91 = NEVER USED SEDATIVES.....	54200	98.07
93 = DID NOT USE SEDATIVES IN THE PAST 30 DAYS.....	826	1.49
94 = DON'T KNOW.....	1	0.00
97 = REFUSED	6	0.01
98 = BLANK (NO ANSWER).....	150	0.27
99 = LEGITIMATE SKIP	51	0.09

PRIOR SUBSTANCE USE

You reported that you got the prescription sedatives you used in the past 30 days from a friend or relative for free. How did your friend or relative get the prescription sedatives that you used?

Please enter all of the ways that your friend or relative got the prescription sedatives you used in the past 30 days.

SEDFF1DR¹ Len : 2 FRIEND/RELATIVE GOT RX FOR SEDATIVES FROM 1 DR

	Freq	Pct
1 = Response entered	16	0.03
5 = Response entered LOG ASSN (from SEDFFLAS)	1	0.00
6 = Response not entered.....	10	0.02
81 = NEVER USED SEDATIVES Logically assigned	27	0.05
91 = NEVER USED SEDATIVES.....	54200	98.07
93 = DID NOT USE SEDATIVES IN THE PAST 30 DAYS.....	826	1.49
94 = DON'T KNOW.....	1	0.00
98 = BLANK (NO ANSWER).....	155	0.28
99 = LEGITIMATE SKIP	32	0.06

SEDFFDRS¹ Len : 2 FRIEND/RELATIVE GOT RX FOR SEDATIVES FROM >1 DR

	Freq	Pct
1 = Response entered	5	0.01
6 = Response not entered.....	21	0.04
81 = NEVER USED SEDATIVES Logically assigned	27	0.05
91 = NEVER USED SEDATIVES.....	54200	98.07
93 = DID NOT USE SEDATIVES IN THE PAST 30 DAYS.....	826	1.49
94 = DON'T KNOW.....	1	0.00
98 = BLANK (NO ANSWER).....	156	0.28
99 = LEGITIMATE SKIP	32	0.06

SEDFFAKE¹ Len : 2 FRIEND/RELATIVE WROTE FAKE RX FOR SEDATIVES

	Freq	Pct
1 = Response entered	1	0.00
6 = Response not entered.....	25	0.05
81 = NEVER USED SEDATIVES Logically assigned	27	0.05
91 = NEVER USED SEDATIVES.....	54200	98.07
93 = DID NOT USE SEDATIVES IN THE PAST 30 DAYS.....	826	1.49
94 = DON'T KNOW.....	1	0.00
98 = BLANK (NO ANSWER).....	156	0.28
99 = LEGITIMATE SKIP	32	0.06

SEDFFSTL¹ Len : 2 FRND/RELAT STOLE SEDATVS FRM DR/CLIN/HOSP/PHARM

	Freq	Pct
1 = Response entered	1	0.00
6 = Response not entered.....	25	0.05
81 = NEVER USED SEDATIVES Logically assigned	27	0.05
91 = NEVER USED SEDATIVES.....	54200	98.07
93 = DID NOT USE SEDATIVES IN THE PAST 30 DAYS.....	826	1.49
94 = DON'T KNOW.....	1	0.00
98 = BLANK (NO ANSWER).....	156	0.28
99 = LEGITIMATE SKIP	32	0.06

SEDFFREE¹ Len : 2 FRND/RELAT GOT SEDATIVES FRM FRND/RELAT FOR FREE

	Freq	Pct
1 = Response entered	5	0.01
6 = Response not entered.....	21	0.04
81 = NEVER USED SEDATIVES Logically assigned	27	0.05
91 = NEVER USED SEDATIVES.....	54200	98.07
93 = DID NOT USE SEDATIVES IN THE PAST 30 DAYS.....	826	1.49
94 = DON'T KNOW.....	1	0.00
98 = BLANK (NO ANSWER).....	156	0.28
99 = LEGITIMATE SKIP	32	0.06

PRIOR SUBSTANCE USE

SEDFFBOT¹ Len : 2 FRIEND/RELATIVE BOUGHT SEDATIVES FROM FRND/RELAT

	Freq	Pct
1 = Response entered	3	0.01
6 = Response not entered.....	23	0.04
81 = NEVER USED SEDATIVES Logically assigned	27	0.05
91 = NEVER USED SEDATIVES.....	54200	98.07
93 = DID NOT USE SEDATIVES IN THE PAST 30 DAYS.....	826	1.49
94 = DON'T KNOW.....	1	0.00
98 = BLANK (NO ANSWER).....	156	0.28
99 = LEGITIMATE SKIP	32	0.06

SEDFFTAK¹ Len : 2 FRND/RELAT TOOK SEDATIVES FRM FRND/REL WO ASKING

	Freq	Pct
1 = Response entered	2	0.00
6 = Response not entered.....	24	0.04
81 = NEVER USED SEDATIVES Logically assigned	27	0.05
91 = NEVER USED SEDATIVES.....	54200	98.07
93 = DID NOT USE SEDATIVES IN THE PAST 30 DAYS.....	826	1.49
94 = DON'T KNOW.....	1	0.00
98 = BLANK (NO ANSWER).....	156	0.28
99 = LEGITIMATE SKIP	32	0.06

SEDFFDLR¹ Len : 2 FRND/RELAT BOUGHT SEDTVS FR DRUG DEALER/STRANGER

	Freq	Pct
1 = Response entered	2	0.00
6 = Response not entered.....	24	0.04
81 = NEVER USED SEDATIVES Logically assigned	27	0.05
91 = NEVER USED SEDATIVES.....	54200	98.07
93 = DID NOT USE SEDATIVES IN THE PAST 30 DAYS.....	826	1.49
94 = DON'T KNOW.....	1	0.00
98 = BLANK (NO ANSWER).....	156	0.28
99 = LEGITIMATE SKIP	32	0.06

SEDFFNET¹ Len : 2 FRIEND/RELATIVE BOUGHT SEDATIVES ON THE INTERNET

	Freq	Pct
6 = Response not entered.....	26	0.05
81 = NEVER USED SEDATIVES Logically assigned	27	0.05
91 = NEVER USED SEDATIVES.....	54200	98.07
93 = DID NOT USE SEDATIVES IN THE PAST 30 DAYS.....	826	1.49
94 = DON'T KNOW.....	1	0.00
98 = BLANK (NO ANSWER).....	156	0.28
99 = LEGITIMATE SKIP	32	0.06

SEDFFOTH¹ Len : 2 FRIEND/RELATIVE GOT SEDATIVES SOME OTHER WAY

	Freq	Pct
1 = Response entered	2	0.00
6 = Response not entered.....	24	0.04
81 = NEVER USED SEDATIVES Logically assigned	27	0.05
91 = NEVER USED SEDATIVES.....	54200	98.07
93 = DID NOT USE SEDATIVES IN THE PAST 30 DAYS.....	826	1.49
94 = DON'T KNOW.....	1	0.00
98 = BLANK (NO ANSWER).....	156	0.28
99 = LEGITIMATE SKIP	32	0.06

SEDFFOSP¹ Len : 2 OTHER WAY FRND/RELAT GOT SEDATIVES

	Freq	Pct
1 = He/she got prescriptions from just one doctor	1	0.00
23 = He/she got it w/prescription(s); otherwise unspcfd	1	0.00
81 = NEVER USED SEDATIVES Logically assigned	27	0.05
91 = NEVER USED SEDATIVES.....	54200	98.07
93 = DID NOT USE SEDATIVES IN THE PAST 30 DAYS.....	826	1.49
98 = BLANK (NO ANSWER).....	157	0.28
99 = LEGITIMATE SKIP	56	0.10

PRIOR SUBSTANCE USE

Earlier, the computer recorded that, during the past 12 months, you used prescription sedatives that were not prescribed for you or that you took only for the experience or feeling they caused.

Now think about the last time you used a prescription sedative that was not prescribed for you or that you took only for the experience or feeling it caused. How did you get this prescription sedative?

SEDGTLA2¹ Len : 2 HOW GOT PRSCRIP SEDATIVE PAST 12 MOS/LAST TIME

	Freq	Pct
1 = I got a prescription from just one doctor	15	0.03
2 = I got prescriptions from more than one doctor	3	0.01
5 = I got it from a friend or relative for free	50	0.09
6 = I bought it from a friend or relative.....	7	0.01
7 = I took it from friend/relative without asking.....	8	0.01
8 = I bought it from a drug dealer or other stranger	6	0.01
10 = I got it in some other way	5	0.01
15 = I got it from friend/relative for free LOG ASSN.....	1	0.00
81 = NEVER USED SEDATIVES Logically assigned	27	0.05
91 = NEVER USED SEDATIVES.....	54200	98.07
93 = DID NOT USE SEDATIVES IN THE PAST 12 MOS	731	1.32
94 = DON'T KNOW.....	5	0.01
97 = REFUSED	8	0.01
98 = BLANK (NO ANSWER).....	150	0.27
99 = LEGITIMATE SKIP	52	0.09

SEDGTOS2¹ Len : 2 OTHER WAY RESP GOT SEDATIVE USED THE LAST TIME

	Freq	Pct
5 = Got it from a friend or relative for free.....	1	0.00
10 = Got it in some other way	1	0.00
81 = NEVER USED SEDATIVES Logically assigned	27	0.05
91 = NEVER USED SEDATIVES.....	54200	98.07
93 = DID NOT USE SEDATIVES IN THE PAST 12 MOS	731	1.32
97 = REFUSED	8	0.01
98 = BLANK (NO ANSWER).....	155	0.28
99 = LEGITIMATE SKIP	145	0.26

You reported that you got the prescription sedative you last used from a friend or relative for free. How did your friend or relative get the last prescription sedative that you used?

SEDFFLAS¹ Len : 2 HOW FRND/RELAT GOT SEDATIVES THE LAST TIME

	Freq	Pct
1 = He/she got a prescription from just one doctor	37	0.07
2 = He/she got prescriptions from more than one doctor	2	0.00
5 = He/she got it from a friend or relative for free	4	0.01
7 = He/she took it from friend/relative without asking	1	0.00
8 = He/she bought it from a drug dealer/other stranger	3	0.01
10 = He/she got it in some other way	2	0.00
81 = NEVER USED SEDATIVES Logically assigned	27	0.05
91 = NEVER USED SEDATIVES.....	54200	98.07
93 = DID NOT USE SEDATIVES IN THE PAST 12 MOS	731	1.32
94 = DON'T KNOW.....	1	0.00
98 = BLANK (NO ANSWER).....	164	0.30
99 = LEGITIMATE SKIP	96	0.17

SEDFFLSP¹ Len : 2 OTHER WAY FRND/RELAT GOT SEDATIVE

	Freq	Pct
15 = Dr office, clinic, hospital, pharmacy; how unspcfd	1	0.00
81 = NEVER USED SEDATIVES Logically assigned	27	0.05
91 = NEVER USED SEDATIVES.....	54200	98.07
93 = DID NOT USE SEDATIVES IN THE PAST 12 MOS	731	1.32
97 = REFUSED	1	0.00
98 = BLANK (NO ANSWER).....	165	0.30
99 = LEGITIMATE SKIP	143	0.26

PRIOR SUBSTANCE USE

NOTE: Respondents were assigned legitimate skip codes of 99 or 89 in CIGYRBFR if they reported in the core TOBACCO module that they last smoked a cigarette more than 3 years ago. Logically, these respondents would not have smoked a cigarette in the past 12 to 24 months. In addition, CIGYRBFR was not edited with respect to CIGAGLST or CIGDLLST. Therefore, inconsistencies could exist between CIGYRBFR and these other variables.

Earlier questions were about the past 12 months. This question is about the year before that, that is, from [DATEFILL - 12 MONTHS] to [DATEFILL]. During that year, beginning [DATEFILL - 12 MONTHS] and ending [DATEFILL], did you smoke part or all of a cigarette, even once?

CIGYRBFR¹ Len : 2 SMOKE ALL OR PART OF CIGARETTE IN YR BEFORE LAST

	Freq	Pct
1 = Yes	13978	25.29
2 = No.....	4357	7.88
91 = NEVER USED CIGARETTES	27387	49.55
94 = DON'T KNOW.....	147	0.27
97 = REFUSED	72	0.13
98 = BLANK (NO ANSWER).....	174	0.31
99 = LEGITIMATE SKIP	9153	16.56

NOTE: The variables ALCYRBFR and ALCAGLST were not edited with respect to one another. Therefore, inconsistencies could exist between these two variables.

Earlier questions were about the past 12 months. This question is about the year before that, that is, from [DATEFILL - 12 MONTHS] to [DATEFILL]. During that year, beginning [DATEFILL - 12 MONTHS] and ending [DATEFILL], did you have a drink of any type of alcoholic beverage, even once?

ALCYRBFR¹ Len : 2 HAVE ALCOHOLIC BEVERAGE IN YEAR BEFORE LAST

	Freq	Pct
1 = Yes	29355	53.11
2 = No.....	9082	16.43
85 = BAD DATA Logically assigned	2	0.00
91 = NEVER USED ALCOHOL.....	16489	29.83
94 = DON'T KNOW.....	216	0.39
97 = REFUSED	115	0.21
98 = BLANK (NO ANSWER).....	9	0.02

NOTE: The variables COCYRBFR and COCAGLST were not edited with respect to one another. Therefore, inconsistencies could exist between these two variables.

Earlier questions were about the past 12 months. This question is about the year before that, that is, from [DATEFILL - 12 MONTHS] to [DATEFILL]. During that year, beginning [DATEFILL - 12 MONTHS] and ending [DATEFILL], did you use any form of cocaine, even once?

COCYRBFR¹ Len : 2 HAVE ANY FORM OF COCAINE IN YEAR BEFORE LAST

	Freq	Pct
1 = Yes	1294	2.34
2 = No.....	4668	8.45
91 = NEVER USED COCAINE	49243	89.10
94 = DON'T KNOW.....	24	0.04
97 = REFUSED	28	0.05
98 = BLANK (NO ANSWER).....	11	0.02

RECODED PRIOR SUBSTANCE USE

RECODED PRIOR SUBSTANCE USE

NOTE: The variables in this section are recoded variables that were created from one or more of the variables from the following two sections: Recoded Drug Use and Prior Substance Use.

NOTE: Certain source variables that were used to create recoded variables have valid values that might not have been reported or assigned for the current survey year. However, these values have been included in the general specifications in the codebook on how the recoded variables were created. See additional details about this issue in the Organization of the Data File section of this codebook introduction.

MJPRIOR	Len : 1 MARIJUANA USE 12-23 MONTHS PRIOR TO INTERVIEW		
	0 = No (Otherwise).....	Freq	Pct
	1 = Used 12-23 Months Ago (MRJYRBFR=1).....	45882	83.02
		9386	16.98

MJPRIYR	Len : 1 MRJ USE 12-23 MONTHS PRIOR & PST YR MRJ USE		
	0 = No (Otherwise).....	Freq	Pct
	1 = Used in Prior Yr & Past Yr (MRJYR=1 & MJPRIOR=1).....	47893	86.66
		7375	13.34

MJPRNOYR	Len : 1 MRJ USE 12-23 MONTHS PRIOR & NO PST YR MRJ USE		
	0 = No (Otherwise).....	Freq	Pct
	1 = Used in Pr Yr NOT Pst Yr (MRJYR=0 and MJPRIOR=1).....	53257	96.36
		2011	3.64

RECODED PRIOR SUBSTANCE USE

Note: The following 5 variables pertain to the source of a respondent's most recent nonmedical use of prescription pain relievers (ANLLTSC), prescription tranquilizers (TRNLTS2), prescription stimulants (STMLTS2), prescription sedatives (SEDLTS2), and methamphetamine (MTHLTSC4) within the past year.

For each variable, excluding MTHLTSC4, there are 11 mutually exclusive categories; 10 categories for specific sources and one category for those respondents who did not indicate using the drug in the past year. Since methamphetamine is not available by prescription, the first 4 categories are not applicable thus there are only 7 mutually exclusive categories for MTHLTSC4; 6 sources and one category for non past year users. The categories for the specific sources take into account responses from past month users who indicated a single source during the past 30 days, past month users who indicated their most recent source after selecting multiple sources during the past 30 days, and past year users who indicated their most recent source of drug use.

Questions related to source of stimulant use pertain only to prescription stimulants and are not asked of respondents who were users of only methamphetamine, thus those respondents who indicated non-prescription stimulant use only (STMGTLA2=99) were classified as having "No Past Year Rx Use" (STMLTS2=11).

Based on the following conditions, a respondent was classified in one of the following 12 categories (including SAS missing) for the source of most recent prescription drug use in the past year for the variables, ANLLTSC, TRNLTS2, STMLTS2, and SEDLTS2:

1. Got From One Doctor (XXXGTLA2=1, 11 or only XXXRX1DR=1, 3, 5)
2. Got From More Than One Doctor (XXXGTLA2=2, 12 or only XXXRXDRS=1, 3, 5)
3. Wrote Fake Prescription (XXXGTLA2=3, 13 or only XXXRXFAK=1, 3, 5)
4. Stole from Dr Office, Clinic, Hospital, or Pharmacy (XXXGTLA2=4, 14 or only XXXSTOLE=1, 3, 5)
5. Got From Friend or Relative for Free (XXXGTLA2=5, 15 or only XXXFRFRE=1, 3, 5)
6. Bought from Friend or Relative (XXXGTLA2=6, 16 or only XXXFRBUY=1, 3, 5)
7. Took from Friend or Relative without Asking (XXXGTLA2=7, 17 or only XXXFRTKE=1, 3, 5)
8. Bought from Drug Dealer or Other Stranger (XXXGTLA2=8, 18 or only XXXDEALR=1, 3, 5)
9. Bought on the Internet (XXXGTLA2=9, 19 or only XXXINET=1, 3, 5)
10. Got Some Other Way (XXXGTLA2=10 and XXXGTOS2=11-38, 71) or (only XXXOTHWY=1, 3, 5 and XXXOTHS2=11-38, 71))
11. No Past Year Use (XXXGTLA2=81, 89, 91, 93, 99)

(SAS Missing) Unknown/Invalid Source (XXXGTLA2=85, 94, 97, 98 or [XXXGTLA2=10 and XXXGTOS2=70, 72-75, 85, 94, 97, 98] or [XXXGTLA2=99 and only XXXOTHWY=1 and XXXOTHS2=70, 72-75, 85, 94, 97, 98])

ANLLTSC Len : 2 SOURCE OF PAIN RELIEVERS FOR LAST NONMED USE

	Freq	Pct
. = Unknown/Invalid Source	710	1.28
1 = Got From One Doctor	558	1.01
2 = Got From More Than One Doctor	63	0.11
3 = Wrote Fake Prescription	7	0.01
4 = Stole from Dr Office, Clinic, Hospital, or Pharmacy	18	0.03
5 = Got From Friend or Relative for Free	1692	3.06
6 = Bought from Friend or Relative	403	0.73
7 = Took from Friend or Relative without Asking	186	0.34
8 = Bought from Drug Dealer or Other Stranger	196	0.35
9 = Bought on the Internet	7	0.01
10 = Got Some Other Way	150	0.27
11 = No Past Year Use	51278	92.78

TRNLTS2 Len : 2 SOURCE OF TRANQUILIZERS FOR LAST NONMED USE

	Freq	Pct
. = Unknown/Invalid Source	297	0.54
1 = Got From One Doctor	137	0.25
2 = Got From More Than One Doctor	10	0.02
5 = Got From Friend or Relative for Free	815	1.47
6 = Bought from Friend or Relative	234	0.42
7 = Took from Friend or Relative without Asking	68	0.12
8 = Bought from Drug Dealer or Other Stranger	122	0.22
10 = Got Some Other Way	56	0.10
11 = No Past Year Use	53529	96.85

RECODED PRIOR SUBSTANCE USE

STMLTS2

Len : 2 SOURCE OF RX STIMULANTS FOR LAST NONMED USE

	Freq	Pct
. = Unknown/Invalid Source	214	0.39
1 = Got From One Doctor	84	0.15
2 = Got From More Than One Doctor	9	0.02
4 = Stole from Dr Office, Clinic, Hospital, or Pharmacy	3	0.01
5 = Got From Friend or Relative for Free	426	0.77
6 = Bought from Friend or Relative	220	0.40
7 = Took from Friend or Relative without Asking	25	0.05
8 = Bought from Drug Dealer or Other Stranger	70	0.13
9 = Bought on the Internet	8	0.01
10 = Got Some Other Way	25	0.05
11 = No Past Year Use	54184	98.04

SEDLTS2

Len : 2 SOURCE OF SEDATIVES FOR LAST NONMED USE

	Freq	Pct
. = Unknown/Invalid Source	164	0.30
1 = Got From One Doctor	23	0.04
2 = Got From More Than One Doctor	5	0.01
4 = Stole from Dr Office, Clinic, Hospital, or Pharmacy	3	0.01
5 = Got From Friend or Relative for Free	73	0.13
6 = Bought from Friend or Relative	15	0.03
7 = Took from Friend or Relative without Asking	11	0.02
8 = Bought from Drug Dealer or Other Stranger	8	0.01
10 = Got Some Other Way	8	0.01
11 = No Past Year Use	54958	99.44

The variable for the source of most recent methamphetamine use in the past year, MTHLTSC4, was defined by including respondents routed from the core Stimulants module as well as respondents routed from the noncore Special Drugs module who reported they did not think of methamphetamine as a prescription drug when asked about use in the core Stimulants module.

As indicated below, the imputed core-plus-noncore past year methamphetamine use variable (CPNMTHYR) was used in conjunction with the edited source variables to determine a respondent's source for most recently used methamphetamine based on past year use as defined from both the core Stimulants module and legitimate responses from the noncore Special Drugs module, as previously stated. The categories were defined as follows:

5. From Friend or Relative for Free (Valid Past Year Use [CPNMTHYR=1] and MTHGTLA2=5, 15 or only MTHFRFRE=1, 3, 5)
6. Bought from Friend or Relative (Valid Past Year Use [CPNMTHYR=1] and MTHGTLA2=6, 16 or only MTHFRBUY=1, 3, 5)
7. Took from Friend or Relative without Asking (Valid Past Year Use [CPNMTHYR=1] and MTHGTLA2=7, 17 or only MTHFRTKE=1, 3, 5)
8. Bought from Drug Dealer or Other Stranger (Valid Past Year Use [CPNMTHYR=1] and MTHGTLA2=8, 18 or only MTHDEALR=1, 3, 5)
9. Bought on the Internet (Valid Past Year Use [CPNMTHYR=1] and MTHGTLA2=9, 19 or only MTHINET=1, 3, 5)
10. Some Other Way (Valid Past Year Use [CPNMTHYR=1] and [MTHGTLA2=10 and MTHGTOS2=10, 11-38, 71 or only MTHOTHWY=1, 3, 5 and MTHOTHS2=10, 11-38, 71])
11. No Lifetime or Past Year Use (CPNMTHYR=0)

(SAS Missing) Unknown/Invalid Source {Valid Past Year Use [CPNMTHYR=1] and ([MTHGTLA2=85, 93, 94, 97, 98] or [MTHGTLA2=10 and MTHGTOS2=70, 72, 73, 74, 75, 85, 94, 97, 98] or [MTHGTLA2=99 and only MTHOTHWY=1 and MTHOTHS2=70, 72, 73, 74, 85, 94, 97, 98])}

Please see Appendix B.4.8 of the Results from the 2008 NSDUH: National Findings for more information.

MTHLTSC4

Len : 2 SOURCE OF METHAMPHETAMINE FOR LAST NONMED USE

	Freq	Pct
. = Unknown/Invalid Source	48	0.09
5 = Got From Friend or Relative for Free	130	0.24
6 = Bought from Friend or Relative	47	0.09
7 = Took from Friend or Relative without Asking	6	0.01
8 = Bought from Drug Dealer or Other Stranger	62	0.11
10 = Got Some Other Way	11	0.02
11 = No Past Year Use	54964	99.45

RECODED PRIOR SUBSTANCE USE

NOTE: The following 46 variables were created to capture all a respondent's reported sources of past month prescription drug and methamphetamine (MTH) use. The prescription drugs include pain relievers (ANL), tranquilizers (TRN), stimulants (STM), and sedatives (SED).

NOTE: For the following 40 variables, to produce estimates among adults with past month prescription drug use, the analysis will need to be restricted by the specific past month prescription drug use variable (XXXMON=1).

ANLRX1D2 Len : 1 GOT ONE+ RX FOR ANL FROM JUST ONE DOCTOR - PST MON

	Freq	Pct
. = Unknown Source (Otherwise)	608	1.10
1 = Yes (ANLRX1DR=1,3,5)	309	0.56
2 = No (ANLRX1DR=6).....	962	1.74
3 = Never/No Pst Mon Use (ANLRX1DR=81,89,91,93,99).....	53389	96.60

ANLRXDS2 Len : 1 GOT RX FOR ANL FROM 2 OR MORE DOCTORS - PST MON

	Freq	Pct
. = Unknown Source (Otherwise)	610	1.10
1 = Yes (ANLRXDRS=1,3,5).....	49	0.09
2 = No (ANLRXDRS=6).....	1220	2.21
3 = Never/No Pst Mon Use (ANLRXDRS=81,89,91,93,99).....	53389	96.60

ANLRXFK2 Len : 1 WROTE FAKE PRESCRIPTION FOR ANL - PST MON

	Freq	Pct
. = Unknown Source (Otherwise)	610	1.10
1 = Yes (ANLRXFAK=1,3,5)	6	0.01
2 = No (ANLRXFAK=6).....	1263	2.29
3 = Never/No Pst Mon Use (ANLRXFAK=81,89,91,93,99).....	53389	96.60

ANLSTOL2 Len : 1 STOLE ANL FROM DR'S OFF/CLIN/HOSP/PHARM - PST MON

	Freq	Pct
. = Unknown Source (Otherwise)	610	1.10
1 = Yes (ANLSTOLE=1,3,5).....	14	0.03
2 = No (ANLSTOLE=6).....	1255	2.27
3 = Never/No Pst Mon Use (ANLSTOLE=81,89,91,93,99).....	53389	96.60

ANLFRFE2 Len : 1 GOT ANL FROM A FRIEND/RELATIVE FOR FREE - PST MON

	Freq	Pct
. = Unknown Source (Otherwise)	606	1.10
1 = Yes (ANLFRFRE=1,3,5)	738	1.34
2 = No (ANLFRFRE=6).....	535	0.97
3 = Never/No Pst Mon Use (ANLFRFRE=81,89,91,93,99).....	53389	96.60

ANLFRBY2 Len : 1 BOUGHT ANL FROM A FRIEND OR RELATIVE - PST MON

	Freq	Pct
. = Unknown Source (Otherwise)	609	1.10
1 = Yes (ANLFRBUY=1,3,5)	330	0.60
2 = No (ANLFRBUY=6).....	940	1.70
3 = Never/No Pst Mon Use (ANLFRBUY=81,89,91,93,99).....	53389	96.60

ANLFRTK2 Len : 1 TOOK ANL FROM FRND/RELATIVE WITHOUT ASK - PST MON

	Freq	Pct
. = Unknown Source (Otherwise)	610	1.10
1 = Yes (ANLFRTKE=1,3,5).....	137	0.25
2 = No (ANLFRTKE=6).....	1132	2.05
3 = Never/No Pst Mon Use (ANLFRTKE=81,89,91,93,99).....	53389	96.60

ANLDEAL2 Len : 1 BOUGHT ANL FROM DRUG DEALR/OTH STRANGER - PST MON

	Freq	Pct
. = Unknown Source (Otherwise)	610	1.10
1 = Yes (ANLDEALR=1,3,5)	203	0.37
2 = No (ANLDEALR=6).....	1066	1.93
3 = Never/No Pst Mon Use (ANLDEALR=81,89,91,93,99).....	53389	96.60

RECODED PRIOR SUBSTANCE USE

ANLINET2	Len : 1 BOUGHT ANL ON THE INTERNET - PST MON		
	. = Unknown Source (Otherwise)	Freq	Pct
	1 = Yes (ANLINET=1,3,5)	610	1.10
	2 = No (ANLINET=6)	8	0.01
	3 = Never/No Pst Mon Use (ANLINET=81,89,91,93,99).....	1261	2.28
		53389	96.60

The following variable, ANLOTHW2, was recoded to SAS missing if either of these situations occurred: (1) a respondent indicated that during the past 30 days they got prescription pain relievers in "some other way" (ANLOTHWY=1, 3, 5) and their write-in response was classified as an invalid or unknown source (ANLOTHS2=70, 72, 73, 74, 75, 85, 94, 97, 98) or (2) a response to getting the prescription pain relievers "some other way" was unknown (ANLOTHWY=85, 94, 97, 98).

ANLOTHW2	Len : 1 GOT ANL IN SOME OTHER WAY - PST MON		
	. = Unknown/Invalid Source (See comment above).....	Freq	Pct
	1 = Yes (ANLOTHWY=1,3,5 and ANLOTHS2=10,11-38,71).....	641	1.16
	2 = No (ANLOTHWY=6 or [ANLOTHWY=1,3,5 & ANLOTHS2=1-9]).....	78	0.14
	3 = Never/No Pst Mon Use (ANLOTHWY=81,89,91,93,99).....	1160	2.10
		53389	96.60

TRNRX1D2	Len : 1 GOT ONE+ RX FOR TRN FROM JUST ONE DOCTOR - PST MON		
	. = Unknown Source (Otherwise)	Freq	Pct
	1 = Yes (TRNRX1DR=1,3,5).....	233	0.42
	2 = No (TRNRX1DR=6)	63	0.11
	3 = Never/No Pst Mon Use (TRNRX1DR=81,89,91,93,99).....	418	0.76
		54554	98.71

TRNRXDS2	Len : 1 GOT RX FOR TRN FROM 2 OR MORE DOCTORS - PST MON		
	. = Unknown Source (Otherwise)	Freq	Pct
	1 = Yes (TRNRXDRS=1,3,5)	233	0.42
	2 = No (TRNRXDRS=6).....	8	0.01
	3 = Never/No Pst Mon Use (TRNRXDRS=81,89,91,93,99).....	473	0.86
		54554	98.71

TRNRXFK2	Len : 1 WROTE FAKE PRESCRIPTION FOR TRN - PST MON		
	. = Unknown Source (Otherwise)	Freq	Pct
	1 = Yes (TRNRXFAK=1,3,5)	233	0.42
	2 = No (TRNRXFAK=6)	1	0.00
	3 = Never/No Pst Mon Use (TRNRXFAK=81,89,91,93,99).....	480	0.87
		54554	98.71

TRNSTOL2	Len : 1 STOLE TRN FROM DR'S OFF/CLIN/HOSP/PHARM - PST MON		
	. = Unknown Source (Otherwise)	Freq	Pct
	2 = No (TRNSTOLE=6).....	233	0.42
	3 = Never/No Pst Mon Use (TRNSTOLE=81,89,91,93,99).....	481	0.87
		54554	98.71

TRNFRFE2	Len : 1 GOT TRN FROM A FRIEND/RELATIVE FOR FREE - PST MON		
	. = Unknown Source (Otherwise)	Freq	Pct
	1 = Yes (TRNFRFRE=1,3,5)	233	0.42
	2 = No (TRNFRFRE=6)	272	0.49
	3 = Never/No Pst Mon Use (TRNFRFRE=81,89,91,93,99).....	209	0.38
		54554	98.71

TRNFRBY2	Len : 1 BOUGHT TRN FROM A FRIEND OR RELATIVE - PST MON		
	. = Unknown Source (Otherwise)	Freq	Pct
	1 = Yes (TRNFRBUY=1,3,5).....	233	0.42
	2 = No (TRNFRBUY=6)	98	0.18
	3 = Never/No Pst Mon Use (TRNFRBUY=81,89,91,93,99).....	383	0.69
		54554	98.71

RECODED PRIOR SUBSTANCE USE

TRNFRTK2	Len : 1 TOOK TRN FROM FRND/RELATIVE WITHOUT ASK - PST MON		
	.	Freq	Pct
	. = Unknown Source (Otherwise)	233	0.42
	1 = Yes (TRNFRTKE=1,3,5)	31	0.06
	2 = No (TRNFRTKE=6).....	450	0.81
	3 = Never/No Pst Mon Use (TRNFRTKE=81,89,91,93,99).....	54554	98.71

TRNDEAL2	Len : 1 BOUGHT TRN FROM DRUG DEALR/OTH STRANGER - PST MON		
	.	Freq	Pct
	. = Unknown Source (Otherwise)	233	0.42
	1 = Yes (TRNDEALR=1,3,5)	61	0.11
	2 = No (TRNDEALR=6)	420	0.76
	3 = Never/No Pst Mon Use (TRNDEALR=81,89,91,93,99).....	54554	98.71

TRNINET2	Len : 1 BOUGHT TRANQUILIZERS ON THE INTERNET - PST MON		
	.	Freq	Pct
	. = Unknown Source (Otherwise)	233	0.42
	2 = No (TRNINET=6)	481	0.87
	3 = Never/No Pst Mon Use (TRNINET=81,89,91,93,99)	54554	98.71

The following variable, TRNOTHW2, was recoded to SAS missing if either of these situations occurred: (1) a respondent indicated that during the past 30 days they got prescription tranquilizers in "some other way" (TRNOTHWY=1, 3, 5) and their write-in response was classified as an invalid or unknown source (TRNOTHS2=70, 72, 73, 74, 75, 85, 94, 97, 98) or (2) a response to getting the prescription tranquilizers "some other way" was unknown (TRNOTHWY=85, 94, 97, 98).

TRNOTHW2	Len : 1 GOT TRN IN SOME OTHER WAY - PST MON		
	.	Freq	Pct
	. = Unknown Source (See comment above).....	242	0.44
	1 = Yes (TRNOTHWY=1,3,5 and TRNOTHS2=10,11-38,71)	14	0.03
	2 = No (TRNOTHWY=6 or [TRNOTHWY=1,3,5 & TRNOTHS2=1-9]).....	458	0.83
	3 = Never/No Pst Mon Use (TRNOTHWY=81,89,91,93,99)	54554	98.71

STMRX1D2	Len : 1 GOT ONE+ RX FOR STM FROM JUST ONE DOCTOR - PST MON		
	.	Freq	Pct
	. = Unknown Source (Otherwise)	183	0.33
	1 = Yes (STMRX1DR=1,3,5).....	40	0.07
	2 = No (STMRX1DR=6)	254	0.46
	3 = Never/No Pst Mon/Only MTH(STMRX1DR=81,89,91,93,99).....	54791	99.14

STMRXDS2	Len : 1 GOT RX FOR STM FROM 2 OR MORE DOCTORS - PST MON		
	.	Freq	Pct
	. = Unknown Source (Otherwise)	184	0.33
	1 = Yes (STMRXDRS=1,3,5)	4	0.01
	2 = No (STMRXDRS=6).....	289	0.52
	3 = Never/No Pst Mon/Only MTH(STMRXDRS=81,89,91,93,99)	54791	99.14

STMXF2K2	Len : 1 WROTE FAKE PRESCRIPTION FOR STM - PST MON		
	.	Freq	Pct
	. = Unknown Source (Otherwise)	184	0.33
	2 = No (STMXF2K=6)	293	0.53
	3 = Never/No Pst Mon/Only MTH(STMXF2K=81,89,91,93,99).....	54791	99.14

STMSTOL2	Len : 1 STOLE STM FROM DR'S OFF/CLIN/HOSP/PHARM - PST MON		
	.	Freq	Pct
	. = Unknown Source (Otherwise)	184	0.33
	1 = Yes (STMSTOLE=1,3,5)	1	0.00
	2 = No (STMSTOLE=6)	292	0.53
	3 = Never/No Pst Mon/Only MTH(STMSTOLE=81,89,91,93,99)	54791	99.14

STMFRFE2	Len : 1 GOT STM FROM A FRIEND/RELATIVE FOR FREE - PST MON		
	.	Freq	Pct
	. = Unknown Source (Otherwise)	183	0.33
	1 = Yes (STMFRFRE=1,3,5).....	153	0.28
	2 = No (STMFRFRE=6)	141	0.26
	3 = Never/No Pst Mon/Only MTH(STMFRFRE=81,89,91,93,99).....	54791	99.14

RECODED PRIOR SUBSTANCE USE

STMFRBY2	Len : 1 BOUGHT STM FROM A FRIEND OR RELATIVE - PST MON		
	. = Unknown Source (Otherwise)	Freq	Pct
	1 = Yes (STMFRBUY=1,3,5).....	184	0.33
	2 = No (STMFRBUY=6).....	96	0.17
	3 = Never/No Pst Mon/Only MTH(STMFRBUY=81,89,91,93,99).....	197	0.36
		54791	99.14

STMFRTK2	Len : 1 TOOK STM FROM FRND/RELATIVE WITHOUT ASK - PST MON		
	. = Unknown Source (Otherwise)	Freq	Pct
	1 = Yes (STMFRTKE=1,3,5).....	184	0.33
	2 = No (STMFRTKE=6).....	16	0.03
	3 = Never/No Pst Mon/Only MTH(STMFRTKE=81,89,91,93,99).....	277	0.50
		54791	99.14

STMDEAL2	Len : 1 BOUGHT STM FROM DRUG DEALR/OTH STRANGER - PST MON		
	. = Unknown Source (Otherwise)	Freq	Pct
	1 = Yes (STMDEALR=1,3,5).....	184	0.33
	2 = No (STMDEALR=6).....	39	0.07
	3 = Never/No Pst Mon/Only MTH(STMDEALR=81,89,91,93,99).....	254	0.46
		54791	99.14

STMINET2	Len : 1 BOUGHT STIMULANTS ON THE INTERNET - PST MON		
	. = Unknown Source (Otherwise)	Freq	Pct
	1 = Yes (STMINET=1,3,5).....	184	0.33
	2 = No (STMINET=6).....	6	0.01
	3 = Never/No Pst Mon/Only MTH(STMINET=81,89,91,93,99).....	287	0.52
		54791	99.14

The following variable, STMOTHW2, was recoded to SAS missing if either of these situations occurred: (1) a respondent indicated that during the past 30 days they got prescription stimulants in "some other way" (STMOTHWY=1, 3, 5) and their write-in response was classified as an invalid or unknown source (STMOTHS2=70, 72, 73, 74, 75, 85, 94, 97, 98) or (2) a response to getting the prescription stimulants "some other way" was unknown (STMOTHWY=85, 94, 97, 98).

STMOTHW2	Len : 1 GOT STM IN SOME OTHER WAY - PST MON		
	. = Unknown/Invalid Source (See comment above).....	Freq	Pct
	1 = Yes (STMOTHWY=1,3,5 and STMOTHS2=10,11-38,71).....	188	0.34
	2 = No (STMOTHWY=6 or [STMOTHWY=1,3,5 & STMOTHS2=1-9]).....	12	0.02
	3 = Never/No Pst Mon/Only MTH(STMOTHWY=81,89,91,93,99).....	277	0.50
		54791	99.14

SEDRX1D2	Len : 1 GOT ONE+ RX FOR SED FROM JUST ONE DOCTOR - PST MON		
	. = Unknown Source (Otherwise)	Freq	Pct
	1 = Yes (SEDRX1DR=1,3,5).....	156	0.28
	2 = No (SEDRX1DR=6).....	13	0.02
	3 = Never/No Pst Mon Use (SEDRX1DR=81,89,91,93,99).....	46	0.08
		55053	99.61

SEDRXDS2	Len : 1 GOT RX FOR SED FROM 2 OR MORE DOCTORS - PST MON		
	. = Unknown Source (Otherwise)	Freq	Pct
	1 = Yes (SEDRXDRS=1,3,5).....	156	0.28
	2 = No (SEDRXDRS=6).....	2	0.00
	3 = Never/No Pst Mon Use (SEDRXDRS=81,89,91,93,99).....	57	0.10
		55053	99.61

SEDRXFK2	Len : 1 WROTE FAKE PRESCRIPTION FOR SED - PST MON		
	. = Unknown Source (Otherwise)	Freq	Pct
	1 = Yes (SEDRXFAK=1,3,5).....	156	0.28
	2 = No (SEDRXFAK=6).....	1	0.00
	3 = Never/No Pst Mon Use (SEDRXFAK=81,89,91,93,99).....	58	0.10
		55053	99.61

RECODED PRIOR SUBSTANCE USE

SEDSTOL2	Len : 1 STOLE SED FROM DR'S OFF/CLIN/HOSP/PHARM - PST MON	Freq	Pct
	. = Unknown Source (Otherwise)	156	0.28
	1 = Yes (SEDSTOLE=1,3,5)	1	0.00
	2 = No (SEDSTOLE=6).....	58	0.10
	3 = Never/No Pst Mon Use (SEDSTOLE=81,89,91,93,99).....	55053	99.61

SEDFRFE2	Len : 1 GOT SED FROM A FRIEND/RELATIVE FOR FREE - PST MON	Freq	Pct
	. = Unknown Source (Otherwise)	155	0.28
	1 = Yes (SEDFRFRE=1,3,5)	28	0.05
	2 = No (SEDFRFRE=6)	32	0.06
	3 = Never/No Pst Mon Use (SEDFRFRE=81,89,91,93,99).....	55053	99.61

SEDFRBY2	Len : 1 BOUGHT SED FROM A FRIEND OR RELATIVE - PST MON	Freq	Pct
	. = Unknown Source (Otherwise)	156	0.28
	1 = Yes (SEDFRBUY=1,3,5).....	12	0.02
	2 = No (SEDFRBUY=6)	47	0.09
	3 = Never/No Pst Mon Use (SEDFRBUY=81,89,91,93,99)	55053	99.61

SEDFRTK2	Len : 1 TOOK SED FROM FRND/RELATIVE WITHOUT ASK - PST MON	Freq	Pct
	. = Unknown Source (Otherwise)	156	0.28
	1 = Yes (SEDFRTKE=1,3,5)	7	0.01
	2 = No (SEDFRTKE=6).....	52	0.09
	3 = Never/No Pst Mon Use (SEDFRTKE=81,89,91,93,99).....	55053	99.61

SEDDEAL2	Len : 1 BOUGHT SED FROM DRUG DEALR/OTH STRANGER - PST MON	Freq	Pct
	. = Unknown Source (Otherwise)	156	0.28
	1 = Yes (SEDDEALR=1,3,5)	4	0.01
	2 = No (SEDDEALR=6)	55	0.10
	3 = Never/No Pst Mon Use (SEDDEALR=81,89,91,93,99).....	55053	99.61

SEDINET2	Len : 1 BOUGHT SEDATIVES ON THE INTERNET - PST MON	Freq	Pct
	. = Unknown Source (Otherwise)	156	0.28
	2 = No (SEDINET=6)	59	0.11
	3 = Never/No Pst Mon Use (SEDINET=81,89,91,93,99)	55053	99.61

The following variable, SEDOTHW2, was recoded to SAS missing if either of these situations occurred: (1) a respondent indicated that during the past 30 days they got prescription sedatives in "some other way" (SEDOTHWY=1, 3, 5) and their write-in response was classified as an invalid or unknown source (SEDOTHS2=70, 72, 73, 74, 75, 85, 94, 97, 98) or (2) a response to getting the prescription sedatives "some other way" was unknown (SEDOTHWY=85, 94, 97, 98).

SEDOTHW2	Len : 1 GOT SED IN SOME OTHER WAY - PST MON	Freq	Pct
	. = Unknown Source (See comment above).....	157	0.28
	1 = Yes (SEDOTHWY=1,3,5 and SEDOTHS2=10,11-38,71)	5	0.01
	2 = No (SEDOTHWY=6 or [SEDOTHWY=1,3,5 & SEDOTHS2=1-9]).....	53	0.10
	3 = Never/No Pst Mon Use (SEDOTHWY=81,89,91,93,99)	55053	99.61

MTHFRFE2	Len : 1 GOT MTH FROM A FRIEND/RELATIVE FOR FREE - PST MON	Freq	Pct
	. = Unknown Src (CPNMTHMN=1 & MTHFRFRE=85,93,94,97,98)	22	0.04
	1 = Yes (CPNMTHMN=1 and MTHFRFRE=1,3,5)	49	0.09
	2 = No (CPNMTHMN=1 and MTHFRFRE=6).....	41	0.07
	3 = No Past Month Use (CPNMTHMN=0).....	55156	99.80

RECODED PRIOR SUBSTANCE USE

MTHFRBY2	Len : 1 BOUGHT MTH FROM A FRIEND OR RELATIVE - PST MON		
		Freq	Pct
	. = Unknown Src (CPNMTHMN=1 & MTHFRBUY=85,93,94,97,98)	22	0.04
	1 = Yes (CPNMTHMN=1 and MTHFRBUY=1,3,5)	34	0.06
	2 = No (CPNMTHMN=1 and MTHFRBUY=6)	56	0.10
	3 = No Past Month Use (CPNMTHMN=0)	55156	99.80
MTHFRTK2	Len : 1 TOOK MTH FROM A FRND/RELATIVE WITHOUT ASK - PST MO		
		Freq	Pct
	. = Unknown Src (CPNMTHMN=1 & MTHFRTKE=85,93,94,97,98)	22	0.04
	1 = Yes (CPNMTHMN=1 and MTHFRTKE=1,3,5)	1	0.00
	2 = No (CPNMTHMN=1 and MTHFRTKE=6)	89	0.16
	3 = No Past Month Use (CPNMTHMN=0)	55156	99.80
MTHDEAL2	Len : 1 BOUGHT MTH FROM DRUG DEALR/OTH STRANGER - PST MON		
		Freq	Pct
	. = Unknown Src (CPNMTHMN=1 & MTHDEALR=85,93,94,97,98)	22	0.04
	1 = Yes (CPNMTHMN=1 and MTHDEALR=1,3,5)	26	0.05
	2 = No (CPNMTHMN=1 and MTHDEALR=6)	64	0.12
	3 = No Past Month Use (CPNMTHMN=0)	55156	99.80
MTHINET2	Len : 1 BOUGHT MTH ON THE INTERNET - PST MON		
		Freq	Pct
	. = Unknown Src (CPNMTHMN=1 & MTHINET=85,93,94,97,98)	22	0.04
	1 = Yes (CPNMTHMN=1 and MTHINET=1,3,5)	1	0.00
	2 = No (CPNMTHMN=1 and MTHINET=6)	89	0.16
	3 = No Past Month Use (CPNMTHMN=0)	55156	99.80

The following variable, MTHOTHW2, was defined as yes if a respondent reported past month methamphetamine use (CPNMTHMN=1) and that friends/relatives got methamphetamine in "some other way" (MTHOTHWY=1, 3, 5) and their write-in response was classified as a valid other-specify source (MTHOTHWS2=10, 11-38, 71). MTHOTHW2 was defined as no if a respondent reported past month methamphetamine use (CPNMTHMN=1) and either of these situations occurred: (1) friends/relatives did not get methamphetamine in "some other way" (MTHOTHWY=6) or (2) friends/relatives got methamphetamine in "some other way" (MTHFFOTH=1, 3, 5) and their write-in response was classified as an invalid other-specify source (MTHOTHWS2=5-9). MTHOTHW2 was recoded to SAS missing if a respondent indicated past month methamphetamine use (CPNMTHMN=1) and either of these situations occurred: (1) the respondent indicated that during the past 30 days they got methamphetamine in "some other way" (MTHOTHWY=1, 3, 5) and their write-in response was classified as an invalid or unknown source (MTHOTHWS2=70, 72, 73, 74, 85, 94, 97, 98) or (2) a response to getting methamphetamine "some other way" was unknown (MTHOTHWY=85, 93, 94, 97, 98).

MTHOTHW2	Len : 1 GOT MTH IN SOME OTHER WAY - PST MON		
		Freq	Pct
	. = Unknown Source (See comment above)	26	0.05
	1 = Yes (See comment above)	6	0.01
	2 = No (See comment above)	80	0.14
	3 = No Past Month Use (CPNMTHMN=0)	55156	99.80

RECODED PRIOR SUBSTANCE USE

NOTE: The following 5 variables pertain to the source of a respondent's friend or relative's most recent nonmedical use of prescription pain relievers (ANLSRCFR), prescription tranquilizers (TRNSRCFR), prescription stimulants (STMSRCFR), prescription sedatives (SEDSRCFR), and methamphetamine (MTHSRCFR) within the past year.

During the 2013 data processing some errors were detected where not all valid levels of the other-specify variables were considered when distinguishing between an unknown/invalid source and a valid source not from a friend or relative for free. The overall impact of these inconsistencies is anticipated to be small and it is recommended that the SAS missing and level 11 not be used as two distinct levels in analyses. See the 2013 data file codebook documentation for more detailed information.

For each variable, excluding MTHSRCFR, there are 11 mutually exclusive categories; 10 categories for specific sources and one category for those respondents who did not indicate using the drug in the past year (or lifetime). Since methamphetamine is not available by prescription, the first 4 categories are not applicable thus there are only 7 mutually exclusive categories for MTHSRCFR; 6 sources and one level for non past year users. The categories for the specific sources take into account responses from past month users who indicated a single source during the past 30 days, past month users who indicated their most recent source after indicating multiple sources during the past 30 days, and past year users who indicated their most recent source of drug use.

Questions related to source of stimulant use pertain only to prescription stimulants and are not asked of respondents who were users of only methamphetamine, thus those respondents who indicated non-prescription stimulant use only (STMGTLA2=99) were classified as having "No Lifetime or Past Year Rx Use" (STMSRCFR=11).

Based on the following conditions, a respondent was classified in one of the following 12 categories for the source of most recent prescription drug use in the past year for the variables, ANLSRCFR, TRNSRCFR, STMSRCFR, and SEDSRCFR:

1. Got From One Doctor ((XXXGTLA2=5 and XXXFFLAS=1, 11) or (XXXGTLA2=89, 99, 15 and XXXFRFRE=1, 3, 5 and only XXXFF1DR=1, 3, 5))
2. Got From More Than One Doctor ((XXXGTLA2=5 and XXXFFLAS=2, 12) or (XXXGTLA2=89, 99, 15 and XXXFRFRE=1, 3, 5 and only XXXFFDRS=1, 3, 5))
3. Wrote Fake Prescription ((XXXGTLA2=5 and XXXFFLAS=3, 13) or (XXXGTLA2=89,99,15 and XXXFRFRE=1, 3, 5 and only XXXFFAKE=1, 3, 5))
4. Stole from Dr Office, Clinic, Hospital, or Pharmacy ((XXXGTLA2=5 and XXXFFLAS=4,14) or (XXXGTLA2=89, 99, 15 and XXXFRFRE=1, 3, 5 and only XXXFFSTL=1, 3, 5))
5. Got From Friend or Relative for Free ((XXXGTLA2=5 and XXXFFLAS=5, 15) or (XXXGTLA2=89, 99, 15 and XXXFRFRE=1, 3, 5 and only XXXFFREE=1, 3, 5))
6. Bought from Friend or Relative ((XXXGTLA2=5 and XXXFFLAS=6, 16) or (XXXGTLA2=89, 99, 15 and XXXFRFRE=1, 3, 5 and only XXXFFBOT=1, 3, 5))
7. Took from Friend or Relative without Asking ((XXXGTLA2=5 and XXXFFLAS=7, 17) or (XXXGTLA2=89, 99, 15 and XXXFRFRE=1, 3, 5 and only XXXFFTAK=1, 3, 5))
8. Bought from Drug Dealer or Other Stranger ((XXXGTLA2=5 and XXXFFLAS=8, 18) or (XXXGTLA2=89, 99, 15 and XXXFRFRE=1, 3, 5 and only XXXFFDLR=1, 3, 5))
9. Bought on the Internet ((XXXGTLA2=5 and XXXFFLAS=9, 19) or (XXXGTLA2=89, 99, 15 and XXXFRFRE=1, 3, 5 and only XXXFFNET=1, 3, 5))
10. Got Some Other Way ((XXXGTLA2=5 and XXXFFLAS=10 and XXXFFLSP=valid "other" response, levels 11-38, 71) or (XXXGTLA2=89, 99, 15 and XXXFRFRE=1, 3, 5 and XXXFFOTH=1, 3, 5 and XXXFFOSP=valid "other" response, levels 11-38, 71))
11. No Past Year Use or Valid Source of Most Recent Use Not From Friend or Relative for Free ((XXXGTLA2=1-4, 6-14, 16-19) or (XXXFFLAS=81, 89, 91, 93, 99 and XXXFFLSP=81, 89, 91, 93, 99 and XXXFRFRE=6, 81, 89, 83, 91, 93, 99))

(SAS Missing) Unknown/Invalid Source ((XXXGTLA2=5, 15, 89, 99 and XXXFRFRE=1, 3, 5 and (XXXFF1DR through XXXFFOTH=94, 97, 98 or multiple responses)) or [XXXGTLA2=85, 94, 97, 98] or [XXXGTLA2=10 and XXXGTOS2=85, 94, 97, 98] or [XXXGTLA2=15 and (XXXFF1DR=93 or XXXFFDRS=93 or XXXFFAKE=93 or XXXFFSTL=93 or XXXFFREE=93 or XXXFFBOT=93 or XXXFFTAK=93 or XXXFFDLR=93 or XXXFFNET=93)] or [XXXGTLA2=5 and XXXFFLAS=85, 94, 97, 98] or [XXXGTLA2=5 and XXXFFLAS=10 and XXXFFLSP=70, 72-75, 85, 94, 97, 98] or [XXXGTLA2=89, 99, 15 and XXXFRFRE=1, 3, 5 and XXXFFOTH=1, 3, 5 and XXXFFOSP=70, 72-75, 85, 94, 97, 98])

ANLSRCFR Len : 2 SOURCE OF FRIEND OR RELATIVE'S PAIN RELIEVERS

	Freq	Pct
. = Unknown/Invalid Source	834	1.51
1 = Got From One Doctor	1144	2.07
2 = Got From More Than One Doctor	69	0.12
3 = Wrote Fake Prescription	1	0.00
4 = Stole from Dr Office, Clinic, Hospital, or Pharmacy	8	0.01
5 = Got From Friend or Relative for Free	104	0.19
6 = Bought from Friend or Relative	99	0.18
7 = Took from Friend or Relative without Asking	35	0.06
8 = Bought from Drug Dealer or Other Stranger	32	0.06
9 = Bought on the Internet	2	0.00
10 = Got Some Other Way	26	0.05
11 = No Lifetime or Past Year Use	52914	95.74

RECODED PRIOR SUBSTANCE USE

TRNSRCFR

Len : 2 SOURCE OF FRIEND OR RELATIVE'S TRANQUILIZERS

	Freq	Pct
. = Unknown/Invalid Source	372	0.67
1 = Got From One Doctor	529	0.96
2 = Got From More Than One Doctor	20	0.04
4 = Stole from Dr Office, Clinic, Hospital,or Pharmacy	6	0.01
5 = Got From Friend or Relative for Free	73	0.13
6 = Bought from Friend or Relative	40	0.07
7 = Took from Friend or Relative without Asking.....	20	0.04
8 = Bought from Drug Dealer or Other Stranger.....	23	0.04
10 = Got Some Other Way.....	11	0.02
11 = No Lifetime or Past Year Use.....	54174	98.02

STMSRCFR

Len : 2 SOURCE OF FRIEND OR RELATIVE'S STIMULANTS

	Freq	Pct
. = Unknown/Invalid Source	239	0.43
1 = Got From One Doctor	298	0.54
2 = Got From More Than One Doctor	12	0.02
4 = Stole from Dr Office, Clinic, Hospital,or Pharmacy	1	0.00
5 = Got From Friend or Relative for Free	33	0.06
6 = Bought from Friend or Relative	20	0.04
7 = Took from Friend or Relative without Asking.....	5	0.01
8 = Bought from Drug Dealer or Other Stranger.....	14	0.03
9 = Bought on the Internet	1	0.00
10 = Got Some Other Way.....	5	0.01
11 = No Lifetime or Past Year Use.....	54640	98.86

SEDSRCFR

Len : 2 SOURCE OF FRIEND OR RELATIVE'S SEDATIVES

	Freq	Pct
. = Unknown/Invalid Source	168	0.30
1 = Got From One Doctor	48	0.09
2 = Got From More Than One Doctor	5	0.01
5 = Got From Friend or Relative for Free	8	0.01
6 = Bought from Friend or Relative	1	0.00
7 = Took from Friend or Relative without Asking.....	1	0.00
8 = Bought from Drug Dealer or Other Stranger.....	4	0.01
10 = Got Some Other Way.....	1	0.00
11 = No Lifetime or Past Year Use.....	55032	99.57

RECODED PRIOR SUBSTANCE USE

Due to the outcome of the 2006 Methamphetamine Analysis Study, the variable for a friend or relative's source of methamphetamine for the respondent's most recent methamphetamine use in the past year when they reported they received this most recent drug from a friend or relative for free, MTHSRCFR, was defined by including respondents routed from the core Stimulants module, as well as respondents routed from the noncore Special Drugs module who reported they did not think of methamphetamine as a prescription drug when asked about use in the core Stimulants module.

As described in the comment above ANLSRCFR, during the 2013 data processing some errors were detected. It is recommended that the SAS missing and level 11 not be used as two distinct levels in analyses. See the 2013 data file codebook documentation for more detailed information.

As indicated below, the imputed recency variable, CPNMTHYR, was used in conjunction with the edited source variables to determine a respondent's source for most recently used methamphetamine based on past year use as defined from both the core Stimulants module and legitimate responses from the noncore Special Drugs module, as previously stated. Please see Appendix B.4.8 of the Results from the 2008 NSDUH: National Findings for more information.

5. From Friend or Relative for Free {CPNMTHYR=1 and ([MTHGTLA2=5, 15 and MTHFFLAS=5, 15] or [MTHGTLA2=89, 99 and MTHFRFRE=1, 3, 5 and only MTHFFREE=1, 3, 5] or [MTHGTLA2=89, 99 and MTHFRFRE=1, 3, 5 and MTHFFOTH=1, 3, 5 and MTHFFOSP=5])}
6. Bought from Friend or Relative {CPNMTHYR=1 and ([MTHGTLA2=5, 15 and MTHFFLAS=6, 16] or [MTHGTLA2=89, 99 and MTHFRFRE=1, 3, 5 and only MTHFFBOT=1, 3, 5] or [MTHGTLA2=89, 99 and MTHFRFRE=1, 3, 5 and MTHFFOTH=1, 3, 5 and MTHFFOSP=6])}
7. Took from Friend or Relative without Asking {CPNMTHYR=1 and ([MTHGTLA2=5, 15 and MTHFFLAS=7, 17] or [MTHGTLA2=89, 99 and MTHFRFRE=1, 3, 5 and only MTHFFTAK=1, 3, 5] or [MTHGTLA2=89, 99 and MTHFRFRE=1, 3, 5 and MTHFFOTH=1, 3, 5 and MTHFFOSP=7])}
8. Bought from Drug Dealer or Other Stranger {CPNMTHYR=1 and ([MTHGTLA2=5, 15 and MTHFFLAS=8, 18] or [MTHGTLA2=89, 99 and MTHFRFRE=1, 3, 5 and only MTHFFDLR=1, 3, 5] or [MTHGTLA2=89, 99 and MTHFRFRE=1, 3, 5 and MTHFFOTH=1, 3, 5 and MTHFFOSP=8])}
9. Bought on the Internet {CPNMTHYR=1 and ([MTHGTLA2=5, 15 and MTHFFLAS=9, 19] or [MTHGTLA2=89, 99 and MTHFRFRE=1, 3, 5 and only MTHFFNET=1, 3, 5] or [MTHGTLA2=89, 99 and MTHFRFRE=1, 3, 5 and MTHFFOTH=1, 3, 5 and MTHFFOSP=9])}
10. Some Other Way {CPNMTHYR=1 and ([MTHGTLA2=5, 15 and MTHFFLAS=10 and MTHFFLSP=valid "other" response, levels 11-38, 71] or [MTHGTLA2=89, 99 and MTHFRFRE=1, 3, 5 and MTHFFOTH=1, 3, 5 and MTHFFOSP=valid "other" response, levels 11-38, 71])}
11. No Past Year Use or Valid Source of Most Recent Use Not From Friend or Relative for Free {CPNMTHYR=0 or [MTHGTLA2=6-9, 10, 16-19 and MTHGTOS2 ^=(85, 94, 97)] or [MTHGTLA2=81, 89, 91, 93, 99 and MTHFFLSP=81, 89, 91, 93, 99 and MTHFRFRE=6, 81, 83, 91, 93, 99 and CPNMTHYR ne 1]}

(SAS Missing) Unknown/Invalid Source {CPNMTHYR=1 and [MTHGTLA2=85, 94, 97, 98] or [MTHGTLA2=10 and MTHGTOS2 in(85, 94, 97, 98)] or [MTHGTLA2=15 and (MTHFFREE=93 or MTHFFBOT=93 or MTHFFTAK=93 or MTHFFDLR=93 or MTHFFNET=93)] or [MTHOTHWY=1 and MTHOTHS2 in(85, 94, 97)] and [MTHGTLA2 ^in(5, 15)] or [MTHGTLA2=5, 15 and MTHFFLAS=85, 94, 97, 98] or [MTHGTLA2=5, 15 and MTHFFLAS=10 and MTHFFLSP=70, 72, 73, 74, 75, 85, 94, 97, 98]}

MTHSRCFR	Len : 2	SOURCE OF FRIEND OR RELATIVE'S METHAMPHETAMINES		
			Freq	Pct
	.	= Unknown/Invalid Source	103	0.19
	5	= Got From Friend or Relative for Free	37	0.07
	6	= Bought from Friend or Relative	37	0.07
	7	= Took from Friend or Relative without Asking	1	0.00
	8	= Bought from Drug Dealer or Other Stranger	27	0.05
	10	= Got Some Other Way	7	0.01
	11	= No Lifetime or Past Year Use	55056	99.62

NOTE: The following 46 variables were created to capture all a respondent's friend or relative's reported source of past month prescription drug and methamphetamine (MTH) use. The prescription drugs include pain relievers (ANL), tranquilizers (TRN), stimulants (STM), and sedatives (SED).

NOTE: For the following 40 variables, to produce estimates among adults with past month prescription drug use, the analysis will need to be restricted by the specific past month prescription drug use variable (XXXMON=1).

ANLFF1D2	Len : 1	FRD/REL GOT 1+ RX FOR ANL FRM JUST 1 DR-PST MON		
			Freq	Pct
	.	= Unknown Source (Otherwise)	659	1.19
	1	= Yes (ANLFF1DR=1,3,5)	501	0.91
	2	= No (ANLFF1DR=6)	184	0.33
	3	= Never/No Pst Mon Use (ANLFF1DR=81,89,91,93,99)	53924	97.57

RECODED PRIOR SUBSTANCE USE

ANLFFDS2	Len : 1 FRD/REL GOT RX FOR ANL FROM 2+ DRS-PST MON		
	. = Unknown Source (Otherwise)	Freq	Pct
	1 = Yes (ANLFFDRS=1,3,5)	667	1.21
	2 = No (ANLFFDRS=6)	63	0.11
	3 = Never/No Pst Mon Use (ANLFFDRS=81,89,91,93,99)	614	1.11
		53924	97.57
ANLFFAK2	Len : 1 FRD/REL WROTE FAKE RX FOR ANL-PST MON		
	. = Unknown Source (Otherwise)	Freq	Pct
	1 = Yes (ANLFFAKE=1,3,5)	667	1.21
	2 = No (ANLFFAKE=6)	6	0.01
	3 = Never/No Pst Mon Use (ANLFFAKE=81,89,91,93,99)	671	1.21
		53924	97.57
ANLFFST2	Len : 1 FRD/REL STOLE ANL FROM DR/CLIN/HOSP/PHARM-PST MON		
	. = Unknown Source (Otherwise)	Freq	Pct
	1 = Yes (ANLFFSTL=1,3,5)	667	1.21
	2 = No (ANLFFSTL=6)	7	0.01
	3 = Never/No Pst Mon Use (ANLFFSTL=81,89,91,93,99)	670	1.21
		53924	97.57
ANLFFRE2	Len : 1 FRD/REL GOT ANL FROM A FRND/REL FOR FREE-PST MON		
	. = Unknown Source (Otherwise)	Freq	Pct
	1 = Yes (ANLFFREE=1,3,5)	664	1.20
	2 = No (ANLFFREE=6)	101	0.18
	3 = Never/No Pst Mon Use (ANLFFREE=81,89,91,93,99)	579	1.05
		53924	97.57
ANLFFBY2	Len : 1 FRD/REL BOUGHT ANL FROM A FRND OR REL-PST MON		
	. = Unknown Source (Otherwise)	Freq	Pct
	1 = Yes (ANLFFBOT=1,3,5)	666	1.21
	2 = No (ANLFFBOT=6)	112	0.20
	3 = Never/No Pst Mon Use (ANLFFBOT=81,89,91,93,99)	566	1.02
		53924	97.57
ANLFFTK2	Len : 1 FRD/REL TOOK ANL FROM A FRND/REL WOUT ASK-PST MON		
	. = Unknown Source (Otherwise)	Freq	Pct
	1 = Yes (ANLFFTAK=1,3,5)	667	1.21
	2 = No (ANLFFTAK=6)	42	0.08
	3 = Never/No Pst Mon Use (ANLFFTAK=81,89,91,93,99)	635	1.15
		53924	97.57
ANLFFDL2	Len : 1 FRD/REL BGHT ANL FRM DRG DEALR/OTH STRNGR-PST MON		
	. = Unknown Source (Otherwise)	Freq	Pct
	1 = Yes (ANLFFDLR=1,3,5)	666	1.21
	2 = No (ANLFFDLR=6)	63	0.11
	3 = Never/No Pst Mon Use (ANLFFDLR=81,89,91,93,99)	615	1.11
		53924	97.57
ANLFFNT2	Len : 1 FRD/REL BOUGHT ANL ON THE INTERNET-PST MON		
	. = Unknown Source (Otherwise)	Freq	Pct
	1 = Yes (ANLFFNET=1,3,5)	667	1.21
	2 = No (ANLFFNET=6)	5	0.01
	3 = Never/No Pst Mon Use (ANLFFNET=81,89,91,93,99)	672	1.22
		53924	97.57

RECODED PRIOR SUBSTANCE USE

The following variable, ANLFFOT2, was recoded to SAS missing if either of these situations occurred: (1) a respondent indicated that during the past 30 days that friends/relatives got prescription pain relievers in "some other way" (ANLFFOTH=1, 3, 5) and their write-in response was classified as an invalid or unknown source (ANLFFOSP=70, 72, 73, 74, 75, 85, 94, 97, 98), or (2) a response to friends/relatives getting the prescription pain relievers "some other way" was unknown (ANLFFOTH=85, 94, 97, 98).

ANLFFOT2	Len : 1 FRD/REL GOT ANL IN SOME OTHER WAY-PST MON		
	. = Unknown Source (See comment above).....	Freq	Pct
	1 = Yes (ANLFFOTH=1,3,5 and ANLFFOSP=11-38,71)	687	1.24
	2 = No (ANLFFOTH=6 or [ANLFFOTH=1,3,5 & ANLFFOSP=1-9])	28	0.05
	3 = Never/No Pst Mon Use (ANLFFOTH=81,89,91,93,99).....	629	1.14
		53924	97.57
TRNFF1D2	Len : 1 FRD/REL GOT 1+ RX FOR TRN FRM JUST 1 DR-PST MON		
	. = Unknown Source (Otherwise)	Freq	Pct
	1 = Yes (TRNFF1DR=1,3,5)	253	0.46
	2 = No (TRNFF1DR=6).....	177	0.32
	3 = Never/No Pst Mon Use (TRNFF1DR=81,89,91,93,99).....	75	0.14
		54763	99.09
TRNFFDS2	Len : 1 FRD/REL GOT RX FOR TRN FROM 2+ DRS-PST MON		
	. = Unknown Source (Otherwise)	Freq	Pct
	1 = Yes (TRNFFDRS=1,3,5).....	256	0.46
	2 = No (TRNFFDRS=6).....	11	0.02
	3 = Never/No Pst Mon Use (TRNFFDRS=81,89,91,93,99).....	238	0.43
		54763	99.09
TRNFFAK2	Len : 1 FRD/REL WROTE FAKE RX FOR TRN-PST MON		
	. = Unknown Source (Otherwise)	Freq	Pct
	2 = No (TRNFFAKE=6).....	256	0.46
	3 = Never/No Pst Mon Use (TRNFFAKE=81,89,91,93,99).....	249	0.45
		54763	99.09
TRNFFST2	Len : 1 FRD/REL STOLE TRN FROM DR/CLIN/HOSP/PHARM-PST MON		
	. = Unknown Source (Otherwise)	Freq	Pct
	2 = No (TRNFFSTL=6).....	256	0.46
	3 = Never/No Pst Mon Use (TRNFFSTL=81,89,91,93,99).....	249	0.45
		54763	99.09
TRNFFRE2	Len : 1 FRD/REL GOT TRN FROM A FRND/REL FOR FREE-PST MON		
	. = Unknown Source (Otherwise)	Freq	Pct
	1 = Yes (TRNFFREE=1,3,5)	256	0.46
	2 = No (TRNFFREE=6).....	29	0.05
	3 = Never/No Pst Mon Use (TRNFFREE=81,89,91,93,99).....	220	0.40
		54763	99.09
TRNFFBY2	Len : 1 FRD/REL BOUGHT TRN FROM A FRND OR REL-PST MON		
	. = Unknown Source (Otherwise)	Freq	Pct
	1 = Yes (TRNFFBOT=1,3,5)	256	0.46
	2 = No (TRNFFBOT=6).....	25	0.05
	3 = Never/No Pst Mon Use (TRNFFBOT=81,89,91,93,99).....	224	0.41
		54763	99.09
TRNFFTK2	Len : 1 FRD/REL TOOK TRN FROM A FRND/REL WOUT ASK-PST MON		
	. = Unknown Source (Otherwise)	Freq	Pct
	1 = Yes (TRNFFTK=1,3,5).....	256	0.46
	2 = No (TRNFFTK=6).....	8	0.01
	3 = Never/No Pst Mon Use (TRNFFTK=81,89,91,93,99)	241	0.44
		54763	99.09
TRNFFDL2	Len : 1 FRD/REL BGHT TRN FRM DRG DEALR/OTH STRNGR-PST MON		
	. = Unknown Source (Otherwise)	Freq	Pct
	1 = Yes (TRNFFDLR=1,3,5)	255	0.46
	2 = No (TRNFFDLR=6).....	16	0.03
	3 = Never/No Pst Mon Use (TRNFFDLR=81,89,91,93,99).....	234	0.42
		54763	99.09

RECODED PRIOR SUBSTANCE USE

TRNFFNT2	Len : 1 FRD/REL BOUGHT TRN ON THE INTERNET-PST MON		
		Freq	Pct
	. = Unknown Source (Otherwise)	256	0.46
	2 = No (TRNFFNET=6).....	249	0.45
	3 = Never/No Pst Mon Use (TRNFFNET=81,89,91,93,99)	54763	99.09

The following variable, TRNFFOT2, was recoded to SAS missing if either of these situations occurred: (1) a respondent indicated that during the past 30 days that friends/relatives got prescription tranquilizers in "some other way" (TRNFFOTH=1, 3, 5) and their write-in response was classified as an invalid or unknown source (TRNFFOSP=70, 72, 73, 74, 75, 85, 94, 97, 98), or (2) a response to friends/relatives getting prescription tranquilizers "some other way" was unknown (TRNFFOTH=85, 94, 97, 98).

TRNFFOT2	Len : 1 FRD/REL GOT TRN IN SOME OTHER WAY-PST MON		
		Freq	Pct
	. = Unknown/Invalid Source (See comment above).....	264	0.48
	1 = Yes (TRNFFOTH=1,3,5 and TRNFFOSP=11-38,71)	5	0.01
	2 = No (TRNFFOTH=6 or [TRNFFOTH=1,3,5 & TRNFFOSP=1-9])	236	0.43
	3 = Never/No Pst Mon Use (TRNFFOTH=81,89,91,93,99).....	54763	99.09

STMFF1D2	Len : 1 FRD/REL GOT 1+ RX FOR STM FRM JUST 1 DR-PST MON		
		Freq	Pct
	. = Unknown Source (Otherwise)	192	0.35
	1 = Yes (STMFF1DR=1,3,5)	106	0.19
	2 = No (STMFF1DR=6).....	38	0.07
	3 = Never/No Pst Mon/Only MTH(STMFF1DR=81,89,91,93,99)	54932	99.39

STMFFDS2	Len : 1 FRD/REL GOT RX FOR STM FROM 2+ DRS-PST MON		
		Freq	Pct
	. = Unknown Source (Otherwise)	193	0.35
	1 = Yes (STMFFDRS=1,3,5).....	2	0.00
	2 = No (STMFFDRS=6)	141	0.26
	3 = Never/No Pst Mon/Only MTH(STMFFDRS=81,89,91,93,99).....	54932	99.39

STMFFAK2	Len : 1 FRD/REL WROTE FAKE RX FOR STM-PST MON		
		Freq	Pct
	. = Unknown Source (Otherwise)	193	0.35
	2 = No (STMFFAKE=6).....	143	0.26
	3 = Never/No Pst Mon/Only MTH(STMFFAKE=81,89,91,93,99)	54932	99.39

STMFFST2	Len : 1 FRD/REL STOLE STM FROM DR/CLIN/HOSP/PHARM-PST MON		
		Freq	Pct
	. = Unknown Source (Otherwise)	193	0.35
	2 = No (STMFFSTL=6)	143	0.26
	3 = Never/No Pst Mon/Only MTH(STMFFSTL=81,89,91,93,99)	54932	99.39

STMFFRE2	Len : 1 FRD/REL GOT STM FROM A FRND/REL FOR FREE-PST MON		
		Freq	Pct
	. = Unknown Source (Otherwise)	193	0.35
	1 = Yes (STMFFREE=1,3,5)	23	0.04
	2 = No (STMFFREE=6)	120	0.22
	3 = Never/No Pst Mon/Only MTH(STMFFREE=81,89,91,93,99)	54932	99.39

STMFFBY2	Len : 1 FRD/REL BOUGHT STM FROM A FRND OR REL-PST MON		
		Freq	Pct
	. = Unknown Source (Otherwise)	193	0.35
	1 = Yes (STMFFBOT=1,3,5)	15	0.03
	2 = No (STMFFBOT=6)	128	0.23
	3 = Never/No Pst Mon/Only MTH(STMFFBOT=81,89,91,93,99).....	54932	99.39

STMFFTK2	Len : 1 FRD/REL TOOK STM FROM A FRND/REL WOUT ASK-PST MON		
		Freq	Pct
	. = Unknown Source (Otherwise)	193	0.35
	1 = Yes (STMFFTAK=1,3,5)	3	0.01
	2 = No (STMFFTAK=6).....	140	0.25
	3 = Never/No Pst Mon/Only MTH(STMFFTAK=81,89,91,93,99)	54932	99.39

RECODED PRIOR SUBSTANCE USE

STMFFDL2	Len : 1 FRD/REL BGHT STM FRM DRG DEALR/OTH STRNGR-PST MON		
	. = Unknown Source (Otherwise)	Freq	Pct
	1 = Yes (STMFFDLR=1,3,5)	193	0.35
	2 = No (STMFFDLR=6).....	9	0.02
	3 = Never/No Pst Mon/Only MTH(STMFFDLR=81,89,91,93,99)	134	0.24
		54932	99.39

STMFFNT2	Len : 1 FRD/REL BOUGHT STM ON THE INTERNET-PST MON		
	. = Unknown Source (Otherwise)	Freq	Pct
	1 = Yes (STMFFNET=1,3,5)	193	0.35
	2 = No (STMFFNET=6).....	1	0.00
	3 = Never/No Pst Mon/Only MTH(STMFFNET=81,89,91,93,99)	142	0.26
		54932	99.39

The following variable, STMFFOT2, was recoded to SAS missing if either of these situations occurred: (1) a respondent indicated that during the past 30 days that friends/relatives got prescription stimulants in "some other way" (STMFFOTH=1, 3, 5) and their write-in response was classified as an invalid or unknown source (STMFFOSP=70, 72, 73, 74, 75, 85, 94, 97, 98), or (2) a response to friends/relatives getting prescription stimulants "some other way" was unknown (STMFFOTH=85, 94, 97, 98).

STMFFOT2	Len : 1 FRD/REL GOT STM IN SOME OTHER WAY-PST MON		
	. = Unknown/Invalid Source (See comment above).....	Freq	Pct
	1 = Yes (STMFFOTH=1,3,5 and STMFFOSP=11-38,71)	196	0.35
	2 = No (STMFFOTH=6 or [STMFFOTH=1,3,5 & STMFFOSP=1-9]).....	4	0.01
	3 = Never/No Pst Mon/Only MTH(STMFFOTH=81,89,91,93,99).....	136	0.25
		54932	99.39

SEDFD1D2	Len : 1 FRD/REL GOT 1+ RX FOR SED FRM JUST 1 DR-PST MON		
	. = Unknown Source (Otherwise)	Freq	Pct
	1 = Yes (SEDFD1DR=1,3,5)	156	0.28
	2 = No (SEDFD1DR=6).....	17	0.03
	3 = Never/No Pst Mon Use (SEDFD1DR=81,89,91,93,99)	10	0.02
		55085	99.67

SEDFDSD2	Len : 1 FRD/REL GOT RX FOR SED FROM 2+ DRS-PST MON		
	. = Unknown Source (Otherwise)	Freq	Pct
	1 = Yes (SEDFDSDS=1,3,5)	157	0.28
	2 = No (SEDFDSDS=6)	5	0.01
	3 = Never/No Pst Mon Use (SEDFDSDS=81,89,91,93,99).....	21	0.04
		55085	99.67

SEDFFAK2	Len : 1 FRD/REL WROTE FAKE RX FOR SED-PST MON		
	. = Unknown Source (Otherwise)	Freq	Pct
	1 = Yes (SEDFFAKE=1,3,5)	157	0.28
	2 = No (SEDFFAKE=6).....	1	0.00
	3 = Never/No Pst Mon Use (SEDFFAKE=81,89,91,93,99).....	25	0.05
		55085	99.67

SEDFFST2	Len : 1 FRD/REL STOLE SED FROM DR/CLIN/HOSP/PHARM-PST MON		
	. = Unknown Source (Otherwise)	Freq	Pct
	1 = Yes (SEDFFSTL=1,3,5)	157	0.28
	2 = No (SEDFFSTL=6)	1	0.00
	3 = Never/No Pst Mon Use (SEDFFSTL=81,89,91,93,99).....	25	0.05
		55085	99.67

SEDFFREE2	Len : 1 FRD/REL GOT SED FROM A FRND/REL FOR FREE-PST MON		
	. = Unknown Source (Otherwise)	Freq	Pct
	1 = Yes (SEDFFREE=1,3,5)	157	0.28
	2 = No (SEDFFREE=6).....	5	0.01
	3 = Never/No Pst Mon Use (SEDFFREE=81,89,91,93,99).....	21	0.04
		55085	99.67

RECODED PRIOR SUBSTANCE USE

SEDFFBY2	Len : 1 FRD/REL BOUGHT SED FROM A FRND OR REL-PST MON		
	. = Unknown Source (Otherwise)	Freq	Pct
	1 = Yes (SEDFFBOT=1,3,5)	157	0.28
	2 = No (SEDFFBOT=6).....	3	0.01
	3 = Never/No Pst Mon Use (SEDFFBOT=81,89,91,93,99).....	23	0.04
		55085	99.67

SEDFFTK2	Len : 1 FRD/REL TOOK SED FROM A FRND/REL WOUT ASK-PST MON		
	. = Unknown Source (Otherwise)	Freq	Pct
	1 = Yes (SEDFFTAK=1,3,5).....	157	0.28
	2 = No (SEDFFTAK=6).....	2	0.00
	3 = Never/No Pst Mon Use (SEDFFTAK=81,89,91,93,99).....	24	0.04
		55085	99.67

SEDFFDL2	Len : 1 FRD/REL BGHT SED FRM DRG DEALR/OTH STRNGR-PST MON		
	. = Unknown Source (Otherwise)	Freq	Pct
	1 = Yes (SEDFFDLR=1,3,5)	157	0.28
	2 = No (SEDFFDLR=6).....	2	0.00
	3 = Never/No Pst Mon Use (SEDFFDLR=81,89,91,93,99).....	24	0.04
		55085	99.67

SEDFFNT2	Len : 1 FRD/REL BOUGHT SED ON THE INTERNET-PST MON		
	. = Unknown Source (Otherwise)	Freq	Pct
	2 = No (SEDFFNET=6).....	157	0.28
	3 = Never/No Pst Mon Use (SEDFFNET=81,89,91,93,99).....	26	0.05
		55085	99.67

The following variable, SEDFFOT2, was recoded to SAS missing if either of these situations occurred: (1) a respondent indicated that during the past 30 days that friends/relatives got prescription sedatives in "some other way" (SEDFFOTH=1, 3, 5) and their write-in response was classified as an invalid or unknown source (SEDFFOSP=70, 72, 73, 74, 75, 85, 94, 97, 98), or (2) a response to friends/relatives getting prescription sedatives "some other way" was unknown (SEDFFOTH=85, 94, 97, 98).

SEDFFOT2	Len : 1 FRD/REL GOT SED IN SOME OTHER WAY-PST MON		
	. = Unknown Source (See comment above).....	Freq	Pct
	1 = Yes (SEDFFOTH=1,3,5 and SEDFFOSP=11-38,71)	157	0.28
	2 = No (SEDFFOTH=6 or [SEDFFOTH=1,3,5 & SEDFFOSP=1-9])	1	0.00
	3 = Never/No Pst Mon Use (SEDFFOTH=81,89,91,93,99).....	25	0.05
		55085	99.67

MTHFFRE2	Len : 1 FRD/REL GOT MTH FROM A FRND/REL FOR FREE-PST MON		
	. = Unknwn Src (CPNMTHMN=1&MTHFFREE=85,93,94,97,98,99).....	Freq	Pct
	1 = Yes (CPNMTHMN=1 and MTHFFREE=1,3,5).....	69	0.12
	2 = No (CPNMTHMN=1 and MTHFFREE=6).....	18	0.03
	3 = No Past Month Use (CPNMTHMN=0).....	25	0.05
		55156	99.80

MTHFFBY2	Len : 1 FRD/REL BOUGHT MTH FROM A FRND/REL-PAST MONTH		
	. = Unknwn Src (CPNMTHMN=1&MTHFFBOT=85,93,94,97,98,99).....	Freq	Pct
	1 = Yes (CPNMTHMN=1 and MTHFFBOT=1,3,5).....	69	0.12
	2 = No (CPNMTHMN=1 and MTHFFBOT=6).....	18	0.03
	3 = No Past Month Use (CPNMTHMN=0).....	25	0.05
		55156	99.80

MTHFFTK2	Len : 1 FRD/REL TOOK MTH FRM A FRND/REL WOUT ASK-PST MON		
	. = Unknwn Src (CPNMTHMN=1&MTHFFTAK=85,93,94,97,98,99).....	Freq	Pct
	1 = Yes (CPNMTHMN=1 and MTHFFTAK=1,3,5).....	69	0.12
	2 = No (CPNMTHMN=1 and MTHFFTAK=6).....	3	0.01
	3 = No Past Month Use (CPNMTHMN=0).....	40	0.07
		55156	99.80

RECODED PRIOR SUBSTANCE USE

MTHFFDL2 Len : 1 FRD/REL BGHT MTH FRM DRG DEALR/OTH STRNGR-PST MON

	Freq	Pct
. = Unknwn Src (CPNMTHMN=1&MTHFFDLR=85,93,94,97,98,99).....	69	0.12
1 = Yes (CPNMTHMN=1 and MTHFFDLR=1,3,5).....	13	0.02
2 = No (CPNMTHMN=1 and MTHFFDLR=6).....	30	0.05
3 = No Past Month Use (CPNMTHMN=0).....	55156	99.80

MTHFFNT2 Len : 1 FRD/REL BOUGHT MTH ON THE INTERNET-PAST MONTH

	Freq	Pct
. = Unknwn Src (CPNMTHMN=1&MTHFFNET=85,93,94,97,98,99).....	69	0.12
1 = Yes (CPNMTHMN=1 and MTHFFNET=1,5).....	1	0.00
2 = No (CPNMTHMN=1 and MTHFFNET=6).....	42	0.08
3 = No Past Month Use (CPNMTHMN=0).....	55156	99.80

The following variable, MTHFFOT2, was defined as yes if a respondent reported past month methamphetamine use (CPNMTHMN=1) and that friends/relatives got methamphetamine in "some other way" (MTHFFOTH=1, 3, 5) and their write-in response was classified as a valid other-specify source (MTHFFOSP=11-38, 71). MTHFFOT2 was defined as no if a respondent reported past month methamphetamine use (CPNMTHMN=1) and either of these situations occurred: (1) that friends/relatives did not get methamphetamine in "some other way" (MTHFFOTH=6) or (2) that friends/relatives got methamphetamine in "some other way" (MTHFFOTH=1, 3, 5) and their write-in response was classified as an invalid other-specify source (MTHFFOSP=5-9). MTHFFOT2 was recoded to SAS missing if a respondent indicated past month methamphetamine use (CPNMTHMN=1) and either of these situations occurred: (1) the respondent indicated that during the past 30 days they got methamphetamine in "some other way" (MTHFFOTH=1, 3, 5) and their write-in response was classified as an invalid or unknown source (MTHFFOSP=70, 72, 73, 74, 85, 94, 97, 98), or (2) a response to friends/relatives getting methamphetamine in "some other way" was unknown (MTHFFOTH=85, 93, 94, 97, 98, 99).

MTHFFOT2 Len : 1 FRD/REL GOT MTH IN SOME OTHER WAY-PAST MONTH

	Freq	Pct
. = Unknown Source (See comment above).....	69	0.12
1 = Yes (See comment above).....	8	0.01
2 = No (See comment above).....	35	0.06
3 = No Past Month Use (CPNMTHMN=0).....	55156	99.80

SUBSTANCE TREATMENT

SUBSTANCE TREATMENT

The values in the section may be inconsistent with values from the core section(s). Items in this section were edited when respondents legitimately skipped out of these items based on prior answers in the core section(s). Otherwise, non-core items generally were not edited to make them consistent with core items, and core items were not edited to make them consistent with non-core items. This note applies to variables in this section marked by a¹.

NOTE: Respondents were not asked questions in the SUBSTANCE TREATMENT module if they did not report lifetime use of alcohol, marijuana, cocaine, heroin, hallucinogens, inhalants, methamphetamine, or lifetime use of prescription psychotherapeutics (pain relievers, tranquilizers, stimulants, or sedatives) for nonmedical reasons. Codes of 81 or 91 in the edited SUBSTANCE TREATMENT variables indicate that the questions did not apply because respondents were nonusers of all of these substances.

These next questions deal with treatment for alcohol and drug problems, not including cigarettes. Please report treatment or counseling designed to help you reduce or stop your alcohol or drug use. Please include detoxification and any other treatment for medical problems associated with your alcohol or drug use.

Have you ever received treatment or counseling for your use of alcohol or any drug, not counting cigarettes?

TXEVER¹	Len : 2	EVER RECEIVED ALCOHOL OR DRUG TREATMENT		
			Freq	Pct
		1 = Yes	2917	5.28
		2 = No.....	37404	67.68
		81 = NEVER USED ALCOHOL OR DRUGS Logically assigned	31	0.06
		85 = BAD DATA Logically assigned.....	2	0.00
		91 = NEVER USED ALCOHOL OR DRUGS.....	14504	26.24
		94 = DON'T KNOW.....	27	0.05
		97 = REFUSED	64	0.12
		98 = BLANK (NO ANSWER).....	319	0.58

During the past 12 months, that is since [DATEFILL] have you received treatment or counseling for your use of alcohol or any drug, not counting cigarettes?

TXYREVER¹	Len : 2	EVER RECEIVED ALCOHOL OR DRUG TRMT PAST 12 MOS		
			Freq	Pct
		1 = Yes	948	1.72
		2 = No.....	1852	3.35
		3 = Yes LOGICALLY ASSIGNED	110	0.20
		4 = No LOGICALLY ASSIGNED	4	0.01
		81 = NEVER USED ALCOHOL OR DRUGS Logically assigned	31	0.06
		91 = NEVER USED ALCOHOL OR DRUGS.....	14504	26.24
		94 = DON'T KNOW.....	1	0.00
		97 = REFUSED	66	0.12
		98 = BLANK (NO ANSWER).....	348	0.63
		99 = LEGITIMATE SKIP (TXEVER=2).....	37404	67.68

During the past 12 months when you received treatment, was the treatment for alcohol use only, drug use only, or both alcohol and drug use?

TXYRADG¹	Len : 2	TRMT FOR ALC, DRUG OR BOTH PAST 12 MONTHS		
			Freq	Pct
		1 = Alcohol use only.....	274	0.50
		2 = Drug use only	307	0.56
		3 = Both alcohol and drug use	291	0.53
		4 = Alcohol (drug trmt unknown) LOGICALLY ASSIGNED.....	3	0.01
		5 = Drugs (alcohol trmt unknown) LOGICALLY ASSIGNED.....	2	0.00
		11 = Alcohol only (but last trmt for drugs reported).....	32	0.06
		12 = Drugs only (but last trmt for alc reported)	30	0.05
		81 = NEVER USED ALCOHOL OR DRUGS Logically assigned	31	0.06
		85 = BAD DATA Logically assigned.....	3	0.01
		91 = NEVER USED ALCOHOL OR DRUGS.....	14504	26.24
		94 = DON'T KNOW.....	1	0.00
		97 = REFUSED	72	0.13
		98 = BLANK (NO ANSWER).....	458	0.83
		99 = LEGITIMATE SKIP	39260	71.04

SUBSTANCE TREATMENT

During the past 12 months, have you received treatment for your [TXFILL1] in a hospital overnight as an inpatient?

TXYRHOSP¹	Len : 2 RCVD TXFILL1 TRMT IN HOSP/OVERNIGHT PST 12 MOS		
		Freq	Pct
	1 = Yes	164	0.30
	2 = No.....	764	1.38
	5 = Yes LOGICALLY ASSIGNED (from TXLTVMN2)	12	0.02
	81 = NEVER USED ALCOHOL OR DRUGS Logically assigned	31	0.06
	85 = BAD DATA Logically assigned.....	5	0.01
	91 = NEVER USED ALCOHOL OR DRUGS.....	14504	26.24
	94 = DON'T KNOW.....	1	0.00
	97 = REFUSED	68	0.12
	98 = BLANK (NO ANSWER).....	459	0.83
	99 = LEGITIMATE SKIP	39260	71.04

Was the treatment you received in a hospital overnight as an inpatient for your alcohol use, your drug use, or both?

TXYRHPAD¹	Len : 2 HOSP/OVERNIGHT TRMT FOR ALC, DRUGS, OR BOTH		
		Freq	Pct
	1 = Alcohol use.....	4	0.01
	2 = Drug use.....	8	0.01
	3 = Both alcohol and drug use	42	0.08
	81 = NEVER USED ALCOHOL OR DRUGS Logically assigned	31	0.06
	91 = NEVER USED ALCOHOL OR DRUGS.....	14504	26.24
	94 = DON'T KNOW.....	1	0.00
	97 = REFUSED	66	0.12
	98 = BLANK (NO ANSWER).....	485	0.88
	99 = LEGITIMATE SKIP	40127	72.60

During the past 12 months, have you received treatment for your [TXFILL1] in a residential drug or alcohol rehabilitation facility where you stayed overnight?

TXYRRFIN¹	Len : 2 RCVD TXFILL1 TRMT REHAB CENTR/OVERNIGHT PST 12 MO		
		Freq	Pct
	1 = Yes	224	0.41
	2 = No.....	679	1.23
	3 = Yes LOGICALLY ASSIGNED	1	0.00
	5 = Yes LOGICALLY ASSIGNED (from TXLTVMN2)	33	0.06
	81 = NEVER USED ALCOHOL OR DRUGS Logically assigned	31	0.06
	85 = BAD DATA Logically assigned.....	6	0.01
	91 = NEVER USED ALCOHOL OR DRUGS.....	14504	26.24
	94 = DON'T KNOW.....	1	0.00
	97 = REFUSED	70	0.13
	98 = BLANK (NO ANSWER).....	459	0.83
	99 = LEGITIMATE SKIP	39260	71.04

Was the treatment you received in a residential drug or alcohol rehabilitation facility where you stayed overnight for your alcohol use, your drug use, or both?

TXYRINAD¹	Len : 2 RES ALC/DRG REH TRMT FOR ALC, DRUGS, OR BOTH		
		Freq	Pct
	1 = Alcohol use.....	3	0.01
	2 = Drug use.....	6	0.01
	3 = Both alcohol and drug use	74	0.13
	81 = NEVER USED ALCOHOL OR DRUGS Logically assigned	31	0.06
	91 = NEVER USED ALCOHOL OR DRUGS.....	14504	26.24
	97 = REFUSED	66	0.12
	98 = BLANK (NO ANSWER).....	508	0.92
	99 = LEGITIMATE SKIP	40076	72.51

SUBSTANCE TREATMENT

During the past 12 months, have you received treatment for your [TXFILL1] in a drug or alcohol rehabilitation facility as an outpatient?

TXYRRFOP¹	Len : 2 RCVD TXFILL1 TRMT REHAB CENTR/OUTPT PST 12 MOS		
		Freq	Pct
	1 = Yes	373	0.67
	2 = No.....	512	0.93
	5 = Yes LOGICALLY ASSIGNED (from TXLTYMN2)	47	0.09
	81 = NEVER USED ALCOHOL OR DRUGS Logically assigned	31	0.06
	85 = BAD DATA Logically assigned.....	7	0.01
	91 = NEVER USED ALCOHOL OR DRUGS.....	14504	26.24
	94 = DON'T KNOW.....	2	0.00
	97 = REFUSED	73	0.13
	98 = BLANK (NO ANSWER).....	459	0.83
	99 = LEGITIMATE SKIP	39260	71.04

Was the treatment you received in a drug or alcohol rehabilitation facility as an outpatient for your alcohol use, your drug use, or both?

TXYRPOAD¹	Len : 2 OUTPATIENT TRMT FOR ALC, DRUGS, OR BOTH		
		Freq	Pct
	1 = Alcohol use.....	2	0.00
	2 = Drug use.....	17	0.03
	3 = Both alcohol and drug use	106	0.19
	81 = NEVER USED ALCOHOL OR DRUGS Logically assigned	31	0.06
	91 = NEVER USED ALCOHOL OR DRUGS.....	14504	26.24
	97 = REFUSED	66	0.12
	98 = BLANK (NO ANSWER).....	514	0.93
	99 = LEGITIMATE SKIP	40028	72.43

During the past 12 months, have you received treatment for your [TXFILL1] in a mental health center or facility as an outpatient?

TXYRMHC¹	Len : 2 RCVD TXFILL1 TRMT MNT HEALTH CNTR/OUTPT PST 12 MO		
		Freq	Pct
	1 = Yes	232	0.42
	2 = No.....	666	1.21
	5 = Yes LOGICALLY ASSIGNED (from TXLTYMN2)	37	0.07
	81 = NEVER USED ALCOHOL OR DRUGS Logically assigned	31	0.06
	85 = BAD DATA Logically assigned.....	7	0.01
	91 = NEVER USED ALCOHOL OR DRUGS.....	14504	26.24
	94 = DON'T KNOW.....	2	0.00
	97 = REFUSED	71	0.13
	98 = BLANK (NO ANSWER).....	458	0.83
	99 = LEGITIMATE SKIP	39260	71.04

Was the treatment you received in a mental health center or facility as an outpatient for your alcohol use, your drug use, or both?

TXYRMHAD¹	Len : 2 MNT HEALTH CNTR TRMT FOR ALC, DRUGS, OR BOTH		
		Freq	Pct
	1 = Alcohol use.....	8	0.01
	2 = Drug use.....	8	0.01
	3 = Both alcohol and drug use	65	0.12
	81 = NEVER USED ALCOHOL OR DRUGS Logically assigned	31	0.06
	91 = NEVER USED ALCOHOL OR DRUGS.....	14504	26.24
	97 = REFUSED	66	0.12
	98 = BLANK (NO ANSWER).....	496	0.90
	99 = LEGITIMATE SKIP	40090	72.54

SUBSTANCE TREATMENT

During the past 12 months, have you received treatment for your [TXFILL1] in an emergency room?

TXYRTXER¹	Len : 2 RCVD TXFILL1 TRMT IN EMERGENCY ROOM PAST 12 MOS		
		Freq	Pct
	1 = Yes	110	0.20
	2 = No	807	1.46
	3 = Yes LOGICALLY ASSIGNED	17	0.03
	5 = Yes LOGICALLY ASSIGNED (from TXLTVMN2)	3	0.01
	81 = NEVER USED ALCOHOL OR DRUGS Logically assigned	31	0.06
	85 = BAD DATA Logically assigned	6	0.01
	91 = NEVER USED ALCOHOL OR DRUGS	14504	26.24
	97 = REFUSED	71	0.13
	98 = BLANK (NO ANSWER)	459	0.83
	99 = LEGITIMATE SKIP	39260	71.04

Was the treatment you received in an emergency room for your alcohol use, your drug use, or both?

TXYRERAD¹	Len : 2 EMERGENCY ROOM TRMT FOR ALC, DRUGS, OR BOTH		
		Freq	Pct
	1 = Alcohol use	11	0.02
	2 = Drug use	12	0.02
	3 = Both alcohol and drug use	15	0.03
	81 = NEVER USED ALCOHOL OR DRUGS Logically assigned	31	0.06
	91 = NEVER USED ALCOHOL OR DRUGS	14504	26.24
	97 = REFUSED	67	0.12
	98 = BLANK (NO ANSWER)	488	0.88
	99 = LEGITIMATE SKIP	40140	72.63

During the past 12 months, have you received treatment for your [TXFILL1] in a private doctor's office?

TXYRDOC¹	Len : 2 RCVD TXFILL1 TRMT IN PRIV DR.'S OFFICE PST 12 MOS		
		Freq	Pct
	1 = Yes	155	0.28
	2 = No	773	1.40
	5 = Yes LOGICALLY ASSIGNED (from TXLTVMN2)	10	0.02
	81 = NEVER USED ALCOHOL OR DRUGS Logically assigned	31	0.06
	85 = BAD DATA Logically assigned	7	0.01
	91 = NEVER USED ALCOHOL OR DRUGS	14504	26.24
	97 = REFUSED	69	0.12
	98 = BLANK (NO ANSWER)	459	0.83
	99 = LEGITIMATE SKIP	39260	71.04

Was the treatment you received in a private doctor's office for your alcohol use, your drug use, or both?

TXYRDCAD¹	Len : 2 PRIV DR.'S OFFICE TRMT FOR ALC, DRUGS, OR BOTH		
		Freq	Pct
	1 = Alcohol use	1	0.00
	2 = Drug use	5	0.01
	3 = Both alcohol and drug use	28	0.05
	81 = NEVER USED ALCOHOL OR DRUGS Logically assigned	31	0.06
	91 = NEVER USED ALCOHOL OR DRUGS	14504	26.24
	97 = REFUSED	66	0.12
	98 = BLANK (NO ANSWER)	479	0.87
	99 = LEGITIMATE SKIP	40154	72.65

During the past 12 months, have you received treatment for your [TXFILL1] in a prison or jail?

TXYRJAIL¹	Len : 2 RCVD TXFILL1 TRMT IN PRISON/JAIL PAST 12 MONTHS		
		Freq	Pct
	1 = Yes	103	0.19
	2 = No	827	1.50
	3 = Yes LOGICALLY ASSIGNED	1	0.00
	5 = Yes LOGICALLY ASSIGNED (from TXLTVMN2)	8	0.01
	81 = NEVER USED ALCOHOL OR DRUGS Logically assigned	31	0.06
	85 = BAD DATA Logically assigned	7	0.01
	91 = NEVER USED ALCOHOL OR DRUGS	14504	26.24
	97 = REFUSED	68	0.12
	98 = BLANK (NO ANSWER)	459	0.83
	99 = LEGITIMATE SKIP	39260	71.04

SUBSTANCE TREATMENT

Was the treatment you received in a prison or jail for your alcohol use, your drug use, or both?

TXYRJLAD¹	Len : 2 PRISON/JAIL TRMT FOR ALC, DRUGS, OR BOTH	Freq	Pct
	1 = Alcohol use.....	4	0.01
	2 = Drug use.....	7	0.01
	3 = Both alcohol and drug use.....	33	0.06
	81 = NEVER USED ALCOHOL OR DRUGS Logically assigned.....	31	0.06
	91 = NEVER USED ALCOHOL OR DRUGS.....	14504	26.24
	97 = REFUSED.....	66	0.12
	98 = BLANK (NO ANSWER).....	487	0.88
	99 = LEGITIMATE SKIP.....	40136	72.62

During the past 12 months, have you received treatment for your [TXFILL1] in a self-help group such as Alcoholics Anonymous or Narcotics Anonymous?

TXYRSHG¹	Len : 2 RCVD TXFILL1 TRMT IN SELF-HELP GROUP PAST 12 MOS	Freq	Pct
	1 = Yes.....	478	0.86
	2 = No.....	420	0.76
	3 = Yes LOGICALLY ASSIGNED.....	2	0.00
	5 = Yes LOGICALLY ASSIGNED (from TXLTVMN2).....	38	0.07
	81 = NEVER USED ALCOHOL OR DRUGS Logically assigned.....	31	0.06
	85 = BAD DATA Logically assigned.....	6	0.01
	91 = NEVER USED ALCOHOL OR DRUGS.....	14504	26.24
	94 = DON'T KNOW.....	1	0.00
	97 = REFUSED.....	69	0.12
	98 = BLANK (NO ANSWER).....	459	0.83
	99 = LEGITIMATE SKIP.....	39260	71.04

Was the treatment you received in a self-help group for your alcohol use, your drug use, or both?

TXYRSGAD¹	Len : 2 SELF-HELP GROUP TRMT FOR ALC, DRUGS, OR BOTH	Freq	Pct
	1 = Alcohol use.....	17	0.03
	2 = Drug use.....	16	0.03
	3 = Both alcohol and drug use.....	136	0.25
	81 = NEVER USED ALCOHOL OR DRUGS Logically assigned.....	31	0.06
	91 = NEVER USED ALCOHOL OR DRUGS.....	14504	26.24
	97 = REFUSED.....	66	0.12
	98 = BLANK (NO ANSWER).....	521	0.94
	99 = LEGITIMATE SKIP.....	39977	72.33

During the past 12 months, have you received treatment for your [TXFILL1] in some other place besides these that have been listed?

TXYRSOP¹	Len : 2 RCVD TXFILL1 TRMT IN SOME OTHER PLACE PAST 12 MOS	Freq	Pct
	1 = Yes.....	234	0.42
	2 = No.....	625	1.13
	5 = Yes LOGICALLY ASSIGNED (from TXLTVMN2).....	68	0.12
	7 = Treatment location unknown, LOG ASSN.....	9	0.02
	81 = NEVER USED ALCOHOL OR DRUGS Logically assigned.....	31	0.06
	85 = BAD DATA Logically assigned.....	6	0.01
	91 = NEVER USED ALCOHOL OR DRUGS.....	14504	26.24
	94 = DON'T KNOW.....	1	0.00
	97 = REFUSED.....	71	0.13
	98 = BLANK (NO ANSWER).....	459	0.83
	99 = LEGITIMATE SKIP.....	39260	71.04

SUBSTANCE TREATMENT

TXYROTS2¹

Len : 3 OTHER PLACE RECEIVED TRMT PAST 12 MONTHS

	Freq	Pct
1 = A hospital overnight as an inpatient	1	0.00
2 = A res drug/alcohol rehab facility overnight.....	2	0.00
7 = A prison or jail	3	0.01
8 = Self-help group, Alcoholic/Narcotics Anonymous	5	0.01
9 = Some other place.....	20	0.04
40 = Home, family, friends	21	0.04
41 = School, college	21	0.04
42 = Church/religious/spiritual influence.....	13	0.02
44 = Halfway house/group home	5	0.01
45 = Rehab/intervention fac/prgrm, ptnt status unspcfd	6	0.01
47 = Communt/city/county/state pgm or facil; unspcfd.....	6	0.01
48 = Counselor, therapist, psychologist, psychiatrist.....	32	0.06
49 = Court-mandated/sponsored program	34	0.06
51 = Alcohol/drug class or education, locale unspcfd	8	0.01
53 = Hospital; mental health or patient status unspcfd	5	0.01
55 = Youth-oriented facility/organization/program	3	0.01
56 = Mental hlth ctr/facility/hosp; ptnt status unspcfd	5	0.01
59 = Foster Care, Child & Family Services.....	3	0.01
64 = Methadone clinic/program.....	16	0.03
65 = Name of facility/program given.....	56	0.10
66 = Faith-based formal program/facility	3	0.01
73 = Group counseling/therapy	3	0.01
78 = Outpatient facility; type and reason unspecified	4	0.01
981 = NEVER USED ALCOHOL OR DRUGS Logically assigned	31	0.06
985 = BAD DATA Logically assigned	13	0.02
991 = NEVER USED ALCOHOL OR DRUGS.....	14504	26.24
994 = DON'T KNOW.....	5	0.01
997 = REFUSED	75	0.14
998 = BLANK (NO ANSWER).....	480	0.87
999 = LEGITIMATE SKIP	39885	72.17

Was the treatment you received in this other place for your alcohol use, your drug use, or both?

TXYROTAD¹

Len : 2 OTHER PLACE TRMT FOR ALC, DRUGS, OR BOTH

	Freq	Pct
1 = Alcohol use.....	5	0.01
2 = Drug use.....	7	0.01
3 = Both alcohol and drug use	60	0.11
81 = NEVER USED ALCOHOL OR DRUGS Logically assigned	31	0.06
91 = NEVER USED ALCOHOL OR DRUGS.....	14504	26.24
97 = REFUSED	66	0.12
98 = BLANK (NO ANSWER).....	513	0.93
99 = LEGITIMATE SKIP	40082	72.52

During the past 12 months, that is, since [DATEFILL], did you visit a hospital emergency room to receive treatment for your use of cocaine, heroin, marijuana, PCP, LSD, or Methamphetamine?

TXYRVSER¹

Len : 2 EVER VISIT EMER RM FOR TRMT OF ILL DRUG PST 12 MO

	Freq	Pct
1 = Yes.....	48	0.09
2 = No.....	557	1.01
6 = NEVER USED RELEVANT DRUGS	42	0.08
81 = NEVER USED ALCOHOL OR DRUGS Logically assigned	31	0.06
91 = NEVER USED ALCOHOL OR DRUGS.....	14504	26.24
97 = REFUSED	77	0.14
98 = BLANK (NO ANSWER).....	475	0.86
99 = LEGITIMATE SKIP	39534	71.53

SUBSTANCE TREATMENT

During the past 12 months, how many times did you visit a hospital emergency room to receive treatment for your use of cocaine, heroin, marijuana, PCP, LSD, or Methamphetamine?

TXYRME2¹	Len : 3 # TIMES EMER RM FOR TRMT OF ILL DRUGS PST 12 MOS		
	RANGE = 1 - 21.....	45	0.08
	981 = NEVER USED ALCOHOL OR DRUGS Logically assigned.....	31	0.06
	991 = NEVER USED ALCOHOL OR DRUGS.....	14504	26.24
	994 = DON'T KNOW.....	2	0.00
	997 = REFUSED.....	78	0.14
	998 = BLANK (NO ANSWER).....	475	0.86
	999 = LEGITIMATE SKIP.....	40133	72.62

Are you currently receiving treatment or counseling for your [TXFILL1]?

TXRCVNOW¹	Len : 2 CURRENTLY RECEIVING TRMT/COUNSELING FOR TXFILL1		
	1 = Yes.....	389	0.70
	2 = No.....	552	1.00
	81 = NEVER USED ALCOHOL OR DRUGS Logically assigned.....	31	0.06
	85 = BAD DATA Logically assigned.....	5	0.01
	89 = LEGITIMATE SKIP Logically assigned.....	4	0.01
	91 = NEVER USED ALCOHOL OR DRUGS.....	14504	26.24
	94 = DON'T KNOW.....	1	0.00
	97 = REFUSED.....	70	0.13
	98 = BLANK (NO ANSWER).....	456	0.83
	99 = LEGITIMATE SKIP.....	39256	71.03

NOTE: The variables NDTXNEDR, NDTXALCR, NDTXMJR, NDTXCOCR, NDTXHERR, NDTXHALR, NDTXINHR, NDTXANLR, NDTXTRNR, NDTXSTMR, NDTXSEDR, NDTXSODR, NDTXDG1R, NDTXDG2R, NDTXDG3R, NDTXDG4R, NDTXDG5R, and NDTXEFTR are renamed versions of the following variables from the 1999 survey: NDTXNEED, NDTXALC, NDTXMJ, NDTXCOC, NDTXHER, NDTXHAL, NDTXINH, NDTXANL, NDTXTRAN, NDTXSTIM, NDTXSED, NDTXSOD, NDTXDRG1, NDTXDRG2, NDTXDRG3, NDTXDRG4, NDTXDRG5, and NDTXEFRT. These variables were renamed because changes in the skip logic for 2000 affected whether respondents were asked (or not asked) the questions corresponding to these variables.

During the past 12 months, did you need treatment or counseling for your alcohol or drug use?

NDTXNEDR¹	Len : 2 NEED TRMT FOR USE OF ALCOHOL OR DRUG PAST 12 MOS		
	1 = Yes.....	264	0.48
	2 = No.....	39015	70.59
	11 = Yes (TXYREVER=3).....	28	0.05
	12 = No (TXYREVER=3).....	80	0.14
	81 = NEVER USED ALCOHOL OR DRUGS Logically assigned.....	31	0.06
	85 = BAD DATA Logically assigned.....	2	0.00
	91 = NEVER USED ALCOHOL OR DRUGS.....	14504	26.24
	94 = DON'T KNOW.....	26	0.05
	97 = REFUSED.....	49	0.09
	98 = BLANK (NO ANSWER).....	319	0.58
	99 = LEGITIMATE SKIP.....	950	1.72

During the past 12 months, did you need additional treatment or counseling for your alcohol or drug use?

NDTXMORE¹	Len : 2 NEED ADDL TRMT FOR USE OF ALCOHOL/DRUG PST 12 MOS		
	1 = Yes.....	50	0.09
	2 = No.....	504	0.91
	81 = NEVER USED ALCOHOL OR DRUGS Logically assigned.....	31	0.06
	91 = NEVER USED ALCOHOL OR DRUGS.....	14504	26.24
	97 = REFUSED.....	2	0.00
	98 = BLANK (NO ANSWER).....	528	0.96
	99 = LEGITIMATE SKIP.....	39649	71.74

SUBSTANCE TREATMENT

During the past 12 months, for which of the following drugs did you need additional treatment or counseling?

NDTMRALC¹	Len : 2 NEED ADDL TRMT FOR USE OF ALCOHOL PAST 12 MOS	Freq	Pct
	1 = Response entered	29	0.05
	6 = Response not entered.....	21	0.04
	81 = NEVER USED ALCOHOL OR DRUGS Logically assigned	31	0.06
	91 = NEVER USED ALCOHOL OR DRUGS.....	14504	26.24
	97 = REFUSED	2	0.00
	98 = BLANK (NO ANSWER).....	528	0.96
	99 = LEGITIMATE SKIP	40153	72.65

NDTMRMJ¹	Len : 2 NEED ADDL TRMT FOR USE OF MJ/HASH PAST 12 MOS	Freq	Pct
	1 = Response entered	20	0.04
	6 = Response not entered.....	30	0.05
	81 = NEVER USED ALCOHOL OR DRUGS Logically assigned	31	0.06
	91 = NEVER USED ALCOHOL OR DRUGS.....	14504	26.24
	97 = REFUSED	2	0.00
	98 = BLANK (NO ANSWER).....	528	0.96
	99 = LEGITIMATE SKIP	40153	72.65

NDTMRROC¹	Len : 2 NEED ADDL TRMT FOR USE OF COC/CRACK PAST 12 MOS	Freq	Pct
	1 = Response entered	3	0.01
	6 = Response not entered.....	47	0.09
	81 = NEVER USED ALCOHOL OR DRUGS Logically assigned	31	0.06
	91 = NEVER USED ALCOHOL OR DRUGS.....	14504	26.24
	97 = REFUSED	2	0.00
	98 = BLANK (NO ANSWER).....	528	0.96
	99 = LEGITIMATE SKIP	40153	72.65

NDTMRHER¹	Len : 2 NEED ADDL TRMT FOR USE OF HEROIN PAST 12 MOS	Freq	Pct
	1 = Response entered	4	0.01
	6 = Response not entered.....	46	0.08
	81 = NEVER USED ALCOHOL OR DRUGS Logically assigned	31	0.06
	91 = NEVER USED ALCOHOL OR DRUGS.....	14504	26.24
	97 = REFUSED	2	0.00
	98 = BLANK (NO ANSWER).....	528	0.96
	99 = LEGITIMATE SKIP	40153	72.65

NDTMRHAL¹	Len : 2 NEED ADDL TRMT FOR USE OF HALLUC PAST 12 MOS	Freq	Pct
	1 = Response entered	2	0.00
	6 = Response not entered.....	48	0.09
	81 = NEVER USED ALCOHOL OR DRUGS Logically assigned	31	0.06
	91 = NEVER USED ALCOHOL OR DRUGS.....	14504	26.24
	97 = REFUSED	2	0.00
	98 = BLANK (NO ANSWER).....	528	0.96
	99 = LEGITIMATE SKIP	40153	72.65

NDTMRINH¹	Len : 2 NEED ADDL TRMT FOR USE OF INHALANTS PAST 12 MOS	Freq	Pct
	6 = Response not entered.....	50	0.09
	81 = NEVER USED ALCOHOL OR DRUGS Logically assigned	31	0.06
	91 = NEVER USED ALCOHOL OR DRUGS.....	14504	26.24
	97 = REFUSED	2	0.00
	98 = BLANK (NO ANSWER).....	528	0.96
	99 = LEGITIMATE SKIP	40153	72.65

SUBSTANCE TREATMENT

NDTMRANL¹ Len : 2 NEED ADDL TRMT FOR USE OF PAIN REL PST 12 MOS

	Freq	Pct
1 = Response entered	9	0.02
6 = Response not entered.....	41	0.07
81 = NEVER USED ALCOHOL OR DRUGS Logically assigned	31	0.06
91 = NEVER USED ALCOHOL OR DRUGS.....	14504	26.24
97 = REFUSED	2	0.00
98 = BLANK (NO ANSWER).....	528	0.96
99 = LEGITIMATE SKIP	40153	72.65

NDTMRTRN¹ Len : 2 NEED ADDL TRMT FOR USE OF TRAN PAST 12 MOS

	Freq	Pct
1 = Response entered	5	0.01
6 = Response not entered.....	45	0.08
81 = NEVER USED ALCOHOL OR DRUGS Logically assigned	31	0.06
91 = NEVER USED ALCOHOL OR DRUGS.....	14504	26.24
97 = REFUSED	2	0.00
98 = BLANK (NO ANSWER).....	528	0.96
99 = LEGITIMATE SKIP	40153	72.65

NDTMRSTM¹ Len : 2 NEED ADDL TRMT FOR USE OF STIMULANTS PST 12 MOS

	Freq	Pct
1 = Response entered	4	0.01
6 = Response not entered.....	46	0.08
81 = NEVER USED ALCOHOL OR DRUGS Logically assigned	31	0.06
91 = NEVER USED ALCOHOL OR DRUGS.....	14504	26.24
97 = REFUSED	2	0.00
98 = BLANK (NO ANSWER).....	528	0.96
99 = LEGITIMATE SKIP	40153	72.65

NDTMRSED¹ Len : 2 NEED ADDL TRMT FOR USE OF SEDATIVES PST 12 MOS

	Freq	Pct
1 = Response entered	2	0.00
6 = Response not entered.....	48	0.09
81 = NEVER USED ALCOHOL OR DRUGS Logically assigned	31	0.06
91 = NEVER USED ALCOHOL OR DRUGS.....	14504	26.24
97 = REFUSED	2	0.00
98 = BLANK (NO ANSWER).....	528	0.96
99 = LEGITIMATE SKIP	40153	72.65

NDTMROTH¹ Len : 2 NEED ADDL TRMT FOR USE OF SOME OTH DRG PST 12 MOS

	Freq	Pct
1 = Response entered	5	0.01
6 = Response not entered.....	45	0.08
81 = NEVER USED ALCOHOL OR DRUGS Logically assigned	31	0.06
91 = NEVER USED ALCOHOL OR DRUGS.....	14504	26.24
97 = REFUSED	2	0.00
98 = BLANK (NO ANSWER).....	528	0.96
99 = LEGITIMATE SKIP	40153	72.65

During the past 12 months did you need treatment or counseling for your use of alcohol?

NDTXALCR¹ Len : 2 NEED TRMT FOR USE OF ALCOHOL PAST 12 MONTHS

	Freq	Pct
1 = Yes	133	0.24
2 = No.....	121	0.22
3 = Yes LOGICALLY ASSIGNED	1	0.00
11 = Yes (TXYREVER=3).....	17	0.03
12 = No (TXYREVER=3)	10	0.02
81 = NEVER USED ALCOHOL OR DRUGS Logically assigned	31	0.06
91 = NEVER USED ALCOHOL OR DRUGS.....	14504	26.24
97 = REFUSED	46	0.08
98 = BLANK (NO ANSWER).....	29	0.05
99 = LEGITIMATE SKIP	40376	73.05

SUBSTANCE TREATMENT

During the past 12 months, did you need treatment or counseling for your use of marijuana or hashish?

NDTXMJR¹	Len : 2 NEED TRMT FOR USE OF MARIJUANA/HASHISH PAST 12 MOS	Freq	Pct
	1 = Yes	47	0.09
	2 = No.....	188	0.34
	3 = Yes LOGICALLY ASSIGNED	3	0.01
	11 = Yes (TXYREVER=3).....	7	0.01
	12 = No (TXYREVER=3)	20	0.04
	81 = NEVER USED ALCOHOL OR DRUGS Logically assigned	31	0.06
	91 = NEVER USED ALCOHOL OR DRUGS.....	14504	26.24
	97 = REFUSED	31	0.06
	98 = BLANK (NO ANSWER).....	15	0.03
	99 = LEGITIMATE SKIP	40422	73.14

During the past 12 months, did you need treatment or counseling for your use of cocaine or 'crack'?

NDTXCOCR¹	Len : 2 NEED TRMT FOR USE OF COCAINE/CRACK PAST 12 MONTHS	Freq	Pct
	1 = Yes	22	0.04
	2 = No.....	129	0.23
	11 = Yes (TXYREVER=3).....	4	0.01
	12 = No (TXYREVER=3)	15	0.03
	81 = NEVER USED ALCOHOL OR DRUGS Logically assigned	31	0.06
	91 = NEVER USED ALCOHOL OR DRUGS.....	14504	26.24
	97 = REFUSED	6	0.01
	98 = BLANK (NO ANSWER).....	8	0.01
	99 = LEGITIMATE SKIP	40549	73.37

During the past 12 months, did you need treatment or counseling for your use of heroin?

NDTXHERR¹	Len : 2 NEED TRMT FOR USE OF HEROIN PAST 12 MONTHS	Freq	Pct
	1 = Yes	28	0.05
	2 = No.....	33	0.06
	11 = Yes (TXYREVER=3).....	6	0.01
	12 = No (TXYREVER=3)	4	0.01
	81 = NEVER USED ALCOHOL OR DRUGS Logically assigned	31	0.06
	91 = NEVER USED ALCOHOL OR DRUGS.....	14504	26.24
	97 = REFUSED	3	0.01
	98 = BLANK (NO ANSWER).....	30	0.05
	99 = LEGITIMATE SKIP	40629	73.51

During the past 12 months, did you need treatment or counseling for your use of hallucinogens?

NDTXHALR¹	Len : 2 NEED TRMT FOR USE OF HALLUCINOGENS PAST 12 MONTHS	Freq	Pct
	1 = Yes	11	0.02
	2 = No.....	137	0.25
	11 = Yes (TXYREVER=3).....	2	0.00
	12 = No (TXYREVER=3)	15	0.03
	81 = NEVER USED ALCOHOL OR DRUGS Logically assigned	31	0.06
	91 = NEVER USED ALCOHOL OR DRUGS.....	14504	26.24
	97 = REFUSED	13	0.02
	98 = BLANK (NO ANSWER).....	112	0.20
	99 = LEGITIMATE SKIP	40443	73.18

SUBSTANCE TREATMENT

During the past 12 months, did you need treatment or counseling for your use of inhalants?

NDTXINHR¹	Len : 2	NEED TRMT FOR USE OF INHALANTS PAST 12 MONTHS		
			Freq	Pct
		1 = Yes	5	0.01
		2 = No.....	97	0.18
		3 = Yes LOGICALLY ASSIGNED	1	0.00
		11 = Yes (TXYREVER=3).....	2	0.00
		12 = No (TXYREVER=3)	9	0.02
		81 = NEVER USED ALCOHOL OR DRUGS Logically assigned	31	0.06
		91 = NEVER USED ALCOHOL OR DRUGS.....	14504	26.24
		97 = REFUSED	13	0.02
		98 = BLANK (NO ANSWER).....	67	0.12
		99 = LEGITIMATE SKIP	40539	73.35

During the past 12 months, did you need treatment or counseling for your use of prescription pain relievers?

NDTXANLR¹	Len : 2	NEED TRMT FOR USE OF RX PAIN RELIEVERS PST 12 MOS		
			Freq	Pct
		1 = Yes	47	0.09
		2 = No.....	111	0.20
		3 = Yes LOGICALLY ASSIGNED	3	0.01
		11 = Yes (TXYREVER=3).....	8	0.01
		12 = No (TXYREVER=3)	14	0.03
		81 = NEVER USED ALCOHOL OR DRUGS Logically assigned	31	0.06
		91 = NEVER USED ALCOHOL OR DRUGS.....	14504	26.24
		97 = REFUSED	20	0.04
		98 = BLANK (NO ANSWER).....	139	0.25
		99 = LEGITIMATE SKIP	40391	73.08

During the past 12 months, did you need treatment or counseling for your use of prescription tranquilizers?

NDTXTRNR¹	Len : 2	NEED TRMT FOR USE OF RX TRANQUILIZERS PST 12 MOS		
			Freq	Pct
		1 = Yes	15	0.03
		2 = No.....	121	0.22
		11 = Yes (TXYREVER=3).....	3	0.01
		12 = No (TXYREVER=3)	15	0.03
		81 = NEVER USED ALCOHOL OR DRUGS Logically assigned	31	0.06
		91 = NEVER USED ALCOHOL OR DRUGS.....	14504	26.24
		97 = REFUSED	8	0.01
		98 = BLANK (NO ANSWER).....	59	0.11
		99 = LEGITIMATE SKIP	40512	73.30

During the past 12 months, did you need treatment or counseling for your use of prescription stimulants?

NDTXSTMR¹	Len : 2	NEED TRMT FOR USE OF RX STIMULANTS PST 12 MOS		
			Freq	Pct
		1 = Yes	7	0.01
		2 = No.....	83	0.15
		3 = Yes LOGICALLY ASSIGNED	1	0.00
		11 = Yes (TXYREVER=3).....	4	0.01
		12 = No (TXYREVER=3)	12	0.02
		13 = Yes LOGICALLY ASSIGNED (TXYREVER=3)	1	0.00
		81 = NEVER USED ALCOHOL OR DRUGS Logically assigned	31	0.06
		91 = NEVER USED ALCOHOL OR DRUGS.....	14504	26.24
		97 = REFUSED	4	0.01
		98 = BLANK (NO ANSWER).....	53	0.10
		99 = LEGITIMATE SKIP	40568	73.40

SUBSTANCE TREATMENT

During the past 12 months, did you need treatment or counseling for your use of prescription sedatives?

NDTXSEDR¹	Len : 2 NEED TRMT FOR USE OF RX SEDATIVES PST 12 MOS	Freq	Pct
	1 = Yes	2	0.00
	2 = No.....	23	0.04
	11 = Yes (TXYREVER=3).....	3	0.01
	12 = No (TXYREVER=3)	5	0.01
	81 = NEVER USED ALCOHOL OR DRUGS Logically assigned	31	0.06
	89 = LEGITIMATE SKIP Logically assigned.....	1	0.00
	91 = NEVER USED ALCOHOL OR DRUGS.....	14504	26.24
	97 = REFUSED	7	0.01
	98 = BLANK (NO ANSWER).....	65	0.12
	99 = LEGITIMATE SKIP	40627	73.51

During the past 12 months, did you need treatment or counseling for your use of some other drug besides the ones just listed?

NDTXSODR¹	Len : 2 NEED TRMT FOR USE OF SOME OTHER DRUG PAST 12 MOS	Freq	Pct
	1 = Yes	18	0.03
	2 = No.....	216	0.39
	5 = Drug Unknown LOGICALLY ASSIGNED	30	0.05
	11 = Yes (TXYREVER=3).....	4	0.01
	12 = No (TXYREVER=3)	23	0.04
	81 = NEVER USED ALCOHOL OR DRUGS Logically assigned	31	0.06
	91 = NEVER USED ALCOHOL OR DRUGS.....	14504	26.24
	94 = DON'T KNOW.....	1	0.00
	97 = REFUSED	49	0.09
	98 = BLANK (NO ANSWER).....	347	0.63
	99 = LEGITIMATE SKIP	40045	72.46

NDTXDG1R¹	Len : 4 OTHER DRUG NEEDED TRMT FOR PST 12 MOS - SPECIFY 1	Freq	Pct
	322 = Methamphetamine ("ice" or "crank"), Meth.....	1	0.00
	503 = Other aerosol sprays.....	1	0.00
	702 = Heroin.....	1	0.00
	801 = OTHER Drugs, NOT OTHERWISE SPECIFIED.....	3	0.01
	803 = Marijuana, MarrJane, Mary Jane, MJ, pot, weed.....	3	0.01
	3052 = Speed; otherwise unspecified	1	0.00
	4046 = Oxycodone or unspecified oxycodone products	1	0.00
	4109 = Suboxone	1	0.00
	8203 = Bar; otherwise unspecified	1	0.00
	8283 = Synthetic cannabinoids (eg, K2, Spice, JWH-018)	1	0.00
	9981 = NEVER USED ALCOHOL OR DRUGS Logically assigned	31	0.06
	9985 = BAD DATA Logically assigned	1	0.00
	9991 = NEVER USED ALCOHOL OR DRUGS.....	14504	26.24
	9994 = DON'T KNOW.....	5	0.01
	9997 = REFUSED	51	0.09
	9998 = BLANK (NO ANSWER).....	378	0.68
	9999 = LEGITIMATE SKIP	40284	72.89

NDTXDG2R¹	Len : 4 OTHER DRUG NEEDED TRMT FOR PST 12 MOS - SPECIFY 2	Freq	Pct
	423 = Percocet	1	0.00
	801 = OTHER Drugs, NOT OTHERWISE SPECIFIED.....	1	0.00
	803 = Marijuana, MarrJane, Mary Jane, MJ, pot, weed.....	1	0.00
	807 = Alcohol, beer, ethanol, EtOH, pink champagne.....	1	0.00
	900 = Not a drug.....	1	0.00
	4119 = Buprenorphine, Subutex	1	0.00
	9981 = NEVER USED ALCOHOL OR DRUGS Logically assigned	31	0.06
	9985 = BAD DATA Logically assigned	1	0.00
	9991 = NEVER USED ALCOHOL OR DRUGS.....	14504	26.24
	9997 = REFUSED	49	0.09
	9998 = BLANK (NO ANSWER).....	393	0.71
	9999 = LEGITIMATE SKIP	40284	72.89

SUBSTANCE TREATMENT

NDTXDG3R¹ Len : 4 OTHER DRUG NEEDED TRMT FOR PST 12 MOS - SPECIFY 3

	Freq	Pct
434 = Vicodin, Lortab, Lorcet, Anexsia, Co-Gesic	1	0.00
807 = Alcohol, beer, ethanol, ETOH, pink champagne	1	0.00
9981 = NEVER USED ALCOHOL OR DRUGS Logically assigned	31	0.06
9985 = BAD DATA Logically assigned	1	0.00
9991 = NEVER USED ALCOHOL OR DRUGS	14504	26.24
9997 = REFUSED	50	0.09
9998 = BLANK (NO ANSWER)	396	0.72
9999 = LEGITIMATE SKIP	40284	72.89

NDTXDG4R¹ Len : 4 OTHER DRUG NEEDED TRMT FOR PST 12 MOS - SPECIFY 4

	Freq	Pct
8058 = Cough medicine/syrup; type unspecified	1	0.00
9981 = NEVER USED ALCOHOL OR DRUGS Logically assigned	31	0.06
9985 = BAD DATA Logically assigned	1	0.00
9991 = NEVER USED ALCOHOL OR DRUGS	14504	26.24
9997 = REFUSED	49	0.09
9998 = BLANK (NO ANSWER)	398	0.72
9999 = LEGITIMATE SKIP	40284	72.89

NDTXDG5R¹ Len : 4 OTHER DRUG NEEDED TRMT FOR PST 12 MOS - SPECIFY 5

	Freq	Pct
9981 = NEVER USED ALCOHOL OR DRUGS Logically assigned	31	0.06
9985 = BAD DATA Logically assigned	1	0.00
9991 = NEVER USED ALCOHOL OR DRUGS	14504	26.24
9997 = REFUSED	49	0.09
9998 = BLANK (NO ANSWER)	399	0.72
9999 = LEGITIMATE SKIP	40284	72.89

NOTE: NDTXFTR was assigned a code of 11 if the respondent originally reported making an effort to obtain treatment but at least one of the following occurred: (a) the respondent was logically inferred to have gotten treatment in the past 12 months (TXYREVER=3); or (b) the respondent did not perceive a need for treatment for use of any of the specific drugs that he/she was asked about (i.e., all questions about the perceived need for treatment for specific drugs were answered as "no").

During the past 12 months, did you make an effort to get treatment or counseling for your use of [TXFILL2]?

NDTXEFTR¹ Len : 2 MAKE EFFORT FOR TRMT OF TXFILL2 PAST 12 MONTHS

	Freq	Pct
1 = Yes	74	0.13
2 = No	182	0.33
11 = Yes (see note)	29	0.05
12 = No (TXYREVER=3)	6	0.01
81 = NEVER USED ALCOHOL OR DRUGS Logically assigned	31	0.06
91 = NEVER USED ALCOHOL OR DRUGS	14504	26.24
97 = REFUSED	50	0.09
98 = BLANK (NO ANSWER)	347	0.63
99 = LEGITIMATE SKIP	40045	72.46

Which of these statements explain why you did not get the treatment or counseling you needed for your use of [TXFILL2]?

NDTXNHCV¹ Len : 2 NOT GET TRMT COULDN'T AFFORD - NO HLTH CARE COVER

	Freq	Pct
1 = Response entered	89	0.16
6 = Response not entered	185	0.33
11 = Response entered (TXYREVER=3 or NDTXFTR=11)	5	0.01
81 = NEVER USED ALCOHOL OR DRUGS Logically assigned	31	0.06
91 = NEVER USED ALCOHOL OR DRUGS	14504	26.24
94 = DON'T KNOW	6	0.01
97 = REFUSED	56	0.10
98 = BLANK (NO ANSWER)	347	0.63
99 = LEGITIMATE SKIP	40045	72.46

SUBSTANCE TREATMENT

NDTXLMCV¹

Len : 2 TREATMENT NOT COVERED ON HLTH CARE

	Freq	Pct
1 = Response entered	15	0.03
6 = Response not entered.....	257	0.47
11 = Response entered (TXYREVER=3 or NDTXEFTR=11).....	7	0.01
81 = NEVER USED ALCOHOL OR DRUGS Logically assigned	31	0.06
91 = NEVER USED ALCOHOL OR DRUGS.....	14504	26.24
94 = DON'T KNOW.....	6	0.01
97 = REFUSED	56	0.10
98 = BLANK (NO ANSWER).....	347	0.63
99 = LEGITIMATE SKIP	40045	72.46

NDTXNTSP¹

Len : 2 NO TRANSPORTATION, TOO FAR AWAY, NOT CONVENIENT

	Freq	Pct
1 = Response entered	14	0.03
6 = Response not entered.....	261	0.47
11 = Response entered (TXYREVER=3 or NDTXEFTR=11).....	3	0.01
13 = Response entered LOG ASSN(NDTXNEDR or NDTXEFTR=11)	1	0.00
81 = NEVER USED ALCOHOL OR DRUGS Logically assigned	31	0.06
91 = NEVER USED ALCOHOL OR DRUGS.....	14504	26.24
94 = DON'T KNOW.....	6	0.01
97 = REFUSED	56	0.10
98 = BLANK (NO ANSWER).....	347	0.63
99 = LEGITIMATE SKIP	40045	72.46

NDXTYPE¹

Len : 2 TREATMENT NOT FOUND FOR TYPE WANTED

	Freq	Pct
1 = Response entered	15	0.03
6 = Response not entered.....	263	0.48
11 = Response entered (TXYREVER=3 or NDTXEFTR=11).....	1	0.00
81 = NEVER USED ALCOHOL OR DRUGS Logically assigned	31	0.06
91 = NEVER USED ALCOHOL OR DRUGS.....	14504	26.24
94 = DON'T KNOW.....	6	0.01
97 = REFUSED	56	0.10
98 = BLANK (NO ANSWER).....	347	0.63
99 = LEGITIMATE SKIP	40045	72.46

NDTXREDY¹

Len : 2 NOT READY TO STOP USING [TXFILL2]

	Freq	Pct
1 = Response entered	92	0.17
6 = Response not entered.....	181	0.33
11 = Response entered (TXYREVER=3 or NDTXEFTR=11).....	6	0.01
81 = NEVER USED ALCOHOL OR DRUGS Logically assigned	31	0.06
91 = NEVER USED ALCOHOL OR DRUGS.....	14504	26.24
94 = DON'T KNOW.....	6	0.01
97 = REFUSED	56	0.10
98 = BLANK (NO ANSWER).....	347	0.63
99 = LEGITIMATE SKIP	40045	72.46

NDTXOPEN¹

Len : 2 NO OPENINGS IN THE PROGRAMS

	Freq	Pct
1 = Response entered	8	0.01
6 = Response not entered.....	270	0.49
11 = Response entered (TXYREVER=3 or NDTXEFTR=11).....	1	0.00
81 = NEVER USED ALCOHOL OR DRUGS Logically assigned	31	0.06
91 = NEVER USED ALCOHOL OR DRUGS.....	14504	26.24
94 = DON'T KNOW.....	6	0.01
97 = REFUSED	56	0.10
98 = BLANK (NO ANSWER).....	347	0.63
99 = LEGITIMATE SKIP	40045	72.46

SUBSTANCE TREATMENT

NDTXWHER¹ Len : 2 DIDN'T KNOW WHERE TO GET TREATMENT

	Freq	Pct
1 = Response entered	23	0.04
3 = Response entered LOGICALLY ASSIGNED.....	2	0.00
6 = Response not entered.....	252	0.46
11 = Response entered (TXYREVER=3 or NDTXFTR=11).....	2	0.00
81 = NEVER USED ALCOHOL OR DRUGS Logically assigned	31	0.06
91 = NEVER USED ALCOHOL OR DRUGS.....	14504	26.24
94 = DON'T KNOW.....	6	0.01
97 = REFUSED	56	0.10
98 = BLANK (NO ANSWER).....	347	0.63
99 = LEGITIMATE SKIP	40045	72.46

NDTXNBR¹ Len : 2 TREATMENT MIGHT CAUSE NEIGHBRS TO HAVE NEG OPIN

	Freq	Pct
1 = Response entered	24	0.04
6 = Response not entered.....	255	0.46
81 = NEVER USED ALCOHOL OR DRUGS Logically assigned	31	0.06
91 = NEVER USED ALCOHOL OR DRUGS.....	14504	26.24
94 = DON'T KNOW.....	6	0.01
97 = REFUSED	56	0.10
98 = BLANK (NO ANSWER).....	347	0.63
99 = LEGITIMATE SKIP	40045	72.46

NDTXJOB¹ Len : 2 TREATMENT MIGHT HAVE NEG. EFFECT ON JOB

	Freq	Pct
1 = Response entered	27	0.05
3 = Response entered LOGICALLY ASSIGNED.....	1	0.00
6 = Response not entered.....	250	0.45
11 = Response entered (TXYREVER=3 or NDTXFTR=11).....	1	0.00
81 = NEVER USED ALCOHOL OR DRUGS Logically assigned	31	0.06
91 = NEVER USED ALCOHOL OR DRUGS.....	14504	26.24
94 = DON'T KNOW.....	6	0.01
97 = REFUSED	56	0.10
98 = BLANK (NO ANSWER).....	347	0.63
99 = LEGITIMATE SKIP	40045	72.46

Which of these statements explain why you did not get the treatment or counseling you needed for your use of [TXFILL2]?

NDTXNOND¹ Len : 2 YOU DIDN'T THINK YOU NEEDED TREATMENT AT THE TIME

	Freq	Pct
1 = Response entered	19	0.03
6 = Response not entered.....	257	0.47
13 = Response entered LOG ASSN (see level 11).....	2	0.00
81 = NEVER USED ALCOHOL OR DRUGS Logically assigned	31	0.06
91 = NEVER USED ALCOHOL OR DRUGS.....	14504	26.24
94 = DON'T KNOW.....	7	0.01
97 = REFUSED	56	0.10
98 = BLANK (NO ANSWER).....	347	0.63
99 = LEGITIMATE SKIP	40045	72.46

NDTXHNDL¹ Len : 2 YOU THOUGHT YOU COULD HANDLE THE PROB W/O TREATMT

	Freq	Pct
1 = Response entered	20	0.04
6 = Response not entered.....	258	0.47
81 = NEVER USED ALCOHOL OR DRUGS Logically assigned	31	0.06
91 = NEVER USED ALCOHOL OR DRUGS.....	14504	26.24
94 = DON'T KNOW.....	7	0.01
97 = REFUSED	56	0.10
98 = BLANK (NO ANSWER).....	347	0.63
99 = LEGITIMATE SKIP	40045	72.46

SUBSTANCE TREATMENT

NDTXNHLP¹

Len : 2 YOU DIDN'T THINK TREATMENT WOULD HELP

	Freq	Pct
1 = Response entered	5	0.01
3 = Response entered LOGICALLY ASSIGNED.....	1	0.00
6 = Response not entered.....	271	0.49
11 = Response entered (TXYREVER=3 or NDTXEFTR=11).....	1	0.00
81 = NEVER USED ALCOHOL OR DRUGS Logically assigned	31	0.06
91 = NEVER USED ALCOHOL OR DRUGS.....	14504	26.24
94 = DON'T KNOW.....	7	0.01
97 = REFUSED	56	0.10
98 = BLANK (NO ANSWER).....	347	0.63
99 = LEGITIMATE SKIP	40045	72.46

NDTXBUSY¹

Len : 2 YOU DIDN'T HAVE TIME (JOB, CHILDCARE, OR OTH COM)

	Freq	Pct
1 = Response entered	6	0.01
3 = Response entered LOGICALLY ASSIGNED.....	2	0.00
6 = Response not entered.....	269	0.49
11 = Response entered (TXYREVER=3 or NDTXEFTR=11).....	1	0.00
81 = NEVER USED ALCOHOL OR DRUGS Logically assigned	31	0.06
91 = NEVER USED ALCOHOL OR DRUGS.....	14504	26.24
94 = DON'T KNOW.....	7	0.01
97 = REFUSED	56	0.10
98 = BLANK (NO ANSWER).....	347	0.63
99 = LEGITIMATE SKIP	40045	72.46

NDTXFOUT¹

Len : 2 DIDN'T WANT OTHERS TO FIND OUT YOU NEEDED TRMT

	Freq	Pct
1 = Response entered	10	0.02
3 = Response entered LOGICALLY ASSIGNED.....	2	0.00
6 = Response not entered.....	266	0.48
81 = NEVER USED ALCOHOL OR DRUGS Logically assigned	31	0.06
91 = NEVER USED ALCOHOL OR DRUGS.....	14504	26.24
94 = DON'T KNOW.....	7	0.01
97 = REFUSED	56	0.10
98 = BLANK (NO ANSWER).....	347	0.63
99 = LEGITIMATE SKIP	40045	72.46

NDTXSOR¹

Len : 2 SOME OTHER REASON OR REASONS

	Freq	Pct
1 = Response entered	28	0.05
6 = Response not entered.....	244	0.44
11 = Response entered (TXYREVER=3 or NDTXEFTR=11).....	7	0.01
81 = NEVER USED ALCOHOL OR DRUGS Logically assigned	31	0.06
91 = NEVER USED ALCOHOL OR DRUGS.....	14504	26.24
94 = DON'T KNOW.....	6	0.01
97 = REFUSED	56	0.10
98 = BLANK (NO ANSWER).....	347	0.63
99 = LEGITIMATE SKIP	40045	72.46

During the past 12 months, did you make an effort to get additional treatment or counseling for your use of alcohol or any other drug?

NDTMREFT¹

Len : 2 MAKE EFFORT FOR ADDL TRMT FOR ALC/DRG PST 12 MOS

	Freq	Pct
1 = Yes.....	33	0.06
2 = No.....	17	0.03
81 = NEVER USED ALCOHOL OR DRUGS Logically assigned	31	0.06
91 = NEVER USED ALCOHOL OR DRUGS.....	14504	26.24
97 = REFUSED	2	0.00
98 = BLANK (NO ANSWER).....	528	0.96
99 = LEGITIMATE SKIP	40153	72.65

SUBSTANCE TREATMENT

Which of these statements explain why you did not get the additional treatment or counseling you needed for your use of alcohol or drugs?

NDMRNHCV¹ Len : 2 NOT GET TRMT COULDN'T AFFORD - NO HLTH CARE COVER

	Freq	Pct
1 = Response entered	16	0.03
6 = Response not entered.....	32	0.06
81 = NEVER USED ALCOHOL OR DRUGS Logically assigned	31	0.06
91 = NEVER USED ALCOHOL OR DRUGS.....	14504	26.24
94 = DON'T KNOW.....	1	0.00
97 = REFUSED	3	0.01
98 = BLANK (NO ANSWER).....	528	0.96
99 = LEGITIMATE SKIP	40153	72.65

NDMRLMCV¹ Len : 2 TREATMENT NOT COVERED ON HLTH CARE

	Freq	Pct
1 = Response entered	2	0.00
6 = Response not entered.....	46	0.08
81 = NEVER USED ALCOHOL OR DRUGS Logically assigned	31	0.06
91 = NEVER USED ALCOHOL OR DRUGS.....	14504	26.24
94 = DON'T KNOW.....	1	0.00
97 = REFUSED	3	0.01
98 = BLANK (NO ANSWER).....	528	0.96
99 = LEGITIMATE SKIP	40153	72.65

NDMRNTSP¹ Len : 2 NO TRANSPORTATION, TOO FAR AWAY, NOT CONVENIENT

	Freq	Pct
1 = Response entered	5	0.01
6 = Response not entered.....	43	0.08
81 = NEVER USED ALCOHOL OR DRUGS Logically assigned	31	0.06
91 = NEVER USED ALCOHOL OR DRUGS.....	14504	26.24
94 = DON'T KNOW.....	1	0.00
97 = REFUSED	3	0.01
98 = BLANK (NO ANSWER).....	528	0.96
99 = LEGITIMATE SKIP	40153	72.65

NDMRTYPE¹ Len : 2 TREATMENT NOT FOUND FOR TYPE WANTED

	Freq	Pct
1 = Response entered	4	0.01
6 = Response not entered.....	44	0.08
81 = NEVER USED ALCOHOL OR DRUGS Logically assigned	31	0.06
91 = NEVER USED ALCOHOL OR DRUGS.....	14504	26.24
94 = DON'T KNOW.....	1	0.00
97 = REFUSED	3	0.01
98 = BLANK (NO ANSWER).....	528	0.96
99 = LEGITIMATE SKIP	40153	72.65

NDMRREDY¹ Len : 2 NOT READY TO STOP USING ALCOHOL OR DRUGS

	Freq	Pct
1 = Response entered	15	0.03
6 = Response not entered.....	33	0.06
81 = NEVER USED ALCOHOL OR DRUGS Logically assigned	31	0.06
91 = NEVER USED ALCOHOL OR DRUGS.....	14504	26.24
94 = DON'T KNOW.....	1	0.00
97 = REFUSED	3	0.01
98 = BLANK (NO ANSWER).....	528	0.96
99 = LEGITIMATE SKIP	40153	72.65

NDMROPEN¹ Len : 2 NO OPENINGS IN THE PROGRAMS

	Freq	Pct
1 = Response entered	2	0.00
6 = Response not entered.....	46	0.08
81 = NEVER USED ALCOHOL OR DRUGS Logically assigned	31	0.06
91 = NEVER USED ALCOHOL OR DRUGS.....	14504	26.24
94 = DON'T KNOW.....	1	0.00
97 = REFUSED	3	0.01
98 = BLANK (NO ANSWER).....	528	0.96
99 = LEGITIMATE SKIP	40153	72.65

SUBSTANCE TREATMENT

NDMRWHER¹ Len : 2 DIDN'T KNOW WHERE TO GET TREATMENT

	Freq	Pct
1 = Response entered	3	0.01
6 = Response not entered.....	45	0.08
81 = NEVER USED ALCOHOL OR DRUGS Logically assigned	31	0.06
91 = NEVER USED ALCOHOL OR DRUGS.....	14504	26.24
94 = DON'T KNOW.....	1	0.00
97 = REFUSED	3	0.01
98 = BLANK (NO ANSWER).....	528	0.96
99 = LEGITIMATE SKIP	40153	72.65

NDMRNBR¹ Len : 2 TREATMENT MIGHT CAUSE NEIGHBRS TO HAVE NEG. OPIN

	Freq	Pct
1 = Response entered	4	0.01
6 = Response not entered.....	44	0.08
81 = NEVER USED ALCOHOL OR DRUGS Logically assigned	31	0.06
91 = NEVER USED ALCOHOL OR DRUGS.....	14504	26.24
94 = DON'T KNOW.....	1	0.00
97 = REFUSED	3	0.01
98 = BLANK (NO ANSWER).....	528	0.96
99 = LEGITIMATE SKIP	40153	72.65

NDMRJOB¹ Len : 2 TREATMENT MIGHT HAVE NEG. EFFECT ON JOB

	Freq	Pct
1 = Response entered	2	0.00
6 = Response not entered.....	46	0.08
81 = NEVER USED ALCOHOL OR DRUGS Logically assigned	31	0.06
91 = NEVER USED ALCOHOL OR DRUGS.....	14504	26.24
94 = DON'T KNOW.....	1	0.00
97 = REFUSED	3	0.01
98 = BLANK (NO ANSWER).....	528	0.96
99 = LEGITIMATE SKIP	40153	72.65

Which of these statements explain why you did not get the additional treatment or counseling you needed for your use of alcohol or drugs?

NDMRNOND¹ Len : 2 YOU DIDN'T THINK YOU NEEDED TREATMENT AT THE TIME

	Freq	Pct
1 = Response entered	4	0.01
6 = Response not entered.....	44	0.08
81 = NEVER USED ALCOHOL OR DRUGS Logically assigned	31	0.06
91 = NEVER USED ALCOHOL OR DRUGS.....	14504	26.24
94 = DON'T KNOW.....	1	0.00
97 = REFUSED	3	0.01
98 = BLANK (NO ANSWER).....	528	0.96
99 = LEGITIMATE SKIP	40153	72.65

NDMRHNDL¹ Len : 2 YOU THOUGHT YOU COULD HANDLE THE PROB W/O TREATMT

	Freq	Pct
1 = Response entered	6	0.01
6 = Response not entered.....	42	0.08
81 = NEVER USED ALCOHOL OR DRUGS Logically assigned	31	0.06
91 = NEVER USED ALCOHOL OR DRUGS.....	14504	26.24
94 = DON'T KNOW.....	1	0.00
97 = REFUSED	3	0.01
98 = BLANK (NO ANSWER).....	528	0.96
99 = LEGITIMATE SKIP	40153	72.65

SUBSTANCE TREATMENT

NDMRNHLP¹ Len : 2 YOU DIDN'T THINK TREATMENT WOULD HELP

	Freq	Pct
1 = Response entered	2	0.00
3 = Response entered LOGICALLY ASSIGNED.....	1	0.00
6 = Response not entered.....	45	0.08
81 = NEVER USED ALCOHOL OR DRUGS Logically assigned	31	0.06
91 = NEVER USED ALCOHOL OR DRUGS.....	14504	26.24
94 = DON'T KNOW.....	1	0.00
97 = REFUSED	3	0.01
98 = BLANK (NO ANSWER).....	528	0.96
99 = LEGITIMATE SKIP	40153	72.65

NDMRBUSY¹ Len : 2 YOU DIDN'T HAVE TIME (JOB, CHILDCARE, OR OTH COM)

	Freq	Pct
1 = Response entered	1	0.00
6 = Response not entered.....	47	0.09
81 = NEVER USED ALCOHOL OR DRUGS Logically assigned	31	0.06
91 = NEVER USED ALCOHOL OR DRUGS.....	14504	26.24
94 = DON'T KNOW.....	1	0.00
97 = REFUSED	3	0.01
98 = BLANK (NO ANSWER).....	528	0.96
99 = LEGITIMATE SKIP	40153	72.65

NDMRFOUT¹ Len : 2 DIDN'T WANT OTHERS TO FIND OUT YOU NEEDED TRMT

	Freq	Pct
1 = Response entered	2	0.00
3 = Response entered LOGICALLY ASSIGNED.....	1	0.00
6 = Response not entered.....	45	0.08
81 = NEVER USED ALCOHOL OR DRUGS Logically assigned	31	0.06
91 = NEVER USED ALCOHOL OR DRUGS.....	14504	26.24
94 = DON'T KNOW.....	1	0.00
97 = REFUSED	3	0.01
98 = BLANK (NO ANSWER).....	528	0.96
99 = LEGITIMATE SKIP	40153	72.65

NDMRSOR¹ Len : 2 SOME OTHER REASON OR REASONS

	Freq	Pct
1 = Response entered	7	0.01
6 = Response not entered.....	41	0.07
81 = NEVER USED ALCOHOL OR DRUGS Logically assigned	31	0.06
91 = NEVER USED ALCOHOL OR DRUGS.....	14504	26.24
94 = DON'T KNOW.....	1	0.00
97 = REFUSED	3	0.01
98 = BLANK (NO ANSWER).....	528	0.96
99 = LEGITIMATE SKIP	40153	72.65

How long has it been since you were last in treatment or counseling for your alcohol or drug use, not counting cigarettes?

TXLASREC¹ Len : 2 TIME SINCE LAST RCVD ALCOHOL OR DRUG TREATMENT

	Freq	Pct
1 = Within past 30 days -- that is, since [DATEFILL]	109	0.20
2 = More than 30 days ago but within the past 12 mos	405	0.73
3 = More than 12 months ago	1822	3.30
7 = Still in treatment LOG ASSN (TXRCVNOW=1)	389	0.70
8 = Treatment in past year LOGICALLY ASSIGNED	155	0.28
9 = Treatment in lifetime LOGICALLY ASSIGNED.....	3	0.01
13 = Treatment > 12 mos ago LOG ASSN (TXYREVER=2).....	34	0.06
81 = NEVER USED ALCOHOL OR DRUGS Logically assigned	31	0.06
91 = NEVER USED ALCOHOL OR DRUGS.....	14504	26.24
97 = REFUSED	64	0.12
98 = BLANK (NO ANSWER).....	348	0.63
99 = LEGITIMATE SKIP	37404	67.68

SUBSTANCE TREATMENT

NOTE: For most of the remaining questions in the SUBSTANCE TREATMENT module, the wording differed depending on whether respondents previously reported that they were still in treatment or that they were no longer in treatment. Where two question wordings appear for a given variable, the first wording was what respondents received if they reported that they were no longer in treatment. The second wording was what respondents received if they reported that they were still in treatment.

What was the main place where you received treatment the last time you started treatment for your alcohol or other drug use, not counting cigarettes?

What is the main place where you are currently receiving treatment for your alcohol or other drug use, not counting cigarettes?

TXLTYMN2¹	Len : 3 MAIN PLACE RCV TRMT LAST TIME/CURRENTLY	Freq	Pct
	1 = A hospital overnight as an inpatient	32	0.06
	2 = A res drug/alcohol rehab facility overnight.....	96	0.17
	3 = A drug or alcohol rehab facility as an outpatient.....	203	0.37
	4 = A mental health center or facility as outpatient	117	0.21
	5 = An emergency room.....	12	0.02
	6 = A private doctor's office.....	69	0.12
	7 = A prison or jail.....	27	0.05
	8 = Self-help group, Alcoholic/Narcotics Anonymous	200	0.36
	9 = Some other place.....	39	0.07
	40 = Home, family, friends	13	0.02
	41 = School, college	23	0.04
	42 = Church/religious/spiritual influence.....	5	0.01
	45 = Rehab/intervention fac/prgrm, ptnt status unspcfd	3	0.01
	47 = Communty/city/county/state pgm or facil; unspcfd.....	4	0.01
	48 = Counselor, therapist, psychologist, psychiatrist	21	0.04
	49 = Court-mandated/sponsored program	21	0.04
	51 = Alcohol/drug class or education, locale unspcfd	4	0.01
	64 = Methadone clinic/program.....	11	0.02
	65 = Name of facility/program given.....	27	0.05
	981 = NEVER USED ALCOHOL OR DRUGS Logically assigned	31	0.06
	985 = BAD DATA Logically assigned	3	0.01
	989 = LEGITIMATE SKIP Logically assigned.....	4	0.01
	991 = NEVER USED ALCOHOL OR DRUGS.....	14504	26.24
	994 = DON'T KNOW.....	6	0.01
	997 = REFUSED	81	0.15
	998 = BLANK (NO ANSWER).....	456	0.83
	999 = LEGITIMATE SKIP	39256	71.03

The last time you entered treatment, did you receive treatment or counseling for your use of alcohol?

Are you currently receiving treatment or counseling for your use of alcohol?

TXLTYALC¹	Len : 2 LAST/CURRENT TREATMENT FOR ALCOHOL	Freq	Pct
	1 = Yes	499	0.90
	2 = No.....	363	0.66
	3 = Yes LOGICALLY ASSIGNED	2	0.00
	5 = Yes LOG ASSN (TXYRADG = 1).....	60	0.11
	6 = NEVER USED ALCOHOL (TXEVER = 1)	23	0.04
	81 = NEVER USED ALCOHOL OR DRUGS Logically assigned	31	0.06
	85 = BAD DATA Logically assigned.....	3	0.01
	89 = LEGITIMATE SKIP Logically assigned (TXEVER=2)	4	0.01
	91 = NEVER USED ALCOHOL OR DRUGS.....	14504	26.24
	94 = DON'T KNOW.....	1	0.00
	97 = REFUSED	72	0.13
	98 = BLANK (NO ANSWER).....	450	0.81
	99 = LEGITIMATE SKIP (TXEVER=2/TXYREVER=2,4)	39256	71.03

SUBSTANCE TREATMENT

The last time you entered treatment, did you receive treatment or counseling for your use of marijuana or hashish?

Are you currently receiving treatment or counseling for your use of marijuana or hashish?

TXLTYMJ¹ Len : 2 LAST/CURRENT TREATMENT FOR MARIJUANA/HASHISH

	Freq	Pct
1 = Yes	347	0.63
2 = No.....	498	0.90
3 = Yes LOGICALLY ASSIGNED	8	0.01
6 = NEVER USED MARIJUANA (TXEVER = 1).....	110	0.20
81 = NEVER USED ALCOHOL OR DRUGS Logically assigned	31	0.06
85 = BAD DATA Logically assigned.....	2	0.00
89 = LEGITIMATE SKIP Logically assigned (TXEVER=2)	4	0.01
91 = NEVER USED ALCOHOL OR DRUGS.....	14504	26.24
94 = DON'T KNOW.....	2	0.00
97 = REFUSED	70	0.13
98 = BLANK (NO ANSWER).....	436	0.79
99 = LEGITIMATE SKIP (TXEVER=2/TXYREVER=2,4)	39256	71.03

The last time you entered treatment, did you receive treatment or counseling for your use of cocaine or 'crack'?

Are you currently receiving treatment or counseling for your use of cocaine or 'crack'?

TXLTYCOC¹ Len : 2 LAST/CURRENT TREATMENT FOR COCAINE/CRACK

	Freq	Pct
1 = Yes	142	0.26
2 = No.....	348	0.63
3 = Yes LOGICALLY ASSIGNED	2	0.00
6 = NEVER USED COCAINE (TXEVER = 1).....	522	0.94
81 = NEVER USED ALCOHOL OR DRUGS Logically assigned	31	0.06
85 = BAD DATA Logically assigned.....	2	0.00
89 = LEGITIMATE SKIP Logically assigned (TXEVER=2)	1	0.00
91 = NEVER USED ALCOHOL OR DRUGS.....	14504	26.24
97 = REFUSED	68	0.12
98 = BLANK (NO ANSWER).....	389	0.70
99 = LEGITIMATE SKIP (TXEVER=2/TXYREVER=2,4)	39259	71.03

The last time you entered treatment, did you receive treatment or counseling for your use of heroin?

Are you currently receiving treatment or counseling for your use of heroin?

TXLTYHER¹ Len : 2 LAST/CURRENT TREATMENT FOR HEROIN

	Freq	Pct
1 = Yes	117	0.21
2 = No.....	67	0.12
3 = Yes LOGICALLY ASSIGNED	1	0.00
6 = NEVER USED HEROIN (TXEVER = 1).....	854	1.55
81 = NEVER USED ALCOHOL OR DRUGS Logically assigned	31	0.06
85 = BAD DATA Logically assigned.....	1	0.00
91 = NEVER USED ALCOHOL OR DRUGS.....	14504	26.24
97 = REFUSED	66	0.12
98 = BLANK (NO ANSWER).....	367	0.66
99 = LEGITIMATE SKIP (TXEVER=2/TXYREVER=2,4)	39260	71.04

The last time you entered treatment, did you receive treatment or counseling for your use of hallucinogens?

Are you currently receiving treatment or counseling for your use of hallucinogens?

TXLTYHAL¹ Len : 2 LAST/CURRENT TREATMENT FOR HALLUCINOGENS

	Freq	Pct
1 = Yes	96	0.17
2 = No.....	435	0.79
3 = Yes LOGICALLY ASSIGNED	3	0.01
6 = NEVER USED HALLUCINOGENS (TXEVER = 1).....	474	0.86
81 = NEVER USED ALCOHOL OR DRUGS Logically assigned	31	0.06
89 = LEGITIMATE SKIP Logically assigned (TXEVER=2)	1	0.00
91 = NEVER USED ALCOHOL OR DRUGS.....	14504	26.24
97 = REFUSED	69	0.12
98 = BLANK (NO ANSWER).....	396	0.72
99 = LEGITIMATE SKIP (TXEVER=2/TXYREVER=2,4)	39259	71.03

SUBSTANCE TREATMENT

The last time you entered treatment, did you receive treatment or counseling for your use of inhalants?

Are you currently receiving treatment or counseling for your use of inhalants?

TXLTYINH¹	Len : 2 LAST/CURRENT TREATMENT FOR INHALANTS		
		Freq	Pct
	1 = Yes	50	0.09
	2 = No.....	243	0.44
	6 = NEVER USED INHALANTS (TXEVER = 1)	731	1.32
	81 = NEVER USED ALCOHOL OR DRUGS Logically assigned	31	0.06
	85 = BAD DATA Logically assigned	1	0.00
	91 = NEVER USED ALCOHOL OR DRUGS.....	14504	26.24
	94 = DON'T KNOW.....	1	0.00
	97 = REFUSED	69	0.12
	98 = BLANK (NO ANSWER).....	378	0.68
	99 = LEGITIMATE SKIP (TXEVER=2/TXYREVER=2,4)	39260	71.04

The last time you entered treatment, did you receive treatment or counseling for your use of prescription pain relievers?

Are you currently receiving treatment or counseling for your use of prescription pain relievers?

TXLTYANL¹	Len : 2 LAST/CURRENT TRMT FOR PRESCRIPTION PAIN RELIEVERS		
		Freq	Pct
	1 = Yes	248	0.45
	2 = No.....	314	0.57
	3 = Yes LOGICALLY ASSIGNED	4	0.01
	6 = NEVER USED PAIN RELIEVERS (TXEVER = 1)	441	0.80
	81 = NEVER USED ALCOHOL OR DRUGS Logically assigned	31	0.06
	85 = BAD DATA Logically assigned	1	0.00
	89 = LEGITIMATE SKIP Logically assigned (TXEVER=2)	1	0.00
	91 = NEVER USED ALCOHOL OR DRUGS.....	14504	26.24
	97 = REFUSED	70	0.13
	98 = BLANK (NO ANSWER).....	395	0.71
	99 = LEGITIMATE SKIP (TXEVER=2/TXYREVER=2,4)	39259	71.03

The last time you entered treatment, did you receive treatment or counseling for your use of prescription tranquilizers?

Are you currently receiving treatment or counseling for your use of prescription tranquilizers?

TXLTYTRN¹	Len : 2 LAST/CURRENT TRMT FOR PRESCRIPTION TRANQUILIZERS		
		Freq	Pct
	1 = Yes	127	0.23
	2 = No.....	319	0.58
	3 = Yes LOGICALLY ASSIGNED	1	0.00
	6 = NEVER USED TRANQUILIZERS (TXEVER = 1).....	569	1.03
	81 = NEVER USED ALCOHOL OR DRUGS Logically assigned	31	0.06
	91 = NEVER USED ALCOHOL OR DRUGS.....	14504	26.24
	94 = DON'T KNOW.....	1	0.00
	97 = REFUSED	68	0.12
	98 = BLANK (NO ANSWER).....	388	0.70
	99 = LEGITIMATE SKIP (TXEVER=2/TXYREVER=2,4)	39260	71.04

The last time you entered treatment, did you receive treatment or counseling for your use of prescription stimulants?

Are you currently receiving treatment or counseling for your use of prescription stimulants?

TXLTYSTM¹	Len : 2 LAST/CURRENT TRMT FOR PRESCRIPTION STIMULANTS		
		Freq	Pct
	1 = Yes	73	0.13
	2 = No.....	231	0.42
	3 = Yes LOGICALLY ASSIGNED	24	0.04
	4 = No LOGICALLY ASSIGNED	1	0.00
	6 = NEVER USED STIMULANTS (TXEVER = 1).....	694	1.26
	81 = NEVER USED ALCOHOL OR DRUGS Logically assigned	31	0.06
	91 = NEVER USED ALCOHOL OR DRUGS.....	14504	26.24
	97 = REFUSED	67	0.12
	98 = BLANK (NO ANSWER).....	383	0.69
	99 = LEGITIMATE SKIP (TXEVER=2/TXYREVER=2,4)	39260	71.04

SUBSTANCE TREATMENT

The last time you entered treatment, did you receive treatment or counseling for your use of prescription sedatives?

Are you currently receiving treatment or counseling for your use of prescription sedatives?

TXLTYSED¹	Len : 2 LAST/CURRENT TRMT FOR PRESCRIPTION SEDATIVES	Freq	Pct
	1 = Yes	27	0.05
	2 = No.....	59	0.11
	3 = Yes LOGICALLY ASSIGNED	1	0.00
	6 = NEVER USED SEDATIVES (TXEVER = 1)	956	1.73
	81 = NEVER USED ALCOHOL OR DRUGS Logically assigned	31	0.06
	91 = NEVER USED ALCOHOL OR DRUGS.....	14504	26.24
	97 = REFUSED	66	0.12
	98 = BLANK (NO ANSWER).....	364	0.66
	99 = LEGITIMATE SKIP (TXEVER=2/TXYREVER=2,4)	39260	71.04

The last time you entered treatment, did you receive treatment or counseling for your use of any other drug?

Are you currently receiving treatment or counseling for your use of any other drug?

TXLTYSOD¹	Len : 2 LAST/CURRENT TRMT FOR SOME OTHER DRUG	Freq	Pct
	1 = Yes	135	0.24
	2 = No.....	757	1.37
	3 = Yes LOGICALLY ASSIGNED	7	0.01
	5 = Treatment drug unknown, LOGICALLY ASSIGNED.....	18	0.03
	7 = Treatment drug/alc unknown LOG ASSN.....	24	0.04
	81 = NEVER USED ALCOHOL OR DRUGS Logically assigned	31	0.06
	85 = BAD DATA Logically assigned	3	0.01
	89 = LEGITIMATE SKIP Logically assigned.....	4	0.01
	91 = NEVER USED ALCOHOL OR DRUGS.....	14504	26.24
	94 = DON'T KNOW	2	0.00
	97 = REFUSED	71	0.13
	98 = BLANK (NO ANSWER).....	456	0.83
	99 = LEGITIMATE SKIP	39256	71.03

What was the outcome of the treatment or counseling you last received?

TXLTYOU2¹	Len : 2 OUTCOME OF LAST/CURRENT TREATMENT	Freq	Pct
	1 = You are still in treatment	389	0.70
	2 = You successfully completed treatment	402	0.73
	3 = You left because you had a problem with program.....	28	0.05
	4 = You left b/c you couldn't afford to continue.....	17	0.03
	5 = You left because your family needed you.....	9	0.02
	6 = You left because you began using drugs again	20	0.04
	7 = Your last treatment had some other outcome.....	14	0.03
	44 = You relapsed/program did not work for you.....	4	0.01
	49 = Completed treatment/tmt required, outcome unknown	5	0.01
	51 = You still use, but to a lesser extent.....	4	0.01
	81 = NEVER USED ALCOHOL OR DRUGS Logically assigned	31	0.06
	85 = BAD DATA Logically assigned	28	0.05
	89 = LEGITIMATE SKIP Logically assigned.....	4	0.01
	91 = NEVER USED ALCOHOL OR DRUGS.....	14504	26.24
	94 = DON'T KNOW	13	0.02
	97 = REFUSED	79	0.14
	98 = BLANK (NO ANSWER).....	461	0.83
	99 = LEGITIMATE SKIP	39256	71.03

SUBSTANCE TREATMENT

How long did you stay in treatment for your alcohol or drug use during your last treatment at [FILL IN ANSWER FROM TX25]?

How long have you been in treatment for your alcohol or drug use at [FILL IN ANSWER FROM TX25] so far?

How long did you stay in treatment for your alcohol or drug use during your last treatment?

How long have you been in treatment for your alcohol or drug use so far?

Please indicate whether you want to give your answer in days, months, or years.

How many days have you been in treatment for your alcohol or drug use so far?

How many days did you stay in treatment for your alcohol or drug use the last time?

How many months have you been in treatment for your alcohol or drug use so far?

How many months did you stay in treatment for your alcohol or drug use the last time?

How many years have you been in treatment for your alcohol or drug use so far?

How many years did you stay in treatment for your alcohol or drug use the last time?

TXLTYDU2¹ Len : 5 # DAYS IN ALC/DRG TMT SO FAR/LAST TIME - RECODE

	Freq	Pct
RANGE = 1 - 30.....	318	0.58
31 = 31 or more	604	1.09
99981 = NEVER USED ALCOHOL OR DRUGS Logically assigned	31	0.06
99985 = BAD DATA Logically assigned	3	0.01
99989 = LEGITIMATE SKIP Logically assigned	4	0.01
99991 = NEVER USED ALCOHOL OR DRUGS	14504	26.24
99994 = DON'T KNOW	10	0.02
99997 = REFUSED	82	0.15
99998 = BLANK (NO ANSWER)	456	0.83
99999 = LEGITIMATE SKIP	39256	71.03

Did private health insurance pay for the last treatment you received, even if it paid only part of the cost?

Will private health insurance pay for the treatment you are currently receiving, even if it pays only part of the cost?

TXPYINS¹ Len : 2 HEALTH INSURANCE PAY FOR LAST/CURRENT TRMT

	Freq	Pct
1 = Yes	343	0.62
2 = No	562	1.02
3 = Yes LOGICALLY ASSIGNED	1	0.00
81 = NEVER USED ALCOHOL OR DRUGS Logically assigned	31	0.06
85 = BAD DATA Logically assigned	8	0.01
89 = LEGITIMATE SKIP Logically assigned	4	0.01
91 = NEVER USED ALCOHOL OR DRUGS	14504	26.24
94 = DON'T KNOW	28	0.05
97 = REFUSED	75	0.14
98 = BLANK (NO ANSWER)	456	0.83
99 = LEGITIMATE SKIP	39256	71.03

Did Medicare pay for the last treatment you received, even if it paid only part of the cost?

Will Medicare pay for the treatment you are currently receiving, even if it pays only part of the cost?

TXPYCARE¹ Len : 2 MEDICARE PAY FOR LAST/CURRENT TRMT

	Freq	Pct
1 = Yes	223	0.40
2 = No	657	1.19
81 = NEVER USED ALCOHOL OR DRUGS Logically assigned	31	0.06
85 = BAD DATA Logically assigned	8	0.01
89 = LEGITIMATE SKIP Logically assigned	4	0.01
91 = NEVER USED ALCOHOL OR DRUGS	14504	26.24
94 = DON'T KNOW	51	0.09
97 = REFUSED	78	0.14
98 = BLANK (NO ANSWER)	456	0.83
99 = LEGITIMATE SKIP	39256	71.03

SUBSTANCE TREATMENT

Did Medicaid pay for the last treatment you received, even if it paid only part of the cost?

Will Medicaid pay for the treatment you are currently receiving, even if it pays only part of the cost?

TXPYCAID¹	Len : 2 MEDICAID PAY FOR LAST/CURRENT TRMT	Freq	Pct
	1 = Yes	215	0.39
	2 = No.....	662	1.20
	3 = Yes LOGICALLY ASSIGNED	6	0.01
	81 = NEVER USED ALCOHOL OR DRUGS Logically assigned	31	0.06
	85 = BAD DATA Logically assigned.....	8	0.01
	89 = LEGITIMATE SKIP Logically assigned.....	4	0.01
	91 = NEVER USED ALCOHOL OR DRUGS.....	14504	26.24
	94 = DON'T KNOW.....	51	0.09
	97 = REFUSED	75	0.14
	98 = BLANK (NO ANSWER).....	456	0.83
	99 = LEGITIMATE SKIP	39256	71.03

Did a public assistance program other than Medicaid pay for the last treatment you received, even if it paid only part of the cost?

Will a public assistance program other than Medicaid pay for the treatment you are currently receiving, even if it pays only part of the cost?

TXPYPUBP¹	Len : 2 OTH PUBLIC ASSIST PAY FOR LAST/CURRENT TRMT	Freq	Pct
	1 = Yes	205	0.37
	2 = No.....	658	1.19
	3 = Yes LOGICALLY ASSIGNED	2	0.00
	81 = NEVER USED ALCOHOL OR DRUGS Logically assigned	31	0.06
	85 = BAD DATA Logically assigned.....	8	0.01
	89 = LEGITIMATE SKIP Logically assigned.....	4	0.01
	91 = NEVER USED ALCOHOL OR DRUGS.....	14504	26.24
	94 = DON'T KNOW.....	68	0.12
	97 = REFUSED	76	0.14
	98 = BLANK (NO ANSWER).....	456	0.83
	99 = LEGITIMATE SKIP	39256	71.03

Did you use your own savings or earnings to pay for the last treatment you received, even if you paid only part of the cost?

Will you use your own savings or earnings to pay for the treatment you are currently receiving, even if you pay only part of the cost?

TXPYSAVE¹	Len : 2 OWN SAVINGS PAY FOR LAST/CURRENT TRMT	Freq	Pct
	1 = Yes	434	0.79
	2 = No.....	484	0.88
	3 = Yes LOGICALLY ASSIGNED	1	0.00
	81 = NEVER USED ALCOHOL OR DRUGS Logically assigned	31	0.06
	85 = BAD DATA Logically assigned.....	8	0.01
	89 = LEGITIMATE SKIP Logically assigned.....	4	0.01
	91 = NEVER USED ALCOHOL OR DRUGS.....	14504	26.24
	94 = DON'T KNOW.....	16	0.03
	97 = REFUSED	74	0.13
	98 = BLANK (NO ANSWER).....	456	0.83
	99 = LEGITIMATE SKIP	39256	71.03

SUBSTANCE TREATMENT

Did family members pay for the last treatment you received, even if they paid only part of the cost?

Will family members pay for the treatment you are currently receiving, even if they pay only part of the cost?

TXPYFMLY¹ Len : 2 FAMILY MEMBERS PAY FOR LAST/CURRENT TRMT

	Freq	Pct
1 = Yes	281	0.51
2 = No.....	636	1.15
81 = NEVER USED ALCOHOL OR DRUGS Logically assigned	31	0.06
85 = BAD DATA Logically assigned	8	0.01
89 = LEGITIMATE SKIP Logically assigned.....	4	0.01
91 = NEVER USED ALCOHOL OR DRUGS.....	14504	26.24
94 = DON'T KNOW.....	19	0.03
97 = REFUSED	73	0.13
98 = BLANK (NO ANSWER).....	456	0.83
99 = LEGITIMATE SKIP	39256	71.03

Did the courts pay for the last treatment you received, even if it paid only part of the cost?

Will the courts pay for the treatment you are currently receiving, even if it pays only part of the cost?

TXPYCORT¹ Len : 2 COURTS PAY FOR LAST/CURRENT TRMT

	Freq	Pct
1 = Yes	99	0.18
2 = No.....	804	1.45
3 = Yes LOGICALLY ASSIGNED	6	0.01
81 = NEVER USED ALCOHOL OR DRUGS Logically assigned	31	0.06
85 = BAD DATA Logically assigned	8	0.01
89 = LEGITIMATE SKIP Logically assigned.....	4	0.01
91 = NEVER USED ALCOHOL OR DRUGS.....	14504	26.24
94 = DON'T KNOW.....	27	0.05
97 = REFUSED	73	0.13
98 = BLANK (NO ANSWER).....	456	0.83
99 = LEGITIMATE SKIP	39256	71.03

Did CHAMPUS or TRICARE, CHAMPVA, the VA, or some other military health care pay for the last treatment you received, even if it paid only part of the cost?

Will CHAMPUS or TRICARE, CHAMPVA, the VA, or some other military health care pay for the treatment you are currently receiving, even if it pays only part of the cost?

TXPYMILC¹ Len : 2 MILITARY HLTH CARE PAY FOR LAST/CURRENT TRMT

	Freq	Pct
1 = Yes	37	0.07
2 = No.....	855	1.55
81 = NEVER USED ALCOHOL OR DRUGS Logically assigned	31	0.06
85 = BAD DATA Logically assigned	8	0.01
89 = LEGITIMATE SKIP Logically assigned.....	4	0.01
91 = NEVER USED ALCOHOL OR DRUGS.....	14504	26.24
94 = DON'T KNOW.....	44	0.08
97 = REFUSED	73	0.13
98 = BLANK (NO ANSWER).....	456	0.83
99 = LEGITIMATE SKIP	39256	71.03

SUBSTANCE TREATMENT

Did your employer pay for the last treatment you received, even if it paid only part of the cost?

Will your employer pay for the treatment you are currently receiving, even if it pays only part of the cost?

TXPYEMPL¹ Len : 2 EMPLOYER PAY FOR LAST/CURRENT TRMT

	Freq	Pct
1 = Yes	36	0.07
2 = No.....	880	1.59
3 = Yes LOGICALLY ASSIGNED	1	0.00
81 = NEVER USED ALCOHOL OR DRUGS Logically assigned	31	0.06
85 = BAD DATA Logically assigned.....	8	0.01
89 = LEGITIMATE SKIP Logically assigned.....	4	0.01
91 = NEVER USED ALCOHOL OR DRUGS.....	14504	26.24
94 = DON'T KNOW.....	18	0.03
97 = REFUSED	74	0.13
98 = BLANK (NO ANSWER).....	456	0.83
99 = LEGITIMATE SKIP	39256	71.03

Was your last treatment paid for by some other source besides those that have been listed?

Will the treatment you are currently receiving be paid for by some other source besides those that have been listed?

TXPYSOS¹ Len : 2 SOME OTHER SOURCE PAY FOR LAST/CURRENT TRMT

	Freq	Pct
1 = Yes	101	0.18
2 = No.....	782	1.41
4 = No LOG ASSN (free trmt specified)	3	0.01
5 = Yes, payment source not specified LOG ASSN.....	27	0.05
81 = NEVER USED ALCOHOL OR DRUGS Logically assigned	31	0.06
85 = BAD DATA Logically assigned.....	6	0.01
89 = LEGITIMATE SKIP Logically assigned.....	4	0.01
91 = NEVER USED ALCOHOL OR DRUGS.....	14504	26.24
94 = DON'T KNOW.....	23	0.04
97 = REFUSED	75	0.14
98 = BLANK (NO ANSWER).....	456	0.83
99 = LEGITIMATE SKIP	39256	71.03

TXPYSP2¹ Len : 2 OTHER PAY FOR LAST/CURRENT TRMT - SPECIFY

	Freq	Pct
1 = Private health insurance	6	0.01
3 = Medicaid	8	0.01
4 = Public assistance program other than Medicaid.....	3	0.01
5 = Own savings or earnings	4	0.01
6 = Family members	3	0.01
7 = Courts.....	7	0.01
9 = Employer	3	0.01
10 = Free.....	2	0.00
11 = Some other source.....	3	0.01
14 = School	14	0.03
15 = Treatment program/facility/provider.....	9	0.02
16 = Indian Health Service/BIA/Tribe	4	0.01
19 = Public assistance, welfare; otherwise unspecified.....	16	0.03
81 = NEVER USED ALCOHOL OR DRUGS Logically assigned	31	0.06
85 = BAD DATA Logically assigned.....	14	0.03
89 = LEGITIMATE SKIP Logically assigned.....	3	0.01
91 = NEVER USED ALCOHOL OR DRUGS.....	14504	26.24
94 = DON'T KNOW.....	7	0.01
97 = REFUSED	79	0.14
98 = BLANK (NO ANSWER).....	506	0.92
99 = LEGITIMATE SKIP	40042	72.45

SUBSTANCE TREATMENT

Was the last treatment you received free?

Is the treatment you are currently receiving free?

TXPYFRE¹ Len : 2 LAST/CURRENT TREATMENT WAS/IS FREE

	Freq	Pct
1 = Yes	55	0.10
2 = No.....	27	0.05
3 = Yes LOGICALLY ASSIGNED	2	0.00
81 = NEVER USED ALCOHOL OR DRUGS Logically assigned	31	0.06
91 = NEVER USED ALCOHOL OR DRUGS.....	14504	26.24
97 = REFUSED	70	0.13
98 = BLANK (NO ANSWER).....	487	0.88
99 = LEGITIMATE SKIP	40092	72.54

Were you enrolled in a treatment program for your alcohol or drug use on October 1, [CURRENT YEAR - 1]?

For this question, please include only treatment you received at a hospital, drug rehabilitation facility, or mental health center.

TXENROLL¹ Len : 2 ENROLLED IN TREATMENT PRGM ON OCT.1 [CURR YR - 1]

	Freq	Pct
1 = Yes	310	0.56
2 = No.....	2563	4.64
81 = NEVER USED ALCOHOL OR DRUGS Logically assigned	31	0.06
91 = NEVER USED ALCOHOL OR DRUGS.....	14504	26.24
94 = DON'T KNOW.....	25	0.05
97 = REFUSED	83	0.15
98 = BLANK (NO ANSWER).....	348	0.63
99 = LEGITIMATE SKIP (TXEVER=2).....	37404	67.68

Think about all the treatment or counseling you received for your [TXFILL1] during the past 12 months. Was detoxification the only [TXFILL1] treatment you received during the past 12 months?

TXYRDTXO¹ Len : 2 WAS DETOX THE ONLY TRMT RCVD PAST 12 MONTHS

	Freq	Pct
1 = Yes	133	0.24
2 = No.....	620	1.12
4 = No LOGICALLY ASSIGNED.....	177	0.32
81 = NEVER USED ALCOHOL OR DRUGS Logically assigned	31	0.06
91 = NEVER USED ALCOHOL OR DRUGS.....	14504	26.24
94 = DON'T KNOW.....	6	0.01
97 = REFUSED	78	0.14
98 = BLANK (NO ANSWER).....	459	0.83
99 = LEGITIMATE SKIP	39260	71.04

SUBSTANCE TREATMENT

NOTE: The variables TXALONEV, TXALONAG, TXDRONEV, TXDRONAG, TXALCDEV, TXALCDAG, TXDRGAEV, and TXDRGAAG pertain to respondents who were lifetime recipients of substance treatment but who had not received treatment in the past year. TXALONEV and TXALONAG pertain to respondents who were lifetime alcohol users but had not reported lifetime use of other drugs. TXDRONEV and TXDRONAG pertain to respondents who did not report lifetime use of alcohol but reported lifetime use of other drugs. TXALCDEV, TXALCDAG, TXDRGAEV, and TXDRGAAG pertain to respondents who were lifetime users of alcohol and other drugs.

NOTE: TXALONEV was assigned a value of 11 or 12 when respondents originally reported that they had not received treatment in the past 12 months but they were logically inferred to have received treatment in that period (TXYREVER=3). Respondents who themselves reported that they had gotten treatment in the past 12 months were asked a different set of questions. However, respondents who reported that they had ever received treatment for their use of alcohol but were logically inferred to have gotten treatment in the past 12 months cannot be inferred to have received alcohol treatment in that period (TXALONEV=11). TXALONEV was assigned a value of 22 when respondents were lifetime users of alcohol but had never used (or misused) marijuana, cocaine, heroin, hallucinogens, inhalants, prescription psychotherapeutics (pain relievers, tranquilizers, stimulants, or sedatives), and they reported that they had never received treatment for their use of alcohol.

Earlier you reported that at some time in your life you received treatment or counseling for your use of alcohol or any drug, not counting cigarettes. Have you ever received treatment for your alcohol use?

TXALONEV¹ Len : 2 EVER RCVD TMT FOR ALC USE (NO DRUG USE REPORTED)

	Freq	Pct
1 = Yes	101	0.18
11 = Yes (TXYREVER=3; see NOTE for TXALONEV)	3	0.01
12 = No (TXYREVER=3; see NOTE for TXALONEV)	8	0.01
22 = No (but only alcohol user; see NOTE for TXALONEV)	57	0.10
81 = NEVER USED ALCOHOL OR DRUGS Logically assigned	31	0.06
91 = NEVER USED ALCOHOL OR DRUGS	14504	26.24
97 = REFUSED	18	0.03
98 = BLANK (NO ANSWER)	327	0.59
99 = LEGITIMATE SKIP	40219	72.77

How old were you when you first received treatment for your alcohol use?

TXALONAG¹ Len : 3 AGE WHEN FIRST RCVD TRMT FOR ALC USE

	Freq	Pct
RANGE = 15 - 69	100	0.18
981 = NEVER USED ALCOHOL OR DRUGS Logically assigned	31	0.06
991 = NEVER USED ALCOHOL OR DRUGS	14504	26.24
994 = DON'T KNOW	2	0.00
997 = REFUSED	18	0.03
998 = BLANK (NO ANSWER)	386	0.70
999 = LEGITIMATE SKIP	40227	72.79

NOTE: TXDRONEV was assigned a value of 11 or 12 when respondents originally reported that they had not received treatment in the past 12 months but they were logically inferred to have received treatment in that period (TXYREVER=3). Respondents who themselves reported that they had gotten treatment in the past 12 months were asked a different set of questions. However, respondents who reported that they had ever received treatment for their use of drugs cannot be inferred to have received drug treatment in the past 12 months (TXDRONEV=11). TXDRONEV was assigned a value of 22 when respondents were lifetime users of drugs but had never used alcohol, and they reported that they had never received treatment for their use of drugs.

Earlier you reported that at some time in your life you received treatment or counseling for your use of alcohol or any drug, not counting cigarettes. Have you ever received treatment or counseling for your drug use?

TXDRONEV¹ Len : 2 EVER RCVD TMT FOR DRUG USE (NO ALC USE REPORTED)

	Freq	Pct
1 = Yes	15	0.03
11 = Yes (TXYREVER=3; see NOTE for TXDRONEV)	4	0.01
12 = No (TXYREVER=3; see NOTE for TXDRONEV)	5	0.01
22 = No (but only drug user; see NOTE for TXDRONEV)	10	0.02
81 = NEVER USED ALCOHOL OR DRUGS Logically assigned	31	0.06
91 = NEVER USED ALCOHOL OR DRUGS	14504	26.24
97 = REFUSED	12	0.02
98 = BLANK (NO ANSWER)	329	0.60
99 = LEGITIMATE SKIP	40358	73.02

SUBSTANCE TREATMENT

How old were you when you first received treatment or counseling for your drug use?

TXDRONAG¹	Len : 3	AGE WHEN FIRST RCVD TRMT/CNSLG FOR DRUG USE		
		RANGE = 14 - 53.....	Freq	Pct
		981 = NEVER USED ALCOHOL OR DRUGS Logically assigned	12	0.02
		991 = NEVER USED ALCOHOL OR DRUGS.....	31	0.06
		994 = DON'T KNOW.....	14504	26.24
		997 = REFUSED	1	0.00
		998 = BLANK (NO ANSWER).....	12	0.02
		999 = LEGITIMATE SKIP	345	0.62
			40363	73.03

NOTE: TXALCDEV and TXDRGAEV were assigned values of 11 or 12 when respondents originally reported that they had not received treatment in the past 12 months but they were logically inferred to have received treatment in that period (TXYREVER=3). Respondents who themselves reported that they had gotten treatment in the past 12 months were asked a different set of questions. Thus, for example, respondents who reported that they had ever received treatment for their use of alcohol cannot be inferred to have received alcohol treatment in the past 12 months (TXALCDEV=11). TXALCDEV and TXDRGAEV were assigned values of 22 when respondents were lifetime users of both alcohol and other drugs but they reported never receiving treatment for their alcohol use (in the question corresponding to TXALCDEV) or for their drug use (in the question corresponding to TXDRGAEV). Earlier you reported that at some time in your life you received treatment or counseling for your use of alcohol or any drug, not counting cigarettes. Have you ever received treatment or counseling for your alcohol use?

TXALCDEV¹	Len : 2	EVER RCVD TMT FOR ALCOHOL USE (ALSO USED DRUGS)		
		1 = Yes.....	Freq	Pct
		2 = No.....	1034	1.87
		11 = Yes (TXYREVER=3; see NOTE for TXALCDEV).....	519	0.94
		12 = No (TXYREVER=3; see NOTE for TXALCDEV).....	36	0.07
		22 = No (see NOTE for TXALCDEV)	26	0.05
		81 = NEVER USED ALCOHOL OR DRUGS Logically assigned	139	0.25
		91 = NEVER USED ALCOHOL OR DRUGS.....	31	0.06
		94 = DON'T KNOW.....	14504	26.24
		97 = REFUSED	1	0.00
		98 = BLANK (NO ANSWER).....	38	0.07
		99 = LEGITIMATE SKIP	345	0.62
			38595	69.83

How old were you when you first received treatment or counseling for your alcohol use?

TXALCDAG¹	Len : 3	AGE WHEN FIRST RCVD TRMT/CNSLG FOR ALC USE		
		RANGE = 4 - 70.....	Freq	Pct
		981 = NEVER USED ALCOHOL OR DRUGS Logically assigned	1031	1.87
		985 = BAD DATA Logically assigned	31	0.06
		991 = NEVER USED ALCOHOL OR DRUGS.....	2	0.00
		994 = DON'T KNOW.....	14504	26.24
		997 = REFUSED	12	0.02
		998 = BLANK (NO ANSWER).....	42	0.08
		999 = LEGITIMATE SKIP	506	0.92
			39140	70.82

Have you ever received treatment or counseling for your drug use?

TXDRGAEV¹	Len : 2	EVER RCVD TRMT FOR DRUG USE (ALSO USED ALCOHOL)		
		1 = Yes.....	Freq	Pct
		2 = No.....	898	1.62
		11 = Yes (TXYREVER=3; see NOTE for TXALCDEV).....	655	1.19
		12 = No (TXYREVER=3; see NOTE for TXALCDEV).....	41	0.07
		22 = No (see NOTE for TXALCDEV)	21	0.04
		81 = NEVER USED ALCOHOL OR DRUGS Logically assigned	139	0.25
		91 = NEVER USED ALCOHOL OR DRUGS.....	31	0.06
		94 = DON'T KNOW.....	14504	26.24
		97 = REFUSED	2	0.00
		98 = BLANK (NO ANSWER).....	37	0.07
		99 = LEGITIMATE SKIP	345	0.62
			38595	69.83

SUBSTANCE TREATMENT

How old were you when you first received treatment or counseling for your drug use?

TXDRGAAG¹	Len : 3	AGE WHEN FIRST RCVD TRMT/CNSLG FOR DRUG USE		
			Freq	Pct
		RANGE = 2 - 67.....	877	1.59
		981 = NEVER USED ALCOHOL OR DRUGS Logically assigned.....	31	0.06
		991 = NEVER USED ALCOHOL OR DRUGS.....	14504	26.24
		994 = DON'T KNOW.....	16	0.03
		997 = REFUSED.....	37	0.07
		998 = BLANK (NO ANSWER).....	532	0.96
		999 = LEGITIMATE SKIP.....	39271	71.06

NOTE: The variables TXYALAGE, TXYALDRG, TXYALDAG, TXYDRAGE, TXYDRALC, TXYDRAAG, TXYADAAG, and TXYADDAG pertain to respondents who received substance treatment in the past 12 months. TXYALAGE, TXYALDRG, and TXYALDAG pertain to respondents who reported that they received treatment only for alcohol in the past 12 months. TXYDRAGE, TXYDRALC, and TXYDRAAG pertain to respondents who reported that they received treatment only for other drugs in the past 12 months. TXYADAAG and TXYADDAG pertain to respondents who reported receiving treatment for both alcohol and other drugs in the past 12 months.

Earlier you reported that you received treatment or counseling for your use of alcohol during the past 12 months. How old were you when you first received treatment or counseling for your alcohol use?

TXYALAGE¹	Len : 3	AGE WHEN FIRST RCVD TRMT/CNSLG FOR ALC USE		
			Freq	Pct
		RANGE = 1 - 73.....	295	0.53
		981 = NEVER USED ALCOHOL OR DRUGS Logically assigned.....	31	0.06
		985 = BAD DATA Logically assigned.....	3	0.01
		991 = NEVER USED ALCOHOL OR DRUGS.....	14504	26.24
		994 = DON'T KNOW.....	6	0.01
		997 = REFUSED.....	71	0.13
		998 = BLANK (NO ANSWER).....	468	0.85
		999 = LEGITIMATE SKIP.....	39890	72.18

Have you ever received treatment or counseling for your use of any drug, not including cigarettes or alcohol?

TXYALDRG¹	Len : 2	EVER RCVD TRMT FOR DRUGS (ONLY PAST YR ALC TRMT)		
			Freq	Pct
		1 = Yes.....	34	0.06
		2 = No.....	209	0.38
		3 = Yes LOGICALLY ASSIGNED (TXYRADG=11).....	18	0.03
		81 = NEVER USED ALCOHOL OR DRUGS Logically assigned.....	31	0.06
		85 = BAD DATA Logically assigned.....	2	0.00
		91 = NEVER USED ALCOHOL OR DRUGS.....	14504	26.24
		94 = DON'T KNOW.....	1	0.00
		97 = REFUSED.....	67	0.12
		98 = BLANK (NO ANSWER).....	469	0.85
		99 = LEGITIMATE SKIP.....	39933	72.25

How old were you when you first received treatment or counseling for your drug use?

TXYALDAG¹	Len : 3	AGE WHEN FIRST RCVD TRMT/CNSLG FOR DRUG USE		
			Freq	Pct
		RANGE = 12 - 55.....	27	0.05
		981 = NEVER USED ALCOHOL OR DRUGS Logically assigned.....	31	0.06
		985 = BAD DATA Logically assigned.....	4	0.01
		991 = NEVER USED ALCOHOL OR DRUGS.....	14504	26.24
		994 = DON'T KNOW.....	1	0.00
		997 = REFUSED.....	68	0.12
		998 = BLANK (NO ANSWER).....	491	0.89
		999 = LEGITIMATE SKIP.....	40142	72.63

SUBSTANCE TREATMENT

Earlier you reported that you received treatment or counseling for your drug use during the past 12 months. How old were you when you first received treatment or counseling for your drug use?

TXYDRAGE¹ Len : 3 AGE WHEN FIRST RCVD TRMT/CNSLG FOR DRUG USE

	Freq	Pct
RANGE = 1 - 57.....	334	0.60
981 = NEVER USED ALCOHOL OR DRUGS Logically assigned.....	31	0.06
991 = NEVER USED ALCOHOL OR DRUGS.....	14504	26.24
994 = DON'T KNOW.....	3	0.01
997 = REFUSED.....	66	0.12
998 = BLANK (NO ANSWER).....	470	0.85
999 = LEGITIMATE SKIP.....	39860	72.12

Have you ever received treatment or counseling for your alcohol use?

TXYDRALC¹ Len : 2 EVER RCVD TMT FOR ALCOHOL (ONLY PAST YR DRUG TMT)

	Freq	Pct
1 = Yes.....	27	0.05
2 = No.....	277	0.50
3 = Yes LOGICALLY ASSIGNED (TXYRADG=12).....	19	0.03
81 = NEVER USED ALCOHOL OR DRUGS Logically assigned.....	31	0.06
91 = NEVER USED ALCOHOL OR DRUGS.....	14504	26.24
94 = DON'T KNOW.....	1	0.00
97 = REFUSED.....	66	0.12
98 = BLANK (NO ANSWER).....	470	0.85
99 = LEGITIMATE SKIP.....	39873	72.14

How old were you when you first received treatment or counseling for your alcohol use?

TXYDRAAG¹ Len : 3 AGE WHEN FIRST RCVD TRMT/CNSLG FOR ALC USE

	Freq	Pct
RANGE = 15 - 51.....	23	0.04
981 = NEVER USED ALCOHOL OR DRUGS Logically assigned.....	31	0.06
991 = NEVER USED ALCOHOL OR DRUGS.....	14504	26.24
997 = REFUSED.....	67	0.12
998 = BLANK (NO ANSWER).....	493	0.89
999 = LEGITIMATE SKIP.....	40150	72.65

Earlier, you reported that you received treatment or counseling for your drug and alcohol use during the past 12 months. How old were you when you first received treatment or counseling for your use of alcohol?

TXYADAAG¹ Len : 3 AGE WHEN FIRST RCVD TRMT/CNSLG FOR ALC USE

	Freq	Pct
RANGE = 1 - 60.....	211	0.38
981 = NEVER USED ALCOHOL OR DRUGS Logically assigned.....	31	0.06
985 = BAD DATA Logically assigned.....	1	0.00
991 = NEVER USED ALCOHOL OR DRUGS.....	14504	26.24
994 = DON'T KNOW.....	5	0.01
997 = REFUSED.....	71	0.13
998 = BLANK (NO ANSWER).....	604	1.09
999 = LEGITIMATE SKIP.....	39841	72.09

How old were you when you first received treatment or counseling for your drug use?

TXYADDAG¹ Len : 3 AGE WHEN FIRST RCVD TRMT/CNSLG FOR DRUG USE

	Freq	Pct
RANGE = 1 - 60.....	211	0.38
981 = NEVER USED ALCOHOL OR DRUGS Logically assigned.....	31	0.06
985 = BAD DATA Logically assigned.....	1	0.00
991 = NEVER USED ALCOHOL OR DRUGS.....	14504	26.24
994 = DON'T KNOW.....	4	0.01
997 = REFUSED.....	69	0.12
998 = BLANK (NO ANSWER).....	607	1.10
999 = LEGITIMATE SKIP.....	39841	72.09

SUBSTANCE TREATMENT

NOTE: TXFGALAG is a "flag" variable that indicates when the first receipt of alcohol treatment in TXALONAG, TXALCDAG, TXYALAGE, TXYDRAAG, or TXYADAAG is inconsistent with the first use of alcohol (from ALCTRY). When TXFGALAG=5, the respondent previously reported never using alcohol. However, the respondent subsequently reported an age for first receipt of alcohol treatment, based on some indication of alcohol treatment in TXYRADG.

TXFGALAG¹ Len : 2 CONSISTENCY OF ALC TX AGE WITH ALC AFU

	Freq	Pct
0 = 1st alc tx age consistent with alc AFU	1680	3.04
1 = 1st alc tx age differs from alc AFU by 1 yr	14	0.03
2 = 1st alc tx age differs from alc AFU by 2 yrs	7	0.01
4 = 1st alc tx age differs from alc AFU by >=5 yrs	36	0.07
5 = Never used alc in core but reported an alc tx age	7	0.01
81 = NEVER USED ALCOHOL OR DRUGS Logically assigned	31	0.06
91 = NEVER USED ALCOHOL OR DRUGS	14504	26.24
98 = UNKNOWN	751	1.36
99 = LEGITIMATE SKIP	38238	69.19

NOTE: TXFGDGAG is a "flag" variable that indicates when the first receipt of drug treatment in TXDRONAG, TXDRGAAG, TXYALDAG, TXYDRAGE, or TXYADDAG is inconsistent with the earliest reported first use of drugs. When TXFGDGAG=5, the respondent previously reported never using (or misusing) marijuana, cocaine, heroin, hallucinogens, inhalants, or prescription psychotherapeutics (pain relievers, tranquilizers, stimulants, or sedatives). However, the respondent subsequently reported an age for first receipt of drug treatment, based on some indication of drug treatment in TXYRADG.

TXFGDGAG¹ Len : 2 CONSISTENCY OF FIRST DRUG TX AGE WITH DRUG AFUS

	Freq	Pct
0 = 1st drug tx age consistent w/min drug AFU	1510	2.73
1 = 1st drug tx age differs from min drug AFU by 1 yr	9	0.02
2 = 1st drug tx age differs fr min drug AFU by 2 yrs	3	0.01
3 = 1st drug tx age differs fr min drug AFU by 3-4 yrs	2	0.00
4 = 1st drug tx age differs fr min drug AFU by >=5 yrs	18	0.03
5 = Never used drugs in core but reportd a drug tx age	7	0.01
81 = NEVER USED ALCOHOL OR DRUGS Logically assigned	31	0.06
91 = NEVER USED ALCOHOL OR DRUGS	14504	26.24
98 = UNKNOWN	715	1.29
99 = LEGITIMATE SKIP	38469	69.60

NOTE: TXFGADAG is a "flag" variable that indicates when an inconsistency exists between the first receipt of alcohol or drug treatment and the earliest reported first use of alcohol or drugs. If TXFGALAG=5 or TXFGDGAG=5, then TXFGADAG=5.

TXFGADAG¹ Len : 2 CONSISTENCY OF FIRST TX AGE WITH ALC/DRUG AFUS

	Freq	Pct
0 = 1st tx age consistent w/minimum AFU	2388	4.32
1 = 1st tx age differs from min AFU by 1 yr	23	0.04
2 = 1st tx age differs from min AFU by 2 yrs	10	0.02
3 = 1st tx age differs from min AFU by 3-4 yrs	2	0.00
4 = 1st tx age differs from min AFU by >=5 yrs	50	0.09
5 = Any lifetime nonuse with a related tx age	14	0.03
81 = NEVER USED ALCOHOL OR DRUGS Logically assigned	31	0.06
91 = NEVER USED ALCOHOL OR DRUGS	14504	26.24
98 = UNKNOWN	842	1.52
99 = LEGITIMATE SKIP	37404	67.68

The next question is about self-help groups. Some examples of self-help groups for alcohol or drug use are AA or Alcoholics Anonymous, NA or Narcotics Anonymous, CA or Cocaine Anonymous, and CMA or Crystal Meth Anonymous.

During the past 12 months, did you go to any self-help group meetings or 12-step programs to receive help for your own use of alcohol or any drug, not counting cigarettes?

TX12MSHG¹ Len : 2 WENT TO SELF-HELP GRP/12-STEP PGMS PAST 12 MOS

	Freq	Pct
1 = Yes	508	0.92
2 = No	39291	71.09
5 = Yes LOGICALLY ASSIGNED (from skip pattern)	478	0.86
81 = NEVER USED ALCOHOL OR DRUGS Logically assigned	31	0.06
85 = BAD DATA Logically assigned	2	0.00
91 = NEVER USED ALCOHOL OR DRUGS	14504	26.24
94 = DON'T KNOW	48	0.09
97 = REFUSED	80	0.14
98 = BLANK (NO ANSWER)	326	0.59

SUBSTANCE TREATMENT

Did you go to the self-help group because of your alcohol use only, your drug use only, or because of both alcohol and drug use?

TX12SGAD¹	Len : 2 WENT TO SELF-HELP GRP FOR ALC ONLY/DRUG ONLY/BOTH	Freq	Pct
	1 = Alcohol use only.....	220	0.40
	2 = Drug use only	125	0.23
	3 = Both alcohol and drug use	152	0.28
	11 = Alcohol use only LOGICALLY ASSIGNED (TXYRSGAD=1)	17	0.03
	12 = Drug use only LOGICALLY ASSIGNED (TXYRSGAD=2)	16	0.03
	13 = Both alcohol and drug use LOG ASSN (TXYRSGAD=3).....	136	0.25
	81 = NEVER USED ALCOHOL OR DRUGS Logically assigned	31	0.06
	91 = NEVER USED ALCOHOL OR DRUGS.....	14504	26.24
	94 = DON'T KNOW.....	7	0.01
	97 = REFUSED	84	0.15
	98 = BLANK (NO ANSWER).....	412	0.75
	99 = LEGITIMATE SKIP	39564	71.59

NOTE: TXSHGFLG compares the consistency of data in the self-help group variable TX12MSHG and the self-help group variable TXYRSHG. TXSHGFLG has a value of 1 when TX12MSHG was answered as "yes" but TXYRSHG indicates that respondents did not receive treatment in a self-help group, even though they reported that they received treatment in the past 12 months. TXSHGFLG has a value of 2 when TX12MSHG was answered as "yes" but TXYREVER or TXEVER indicated that respondents never received any treatment in the past 12 months or lifetime, respectively. TXSHGFLG has a value of 3 when TX12MSHG was not answered as "yes" but TXYRSHG indicates that respondents were logically inferred to have gotten treatment in a self-help group in the past 12 months. TXSHGFLG has a value of 4 when TX12MSHG was answered as "yes" but TXYRSHG was answered as "don't know" or "refused" or it was blank. Finally, TXSHGFLG has a value of 5 when TX12MSHG was answered as "don't know" or "refused" but TXYRSHG was answered as "no."

TXSHGFLG¹	Len : 2 CONSISTENCY FLAG BETWEEN TX12MSHG AND TXYRSHG	Freq	Pct
	1 = TX12MSHG=1 but TXYRSHG=2 (see note).....	40	0.07
	2 = TX12MSHG=1 but TXYREVER=2 or TXEVER=2 (see note).....	418	0.76
	3 = TX12MSHG NE 1 but TXYRSHG=3 or 5 (see note).....	27	0.05
	4 = TX12MSHG=1 but TXYRSHG=94, 97, or 98 (see note).....	37	0.07
	5 = TX12MSHG=94 or 97 but TXYRSHG=2 (see note).....	13	0.02
	81 = NEVER USED ALCOHOL OR DRUGS Logically assigned	31	0.06
	91 = NEVER USED ALCOHOL OR DRUGS.....	14504	26.24
	98 = BLANK (NO ANSWER).....	40198	72.73

RECODED SUBSTANCE TREATMENT

RECODED SUBSTANCE TREATMENT

NOTE: The variables in this section are recoded variables that were created from one or more of the variables from two of the preceding sections: Substance Treatment or Recoded Substance Dependence and Abuse.

NOTE: Certain source variables that were used to create recoded variables have valid values that might not have been reported or assigned for the current survey year. However, these values have been included in the general specifications in the codebook on how the recoded variables were created. See additional details about this issue in the Organization of the Data File section of this codebook introduction.

NOTE: The following 7 recoded variables contain information about receiving treatment at any location in lifetime or in the past year.

TXILALEV	Len : 1 RECEIVED TREATMENT FOR DRG OR ALC USE IN LIFETIME		
	0 = No/Unknown (Otherwise).....	Freq	Pct
	1 = Yes (TXEVER=1).....	52351	94.72
		2917	5.28

ALCTRMT	Len : 1 RCVD TRMT ANY LOC FOR ALC USE - PST YR		
	0 = No/Unknown (Otherwise).....	Freq	Pct
	1 = Yes (TXYRADG=1,3,4,6,11,12)	54638	98.86
		630	1.14

ILLTRMT	Len : 1 RCVD TRMT ANY LOC FOR ILL DRG USE - PST YR		
	0 = No/Unknown (Otherwise).....	Freq	Pct
	1 = Yes (TXYRADG=2,3,5,6,11,12)	54606	98.80
		662	1.20

A respondent was classified as receiving treatment at any location in the past year for alcohol use but not illicit drug use, TXALNOIL, if they received only alcohol use treatment at any location in the past year (TXYRADG=1). Respondents with unknown illicit drug use treatment (TXYRADG=4) or who reported receiving alcohol use treatment only but in later treatment questions indicated receiving illicit drug use treatment (TXYRADG=11) are not classified as receiving treatment for alcohol use only.

TXALNOIL	Len : 1 RCVD TRMT ANY LOC FOR ALC BUT NOT ILL - PST YR		
	0 = No/Unknown (Otherwise).....	Freq	Pct
	1 = Yes (TXYRADG=1).....	54994	99.50
		274	0.50

A respondent was classified as receiving treatment at any location in the past year for illicit drug use but not alcohol, TXILNOAL, if they received only illicit drug use treatment at any location in the past year (TXYRADG=2). Respondents with unknown alcohol use treatment (TXYRADG=5) or who reported receiving illicit drug use treatment only but in later treatment questions indicated receiving alcohol use treatment (TXYRADG=12) are not classified as receiving treatment for illicit drug use only.

TXILNOAL	Len : 1 RCVD TRMT ANY LOC FOR ILL DRG BUT NOT ALC - PST YR		
	0 = No/Unknown (Otherwise).....	Freq	Pct
	1 = Yes (TXYRADG=2).....	54961	99.44
		307	0.56

TXILLALC	Len : 1 RCVD TRMT ANY LOC FOR ILL DRG OR ALC - PST YR		
	0 = No/Unknown (Otherwise).....	Freq	Pct
	1 = Yes (TXYREVER=1,3).....	54210	98.09
		1058	1.91

RECODED SUBSTANCE TREATMENT

TXILANAL	Len : 1 RCVD TRMT ANY LOC FOR ILL DRG AND ALC - PST YR		
	0 = No/Unknown (Otherwise).....	Freq	Pct
	1 = Yes (TXYRADG=3,6,11,12).....	54915	99.36
		353	0.64
NOTE: The following 11 recoded variables contain respondent information about receiving last or current treatment for various substances.			
TXLTALC2	Len : 1 RECEIVED LAST/CURRENT TREATMENT FOR ALCOHOL		
	0 = No/Unknown (Otherwise).....	Freq	Pct
	1 = Yes (TXLTYALC=1,3,5).....	54707	98.98
		561	1.02
TXLTMJ2	Len : 1 RECEIVED LAST/CURRENT TREATMENT FOR MARIJUANA		
	0 = No/Unknown (Otherwise).....	Freq	Pct
	1 = Yes (TXLTYMJ=1,3).....	54913	99.36
		355	0.64
TXLTCOC2	Len : 1 RECEIVED LAST/CURRENT TREATMENT FOR COCAINE		
	0 = No/Unknown (Otherwise).....	Freq	Pct
	1 = Yes (TXLTYCOC=1,3).....	55124	99.74
		144	0.26
TXLTHER2	Len : 1 RECEIVED LAST/CURRENT TREATMENT FOR HEROIN		
	0 = No/Unknown (Otherwise).....	Freq	Pct
	1 = Yes (TXLTYHER=1,3).....	55150	99.79
		118	0.21
TXLTHAL2	Len : 1 RECEIVED LAST/CURRENT TREATMENT FOR HALLUCINOGENS		
	0 = No/Unknown (Otherwise).....	Freq	Pct
	1 = Yes (TXLTYHAL=1,3).....	55169	99.82
		99	0.18
TXLTINH2	Len : 1 RECEIVED LAST/CURRENT TREATMENT FOR INHALANTS		
	0 = No/Unknown (Otherwise).....	Freq	Pct
	1 = Yes (TXLTYINH=1,3).....	55218	99.91
		50	0.09
TXLTANL2	Len : 1 RECEIVED LAST/CURRENT TREATMENT FOR PAIN RELIEVERS		
	0 = No/Unknown (Otherwise).....	Freq	Pct
	1 = Yes (TXLTYANL=1,3).....	55016	99.54
		252	0.46
TXLTTRN2	Len : 1 RECEIVED LAST/CURRENT TREATMENT FOR TRANQUILIZERS		
	0 = No/Unknown (Otherwise).....	Freq	Pct
	1 = Yes (TXLTYTRN=1,3).....	55140	99.77
		128	0.23
TXLTSTM2	Len : 1 RECEIVED LAST/CURRENT TREATMENT FOR STIMULANTS		
	0 = No/Unknown (Otherwise).....	Freq	Pct
	1 = Yes (TXLTYSTM=1,3).....	55171	99.82
		97	0.18
TXLTSED2	Len : 1 RECEIVED LAST/CURRENT TREATMENT FOR SEDATIVES		
	0 = No/Unknown (Otherwise).....	Freq	Pct
	1 = Yes (TXLTYSED=1,3).....	55240	99.95
		28	0.05

RECORDED SUBSTANCE TREATMENT

The following variable, TXLTILL2, was created by examination of the receipt of last/current treatment of marijuana (TXLTMJ2), cocaine (TXLTCOC2), heroin (TXLTHER2), stimulants (TXLTSTM2), sedatives (TXLTSED2), pain relievers (TXLTANL2), hallucinogens (TXLTHAL2), inhalants (TXLTINH2), and tranquilizers (TXLTTRN2).

TXLTILL2	Len : 1 RECEIVED LAST/CURRENT TREATMENT FOR ILLICIT DRUGS		
		Freq	Pct
	0 = No/Unknown (Otherwise).....	54685	98.95
	1 = Yes (Any source variable=1).....	583	1.05

NOTE: The following 27 recoded variables contain payment information about respondent's last or current treatment.

TXPINS2	Len : 1 LAST/CURR ILL DRG/ALC TRT PAID FOR BY INSURANCE		
		Freq	Pct
	0 = No/Unknown (Otherwise).....	54924	99.38
	1 = Yes (TXPYINS=1,3).....	344	0.62

TXPCARE2	Len : 1 LAST/CURR ILL DRG/ALC TRT PAID FOR BY MEDICARE		
		Freq	Pct
	0 = No/Unknown (Otherwise).....	55045	99.60
	1 = Yes (TXPYCARE=1,3).....	223	0.40

TXPCAID2	Len : 1 LAST/CURR ILL DRG/ALC TRT PAID FOR BY MEDICAID		
		Freq	Pct
	0 = No/Unknown (Otherwise).....	55047	99.60
	1 = Yes (TXPYCAID=1,3).....	221	0.40

TXPPUBP2	Len : 1 LAST/CURR ILL DRG/ALC TRT PAID FOR BY PUBLIC ASST		
		Freq	Pct
	0 = No/Unknown (Otherwise).....	55061	99.63
	1 = Yes (TXPYPUBP=1,3).....	207	0.37

TXPSAVE2	Len : 1 LAST/CURR ILL DRG/ALC TRT PAID FOR BY OWN SAVINGS		
		Freq	Pct
	0 = No/Unknown (Otherwise).....	54833	99.21
	1 = Yes (TXPYSAVE=1,3).....	435	0.79

TXPFMLY2	Len : 1 LAST/CURR ILL DRG/ALC TRT PAID FOR BY FAM MEMBERS		
		Freq	Pct
	0 = No/Unknown (Otherwise).....	54987	99.49
	1 = Yes (TXPYFMLY=1,3).....	281	0.51

TXPCORT2	Len : 1 LAST/CURR ILL DRG/ALC TRT PAID FOR BY COURTS		
		Freq	Pct
	0 = No/Unknown (Otherwise).....	55163	99.81
	1 = Yes (TXPYCORT=1,3).....	105	0.19

TXPMILC2	Len : 1 LAST/CURR ILL DRG/ALC TRT PAID FOR BY MILT HLT CARE		
		Freq	Pct
	0 = No/Unknown (Otherwise).....	55231	99.93
	1 = Yes (TXPYMILC=1,3).....	37	0.07

TXPEMPL2	Len : 1 LAST/CURR ILL DRG/ALC TRT PAID FOR BY EMPLOYER		
		Freq	Pct
	0 = No/Unknown (Otherwise).....	55231	99.93
	1 = Yes (TXPYEMPL=1,3).....	37	0.07

ALCPINS	Len : 1 LAST/CURRENT ALC TREATMENT PAID FOR BY INSURANCE		
		Freq	Pct
	0 = No/Unknown (TXLTALC2=0 or TXPINS2=0).....	55086	99.67
	1 = Yes (TXLTALC2=1 and TXPINS2=1).....	182	0.33

RECORDED SUBSTANCE TREATMENT

ALPCARE	Len : 1 LAST/CURRENT ALC TREATMENT PAID FOR BY MEDICARE		
	0 = No/Unknown (TXLTALC2=0 or TXPCARE2=0).....	Freq	Pct
	1 = Yes (TXLTALC2=1 and TXPCARE2=1).....	55151	99.79
		117	0.21
ALPCPAID	Len : 1 LAST/CURRENT ALC TREATMENT PAID FOR BY MEDICAID		
	0 = No/Unknown (TXLTALC2=0 or TXPCPAID2=0).....	Freq	Pct
	1 = Yes (TXLTALC2=1 and TXPCPAID2=1).....	55157	99.80
		111	0.20
ALCPPUBP	Len : 1 LAST/CURRENT ALC TREATMENT PAID FOR BY PUBLIC ASST		
	0 = No/Unknown (TXLTALC2=0 or TXPPUBP2=0).....	Freq	Pct
	1 = Yes (TXLTALC2=1 and TXPPUBP2=1).....	55150	99.79
		118	0.21
ALCPSAVE	Len : 1 LAST/CURRENT ALC TREATMENT PAID FOR BY OWN SAVINGS		
	0 = No/Unknown (TXLTALC2=0 or TXPSAVE2=0).....	Freq	Pct
	1 = Yes (TXLTALC2=1 and TXPSAVE2=1).....	55004	99.52
		264	0.48
ALCPFMLY	Len : 1 LAST/CURRENT ALC TREATMENT PAID FOR BY FAM MEMBERS		
	0 = No/Unknown (TXLTALC2=0 or TXPFMLY2=0).....	Freq	Pct
	1 = Yes (TXLTALC2=1 and TXPFMLY2=1).....	55125	99.74
		143	0.26
ALPCCORT	Len : 1 LAST/CURRENT ALC TREATMENT PAID FOR BY COURTS		
	0 = No/Unknown (TXLTALC2=0 or TXPCORT2=0).....	Freq	Pct
	1 = Yes (TXLTALC2=1 and TXPCORT2=1).....	55195	99.87
		73	0.13
ALCPMILC	Len : 1 LAST/CURRENT ALC TRT PAID FOR BY MILT HLT CARE		
	0 = No/Unknown (TXLTALC2=0 or TXPMILC2=0).....	Freq	Pct
	1 = Yes (TXLTALC2=1 and TXPMILC2=1).....	55241	99.95
		27	0.05
ALCPEMPL	Len : 1 LAST/CURRENT ALC TREATMENT PAID FOR BY EMPLOYER		
	0 = No/Unknown (TXLTALC2=0 or TXPEMPL2=0).....	Freq	Pct
	1 = Yes (TXLTALC2=1 and TXPEMPL2=1).....	55246	99.96
		22	0.04
ILLPINS	Len : 1 LAST/CURRENT ILL DRUG TRT PAID FOR BY INSURANCE		
	0 = No/Unknown (TXLTILL2=0 or TXPINS2=0).....	Freq	Pct
	1 = Yes (TXLTILL2=1 and TXPINS2=1).....	55029	99.57
		239	0.43
ILLPCARE	Len : 1 LAST/CURRENT ILL DRUG TRT PAID FOR BY MEDICARE		
	0 = No/Unknown (TXLTILL2=0 or TXPCARE2=0).....	Freq	Pct
	1 = Yes (TXLTILL2=1 and TXPCARE2=1).....	55098	99.69
		170	0.31
ILLPCPAID	Len : 1 LAST/CURRENT ILL DRUG TRT PAID FOR BY MEDICAID		
	0 = No/Unknown (TXLTILL2=0 or TXPCPAID2=0).....	Freq	Pct
	1 = Yes (TXLTILL2=1 and TXPCPAID2=1).....	55104	99.70
		164	0.30
ILLPPUBP	Len : 1 LAST/CURRENT ILL DRUG TRT PAID FOR BY PUBLIC ASST		
	0 = No/Unknown (TXLTILL2=0 or TXPPUBP2=0).....	Freq	Pct
	1 = Yes (TXLTILL2=1 and TXPPUBP2=1).....	55113	99.72
		155	0.28

RECODED SUBSTANCE TREATMENT

ILLPSAVE	Len : 1 LAST/CURRENT ILL DRUG TRT PAID FOR BY OWN SAVINGS		
	0 = No/Unknown (TXLTILL2=0 or TXPSAVE2=0)	Freq	Pct
	1 = Yes (TXLTILL2=1 and TXPSAVE2=1)	55016	99.54
		252	0.46
ILLPFMLY	Len : 1 LAST/CURRENT ILL DRUG TRT PAID FOR BY FAM MEMBERS		
	0 = No/Unknown (TXLTILL2=0 or TXPFMLY2=0)	Freq	Pct
	1 = Yes (TXLTILL2=1 and TXPFMLY2=1)	55061	99.63
		207	0.37
ILLPCORT	Len : 1 LAST/CURRENT ILL DRUG TRT PAID FOR BY COURTS		
	0 = No/Unknown (TXLTILL2=0 or TXPCORT2=0)	Freq	Pct
	1 = Yes (TXLTILL2=1 and TXPCORT2=1)	55190	99.86
		78	0.14
ILLPMILC	Len : 1 LAST/CURRENT ILL DRUG TRT PAID FOR BY MILT HLTCARE		
	0 = No/Unknown (TXLTILL2=0 or TXPMILC2=0)	Freq	Pct
	1 = Yes (TXLTILL2=1 and TXPMILC2=1)	55244	99.96
		24	0.04
ILLPEMPL	Len : 1 LAST/CURRENT ILL DRUG TRT PAID FOR BY EMPLOYER		
	0 = No/Unknown (TXLTILL2=0 or TXPEMPL2=0)	Freq	Pct
	1 = Yes (TXLTILL2=1 and TXPEMPL2=1)	55248	99.96
		20	0.04

NOTE: The following 5 recoded variables contain information about receiving treatment at a specialty facility in the past year.

A respondent was classified as receiving treatment in the past year for alcohol use at a specialty facility, SPECTALC, that is a hospital (inpatient), a rehabilitation facility (in or outpatient), or at a mental health center if they met either of these conditions:

1. Reported receiving only alcohol treatment in the past year (TXYRADG=1, 4, 11) and that treatment was received at one of the four specialty facilities (TXYRHOSP=1, 3, 5 or TXYRRFIN=1, 3, 5 or TXYRRFOP=1, 3, 5 or TXYRMHC=1, 3, 5 or TXYROTS2=1, 2, 3, 4, 9, 45, 56, 64).
2. Reported receiving both illicit drug and alcohol treatment in the past year (TXYRADG=3, 6) and reported specifically receiving alcohol treatment at one of the four specialty facilities in the follow-up questions (TXYRHPAD=1, 3 or TXYRINAD=1, 3 or TXYRPOAD=1, 3 or TXYRMHAD=1, 3 or (TXYROTS2=1, 2, 3, 4, 9, 45, 56, 64 and TXYROTAD=1, 3)).

SPECTALC	Len : 1 RCVD TRMT AT SPEC FAC FOR ALC - PST YR		
	0 = No/Unknown (Otherwise)	Freq	Pct
	1 = Yes (See comment above)	54911	99.35
		357	0.65

A respondent was classified as receiving treatment in the past year for illicit drug use at a specialty facility, SPECTILL, that is a hospital (inpatient), a rehabilitation facility (in or outpatient), or a mental health center if they met either of these conditions:

1. Reported receiving only illicit drug treatment in the past year (TXYRADG=2, 5, 12) and that treatment was received at one of the four specialty facilities (TXYRHOSP=1, 3, 5 or TXYRRFIN=1, 3, 5 or TXYRRFOP=1, 3, 5 or TXYRMHC=1, 3, 5 or TXYROTS2=1, 2, 3, 4, 9, 45, 56, 64).
2. Reported receiving both illicit drug and alcohol treatment in the past year (TXYRADG=3, 6) and reported specifically receiving illicit drug treatment at one of the four specialty facilities in the follow-up questions (TXYRHPAD=2, 3 or TXYRINAD=2, 3 or TXYRPOAD=2, 3 or TXYRMHAD=2, 3 or (TXYROTS2=1, 2, 3, 4, 9, 45, 56, 64 and TXYROTAD=2, 3)).

SPECTILL	Len : 1 RCVD TRMT AT SPEC FAC FOR ILL DRG - PST YR		
	0 = No/Unknown (Otherwise)	Freq	Pct
	1 = Yes (See comment above)	54831	99.21
		437	0.79

RECODED SUBSTANCE TREATMENT

A respondent was classified as receiving treatment in the past year for alcohol use but not illicit drug use at a specialty facility, SPCALNIL, that is a hospital (inpatient), a rehabilitation facility (in or outpatient), or at a mental health center if they met one of the following conditions:

1. Reported receiving only alcohol treatment in the past year (TXYRADG=1) and that treatment was received at a specialty facility (TXYRHOSP=1, 3, 5 or TXYRRFIN=1, 3, 5 or TXYRRFOP=1, 3, 5 or TXYRMHC=1, 3, 5 or TXYROTS2=21, 22, 23, 24, 45, 46, 56, 64, 76, 81).
2. Reported receiving only alcohol treatment in the past year but also reported receiving treatment for illicit drug use during their last or current treatment (TXYRADG=11), the reported alcohol treatment was received at one of the four specialty facilities (TXYRHOSP=1, 3, 5 or TXYRRFIN=1, 3, 5 or TXYRRFOP=1, 3, 5 or TXYRMHC=1, 3, 5 or TXYROTS2=21, 22, 23, 24, 45, 46, 56, 64, 76, 81), and their last or current treatment was not at one of the four specialty facilities (LASTTXSP=0).
3. Reported receiving both illicit drug and alcohol treatment in the past year (TXYRADG=3, 6) and reported specifically receiving only alcohol treatment at one of the four specialty facilities in the follow-up questions (TXYRHPAD=1 or TXYRINAD=1 or TXYRPOAD=1 or TXYRMHAD=1 or (TXYROTAD=1 and TXYROTS2=21, 22, 23, 24, 45, 46, 56, 64, 76, 81)) but did not report specifically receiving illicit drug treatment or illicit drug and alcohol treatment at one of the four specialty facilities in the follow-up questions (TXYRHPAD NE 2, 3 or TXYRINAD NE 2, 3 or TXYRPOAD NE 2, 3 or TXYRMHAD NE 2, 3 or (TXYROTAD NE 2, 3 and TXYROTS2=21, 22, 23, 24, 45, 46, 56, 64, 76, 81) or TXYROTS2 NE 21, 22, 23, 24, 45, 46, 56, 64, 76, 81).

For the logically assigned levels of TXYRADG, the creation of this variable may be unclear; therefore, details for classifying respondents as not receiving alcohol only treatment at a specialty facility for these logically assigned levels are below:

1. Reported receiving alcohol treatment in the past year but illicit drug treatment status is unknown (TXYRADG=4) or reported receiving illicit drug treatment in the past year but alcohol treatment status is unknown (TXYRADG=5).
2. Reported receiving only illicit drug treatment in the past year but also reported receiving treatment for alcohol during their last or current treatment (TXYRADG=12).
3. Reported receiving only alcohol treatment in the past year but also reported receiving treatment for illicit drug use during their last or current treatment (TXYRADG=11) and the reported alcohol treatment was not at a specialty facility (TXYRHOSP=2, 94, 97, 98 and TXYRRFIN=2, 94, 97, 98 and TXYRRFOP=2, 94, 97, 98 and TXYRMHC=2, 94, 97, 98 and TXYROTS2 NE 21, 22, 23, 24, 45, 46, 56, 64, 76, 81).
4. Reported receiving only alcohol treatment in the past year but also reported receiving treatment for illicit drug use during their last or current treatment (TXYRADG=11) and their reported alcohol treatment was at a specialty facility (TXYRHOSP=1, 3, 5 or TXYRRFIN=1, 3, 5 or TXYRRFOP=1, 3, 5 or TXYRMHC=1, 3, 5 or TXYROTS2=21, 22, 23, 24, 45, 46, 56, 64, 76, 81) but their last or current treatment was at a specialty facility (LASTTXSP=1) and included treatment for illicit drug use.

SPCALNIL

Len : 1 RCVD TRMT AT SPEC FAC FOR ALC NOT ILL DRG - PST YR

	Freq	Pct
0 = No/Unknown (Otherwise).....	55099	99.69
1 = Yes (See comment above).....	169	0.31

RECORDED SUBSTANCE TREATMENT

A respondent was classified as receiving treatment in the past year for illicit drug use but not alcohol use at a specialty facility, SPCILNAL, that is a hospital (inpatient), a rehabilitation facility (in or outpatient), or at a mental health center if they met one of the following conditions:

1. Reported receiving only illicit drug treatment in the past year (TXYRADG=2) and that treatment was received at a specialty facility (TXYRHOSP=1, 3, 5 or TXYRRFIN=1, 3, 5 or TXYRRFOP=1, 3, 5 or TXYRMHC=1, 3, 5 or TXYROTS2=21, 22, 23, 24, 45, 46, 56, 64, 76, 81).
2. Reported receiving only illicit drug treatment in the past year but also reported receiving treatment for alcohol use during their last or current treatment (TXYRADG=12), the reported illicit drug treatment was received at one of the four specialty facilities (TXYRHOSP=1, 3, 5 or TXYRRFIN=1, 3, 5 or TXYRRFOP=1, 3, 5 or TXYRMHC=1, 3, 5 or TXYROTS2=21, 22, 23, 24, 45, 46, 56, 64, 76, 81), and their last or current treatment was not at one of the four specialty facilities (LASTTXSP=0).
3. Reported receiving both illicit drug and alcohol treatment in the past year (TXYRADG=3, 6) and reported specifically receiving only illicit drug treatment at one of the four specialty facilities in the follow-up questions (TXYRHPAD=2 or TXYRINAD=2 or TXYRPOAD=2 or TXYRMHAD=2 or (TXYROTAD=2 and TXYROTSP=21, 22, 23, 24, 45, 46, 56, 64, 76, 81)) but did not report specifically receiving alcohol treatment or illicit drug and alcohol treatment at one of the four specialty facilities in the follow-up questions (TXYRHPAD NE 1, 3 or TXYRINAD NE 1, 3 or TXYRPOAD NE 1, 3 or TXYRMHAD NE 1, 3 or (TXYROTAD NE 1, 3 and TXYROTS2=21, 22, 23, 24, 45, 46, 56, 64, 76, 81) or TXYROTS2 NE 21, 22, 23, 24, 45, 46, 56, 64, 76, 81).

For the logically assigned levels of TXYRADG, the creation of this variable may be unclear; therefore, details for classifying respondents as not receiving illicit drug only treatment at a specialty facility for these logically assigned levels are below:

1. Reported receiving alcohol treatment in the past year but illicit drug treatment status is unknown (TXYRADG=4) or reported receiving illicit drug treatment in the past year but alcohol treatment status is unknown (TXYRADG=5).
2. Reported receiving only alcohol treatment in the past year but also reported receiving treatment for illicit drugs during their last or current treatment (TXYRADG=11).
3. Reported receiving only illicit drug treatment in the past year but also reported receiving treatment for alcohol use during their last or current treatment (TXYRADG=12) and the reported illicit drug treatment was not at a specialty facility (TXYRHOSP=2, 94, 97, 98 and TXYRRFIN=2, 94, 97, 98 and TXYRRFOP=2, 94, 97, 98 and TXYRMHC=2, 94, 97, 98 and TXYROTS2 NE 21, 22, 23, 24, 45, 46, 56, 64, 76, 81).
4. Reported receiving only illicit drug treatment in the past year but also reported receiving treatment for alcohol use during their last or current treatment (TXYRADG=12) and their reported illicit drug treatment was at a specialty facility (TXYRHOSP=1, 3, 5 or TXYRRFIN=1, 3, 5 or TXYRRFOP=1, 3, 5 or TXYRMHC=1, 3, 5 or TXYROTS2=21, 22, 23, 24, 45, 46, 56, 64, 76, 81) but their last or current treatment was at a specialty facility (LASTTXSP=1) and included treatment for alcohol use.

SPCILNAL

Len : 1 RCVD TRMT AT SPEC FAC FOR ILL DRG NOT ALC - PST YR

	Freq	Pct
0 = No/Unknown (Otherwise).....	55019	99.55
1 = Yes (See comment above).....	249	0.45

RECODED SUBSTANCE TREATMENT

A respondent was classified as receiving treatment in the past year for illicit drug or alcohol use at a specialty facility, SPILLALC, if they reported receiving treatment for illicit drug or alcohol use in the past year (TXYREVER=1, 3) and treatment was received at either a hospital (inpatient), or rehabilitation facility (in or outpatient), or a mental health center (TXYRHOSP=1, 3, 5 or TXYRRFIN=1, 3, 5 or TXYRRFOP= 1, 3, 5 or TXYRMHC=1, 3, 5 or TXYROTS2=1, 2, 3, 4, 9, 45, 56, 54).

SPILLALC	Len : 1 RCVD TRMT AT SPEC FAC FOR ILL DRG OR ALC - PST YR		
	0 = No/Unknown (Otherwise).....	Freq	Pct
	1 = Yes (See comment above).....	54621	98.83
		647	1.17

SPILANAL	Len : 1 RCVD TRMT AT SPEC FAC FOR ILL DRG AND ALC - PST YR		
	0 = No/Unknown (Otherwise).....	Freq	Pct
	1 = Yes (SPECTILL=1 and SPECTALC=1).....	55101	99.70
		167	0.30

LASTTXSP	Len : 1 LAST/CURRENT TRMT AT SPECIALTY FACILITY - PST YR		
	0 = No/Unknown (Otherwise).....	Freq	Pct
	1 = Yes (TXLTMYN2=1-4,21,22,23,24,45,46,56,64,76,81).....	54804	99.16
		464	0.84

NOTE: The following 24 recoded variables contain information about where a respondent received treatment in the past year.

NOTE: The following 8 recoded variables contain information about where a respondent received alcohol treatment in the past year.

A respondent received treatment for alcohol use in the past year at the specified location if they met either of these conditions:

1. Received treatment in the past 12 months for both illicit drug and alcohol use (TXYRADG=3, 6) and reported a positive response to the specific treatment location (TXYRXXX=1, 3, 5) and reported receiving treatment at the specific location for alcohol use or both illicit drug and alcohol use (TXYRXXAD=1, 3).
2. Received treatment in the past 12 months for alcohol use only (TXYRADG=1, 4, 11) and reported a positive response to the specific treatment location (TXYRXXX=1, 3, 5).

ALCHOSP	Len : 1 RECEIVED ALC TRT AT A HOSPITAL IN PAST YR		
	0 = No/Unknown (Otherwise).....	Freq	Pct
	1 = Yes (See comment above).....	55163	99.81
		105	0.19

ALCRFIN	Len : 1 RECEIVED ALC TRT AT AN INP REHAB FAC IN PAST YR		
	0 = No/Unknown (Otherwise).....	Freq	Pct
	1 = Yes (See comment above ALCHOSP).....	55126	99.74
		142	0.26

ALCRFOP	Len : 1 RECEIVED ALC TRT AT AN OUTP REHAB FAC IN PAST YR		
	0 = No/Unknown (Otherwise).....	Freq	Pct
	1 = Yes (See comment above ALCHOSP).....	55053	99.61
		215	0.39

ALCMHC	Len : 1 RECEIVED ALC TRT AT A MNTL HLTH CNTR IN PAST YR		
	0 = No/Unknown (Otherwise).....	Freq	Pct
	1 = Yes (See comment above ALCHOSP).....	55120	99.73
		148	0.27

ALCTXER	Len : 1 RECEIVED ALC TRT AT AN EMERGENCY ROOM IN PAST YR		
	0 = No/Unknown (Otherwise).....	Freq	Pct
	1 = Yes (See comment above ALCHOSP).....	55201	99.88
		67	0.12

ALCDOC	Len : 1 RECEIVED ALC TRT AT A DOCTOR'S OFFICE IN PAST YR		
	0 = No/Unknown (Otherwise).....	Freq	Pct
	1 = Yes (See comment above ALCHOSP).....	55194	99.87
		74	0.13

RECODED SUBSTANCE TREATMENT

ALCJAIL	Len : 1 RECEIVED ALC TRT AT A PRISON/JAIL IN PAST YR		
	0 = No/Unknown (Otherwise).....	Freq	Pct
	1 = Yes (See comment above ALCHOSP).....	55196	99.87
		72	0.13

ALCSHG	Len : 1 RECEIVED ALC TRT AT A SELF-HELP GROUP IN PAST YR		
	0 = No/Unknown (Otherwise).....	Freq	Pct
	1 = Yes (See comment above ALCHOSP).....	54953	99.43
		315	0.57

NOTE: The following 8 recoded variables contain information about where a respondent received illicit drug treatment in the past year.

- A respondent received treatment for illicit drug use in the past year at the specified location if they met either of these conditions:
1. Received treatment in the past 12 months for both illicit drug and alcohol use (TXYRADG=3, 6) and reported a positive response to the specific treatment location (TXYRXXX=1, 3, 5) and reported receiving treatment at the specific location for illicit drug use or both illicit drug and alcohol use (TXYRXXAD=2, 3).
 2. Received treatment in the past 12 months for illicit drug use only (TXYRADG=2, 5, 12) and reported a positive response to the specific treatment location (TXYRXXX=1, 3, 5).

DRGHOSP	Len : 1 RCVD ILL DRUG TRT AT A HOSPITAL IN PAST YR		
	0 = No/Unknown (Otherwise).....	Freq	Pct
	1 = Yes (See comment above).....	55157	99.80
		111	0.20

DRGRFIN	Len : 1 RCVD ILL DRUG TRT AT AN INP REHAB FAC IN PAST YR		
	0 = No/Unknown (Otherwise).....	Freq	Pct
	1 = Yes (See comment above DRGHOSP).....	55088	99.67
		180	0.33

DRGRFOP	Len : 1 RCVD ILL DRUG TRT AT AN OUTP REHAB FAC IN PAST YR		
	0 = No/Unknown (Otherwise).....	Freq	Pct
	1 = Yes (See comment above DRGHOSP).....	54970	99.46
		298	0.54

DRGMHC	Len : 1 RCVD ILL DRUG TRT AT A MNTH HLTH CNTR IN PAST YR		
	0 = No/Unknown (Otherwise).....	Freq	Pct
	1 = Yes (See comment above DRGHOSP).....	55091	99.68
		177	0.32

DRGTXR	Len : 1 RCVD ILL DRUG TRT AT AN EMERGENCY ROOM IN PAST YR		
	0 = No/Unknown (Otherwise).....	Freq	Pct
	1 = Yes (See comment above DRGHOSP).....	55201	99.88
		67	0.12

DRGDOC	Len : 1 RCVD ILL DRUG TRT AT A DOCTOR'S OFFICE IN PAST YR		
	0 = No/Unknown (Otherwise).....	Freq	Pct
	1 = Yes (See comment above DRGHOSP).....	55150	99.79
		118	0.21

DRGJAIL	Len : 1 RCVD ILL DRUG TRT AT A PRISON/JAIL IN PAST YR		
	0 = No/Unknown (Otherwise).....	Freq	Pct
	1 = Yes (See comment above DRGHOSP).....	55199	99.88
		69	0.12

DRGSHG	Len : 1 RCVD ILL DRUG TRT AT A SELF-HELP GROUP IN PAST YR		
	0 = No/Unknown (Otherwise).....	Freq	Pct
	1 = Yes (See comment above DRGHOSP).....	54945	99.42
		323	0.58

RECORDED SUBSTANCE TREATMENT

NOTE: The following 8 recoded variables contain information about where a respondent received illicit drug or alcohol treatment in the past year.

LOCHOSP	Len : 1 RCVD ILL DRG/ALC TRT AT A HOSPITAL IN PAST YR		
	0 = No/Unknown (Otherwise).....	Freq	Pct
	1 = Yes (TXYRHOSP=1,3,5).....	55092	99.68
		176	0.32
LOCRFIN	Len : 1 RCVD ILL DRG/ALC TRT AT INP REHAB FAC IN PAST YR		
	0 = No/Unknown (Otherwise).....	Freq	Pct
	1 = Yes (TXYRRFIN=1,3,5).....	55010	99.53
		258	0.47
LOCRFOP	Len : 1 RCVD ILL DRG/ALC TRT AT OUTP REHAB FAC IN PAST YR		
	0 = No/Unknown (Otherwise).....	Freq	Pct
	1 = Yes (TXYRRFOP=1,3,5).....	54848	99.24
		420	0.76
LOCMHC	Len : 1 RCVD ILL DRG/ALC TRT AT MNTL HLTH CNTR IN PAST YR		
	0 = No/Unknown (Otherwise).....	Freq	Pct
	1 = Yes (TXYRMHC=1,3,5).....	54999	99.51
		269	0.49
LOCTXER	Len : 1 RCVD ILL DRG/ALC TRT AT AN ER IN PAST YR		
	0 = No/Unknown (Otherwise).....	Freq	Pct
	1 = Yes (TXYRTXER=1,3,5).....	55138	99.76
		130	0.24
LOCDOC	Len : 1 RCVD ILL DRG/ALC TRT AT A DR'S OFFICE IN PAST YR		
	0 = No/Unknown (Otherwise).....	Freq	Pct
	1 = Yes (TXYRDOC=1,3,5).....	55103	99.70
		165	0.30
LOCJAIL	Len : 1 RCVD ILL DRG/ALC TRT AT A PRISON/JAIL IN PAST YR		
	0 = No/Unknown (Otherwise).....	Freq	Pct
	1 = Yes (TXYRJAIL=1,3,5).....	55156	99.80
		112	0.20
LOCSHG	Len : 1 RCVD ILL DRG/ALC TRT AT SELF-HELP GROUP IN PAST YR		
	0 = No/Unknown (Otherwise).....	Freq	Pct
	1 = Yes (TXYRSHG=1,3,5).....	54750	99.06
		518	0.94

NOTE: The following 3 recoded variables contain information about a respondent's need for treatment in the past year.

A respondent was classified as needing treatment for alcohol use in the past year, TXNEDALC, if they met any one of the following 3 criteria:

1. Dependent on alcohol in the past year (DEPNALC=1).
2. Alcohol abuse in the past year (ABUSEALC=1).
3. Received treatment for alcohol use at a specialty facility in the past year including a hospital (inpatient), rehabilitation facility (in or outpatient), or mental health center (SPECTALC=1).

TXNEDALC	Len : 1 NEEDED TREATMENT FOR ALCOHOL USE - PST YR		
	0 = No/Unknown (Otherwise).....	Freq	Pct
	1 = Yes (See comment above).....	50472	91.32
		4796	8.68

RECODED SUBSTANCE TREATMENT

A respondent was classified as needing treatment for illicit drug use in the past year, ILLNEED, if they met any one of the following 3 criteria:

1. Dependent on any illicit drug in the past year (DEPNLILL=1).
2. Illicit drug abuse in the past year (ABUSEILL=1).
3. Received treatment for illicit drug use at a specialty facility in the past year including a hospital (inpatient), rehabilitation facility (in or outpatient), or mental health center (SPECTILL=1).

ILLNEED	Len : 1	NEEDED TREATMENT FOR ILLICIT DRUG USE - PST YR		
			Freq	Pct
		0 = No/Unknown (Otherwise).....	52497	94.99
		1 = Yes (See comment above).....	2771	5.01

A respondent was classified as needing treatment for illicit drug or alcohol use in the past year, TXNDILAL, if they met any one of the following 3 criteria:

1. Dependent on any illicit drug or alcohol in the past year (DPILLALC=1).
2. Illicit drug or alcohol abuse in the past year (ABILLALC=1).
3. Received treatment for illicit drug or alcohol use at a specialty facility in the past year including a hospital (inpatient), rehabilitation facility (in or outpatient), or mental health center (SPILLALC=1).

TXNDILAL	Len : 1	NEEDED TREATMENT FOR ILL DRG OR ALC USE - PST YR		
			Freq	Pct
		0 = No/Unknown (Otherwise).....	48835	88.36
		1 = Yes (See comment above).....	6433	11.64

NOTE: The following 3 recoded variables contain information about respondents feeling a need for treatment in the past year.

A respondent was classified as feeling a need for alcohol treatment in the past year, FLTNDALC, if they met either of these conditions:

1. Reported feeling a need for treatment for alcohol in the past year (NDTXNEDR=1, 11, 13 and NDTXALCR=1, 3, 11, 13).
2. Reported feeling a need for ADDITIONAL treatment for alcohol in the past year (NDTXMORE=1 and NDTMRALC=1).

FLTNDALC	Len : 1	FELT NEED FOR TRMT FOR ALCOHOL USE - PST YR		
			Freq	Pct
		1 = Yes (See comment above).....	180	0.33
		2 = No/Unknown (Otherwise).....	55088	99.67

A respondent was classified as feeling a need for illicit drug treatment in the past year, FLTNDILL, if they met either of these conditions:

1. Reported feeling a need for treatment for one or more illicit drugs in the past year, specifically including marijuana (NDTXNEDR=1, 11, 13 and NDTXMJR=1, 3, 11, 13), cocaine (NDTXNEDR=1, 11, 13 and NDTXCOCR=1, 3, 11, 13), heroin (NDTXNEDR=1, 11, 13 and NDTXHERR=1, 3, 11, 13), hallucinogens (NDTXNEDR=1, 11, 13 and NDTXHALR=1, 3, 11, 13), inhalants (NDTXNEDR=1, 11, 13 and NDTXINHR=1, 3, 11, 13), pain relievers (NDTXNEDR=1, 11, 13 and NDTXANLR=1, 3, 11, 13), tranquilizers (NDTXNEDR=1, 11, 13 and NDTXTRNR=1, 3, 11, 13), stimulants (NDTXNEDR=1, 11, 13 and NDTXSTMR=1, 3, 11, 13), sedatives (NDTXNEDR=1, 11, 13 and NDTXSEDR=1, 3, 11, 13), or some other drug (NDTXNEDR=1, 11, 13 and NDTXSODR=1, 3, 5, 11, 13).
2. Reported feeling a need for ADDITIONAL treatment for one or more illicit drugs in the past year, specifically including marijuana (NDTXMORE=1 and NDTMRMJ=1), cocaine (NDTXMORE=1 and NDTMRCOC=1), heroin (NDTXMORE=1 and NDTMRHER=1), hallucinogens (NDTXMORE=1 and NDTMRHAL=1), inhalants (NDTXMORE=1 and NDTMRINH=1), pain relievers (NDTXMORE=1 and NDTMRANL=1), tranquilizers (NDTXMORE=1 and NDTMRTRN=1), stimulants (NDTXMORE=1 and NDTMRSTM=1), sedatives (NDTXMORE=1 and NDTMRSED=1), or some other drug (NDTXMORE=1 and NDTMROTH=1).

FLTNDILL	Len : 1	FELT NEED FOR TRMT FOR ILLICIT DRUG USE - PST YR		
			Freq	Pct
		1 = Yes (See comment above).....	221	0.40
		2 = No/Unknown (Otherwise).....	55047	99.60

FLNDILAL	Len : 1	FELT NEED FOR TRMT FOR ILL DRG OR ALC USE - PST YR		
			Freq	Pct
		1 = Yes (NDTXNEDR=1,11,13 or NDTXMORE=1).....	342	0.62
		2 = No/Unknown (Otherwise).....	54926	99.38

RECODED SUBSTANCE TREATMENT

NOTE: The following 3 variables pertain to respondents feeling a need and making an effort to obtain treatment in the past year.

NOTE: A respondent was classified as feeling a need for substance use treatment and making an effort to get substance use treatment in the past year, NDEFXXX=1, if they felt a need for treatment for their substance use (FLTNDXXX=1) and if they met either of the following conditions:

1. Reported making an effort to get treatment (NDTXEFTR=1, 11).
2. Reported making an effort to get ADDITIONAL treatment (NDTMREFT=1).

A respondent was classified as feeling a need for and NOT making an effort to get substance use treatment in the past year, NDEFXXX=2, if they felt a need for treatment for their substance use (FLTNDXXX=1) and if they met either of the following conditions:

1. Reported NOT making an effort to get treatment (NDTXEFTR=2, 12, 99).
2. Reported NOT making an effort to get ADDITIONAL treatment (NDTMREFT=2, 98, 99).

NDEFALC	Len : 1 FELT NEED/MADE EFFORT FOR TRT FOR ALCOHOL USE	Freq	Pct
	1 = Felt Need/Made Effort (See comment above)	71	0.13
	2 = Felt Need/Made No Effort (See comment above)	109	0.20
	3 = Felt No Need for Alc Trmt/Unk (FLTNDALC=2).....	55088	99.67

NDEFIL	Len : 1 FELT NEED/MADE EFFORT FOR TRT FOR ILLICIT DRG USE	Freq	Pct
	1 = Felt Need/Made Effort (See comment above)	90	0.16
	2 = Felt Need/Made No Effort (See comment above)	131	0.24
	3 = Felt No Need for Ill Drg Trmt/Unk (FLTNDILL=2)	55047	99.60

A respondent was classified as feeling a need for illicit drug or alcohol treatment and making an effort to get illicit drug or alcohol treatment in the past year, NDEFIA=1, if they felt a need for treatment for their illicit drug or alcohol use (FLNDILAL=1) and if they met either of the following conditions:

1. Reported making an effort to get treatment (NDTXEFTR=1, 11).
2. Reported making an effort to get ADDITIONAL treatment (NDTMREFT=1).

A respondent was classified as feeling a need for and NOT making an effort to get illicit drug or alcohol treatment in the past year, NDEFIA=2, if they felt a need for treatment for their illicit drug or alcohol use (FLNDILAL=1) and if they met either of the following conditions:

1. Reported NOT making an effort to get treatment (NDTXEFTR=2, 12, 99).
2. Reported NOT making an effort to get ADDITIONAL treatment (NDTMREFT=2, 98, 99).

NDEFIA	Len : 1 FELT NEED/MADE EFFORT FOR TRT FOR ILL DRG OR ALC USE	Freq	Pct
	1 = Felt Need/Made Effort (See comment above)	136	0.25
	2 = Felt Need/Made No Effort (See comment above)	206	0.37
	3 = Felt No Need for Ill Drg/Alc Trmt/Unk (FLNDILAL=2)	54926	99.38

NOTE: The following 3 recoded variables define if a respondent needed treatment in the past year but did not receive treatment at a specialty facility (treatment gap).

The following variable, TXGAPALC, is defined as needing alcohol treatment in the past year, but not receiving alcohol treatment at a specialty facility. This treatment measure is referred to as a treatment gap.

TXGAPALC	Len : 1 NEEDED TRT FOR ALC USE, NOT RCVD TRT SPEC FAC-PY	Freq	Pct
	0 = No/Unknown (Otherwise)	50829	91.97
	1 = Yes (TXNEDALC=1 and SPECTALC=0).....	4439	8.03

The following variable, TXNOSPEC, is defined as needing illicit drug treatment in the past year, but not receiving illicit drug treatment at a specialty facility. This treatment measure is referred to as a treatment gap.

TXNOSPEC	Len : 1 NEEDED TRT FOR ILL DRG USE, NOT RCD TRT SPC FAC-PY	Freq	Pct
	0 = No/Unknown (Otherwise).....	52934	95.78
	1 = Yes (ILLNEED=1 and SPECTILL=0).....	2334	4.22

The following variable, TXGPILAL, is defined as needing illicit drug or alcohol treatment in the past year, but not receiving illicit drug or alcohol treatment at a specialty facility. This treatment measure is referred to as a treatment gap.

TXGPILAL	Len : 1 NEEDED TRT FOR DRG/ALC USE, NOT RCD TRT SP FAC-PY	Freq	Pct
	0 = No/Unknown (Otherwise).....	49482	89.53
	1 = Yes (TXNDILAL=1 and SPILLALC=0).....	5786	10.47

RECORDED SUBSTANCE TREATMENT

NOTE: The following 14 recoded variables contain respondent information about reasons for not receiving substance treatment in the past year or not receiving additional substance treatment in the past year.

TXRNNHCV	Len : 1 NO TRT/ADDL TRT PST YR B/C COULDNT AFFORD/NO INSUR		
	. = Felt No Need for Drg/Alc Trt Pst Yr (FLNDILAL=2)	Freq	Pct
	0 = No/Unknown (Otherwise)	54926	99.38
	1 = Yes (FLNDILAL=1 &(NDTXNHCV or NDMRNHCV=1,3,11,13))	232	0.42
		110	0.20
TXRNLMCV	Len : 1 NO TRT/ADDL TRT PST YR B/C INS DIDNT COVR TRT/COST		
	. = Felt No Need for Drg/Alc Trt Pst Yr (FLNDILAL=2)	Freq	Pct
	0 = No/Unknown (Otherwise)	54926	99.38
	1 = Yes (FLNDILAL=1 &(NDTXLMCV or NDMRLMCV=1,3,11,13))	318	0.58
		24	0.04
TXRNTSP	Len : 1 NO TRT/ADDL TRT PST YR B/C NO TRANSPORTATION		
	. = Felt No Need for Drg/Alc Trt Pst Yr (FLNDILAL=2)	Freq	Pct
	0 = No/Unknown (Otherwise)	54926	99.38
	1 = Yes (FLNDILAL=1 &(NDTXNTSP or NDMRNTSP=1,3,11,13))	319	0.58
		23	0.04
TXRNTYPE	Len : 1 NO TRT/ADDL TRT PST YR B/C NO PROGRAM HAD TYPE TRT		
	. = Felt No Need for Drg/Alc Trt Pst Yr (FLNDILAL=2)	Freq	Pct
	0 = No/Unknown (Otherwise)	54926	99.38
	1 = Yes (FLNDILAL=1 &(NDXTYPE or NDMRTYPE=1,3,11,13))	322	0.58
		20	0.04
TXRNNSTP	Len : 1 NO TRT/ADDL TRT PST YR B/C NOT READY TO STOP USE		
	. = Felt No Need for Drg/Alc Trt Pst Yr (FLNDILAL=2)	Freq	Pct
	0 = No/Unknown (Otherwise)	54926	99.38
	1 = Yes (FLNDILAL=1 &(NDTXREDY or NDMRREDY=1,3,11,13))	229	0.41
		113	0.20
TXRNOPEN	Len : 1 NO TRT/ADDL TRT PST YR B/C NO OPENINGS IN PROGRAM		
	. = Felt No Need for Drg/Alc Trt Pst Yr (FLNDILAL=2)	Freq	Pct
	0 = No/Unknown (Otherwise)	54926	99.38
	1 = Yes (FLNDILAL=1 &(NDTXOPEN or NDMROPEN=1,3,11,13))	331	0.60
		11	0.02
TXRNWHER	Len : 1 NO TRT/ADDL TRT PST YR B/C DIDNT KNOW WHERE TO GO		
	. = Felt No Need for Drg/Alc Trt Pst Yr (FLNDILAL=2)	Freq	Pct
	0 = No/Unknown (Otherwise)	54926	99.38
	1 = Yes (FLNDILAL=1 &(NDTXWHER or NDMRWHER=1,3,11,13))	312	0.56
		30	0.05
TXRNNBR	Len : 1 NO TRT/ADDL TRT PST YR B/C CAUSE NBR HAVE NEG OPIN		
	. = Felt No Need for Drg/Alc Trt Pst Yr (FLNDILAL=2)	Freq	Pct
	0 = No/Unknown (Otherwise)	54926	99.38
	1 = Yes (FLNDILAL=1 &(NDTXNBR or NDMRNBR=1,3,11,13))	314	0.57
		28	0.05
TXRNJOB	Len : 1 NO TRT/ADDL TRT PST YR B/C HAVE NEG EFFECT ON JOB		
	. = Felt No Need for Drg/Alc Trt Pst Yr (FLNDILAL=2)	Freq	Pct
	0 = No/Unknown (Otherwise)	54926	99.38
	1 = Yes (FLNDILAL=1 &(NDTXJOB or NDMRJOB=1,3,11,13))	311	0.56
		31	0.06
TXRNNOND	Len : 1 NO TRT/ADDL TRT PST YR B/C DIDNT FEEL NEED FOR TRT		
	. = Felt No Need for Drg/Alc Trt Pst Yr (FLNDILAL=2)	Freq	Pct
	0 = No/Unknown (Otherwise)	54926	99.38
	1 = Yes (FLNDILAL=1 &(NDTXNOND or NDMRNOND=1,3,11,13))	317	0.57
		25	0.05

RECORDED SUBSTANCE TREATMENT

TXRNHNDL	Len : 1 NO TRT/ADDL TRT PST YR B/C COULD HANDL PRB W/O TRT	Freq	Pct
	. = Felt No Need for Drg/Alc Trt Pst Yr (FLNDILAL=2)	54926	99.38
	0 = No/Unknown (Otherwise).....	316	0.57
	1 = Yes (FLNDILAL=1 &(NDTXHNDL or NDMRHNDL=1,3,11,13)).....	26	0.05
TXRNNHLP	Len : 1 NO TRT/ADDL TRT PST YR B/C DIDNT THINK WOULD HELP	Freq	Pct
	. = Felt No Need for Drg/Alc Trt Pst Yr (FLNDILAL=2)	54926	99.38
	0 = No/Unknown (Otherwise).....	332	0.60
	1 = Yes (FLNDILAL=1 &(NDTXNHLP or NDMRNHLP=1,3,11,13))	10	0.02
TXRNBUSY	Len : 1 NO TRT/ADDL TRT PST YR B/C DIDNT HAVE TIME	Freq	Pct
	. = Felt No Need for Drg/Alc Trt Pst Yr (FLNDILAL=2)	54926	99.38
	0 = No/Unknown (Otherwise).....	332	0.60
	1 = Yes (FLNDILAL=1 &(NDTXBUSY or NDMRBUSY=1,3,11,13)).....	10	0.02
TXRNFOUT	Len : 1 NO TRT/ADDL TRT PST YR B/C NOT WANT OTHRS TO KNOW	Freq	Pct
	. = Felt No Need for Drg/Alc Trt Pst Yr (FLNDILAL=2)	54926	99.38
	0 = No/Unknown (Otherwise).....	327	0.59
	1 = Yes (FLNDILAL=1 &(NDTXFOUT or NDMRFOUT=1,3,11,13)).....	15	0.03

PREGNANCY AND HEALTH CARE

PREGNANCY AND HEALTH CARE

The next questions are about your health and health care.

Are you currently pregnant?

PREGNANT	Len : 2 ARE YOU PREGNANT		
	1 = Yes	Freq	Pct
	2 = No.....	776	1.40
	94 = DON'T KNOW.....	22938	41.50
	97 = REFUSED	56	0.10
	98 = BLANK (NO ANSWER).....	15	0.03
	99 = LEGITIMATE SKIP	51	0.09
		31432	56.87

During the past 12 months, that is since DATEFILL, how many different times have you been treated in an emergency room for any reason?

NMERTMT2	Len : 3 # OF TIMES BEEN TREATED IN EMER ROOM PAST 12 MOS		
	RANGE = 0 - 30.....	Freq	Pct
	31 = 31 or more	53863	97.46
	985 = BAD DATA Logically assigned	13	0.02
	994 = DON'T KNOW.....	1	0.00
	997 = REFUSED	1110	2.01
	998 = BLANK (NO ANSWER).....	278	0.50
		3	0.01

During the past 12 months, have you stayed overnight or longer as an inpatient in a hospital?

INHOSPYR	Len : 2 STAYED OVERNIGHT AS INPNT IN HOSP PAST 12 MOS		
	1 = Yes	Freq	Pct
	2 = No.....	4524	8.19
	85 = BAD DATA Logically assigned	50564	91.49
	94 = DON'T KNOW.....	1	0.00
	97 = REFUSED	125	0.23
	98 = BLANK (NO ANSWER).....	51	0.09
		3	0.01

During the past 12 months, how many nights were you an inpatient in a hospital?

NMNGTHS2	Len : 3 # NIGHTS STAYED IN HOSPITAL OVERNIGHT OR LONGER		
	RANGE = 1 - 30.....	Freq	Pct
	31 = 31 or more	4369	7.91
	994 = DON'T KNOW.....	77	0.14
	997 = REFUSED	61	0.11
	998 = BLANK (NO ANSWER).....	68	0.12
	999 = LEGITIMATE SKIP	129	0.23
		50564	91.49

The following is a list of health conditions. Please read the list, and type in the numbers of any of these conditions that a doctor or other medical professional has ever told you that you had.

Please type in the numbers of any that apply.

LIFANXD	Len : 2 EVER HAD ANXIETY DISORDER		
	1 = Response entered	Freq	Pct
	6 = Response not entered.....	4464	8.08
	85 = BAD DATA Logically assigned	19742	35.72
	94 = DON'T KNOW.....	46	0.08
	97 = REFUSED	622	1.13
	98 = BLANK (NO ANSWER).....	430	0.78
	99 = LEGITIMATE SKIP (LIFNONE=95).....	4	0.01
		29960	54.21

PREGNANCY AND HEALTH CARE

LIFASMA	Len : 2 EVER HAD ASTHMA		
		Freq	Pct
	1 = Response entered	8039	14.55
	6 = Response not entered.....	16167	29.25
	85 = BAD DATA Logically assigned	47	0.09
	94 = DON'T KNOW.....	622	1.13
	97 = REFUSED	430	0.78
	98 = BLANK (NO ANSWER).....	3	0.01
	99 = LEGITIMATE SKIP (LIFNONE=95).....	29960	54.21
LIFBRONC	Len : 2 EVER HAD BRONCHITIS		
		Freq	Pct
	1 = Response entered	4666	8.44
	6 = Response not entered.....	19540	35.35
	85 = BAD DATA Logically assigned	46	0.08
	94 = DON'T KNOW.....	622	1.13
	97 = REFUSED	430	0.78
	98 = BLANK (NO ANSWER).....	4	0.01
	99 = LEGITIMATE SKIP (LIFNONE=95).....	29960	54.21
LIFCIRR	Len : 2 EVER HAD CIRRHOSIS OF THE LIVER		
		Freq	Pct
	1 = Response entered	72	0.13
	6 = Response not entered.....	24134	43.67
	85 = BAD DATA Logically assigned	46	0.08
	94 = DON'T KNOW.....	622	1.13
	97 = REFUSED	430	0.78
	98 = BLANK (NO ANSWER).....	4	0.01
	99 = LEGITIMATE SKIP (LIFNONE=95).....	29960	54.21
LIFDEPRS	Len : 2 EVER HAD DEPRESSION		
		Freq	Pct
	1 = Response entered	5930	10.73
	6 = Response not entered.....	18276	33.07
	85 = BAD DATA Logically assigned	46	0.08
	94 = DON'T KNOW.....	622	1.13
	97 = REFUSED	430	0.78
	98 = BLANK (NO ANSWER).....	4	0.01
	99 = LEGITIMATE SKIP (LIFNONE=95).....	29960	54.21
LIFDIAB	Len : 2 EVER HAD DIABETES		
		Freq	Pct
	1 = Response entered	1948	3.52
	6 = Response not entered.....	22258	40.27
	85 = BAD DATA Logically assigned	46	0.08
	94 = DON'T KNOW.....	622	1.13
	97 = REFUSED	430	0.78
	98 = BLANK (NO ANSWER).....	4	0.01
	99 = LEGITIMATE SKIP (LIFNONE=95).....	29960	54.21
LIFHARTD	Len : 2 EVER HAD HEART DISEASE		
		Freq	Pct
	1 = Response entered	1081	1.96
	6 = Response not entered.....	23125	41.84
	85 = BAD DATA Logically assigned	46	0.08
	94 = DON'T KNOW.....	622	1.13
	97 = REFUSED	430	0.78
	98 = BLANK (NO ANSWER).....	4	0.01
	99 = LEGITIMATE SKIP (LIFNONE=95).....	29960	54.21

PREGNANCY AND HEALTH CARE

LIFHEPAT	Len : 2 EVER HAD HEPATITIS		
		Freq	Pct
	1 = Response entered	300	0.54
	6 = Response not entered.....	23906	43.25
	85 = BAD DATA Logically assigned.....	46	0.08
	94 = DON'T KNOW.....	622	1.13
	97 = REFUSED	430	0.78
	98 = BLANK (NO ANSWER).....	4	0.01
	99 = LEGITIMATE SKIP (LIFNONE=95).....	29960	54.21
LIFHBP	Len : 2 EVER HAD HIGH BLOOD PRESSURE		
		Freq	Pct
	1 = Response entered	5440	9.84
	6 = Response not entered.....	18766	33.95
	85 = BAD DATA Logically assigned.....	46	0.08
	94 = DON'T KNOW.....	622	1.13
	97 = REFUSED	430	0.78
	98 = BLANK (NO ANSWER).....	4	0.01
	99 = LEGITIMATE SKIP (LIFNONE=95).....	29960	54.21
LIFHIV	Len : 2 EVER HAD HIV/AIDS		
		Freq	Pct
	1 = Response entered	60	0.11
	6 = Response not entered.....	24146	43.69
	85 = BAD DATA Logically assigned.....	46	0.08
	94 = DON'T KNOW.....	622	1.13
	97 = REFUSED	430	0.78
	98 = BLANK (NO ANSWER).....	4	0.01
	99 = LEGITIMATE SKIP (LIFNONE=95).....	29960	54.21
LIFLUNCA	Len : 2 EVER HAD LUNG CANCER		
		Freq	Pct
	1 = Response entered	65	0.12
	6 = Response not entered.....	24141	43.68
	85 = BAD DATA Logically assigned.....	46	0.08
	94 = DON'T KNOW.....	622	1.13
	97 = REFUSED	430	0.78
	98 = BLANK (NO ANSWER).....	4	0.01
	99 = LEGITIMATE SKIP (LIFNONE=95).....	29960	54.21
LIFPANCR	Len : 2 EVER HAD PANCREATITIS		
		Freq	Pct
	1 = Response entered	198	0.36
	6 = Response not entered.....	24008	43.44
	85 = BAD DATA Logically assigned.....	46	0.08
	94 = DON'T KNOW.....	622	1.13
	97 = REFUSED	430	0.78
	98 = BLANK (NO ANSWER).....	4	0.01
	99 = LEGITIMATE SKIP (LIFNONE=95).....	29960	54.21
LIFPNEU	Len : 2 EVER HAD PNEUMONIA		
		Freq	Pct
	1 = Response entered	2386	4.32
	6 = Response not entered.....	21820	39.48
	85 = BAD DATA Logically assigned.....	46	0.08
	94 = DON'T KNOW.....	622	1.13
	97 = REFUSED	430	0.78
	98 = BLANK (NO ANSWER).....	4	0.01
	99 = LEGITIMATE SKIP (LIFNONE=95).....	29960	54.21

PREGNANCY AND HEALTH CARE

LIFSTDS	Len : 2 EVER HAD SEXUALLY TRANSMITTED DISEASE	Freq	Pct
	1 = Response entered	1637	2.96
	6 = Response not entered.....	22569	40.84
	85 = BAD DATA Logically assigned.....	46	0.08
	94 = DON'T KNOW.....	622	1.13
	97 = REFUSED	430	0.78
	98 = BLANK (NO ANSWER).....	4	0.01
	99 = LEGITIMATE SKIP (LIFNONE=95).....	29960	54.21
LIFSINUS	Len : 2 EVER HAD SINUSITIS	Freq	Pct
	1 = Response entered	2823	5.11
	6 = Response not entered.....	21383	38.69
	85 = BAD DATA Logically assigned.....	46	0.08
	94 = DON'T KNOW.....	622	1.13
	97 = REFUSED	430	0.78
	98 = BLANK (NO ANSWER).....	4	0.01
	99 = LEGITIMATE SKIP (LIFNONE=95).....	29960	54.21
LIFSLPAP	Len : 2 EVER HAD SLEEP APNEA	Freq	Pct
	1 = Response entered	1508	2.73
	6 = Response not entered.....	22698	41.07
	85 = BAD DATA Logically assigned.....	46	0.08
	94 = DON'T KNOW.....	622	1.13
	97 = REFUSED	430	0.78
	98 = BLANK (NO ANSWER).....	4	0.01
	99 = LEGITIMATE SKIP (LIFNONE=95).....	29960	54.21
LIFSTROK	Len : 2 EVER HAD STROKE	Freq	Pct
	1 = Response entered	280	0.51
	6 = Response not entered.....	23926	43.29
	85 = BAD DATA Logically assigned.....	46	0.08
	94 = DON'T KNOW.....	622	1.13
	97 = REFUSED	430	0.78
	98 = BLANK (NO ANSWER).....	4	0.01
	99 = LEGITIMATE SKIP (LIFNONE=95).....	29960	54.21
LIFTINN	Len : 2 EVER HAD TINNITUS	Freq	Pct
	1 = Response entered	474	0.86
	6 = Response not entered.....	23732	42.94
	85 = BAD DATA Logically assigned.....	46	0.08
	94 = DON'T KNOW.....	622	1.13
	97 = REFUSED	430	0.78
	98 = BLANK (NO ANSWER).....	4	0.01
	99 = LEGITIMATE SKIP (LIFNONE=95).....	29960	54.21
LIFTUBRC	Len : 2 EVER HAD TUBERCULOSIS	Freq	Pct
	1 = Response entered	136	0.25
	6 = Response not entered.....	24070	43.55
	85 = BAD DATA Logically assigned.....	46	0.08
	94 = DON'T KNOW.....	622	1.13
	97 = REFUSED	430	0.78
	98 = BLANK (NO ANSWER).....	4	0.01
	99 = LEGITIMATE SKIP (LIFNONE=95).....	29960	54.21

PREGNANCY AND HEALTH CARE

LIFULCER Len : 2 EVER HAD ULCER OR ULCERS

	Freq	Pct
1 = Response entered	1112	2.01
6 = Response not entered.....	23094	41.79
85 = BAD DATA Logically assigned.....	46	0.08
94 = DON'T KNOW.....	622	1.13
97 = REFUSED	430	0.78
98 = BLANK (NO ANSWER).....	4	0.01
99 = LEGITIMATE SKIP (LIFNONE=95).....	29960	54.21

LIFNONE Len : 2 NONE OF THE ABOVE - NEVER HAD ANY OF THESE CONDITIONS

	Freq	Pct
85 = BAD DATA Logically assigned.....	46	0.08
94 = DON'T KNOW.....	622	1.13
95 = Response entered	29960	54.21
97 = REFUSED	430	0.78
98 = BLANK (NO ANSWER).....	4	0.01
99 = LEGITIMATE SKIP	24206	43.80

Which, if any, of these conditions did a doctor or other medical professional tell you that you had in the past 12 months?

YRANXD Len : 2 DR SAID R HAD ANXIETY DISORDER IN PAST YEAR

	Freq	Pct
1 = Response entered	3046	5.51
6 = Response not entered.....	571	1.03
85 = BAD DATA Logically assigned.....	46	0.08
89 = LEGITIMATE SKIP Logically assigned.....	115	0.21
94 = DON'T KNOW.....	640	1.16
97 = REFUSED	436	0.79
98 = BLANK (NO ANSWER).....	4	0.01
99 = LEGITIMATE SKIP	50410	91.21

YRASMA Len : 2 DR SAID R HAD ASTHMA IN PAST YEAR

	Freq	Pct
1 = Response entered	4314	7.81
6 = Response not entered.....	926	1.68
85 = BAD DATA Logically assigned.....	47	0.09
89 = LEGITIMATE SKIP Logically assigned.....	80	0.14
94 = DON'T KNOW.....	666	1.21
97 = REFUSED	445	0.81
98 = BLANK (NO ANSWER).....	3	0.01
99 = LEGITIMATE SKIP	48787	88.27

YRBRONC Len : 2 DR SAID R HAD BRONCHITIS IN PAST YEAR

	Freq	Pct
1 = Response entered	1792	3.24
6 = Response not entered.....	1085	1.96
85 = BAD DATA Logically assigned.....	46	0.08
89 = LEGITIMATE SKIP Logically assigned.....	117	0.21
94 = DON'T KNOW.....	638	1.15
97 = REFUSED	436	0.79
98 = BLANK (NO ANSWER).....	4	0.01
99 = LEGITIMATE SKIP	51150	92.55

YRCIRR Len : 2 DR SAID R HAD CIRRHOSIS OF THE LIVER IN PAST YR

	Freq	Pct
1 = Response entered	28	0.05
6 = Response not entered.....	25	0.05
85 = BAD DATA Logically assigned.....	46	0.08
89 = LEGITIMATE SKIP Logically assigned.....	137	0.25
94 = DON'T KNOW.....	623	1.13
97 = REFUSED	431	0.78
98 = BLANK (NO ANSWER).....	4	0.01
99 = LEGITIMATE SKIP	53974	97.66

PREGNANCY AND HEALTH CARE

YRDEPRS	Len : 2 DR SAID R HAD DEPRESSION IN PAST YEAR		
		Freq	Pct
	1 = Response entered	3719	6.73
	6 = Response not entered.....	856	1.55
	85 = BAD DATA Logically assigned.....	46	0.08
	89 = LEGITIMATE SKIP Logically assigned.....	106	0.19
	94 = DON'T KNOW.....	645	1.17
	97 = REFUSED	440	0.80
	98 = BLANK (NO ANSWER).....	4	0.01
	99 = LEGITIMATE SKIP	49452	89.48
YRDIAB	Len : 2 DR SAID R HAD DIABETES IN PAST YEAR		
		Freq	Pct
	1 = Response entered	1539	2.78
	6 = Response not entered.....	144	0.26
	85 = BAD DATA Logically assigned.....	46	0.08
	89 = LEGITIMATE SKIP Logically assigned.....	129	0.23
	94 = DON'T KNOW.....	630	1.14
	97 = REFUSED	432	0.78
	98 = BLANK (NO ANSWER).....	4	0.01
	99 = LEGITIMATE SKIP	52344	94.71
YRHARTD	Len : 2 DR SAID R HAD HEART DISEASE IN PAST YEAR		
		Freq	Pct
	1 = Response entered	742	1.34
	6 = Response not entered.....	139	0.25
	85 = BAD DATA Logically assigned.....	46	0.08
	89 = LEGITIMATE SKIP Logically assigned.....	133	0.24
	94 = DON'T KNOW.....	627	1.13
	97 = REFUSED	431	0.78
	98 = BLANK (NO ANSWER).....	4	0.01
	99 = LEGITIMATE SKIP	53146	96.16
YRHEPAT	Len : 2 DR SAID R HAD HEPATITIS IN PAST YEAR		
		Freq	Pct
	1 = Response entered	107	0.19
	6 = Response not entered.....	82	0.15
	85 = BAD DATA Logically assigned.....	46	0.08
	89 = LEGITIMATE SKIP Logically assigned.....	136	0.25
	94 = DON'T KNOW.....	623	1.13
	97 = REFUSED	432	0.78
	98 = BLANK (NO ANSWER).....	4	0.01
	99 = LEGITIMATE SKIP	53838	97.41
YRHBP	Len : 2 DR SAID R HAD HIGH BLOOD PRESSURE IN PAST YEAR		
		Freq	Pct
	1 = Response entered	4182	7.57
	6 = Response not entered.....	430	0.78
	85 = BAD DATA Logically assigned.....	46	0.08
	89 = LEGITIMATE SKIP Logically assigned.....	118	0.21
	94 = DON'T KNOW.....	638	1.15
	97 = REFUSED	435	0.79
	98 = BLANK (NO ANSWER).....	4	0.01
	99 = LEGITIMATE SKIP	49415	89.41
YRHIV	Len : 2 DR SAID R HAD HIV/AIDS IN PAST YEAR		
		Freq	Pct
	1 = Response entered	41	0.07
	6 = Response not entered.....	7	0.01
	85 = BAD DATA Logically assigned.....	46	0.08
	89 = LEGITIMATE SKIP Logically assigned.....	136	0.25
	94 = DON'T KNOW.....	624	1.13
	97 = REFUSED	431	0.78
	98 = BLANK (NO ANSWER).....	4	0.01
	99 = LEGITIMATE SKIP	53979	97.67

PREGNANCY AND HEALTH CARE

YRLUNCA	Len : 2 DR SAID R HAD LUNG CANCER IN PAST YEAR		
		Freq	Pct
	1 = Response entered	30	0.05
	6 = Response not entered.....	17	0.03
	85 = BAD DATA Logically assigned.....	46	0.08
	89 = LEGITIMATE SKIP Logically assigned.....	138	0.25
	94 = DON'T KNOW.....	623	1.13
	97 = REFUSED	430	0.78
	98 = BLANK (NO ANSWER).....	4	0.01
	99 = LEGITIMATE SKIP	53980	97.67
YRPANCR	Len : 2 DR SAID R HAD PANCREATITIS IN PAST YEAR		
		Freq	Pct
	1 = Response entered	73	0.13
	6 = Response not entered.....	53	0.10
	85 = BAD DATA Logically assigned.....	46	0.08
	89 = LEGITIMATE SKIP Logically assigned.....	138	0.25
	94 = DON'T KNOW.....	622	1.13
	97 = REFUSED	431	0.78
	98 = BLANK (NO ANSWER).....	4	0.01
	99 = LEGITIMATE SKIP	53901	97.53
YRPNEU	Len : 2 DR SAID R HAD PNEUMONIA IN PAST YEAR		
		Freq	Pct
	1 = Response entered	579	1.05
	6 = Response not entered.....	765	1.38
	85 = BAD DATA Logically assigned.....	46	0.08
	89 = LEGITIMATE SKIP Logically assigned.....	136	0.25
	94 = DON'T KNOW.....	625	1.13
	97 = REFUSED	430	0.78
	98 = BLANK (NO ANSWER).....	4	0.01
	99 = LEGITIMATE SKIP	52683	95.32
YRSTDS	Len : 2 DR SAID R HAD SEXUALLY TRANSMITTED DISEASE PST YR		
		Freq	Pct
	1 = Response entered	704	1.27
	6 = Response not entered.....	325	0.59
	85 = BAD DATA Logically assigned.....	46	0.08
	89 = LEGITIMATE SKIP Logically assigned.....	131	0.24
	94 = DON'T KNOW.....	625	1.13
	97 = REFUSED	435	0.79
	98 = BLANK (NO ANSWER).....	4	0.01
	99 = LEGITIMATE SKIP	52998	95.89
YRSINUS	Len : 2 DR SAID R HAD SINUSITIS IN PAST YEAR		
		Freq	Pct
	1 = Response entered	1456	2.63
	6 = Response not entered.....	634	1.15
	85 = BAD DATA Logically assigned.....	46	0.08
	89 = LEGITIMATE SKIP Logically assigned.....	133	0.24
	94 = DON'T KNOW.....	624	1.13
	97 = REFUSED	434	0.79
	98 = BLANK (NO ANSWER).....	4	0.01
	99 = LEGITIMATE SKIP	51937	93.97
YRSLPAP	Len : 2 DR SAID R HAD SLEEP APNEA IN PAST YEAR		
		Freq	Pct
	1 = Response entered	888	1.61
	6 = Response not entered.....	314	0.57
	85 = BAD DATA Logically assigned.....	46	0.08
	89 = LEGITIMATE SKIP Logically assigned.....	131	0.24
	94 = DON'T KNOW.....	625	1.13
	97 = REFUSED	435	0.79
	98 = BLANK (NO ANSWER).....	4	0.01
	99 = LEGITIMATE SKIP	52825	95.58

PREGNANCY AND HEALTH CARE

YRSTROK	Len : 2 DR SAID R HAD STROKE IN PAST YEAR	<table border="0"> <thead> <tr> <th></th> <th style="text-align: right;">Freq</th> <th style="text-align: right;">Pct</th> </tr> </thead> <tbody> <tr><td>1 = Response entered</td><td style="text-align: right;">87</td><td style="text-align: right;">0.16</td></tr> <tr><td>6 = Response not entered.....</td><td style="text-align: right;">107</td><td style="text-align: right;">0.19</td></tr> <tr><td>85 = BAD DATA Logically assigned.....</td><td style="text-align: right;">46</td><td style="text-align: right;">0.08</td></tr> <tr><td>89 = LEGITIMATE SKIP Logically assigned.....</td><td style="text-align: right;">138</td><td style="text-align: right;">0.25</td></tr> <tr><td>94 = DON'T KNOW.....</td><td style="text-align: right;">622</td><td style="text-align: right;">1.13</td></tr> <tr><td>97 = REFUSED</td><td style="text-align: right;">431</td><td style="text-align: right;">0.78</td></tr> <tr><td>98 = BLANK (NO ANSWER).....</td><td style="text-align: right;">4</td><td style="text-align: right;">0.01</td></tr> <tr><td>99 = LEGITIMATE SKIP</td><td style="text-align: right;">53833</td><td style="text-align: right;">97.40</td></tr> </tbody> </table>		Freq	Pct	1 = Response entered	87	0.16	6 = Response not entered.....	107	0.19	85 = BAD DATA Logically assigned.....	46	0.08	89 = LEGITIMATE SKIP Logically assigned.....	138	0.25	94 = DON'T KNOW.....	622	1.13	97 = REFUSED	431	0.78	98 = BLANK (NO ANSWER).....	4	0.01	99 = LEGITIMATE SKIP	53833	97.40
	Freq	Pct																											
1 = Response entered	87	0.16																											
6 = Response not entered.....	107	0.19																											
85 = BAD DATA Logically assigned.....	46	0.08																											
89 = LEGITIMATE SKIP Logically assigned.....	138	0.25																											
94 = DON'T KNOW.....	622	1.13																											
97 = REFUSED	431	0.78																											
98 = BLANK (NO ANSWER).....	4	0.01																											
99 = LEGITIMATE SKIP	53833	97.40																											
YRTINN	Len : 2 DR SAID R HAD TINNITUS IN PAST YEAR	<table border="0"> <thead> <tr> <th></th> <th style="text-align: right;">Freq</th> <th style="text-align: right;">Pct</th> </tr> </thead> <tbody> <tr><td>1 = Response entered</td><td style="text-align: right;">237</td><td style="text-align: right;">0.43</td></tr> <tr><td>6 = Response not entered.....</td><td style="text-align: right;">128</td><td style="text-align: right;">0.23</td></tr> <tr><td>85 = BAD DATA Logically assigned.....</td><td style="text-align: right;">46</td><td style="text-align: right;">0.08</td></tr> <tr><td>89 = LEGITIMATE SKIP Logically assigned.....</td><td style="text-align: right;">134</td><td style="text-align: right;">0.24</td></tr> <tr><td>94 = DON'T KNOW.....</td><td style="text-align: right;">627</td><td style="text-align: right;">1.13</td></tr> <tr><td>97 = REFUSED</td><td style="text-align: right;">430</td><td style="text-align: right;">0.78</td></tr> <tr><td>98 = BLANK (NO ANSWER).....</td><td style="text-align: right;">4</td><td style="text-align: right;">0.01</td></tr> <tr><td>99 = LEGITIMATE SKIP</td><td style="text-align: right;">53662</td><td style="text-align: right;">97.09</td></tr> </tbody> </table>		Freq	Pct	1 = Response entered	237	0.43	6 = Response not entered.....	128	0.23	85 = BAD DATA Logically assigned.....	46	0.08	89 = LEGITIMATE SKIP Logically assigned.....	134	0.24	94 = DON'T KNOW.....	627	1.13	97 = REFUSED	430	0.78	98 = BLANK (NO ANSWER).....	4	0.01	99 = LEGITIMATE SKIP	53662	97.09
	Freq	Pct																											
1 = Response entered	237	0.43																											
6 = Response not entered.....	128	0.23																											
85 = BAD DATA Logically assigned.....	46	0.08																											
89 = LEGITIMATE SKIP Logically assigned.....	134	0.24																											
94 = DON'T KNOW.....	627	1.13																											
97 = REFUSED	430	0.78																											
98 = BLANK (NO ANSWER).....	4	0.01																											
99 = LEGITIMATE SKIP	53662	97.09																											
YRTUBRC	Len : 2 DR SAID R HAD TUBERCULOSIS IN PAST YEAR	<table border="0"> <thead> <tr> <th></th> <th style="text-align: right;">Freq</th> <th style="text-align: right;">Pct</th> </tr> </thead> <tbody> <tr><td>1 = Response entered</td><td style="text-align: right;">45</td><td style="text-align: right;">0.08</td></tr> <tr><td>6 = Response not entered.....</td><td style="text-align: right;">28</td><td style="text-align: right;">0.05</td></tr> <tr><td>85 = BAD DATA Logically assigned.....</td><td style="text-align: right;">46</td><td style="text-align: right;">0.08</td></tr> <tr><td>89 = LEGITIMATE SKIP Logically assigned.....</td><td style="text-align: right;">139</td><td style="text-align: right;">0.25</td></tr> <tr><td>94 = DON'T KNOW.....</td><td style="text-align: right;">622</td><td style="text-align: right;">1.13</td></tr> <tr><td>97 = REFUSED</td><td style="text-align: right;">430</td><td style="text-align: right;">0.78</td></tr> <tr><td>98 = BLANK (NO ANSWER).....</td><td style="text-align: right;">4</td><td style="text-align: right;">0.01</td></tr> <tr><td>99 = LEGITIMATE SKIP</td><td style="text-align: right;">53954</td><td style="text-align: right;">97.62</td></tr> </tbody> </table>		Freq	Pct	1 = Response entered	45	0.08	6 = Response not entered.....	28	0.05	85 = BAD DATA Logically assigned.....	46	0.08	89 = LEGITIMATE SKIP Logically assigned.....	139	0.25	94 = DON'T KNOW.....	622	1.13	97 = REFUSED	430	0.78	98 = BLANK (NO ANSWER).....	4	0.01	99 = LEGITIMATE SKIP	53954	97.62
	Freq	Pct																											
1 = Response entered	45	0.08																											
6 = Response not entered.....	28	0.05																											
85 = BAD DATA Logically assigned.....	46	0.08																											
89 = LEGITIMATE SKIP Logically assigned.....	139	0.25																											
94 = DON'T KNOW.....	622	1.13																											
97 = REFUSED	430	0.78																											
98 = BLANK (NO ANSWER).....	4	0.01																											
99 = LEGITIMATE SKIP	53954	97.62																											
YRULCER	Len : 2 DR SAID R HAD ULCER OR ULCERS IN PAST YEAR	<table border="0"> <thead> <tr> <th></th> <th style="text-align: right;">Freq</th> <th style="text-align: right;">Pct</th> </tr> </thead> <tbody> <tr><td>1 = Response entered</td><td style="text-align: right;">462</td><td style="text-align: right;">0.84</td></tr> <tr><td>6 = Response not entered.....</td><td style="text-align: right;">313</td><td style="text-align: right;">0.57</td></tr> <tr><td>85 = BAD DATA Logically assigned.....</td><td style="text-align: right;">46</td><td style="text-align: right;">0.08</td></tr> <tr><td>89 = LEGITIMATE SKIP Logically assigned.....</td><td style="text-align: right;">133</td><td style="text-align: right;">0.24</td></tr> <tr><td>94 = DON'T KNOW.....</td><td style="text-align: right;">627</td><td style="text-align: right;">1.13</td></tr> <tr><td>97 = REFUSED</td><td style="text-align: right;">431</td><td style="text-align: right;">0.78</td></tr> <tr><td>98 = BLANK (NO ANSWER).....</td><td style="text-align: right;">4</td><td style="text-align: right;">0.01</td></tr> <tr><td>99 = LEGITIMATE SKIP</td><td style="text-align: right;">53252</td><td style="text-align: right;">96.35</td></tr> </tbody> </table>		Freq	Pct	1 = Response entered	462	0.84	6 = Response not entered.....	313	0.57	85 = BAD DATA Logically assigned.....	46	0.08	89 = LEGITIMATE SKIP Logically assigned.....	133	0.24	94 = DON'T KNOW.....	627	1.13	97 = REFUSED	431	0.78	98 = BLANK (NO ANSWER).....	4	0.01	99 = LEGITIMATE SKIP	53252	96.35
	Freq	Pct																											
1 = Response entered	462	0.84																											
6 = Response not entered.....	313	0.57																											
85 = BAD DATA Logically assigned.....	46	0.08																											
89 = LEGITIMATE SKIP Logically assigned.....	133	0.24																											
94 = DON'T KNOW.....	627	1.13																											
97 = REFUSED	431	0.78																											
98 = BLANK (NO ANSWER).....	4	0.01																											
99 = LEGITIMATE SKIP	53252	96.35																											
YRNONE	Len : 2 NONE OF THE ABOVE IN PAST YEAR	<table border="0"> <thead> <tr> <th></th> <th style="text-align: right;">Freq</th> <th style="text-align: right;">Pct</th> </tr> </thead> <tbody> <tr><td>85 = BAD DATA Logically assigned.....</td><td style="text-align: right;">46</td><td style="text-align: right;">0.08</td></tr> <tr><td>94 = DON'T KNOW.....</td><td style="text-align: right;">721</td><td style="text-align: right;">1.30</td></tr> <tr><td>95 = Response entered</td><td style="text-align: right;">7493</td><td style="text-align: right;">13.56</td></tr> <tr><td>97 = REFUSED</td><td style="text-align: right;">470</td><td style="text-align: right;">0.85</td></tr> <tr><td>98 = BLANK (NO ANSWER).....</td><td style="text-align: right;">4</td><td style="text-align: right;">0.01</td></tr> <tr><td>99 = LEGITIMATE SKIP</td><td style="text-align: right;">46534</td><td style="text-align: right;">84.20</td></tr> </tbody> </table>		Freq	Pct	85 = BAD DATA Logically assigned.....	46	0.08	94 = DON'T KNOW.....	721	1.30	95 = Response entered	7493	13.56	97 = REFUSED	470	0.85	98 = BLANK (NO ANSWER).....	4	0.01	99 = LEGITIMATE SKIP	46534	84.20						
	Freq	Pct																											
85 = BAD DATA Logically assigned.....	46	0.08																											
94 = DON'T KNOW.....	721	1.30																											
95 = Response entered	7493	13.56																											
97 = REFUSED	470	0.85																											
98 = BLANK (NO ANSWER).....	4	0.01																											
99 = LEGITIMATE SKIP	46534	84.20																											

RECODED PREGNANCY AND HEALTH CARE

RECODED PREGNANCY AND HEALTH CARE

NOTE: The variables in this section are recoded variables that were created from one or more of the edited variables from the preceding section.

NOTE: Certain source variables that were used to create recoded variables have valid values that might not have been reported or assigned for the current survey year. However, these values have been included in the general specifications in the codebook on how the recoded variables were created. See additional details about this issue in the Organization of the Data File section of this codebook introduction.

PREG	Len : 1 PREGNANT FEMALES AGED 12-44		
	0 = Otherwise	Freq	Pct
	1 = Pregnant Females Aged 12-44 (PREGNANT=1).....	54492	98.60
		776	1.40

PREG2	Len : 1 PREGNANCY STATUS OF FEMALES AGED 12-44		
	. = Unknown (Otherwise)	Freq	Pct
	1 = Pregnant (PREGNANT=1)	122	0.22
	2 = Not Pregnant (PREGNANT=2).....	776	1.40
	3 = Males/Females Not Aged 12-44 (PREGNANT=89,99).....	22938	41.50
		31432	56.87

TRIMEST	Len : 1 CURRENT TRIMESTER OF PREGNANCY-FEMALES AGED 12-44		
	. = Unknown	Freq	Pct
	1 = 1st 3 Months of Pregnancy	10	0.02
	2 = 2nd 3 Months of Pregnancy	234	0.42
	3 = Last 3 Months of Pregnancy	271	0.49
	4 = Males/Not Pregnant Females (PREG=0)	261	0.47
		54492	98.60

NOTE: The following 40 recoded variables contain information about whether a doctor or other medical professional had told the respondent that they had a specific health condition in their lifetime or in the past year.

ANXDLIF	Len : 1 HAD ANXIETY IN LIFETIME		
	. = Unknown (Otherwise)	Freq	Pct
	0 = No (LIFANXD=6,99).....	1102	1.99
	1 = Yes (LIFANXD=1).....	49702	89.93
		4464	8.08

ANXDYR	Len : 1 HAD ANXIETY IN PAST YEAR		
	. = Unknown (Otherwise)	Freq	Pct
	0 = No (YRANXD=6,89,99).....	1126	2.04
	1 = Yes (YRANXD=1)	51096	92.45
		3046	5.51

ASMALIF	Len : 1 HAD ASTHMA IN LIFETIME		
	. = Unknown (Otherwise)	Freq	Pct
	0 = No (LIFASMA=6,99)	1102	1.99
	1 = Yes (LIFASMA=1).....	46127	83.46
		8039	14.55

ASMAYR	Len : 1 HAD ASTHMA IN PAST YEAR		
	. = Unknown (Otherwise)	Freq	Pct
	0 = No (YRASMA=6,89,99).....	1161	2.10
	1 = Yes (YRASMA=1).....	49793	90.09
		4314	7.81

BRONCLIF	Len : 1 HAD BRONCHITIS IN LIFETIME		
	. = Unknown (Otherwise)	Freq	Pct
	0 = No (LIFBRONC=6,99).....	1102	1.99
	1 = Yes (LIFBRONC=1).....	49500	89.56
		4666	8.44

RECODED PREGNANCY AND HEALTH CARE

BRONCYR	Len : 1 HAD BRONCHITIS IN PAST YEAR		
	. = Unknown (Otherwise)	Freq	Pct
	0 = No (YRBRONC=6,89,99)	1124	2.03
	1 = Yes (YRBRONC=1)	52352	94.72
		1792	3.24

CIRRLIF	Len : 1 HAD CIRRHOSIS OF THE LIVER IN LIFETIME		
	. = Unknown (Otherwise)	Freq	Pct
	0 = No (LIFCIRR=6,99)	1102	1.99
	1 = Yes (LIFCIRR=1)	54094	97.88
		72	0.13

CIRRYR	Len : 1 HAD CIRRHOSIS OF THE LIVER IN PAST YEAR		
	. = Unknown (Otherwise)	Freq	Pct
	0 = No (YRCIRR=6,89,99)	1104	2.00
	1 = Yes (YRCIRR=1)	54136	97.95
		28	0.05

NOTE: The following 2 recoded variables contain information about whether the respondent was told by a doctor or other medical professional that they had depression and are not created from variables in either the Adult or Adolescent Depression sections.

DEPRSLIF	Len : 1 HAD DEPRESSION IN LIFETIME		
	. = Unknown (Otherwise)	Freq	Pct
	0 = No (LIFDEPRS=6,99)	1102	1.99
	1 = Yes (LIFDEPRS=1)	48236	87.28
		5930	10.73

DEPRSYR	Len : 1 HAD DEPRESSION IN PAST YEAR		
	. = Unknown (Otherwise)	Freq	Pct
	0 = No (YRDEPRS=6,89,99)	1135	2.05
	1 = Yes (YRDEPRS=1)	50414	91.22
		3719	6.73

DIABLIF	Len : 1 HAD DIABETES IN LIFETIME		
	. = Unknown (Otherwise)	Freq	Pct
	0 = No (LIFDIAB=6,99)	1102	1.99
	1 = Yes (LIFDIAB=1)	52218	94.48
		1948	3.52

DIABYR	Len : 1 HAD DIABETES IN PAST YEAR		
	. = Unknown (Otherwise)	Freq	Pct
	0 = No (YRDIAB=6,89,99)	1112	2.01
	1 = Yes (YRDIAB=1)	52617	95.20
		1539	2.78

HARTDLIF	Len : 1 HAD HEART DISEASE IN LIFETIME		
	. = Unknown (Otherwise)	Freq	Pct
	0 = No (LIFHARTD=6,99)	1102	1.99
	1 = Yes (LIFHARTD=1)	53085	96.05
		1081	1.96

HARTDYR	Len : 1 HAD HEART DISEASE IN PAST YEAR		
	. = Unknown (Otherwise)	Freq	Pct
	0 = No (YRHARTD=6,89,99)	1108	2.00
	1 = Yes (YRHARTD=1)	53418	96.65
		742	1.34

HEPATLIF	Len : 1 HAD HEPATITIS IN LIFETIME		
	. = Unknown (Otherwise)	Freq	Pct
	0 = No (LIFHEPAT=6,99)	1102	1.99
	1 = Yes (LIFHEPAT=1)	53866	97.46
		300	0.54

RECODED PREGNANCY AND HEALTH CARE

HEPATYR	Len : 1 HAD HEPATITIS IN PAST YEAR		
	. = Unknown (Otherwise)	Freq	Pct
	0 = No (YRHEPAT=6,89,99)	1105	2.00
	1 = Yes (YRHEPAT=1)	54056	97.81
		107	0.19
HBPLIF	Len : 1 HAD HIGH BLOOD PRESSURE IN LIFETIME		
	. = Unknown (Otherwise)	Freq	Pct
	0 = No (LIFHBP=6,99)	1102	1.99
	1 = Yes (LIFHBP=1)	48726	88.16
		5440	9.84
HBPYR	Len : 1 HAD HIGH BLOOD PRESSURE IN PAST YEAR		
	. = Unknown (Otherwise)	Freq	Pct
	0 = No (YRHBP=6,89,99)	1123	2.03
	1 = Yes (YRHBP=1)	49963	90.40
		4182	7.57
HIVLIF	Len : 1 HAD HIV/AIDS IN LIFETIME		
	. = Unknown (Otherwise)	Freq	Pct
	0 = No (LIFHIV=6,99)	1102	1.99
	1 = Yes (LIFHIV=1)	54106	97.90
		60	0.11
HIVYR	Len : 1 HAD HIV/AIDS IN PAST YEAR		
	. = Unknown (Otherwise)	Freq	Pct
	0 = No (YRHIV=6,89,99)	1105	2.00
	1 = Yes (YRHIV=1)	54122	97.93
		41	0.07
LUNCALIF	Len : 1 HAD LUNG CANCER IN LIFETIME		
	. = Unknown (Otherwise)	Freq	Pct
	0 = No (LIFLUNCA=6,99)	1102	1.99
	1 = Yes (LIFLUNCA=1)	54101	97.89
		65	0.12
LUNCA YR	Len : 1 HAD LUNG CANCER IN PAST YEAR		
	. = Unknown (Otherwise)	Freq	Pct
	0 = No (YRLUNCA=6,89,99)	1103	2.00
	1 = Yes (YRLUNCA=1)	54135	97.95
		30	0.05
PANCLIF	Len : 1 HAD PANCREATITIS IN LIFETIME		
	. = Unknown (Otherwise)	Freq	Pct
	0 = No (LIFPANCR=6,99)	1102	1.99
	1 = Yes (LIFPANCR=1)	53968	97.65
		198	0.36
PANCRYR	Len : 1 HAD PANCREATITIS IN PAST YEAR		
	. = Unknown (Otherwise)	Freq	Pct
	0 = No (YRPANCR=6,89,99)	1103	2.00
	1 = Yes (YRPANCR=1)	54092	97.87
		73	0.13
PNEULIF	Len : 1 HAD PNEUMONIA IN LIFETIME		
	. = Unknown (Otherwise)	Freq	Pct
	0 = No (LIFPNEU=6,99)	1102	1.99
	1 = Yes (LIFPNEU=1)	51780	93.69
		2386	4.32

RECODED PREGNANCY AND HEALTH CARE

PNEUYR	Len : 1 HAD PNEUMONIA IN PAST YEAR		
	. = Unknown (Otherwise)	Freq	Pct
	0 = No (YRPNEU=6,89,99).....	1105	2.00
	1 = Yes (YRPNEU=1)	53584	96.95
		579	1.05

NOTE: The following 2 recoded variables contain information about whether the respondent was told by a doctor or other medical professional they had a Sexually Transmitted Disease (STD). STD includes chlamydia, gonorrhea, herpes, and syphilis.

STDSLIF	Len : 1 HAD SEXUALLY TRANSMITTED DISEASE IN LIFETIME		
	. = Unknown (Otherwise)	Freq	Pct
	0 = No (LIFSTDS=6,99).....	1102	1.99
	1 = Yes (LIFSTDS=1)	52529	95.04
		1637	2.96

STDSYR	Len : 1 HAD SEXUALLY TRANSMITTED DISEASE IN PAST YEAR		
	. = Unknown (Otherwise)	Freq	Pct
	0 = No (YRSTDS=6,89,99)	1110	2.01
	1 = Yes (YRSTDS=1).....	53454	96.72
		704	1.27

SINUSLIF	Len : 1 HAD SINUSITIS IN LIFETIME		
	. = Unknown (Otherwise)	Freq	Pct
	0 = No (LIFSINUS=6,99).....	1102	1.99
	1 = Yes (LIFSINUS=1).....	51343	92.90
		2823	5.11

SINUSYR	Len : 1 HAD SINUSITIS IN PAST YEAR		
	. = Unknown (Otherwise)	Freq	Pct
	0 = No (YRSINUS=6,89,99).....	1108	2.00
	1 = Yes (YRSINUS=1)	52704	95.36
		1456	2.63

SLPAPLIF	Len : 1 HAD SLEEP APNEA IN LIFETIME		
	. = Unknown (Otherwise)	Freq	Pct
	0 = No (LIFSLPAP=6,99).....	1102	1.99
	1 = Yes (LIFSLPAP=1)	52658	95.28
		1508	2.73

SLPAPYR	Len : 1 HAD SLEEP APNEA IN PAST YEAR		
	. = Unknown (Otherwise)	Freq	Pct
	0 = No (YRSLPAP=6,89,99)	1110	2.01
	1 = Yes (YRSLPAP=1).....	53270	96.38
		888	1.61

STROKLIF	Len : 1 HAD STROKE IN LIFETIME		
	. = Unknown (Otherwise)	Freq	Pct
	0 = No (LIFSTROK=6,99)	1102	1.99
	1 = Yes (LIFSTROK=1).....	53886	97.50
		280	0.51

STROKYR	Len : 1 HAD STROKE IN PAST YEAR		
	. = Unknown (Otherwise)	Freq	Pct
	0 = No (YRSTROK=6,89,99).....	1103	2.00
	1 = Yes (YRSTROK=1).....	54078	97.85
		87	0.16

TINNLI	Len : 1 HAD TINNITUS IN LIFETIME		
	. = Unknown (Otherwise)	Freq	Pct
	0 = No (LIFTINN=6,99)	1102	1.99
	1 = Yes (LIFTINN=1)	53692	97.15
		474	0.86

RECODED PREGNANCY AND HEALTH CARE

TINNYR	Len : 1 HAD TINNITUS IN PAST YEAR		
	. = Unknown (Otherwise)	Freq	Pct
	0 = No (YRTINN=6,89,99)	1107	2.00
	1 = Yes (YRTINN=1).....	53924	97.57
		237	0.43
TUBRCLIF	Len : 1 HAD TUBERCULOSIS IN LIFETIME		
	. = Unknown (Otherwise)	Freq	Pct
	0 = No (LIFTUBRC=6,99)	1102	1.99
	1 = Yes (LIFTUBRC=1).....	54030	97.76
		136	0.25
TUBRCYR	Len : 1 HAD TUBERCULOSIS IN PAST YEAR		
	. = Unknown (Otherwise)	Freq	Pct
	0 = No (YRTUBRC=6,89,99).....	1102	1.99
	1 = Yes (YRTUBRC=1).....	54121	97.92
		45	0.08
ULCERLIF	Len : 1 HAD ULCER(S) IN LIFETIME		
	. = Unknown (Otherwise)	Freq	Pct
	0 = No (LIFULCER=6,99)	1102	1.99
	1 = Yes (LIFULCER=1).....	53054	95.99
		1112	2.01
ULCERYR	Len : 1 HAD ULCER(S) IN PAST YEAR		
	. = Unknown (Otherwise)	Freq	Pct
	0 = No (YRULCER=6,89,99).....	1108	2.00
	1 = Yes (YRULCER=1).....	53698	97.16
		462	0.84

ADULT MENTAL HEALTH TREATMENT

ADULT MENTAL HEALTH TREATMENT

The values in the section may be inconsistent with values from the core section(s). Items in this section were edited when respondents legitimately skipped out of these items based on prior answers in the core section(s). Otherwise, non-core items generally were not edited to make them consistent with core items, and core items were not edited to make them consistent with non-core items. This note applies to variables in this section marked by a¹.

These next questions are about treatment and counseling for problems with emotions, nerves or mental health. Please do not include treatment for alcohol or drug use.

NOTE: This variable incorporates the value from a probe question that was asked when the respondent answered REFUSED to this question.

During the past 12 months, have you stayed overnight or longer in a hospital or other facility to receive treatment or counseling for any problem you were having with your emotions, nerves, or mental health? Please do not include treatment for alcohol or drug use.

AUINPYR¹	Len : 2 STAY OVNT IN HOSP FOR MH TRMT PST 12 MOS		
		Freq	Pct
	1 = Yes	385	0.70
	2 = No.....	37430	67.72
	94 = DON'T KNOW.....	16	0.03
	97 = REFUSED	34	0.06
	98 = BLANK (NO ANSWER).....	4	0.01
	99 = LEGITIMATE SKIP	17399	31.48

Where did you stay overnight or longer to receive mental health treatment or counseling during the past 12 months?

AUINPSYH¹	Len : 2 MH TRMT IN PRIV/PUB PSYCH HOSP PST 12 MOS		
		Freq	Pct
	1 = Response entered	91	0.16
	6 = Response not entered.....	275	0.50
	94 = DON'T KNOW.....	12	0.02
	97 = REFUSED	41	0.07
	98 = BLANK (NO ANSWER).....	20	0.04
	99 = LEGITIMATE SKIP	54829	99.21

AUINPGEN¹	Len : 2 MH TRMT IN PSYCH UNIT OF GEN HOSP PST 12 MOS		
		Freq	Pct
	1 = Response entered	116	0.21
	6 = Response not entered.....	250	0.45
	94 = DON'T KNOW.....	12	0.02
	97 = REFUSED	41	0.07
	98 = BLANK (NO ANSWER).....	20	0.04
	99 = LEGITIMATE SKIP	54829	99.21

AUINMEDU¹	Len : 2 MH TRMT IN MED UNIT OF GEN HOSP PST 12 MOS		
		Freq	Pct
	1 = Response entered	93	0.17
	6 = Response not entered.....	273	0.49
	94 = DON'T KNOW.....	12	0.02
	97 = REFUSED	41	0.07
	98 = BLANK (NO ANSWER).....	20	0.04
	99 = LEGITIMATE SKIP	54829	99.21

AUINAHSP¹	Len : 2 MH TRMT IN ANOTHER TYPE HOSP PST 12 MOS		
		Freq	Pct
	1 = Response entered	35	0.06
	6 = Response not entered.....	331	0.60
	94 = DON'T KNOW.....	12	0.02
	97 = REFUSED	41	0.07
	98 = BLANK (NO ANSWER).....	20	0.04
	99 = LEGITIMATE SKIP	54829	99.21

ADULT MENTAL HEALTH TREATMENT

AUINRESD¹ Len : 2 MH TRMT IN RESID TRMT CENTER PST 12 MOS

	Freq	Pct
1 = Response entered	27	0.05
6 = Response not entered.....	339	0.61
94 = DON'T KNOW	12	0.02
97 = REFUSED	41	0.07
98 = BLANK (NO ANSWER).....	20	0.04
99 = LEGITIMATE SKIP	54829	99.21

AUINSFAC¹ Len : 2 MH TRMT IN SOME OTHER FACIL PST 12 MOS

	Freq	Pct
1 = Response entered	30	0.05
6 = Response not entered.....	336	0.61
94 = DON'T KNOW	12	0.02
97 = REFUSED	41	0.07
98 = BLANK (NO ANSWER).....	20	0.04
99 = LEGITIMATE SKIP	54829	99.21

During the past 12 months, how many nights did you spend in a private or public psychiatric hospital for mental health care?

AUNMPSY2¹ Len : 3 # NIGHTS IN PRIV/PUB PSYCH HOSP PST 12 MOS

	Freq	Pct
RANGE = 1 - 30.....	83	0.15
31 = 31 or more	5	0.01
994 = DON'T KNOW.....	1	0.00
997 = REFUSED	43	0.08
998 = BLANK (NO ANSWER).....	32	0.06
999 = LEGITIMATE SKIP	55104	99.70

During the past 12 months, how many nights did you spend in the psychiatric unit of a general hospital for mental health care?

AUNMPGE2¹ Len : 3 # NIGHTS IN PSYCH UNIT OF GEN HOSP PST 12 MOS

	Freq	Pct
RANGE = 1 - 30.....	113	0.20
31 = 31 or more	1	0.00
994 = DON'T KNOW.....	2	0.00
997 = REFUSED	41	0.07
998 = BLANK (NO ANSWER).....	32	0.06
999 = LEGITIMATE SKIP	55079	99.66

During the past 12 months, how many nights did you spend in the medical unit of a general hospital for mental health care?

AUNMMED2¹ Len : 3 # NIGHTS IN MED UNIT OF GEN HOSP PST 12 MOS

	Freq	Pct
RANGE = 1 - 30.....	86	0.16
31 = 31 or more	2	0.00
994 = DON'T KNOW.....	2	0.00
997 = REFUSED	44	0.08
998 = BLANK (NO ANSWER).....	32	0.06
999 = LEGITIMATE SKIP	55102	99.70

During the past 12 months, how many nights did you spend in some other type of hospital for mental health care?

AUNMAHS2¹ Len : 3 # NIGHTS IN ANOTHER TYPE OF HOSP PST 12 MOS

	Freq	Pct
RANGE = 1 - 30.....	29	0.05
31 = 31 or more	1	0.00
994 = DON'T KNOW.....	3	0.01
997 = REFUSED	43	0.08
998 = BLANK (NO ANSWER).....	32	0.06
999 = LEGITIMATE SKIP	55160	99.80

ADULT MENTAL HEALTH TREATMENT

During the past 12 months, how many nights did you spend in a residential treatment center for mental health care?

AUNMRES2¹	Len : 3 # NIGHTS IN RESID TRMT CENTER PST 12 MOS		
	RANGE = 1 - 30.....	Freq	Pct
	31 = 31 or more.....	21	0.04
	997 = REFUSED.....	6	0.01
	998 = BLANK (NO ANSWER).....	41	0.07
	999 = LEGITIMATE SKIP.....	32	0.06
		55168	99.82

During the past 12 months, how many nights did you spend in some other type of facility for mental health care?

AUNMSFA2¹	Len : 3 # NIGHTS IN SOME OTHER FACIL PST 12 MOS		
	RANGE = 1 - 30.....	Freq	Pct
	31 = 31 or more.....	28	0.05
	997 = REFUSED.....	2	0.00
	998 = BLANK (NO ANSWER).....	41	0.07
	999 = LEGITIMATE SKIP.....	32	0.06
		55165	99.81

Who paid or will pay for the inpatient mental health care you received during the past 12 months?

AUPINSLF¹	Len : 2 INPAT MH CARE PYMNT: SELF OR LIVE-IN FAM MBR		
	1 = Response entered.....	Freq	Pct
	6 = Response not entered.....	79	0.14
	94 = DON'T KNOW.....	288	0.52
	97 = REFUSED.....	11	0.02
	98 = BLANK (NO ANSWER).....	41	0.07
	99 = LEGITIMATE SKIP.....	20	0.04
		54829	99.21

AUPINOFM¹	Len : 2 INPAT MH CARE PYMNT: FAM MBR NOT LIVING W/YOU		
	1 = Response entered.....	Freq	Pct
	6 = Response not entered.....	19	0.03
	94 = DON'T KNOW.....	348	0.63
	97 = REFUSED.....	11	0.02
	98 = BLANK (NO ANSWER).....	41	0.07
	99 = LEGITIMATE SKIP.....	20	0.04
		54829	99.21

AUPINPHI¹	Len : 2 INPAT MH CARE PYMNT: PRIVATE HEALTH INSUR		
	1 = Response entered.....	Freq	Pct
	6 = Response not entered.....	72	0.13
	94 = DON'T KNOW.....	295	0.53
	97 = REFUSED.....	11	0.02
	98 = BLANK (NO ANSWER).....	41	0.07
	99 = LEGITIMATE SKIP.....	20	0.04
		54829	99.21

AUPINMCR¹	Len : 2 INPATIENT MH CARE PAYMENT: MEDICARE		
	1 = Response entered.....	Freq	Pct
	6 = Response not entered.....	74	0.13
	94 = DON'T KNOW.....	293	0.53
	97 = REFUSED.....	11	0.02
	98 = BLANK (NO ANSWER).....	41	0.07
	99 = LEGITIMATE SKIP.....	20	0.04
		54829	99.21

AUPINMCD¹	Len : 2 INPATIENT MH CARE PAYMENT: MEDICAID		
	1 = Response entered.....	Freq	Pct
	6 = Response not entered.....	90	0.16
	94 = DON'T KNOW.....	277	0.50
	97 = REFUSED.....	11	0.02
	98 = BLANK (NO ANSWER).....	41	0.07
	99 = LEGITIMATE SKIP.....	20	0.04
		54829	99.21

ADULT MENTAL HEALTH TREATMENT

AUPINREH¹	Len : 2 INPAT MH CARE PYMNT: REHABILITATION PROG		
		Freq	Pct
	1 = Response entered	5	0.01
	6 = Response not entered.....	362	0.65
	94 = DON'T KNOW.....	11	0.02
	97 = REFUSED	41	0.07
	98 = BLANK (NO ANSWER).....	20	0.04
	99 = LEGITIMATE SKIP	54829	99.21
AUPINEMP¹	Len : 2 INPATIENT MH CARE PAYMENT: EMPLOYER		
		Freq	Pct
	1 = Response entered	14	0.03
	6 = Response not entered.....	353	0.64
	94 = DON'T KNOW.....	11	0.02
	97 = REFUSED	41	0.07
	98 = BLANK (NO ANSWER).....	20	0.04
	99 = LEGITIMATE SKIP	54829	99.21
AUPINMIL¹	Len : 2 INPATIENT MH CARE PAYMENT: MILITARY SOURCE		
		Freq	Pct
	1 = Response entered	18	0.03
	6 = Response not entered.....	349	0.63
	94 = DON'T KNOW.....	11	0.02
	97 = REFUSED	41	0.07
	98 = BLANK (NO ANSWER).....	20	0.04
	99 = LEGITIMATE SKIP	54829	99.21
AUPINPUB¹	Len : 2 INPAT MH CARE PYMNT: OTHER PUBLIC SOURCE		
		Freq	Pct
	1 = Response entered	16	0.03
	6 = Response not entered.....	351	0.64
	94 = DON'T KNOW.....	11	0.02
	97 = REFUSED	41	0.07
	98 = BLANK (NO ANSWER).....	20	0.04
	99 = LEGITIMATE SKIP	54829	99.21
AUPINPRV¹	Len : 2 INPAT MH CARE PYMNT: OTHER PRIVATE SOURCE		
		Freq	Pct
	1 = Response entered	1	0.00
	6 = Response not entered.....	366	0.66
	94 = DON'T KNOW.....	11	0.02
	97 = REFUSED	41	0.07
	98 = BLANK (NO ANSWER).....	20	0.04
	99 = LEGITIMATE SKIP	54829	99.21
AUPINFRE¹	Len : 2 INPATIENT MENTAL HEALTH CARE WAS FREE		
		Freq	Pct
	1 = Response entered	32	0.06
	6 = Response not entered.....	335	0.61
	94 = DON'T KNOW.....	11	0.02
	97 = REFUSED	41	0.07
	98 = BLANK (NO ANSWER).....	20	0.04
	99 = LEGITIMATE SKIP	54829	99.21

ADULT MENTAL HEALTH TREATMENT

How much did you or your family pay for the inpatient mental health care you received during the past 12 months? Do not count any money that has been or will be reimbursed by insurance or any other source.

AUPINFM2¹ Len : 2 AMT YOU/FAMILY PAID FOR INPAT MH CARE

	Freq	Pct
1 = Less than \$100	10	0.02
2 = \$100 to \$200	12	0.02
3 = \$201 to \$500	12	0.02
4 = \$501 to \$900	10	0.02
5 = \$901 to \$1,500	6	0.01
6 = \$1,501 to \$2,000	6	0.01
7 = \$2,001 to \$5,000	5	0.01
8 = More than \$5,000	12	0.02
94 = DON'T KNOW	16	0.03
97 = REFUSED	44	0.08
98 = BLANK (NO ANSWER)	35	0.06
99 = LEGITIMATE SKIP	55100	99.70

NOTE: This variable incorporates the value from a probe question that was asked when the respondent answered REFUSED to this question.

The list below includes some of the places where people can get outpatient treatment or counseling for problems with their emotions, nerves, or mental health.

During the past 12 months, did you receive any outpatient treatment or counseling for any problem you were having with your emotions, nerves, or mental health at any of the places listed below? Please do not include treatment for alcohol or drug use.

- An outpatient mental health clinic or center
- The office of a private therapist, psychologist, psychiatrist, social worker, or counselor that was not part of a clinic
- A doctor's office that was not part of a clinic
- An outpatient medical clinic
- A partial day hospital or day treatment program
- Some other place

AUOPTYR¹ Len : 2 RCVD OUTPATIENT MH TRMT PST 12 MOS

	Freq	Pct
1 = Yes	2797	5.06
2 = No	34972	63.28
94 = DON'T KNOW	43	0.08
97 = REFUSED	53	0.10
98 = BLANK (NO ANSWER)	4	0.01
99 = LEGITIMATE SKIP	17399	31.48

Where did you receive outpatient mental health treatment or counseling during the past 12 months?

AUOPMENT¹ Len : 2 MH TRMT IN OUTPATIENT MH CNTR PST 12 MOS

	Freq	Pct
1 = Response entered	691	1.25
3 = Response entered LOGICALLY ASSIGNED	1	0.00
6 = Response not entered	2091	3.78
94 = DON'T KNOW	7	0.01
97 = REFUSED	60	0.11
98 = BLANK (NO ANSWER)	47	0.09
99 = LEGITIMATE SKIP	52371	94.76

AUOPTHER¹ Len : 2 MH TRMT IN PRIV THERAPIST'S OFC PST 12 MOS

	Freq	Pct
1 = Response entered	1514	2.74
3 = Response entered LOGICALLY ASSIGNED	1	0.00
6 = Response not entered	1268	2.29
94 = DON'T KNOW	7	0.01
97 = REFUSED	60	0.11
98 = BLANK (NO ANSWER)	47	0.09
99 = LEGITIMATE SKIP	52371	94.76

ADULT MENTAL HEALTH TREATMENT

AUOPDOC¹	Len : 2 MH TRMT IN NON-CLINIC DR.'S OFC PST 12 MOS		
		Freq	Pct
	1 = Response entered	466	0.84
	6 = Response not entered.....	2317	4.19
	94 = DON'T KNOW.....	7	0.01
	97 = REFUSED	60	0.11
	98 = BLANK (NO ANSWER).....	47	0.09
	99 = LEGITIMATE SKIP	52371	94.76
AUOPCLNC¹	Len : 2 MH TRMT IN OUTPAT MED CLINIC PST 12 MOS		
		Freq	Pct
	1 = Response entered	195	0.35
	3 = Response entered LOGICALLY ASSIGNED.....	7	0.01
	6 = Response not entered.....	2581	4.67
	94 = DON'T KNOW.....	7	0.01
	97 = REFUSED	60	0.11
	98 = BLANK (NO ANSWER).....	47	0.09
	99 = LEGITIMATE SKIP	52371	94.76
AUOPDTMT¹	Len : 2 MH TRMT IN DAY TREATMENT PGM PST 12 MOS		
		Freq	Pct
	1 = Response entered	64	0.12
	6 = Response not entered.....	2719	4.92
	94 = DON'T KNOW.....	7	0.01
	97 = REFUSED	60	0.11
	98 = BLANK (NO ANSWER).....	47	0.09
	99 = LEGITIMATE SKIP	52371	94.76
AUOPOTOP¹	Len : 2 MH TRMT IN OTHER OUTPAT PLACE PST 12 MOS		
		Freq	Pct
	1 = Response entered	194	0.35
	6 = Response not entered.....	2589	4.68
	94 = DON'T KNOW.....	7	0.01
	97 = REFUSED	60	0.11
	98 = BLANK (NO ANSWER).....	47	0.09
	99 = LEGITIMATE SKIP	52371	94.76
AUOPYRS²	Len : 2 OTH FACIL RCVD OUTPAT MH TRMT PAST 12 MOS		
		Freq	Pct
	1 = An outpatient mental health clinic or center.....	1	0.00
	2 = Non-clinic therapist/psychologist/counselor.....	1	0.00
	4 = An outpatient medical clinic.....	7	0.01
	6 = Some other place.....	25	0.05
	7 = Friend(s)/parent of friend	4	0.01
	8 = Family member(s)/home	7	0.01
	9 = School or university setting/clinic/center.....	52	0.09
	10 = Spiritual or religious advisor.....	11	0.02
	11 = Support group/self-help group.....	3	0.01
	13 = Therapist/psychologist/counselor; locale unspecifd.....	3	0.01
	14 = A doctor's office; location unspecified.....	7	0.01
	15 = Work/parents' work/EAP/job training/career counslng.....	4	0.01
	18 = Military facility/VA.....	13	0.02
	28 = Social Services/Human Services	7	0.01
	56 = Telephone counseling, hotline/crisis unspecified.....	4	0.01
	70 = Name of facility/program or description given.....	29	0.05
	85 = BAD DATA Logically assigned.....	2	0.00
	94 = DON'T KNOW.....	3	0.01
	97 = REFUSED	70	0.13
	98 = BLANK (NO ANSWER).....	55	0.10
	99 = LEGITIMATE SKIP	54960	99.44

ADULT MENTAL HEALTH TREATMENT

During the past 12 months, how many visits did you make to an outpatient mental health clinic or center for mental health care?

AUNMMEN2¹	Len : 3 # VISITS TO OUTPATIENT MH CNTR PST 12 MOS		
	RANGE = 1 - 30.....	Freq	Pct
	31 = 31 or more	606	1.10
	994 = DON'T KNOW.....	49	0.09
	997 = REFUSED	35	0.06
	998 = BLANK (NO ANSWER).....	62	0.11
	999 = LEGITIMATE SKIP	54	0.10
		54462	98.54

During the past 12 months, how many outpatient visits did you make to a private therapist, psychologist, psychiatrist, social worker, or counselor for mental health care?

AUNMTHE2¹	Len : 3 # VISITS TO PRIV THERAPIST'S OFC PST 12 MOS		
	RANGE = 1 - 30.....	Freq	Pct
	31 = 31 or more	1348	2.44
	994 = DON'T KNOW.....	121	0.22
	997 = REFUSED	46	0.08
	998 = BLANK (NO ANSWER).....	60	0.11
	999 = LEGITIMATE SKIP	54	0.10
		53639	97.05

During the past 12 months, how many outpatient visits did you make to a doctor's office for mental health care?

AUNMDOC2¹	Len : 3 # VISITS TO NON-CLINIC DR.'S OFC PST 12 MOS		
	RANGE = 1 - 28.....	Freq	Pct
	31 = 31 or more	452	0.82
	994 = DON'T KNOW.....	2	0.00
	997 = REFUSED	11	0.02
	998 = BLANK (NO ANSWER).....	61	0.11
	999 = LEGITIMATE SKIP	54	0.10
		54688	98.95

During the past 12 months, how many outpatient visits did you make to an outpatient medical clinic for mental health care?

AUNMCLN2¹	Len : 3 # VISITS TO OUTPAT MED CLINIC PST 12 MOS		
	RANGE = 1 - 30.....	Freq	Pct
	31 = 31 or more	191	0.35
	994 = DON'T KNOW.....	6	0.01
	997 = REFUSED	4	0.01
	998 = BLANK (NO ANSWER).....	61	0.11
	999 = LEGITIMATE SKIP	54	0.10
		54952	99.43

During the past 12 months, how many outpatient visits did you make to a partial day hospital or day treatment program for mental health care?

AUNMDTM2¹	Len : 3 # VISITS TO DAY TREATMENT PGM PST 12 MOS		
	RANGE = 1 - 30.....	Freq	Pct
	31 = 31 or more	55	0.10
	994 = DON'T KNOW.....	7	0.01
	997 = REFUSED	2	0.00
	998 = BLANK (NO ANSWER).....	60	0.11
	999 = LEGITIMATE SKIP	54	0.10
		55090	99.68

During the past 12 months, how many outpatient visits did you make to some other type of facility for mental health care?

AUNMOTO2¹	Len : 3 # VISIT OTPT SOME OTHER FACILITY PST 12 MOS		
	RANGE = 1 - 30.....	Freq	Pct
	31 = 31 or more	179	0.32
	994 = DON'T KNOW.....	6	0.01
	997 = REFUSED	5	0.01
	998 = BLANK (NO ANSWER).....	64	0.12
	999 = LEGITIMATE SKIP	54	0.10
		54960	99.44

ADULT MENTAL HEALTH TREATMENT

Who paid or will pay for the outpatient mental health care you received during the past 12 months?

AUPOPSLF¹	Len : 2 OUPAT MH CARE PYMNT: SELF OR LIVE-IN FAM MBR		
	1 = Response entered	Freq	Pct
	6 = Response not entered.....	993	1.80
	94 = DON'T KNOW.....	1765	3.19
	97 = REFUSED	29	0.05
	98 = BLANK (NO ANSWER).....	63	0.11
	99 = LEGITIMATE SKIP	47	0.09
		52371	94.76
AUPOPOFM¹	Len : 2 OUPAT MH CARE PYMNT: FAM MBR NOT LIVING W/YOU		
	1 = Response entered	Freq	Pct
	6 = Response not entered.....	134	0.24
	94 = DON'T KNOW.....	2624	4.75
	97 = REFUSED	29	0.05
	98 = BLANK (NO ANSWER).....	63	0.11
	99 = LEGITIMATE SKIP	47	0.09
		52371	94.76
AUPOPHI¹	Len : 2 OUPAT MH CARE PYMNT: PRIVATE HEALTH INSUR		
	1 = Response entered	Freq	Pct
	6 = Response not entered.....	935	1.69
	94 = DON'T KNOW.....	1823	3.30
	97 = REFUSED	29	0.05
	98 = BLANK (NO ANSWER).....	63	0.11
	99 = LEGITIMATE SKIP	47	0.09
		52371	94.76
AUPOPMCR¹	Len : 2 OUTPATIENT MH CARE PAYMENT: MEDICARE		
	1 = Response entered	Freq	Pct
	6 = Response not entered.....	303	0.55
	94 = DON'T KNOW.....	2455	4.44
	97 = REFUSED	29	0.05
	98 = BLANK (NO ANSWER).....	63	0.11
	99 = LEGITIMATE SKIP	47	0.09
		52371	94.76
AUPOPMCD¹	Len : 2 OUTPATIENT MH CARE PAYMENT: MEDICAID		
	1 = Response entered	Freq	Pct
	6 = Response not entered.....	379	0.69
	94 = DON'T KNOW.....	2379	4.30
	97 = REFUSED	29	0.05
	98 = BLANK (NO ANSWER).....	63	0.11
	99 = LEGITIMATE SKIP	47	0.09
		52371	94.76
AUPOPREH¹	Len : 2 OUPAT MH CARE PYMNT: REHABILITATION PROG		
	1 = Response entered	Freq	Pct
	6 = Response not entered.....	18	0.03
	94 = DON'T KNOW.....	2740	4.96
	97 = REFUSED	29	0.05
	98 = BLANK (NO ANSWER).....	63	0.11
	99 = LEGITIMATE SKIP	47	0.09
		52371	94.76
AUPOPEMP¹	Len : 2 OUTPATIENT MH CARE PAYMENT: EMPLOYER		
	1 = Response entered	Freq	Pct
	6 = Response not entered.....	149	0.27
	94 = DON'T KNOW.....	2609	4.72
	97 = REFUSED	29	0.05
	98 = BLANK (NO ANSWER).....	63	0.11
	99 = LEGITIMATE SKIP	47	0.09
		52371	94.76

ADULT MENTAL HEALTH TREATMENT

AUPOPML¹	Len : 2	OUTPATIENT MH CARE PAYMENT: MILITARY SOURCE		
			Freq	Pct
		1 = Response entered	98	0.18
		6 = Response not entered.....	2660	4.81
		94 = DON'T KNOW	29	0.05
		97 = REFUSED	63	0.11
		98 = BLANK (NO ANSWER).....	47	0.09
		99 = LEGITIMATE SKIP	52371	94.76

AUOPPUB¹	Len : 2	OUPAT MH CARE PYMNT: OTHER PUBLIC SOURCE		
			Freq	Pct
		1 = Response entered	101	0.18
		6 = Response not entered.....	2657	4.81
		94 = DON'T KNOW	29	0.05
		97 = REFUSED	63	0.11
		98 = BLANK (NO ANSWER).....	47	0.09
		99 = LEGITIMATE SKIP	52371	94.76

AUOPPRV¹	Len : 2	OUPAT MH CARE PYMNT: OTHER PRIVATE SOURCE		
			Freq	Pct
		1 = Response entered	36	0.07
		6 = Response not entered.....	2722	4.93
		94 = DON'T KNOW	29	0.05
		97 = REFUSED	63	0.11
		98 = BLANK (NO ANSWER).....	47	0.09
		99 = LEGITIMATE SKIP	52371	94.76

AUOPPFRE¹	Len : 2	OUTPATIENT MENTAL HEALTH CARE WAS FREE		
			Freq	Pct
		1 = Response entered	263	0.48
		6 = Response not entered.....	2495	4.51
		94 = DON'T KNOW	29	0.05
		97 = REFUSED	63	0.11
		98 = BLANK (NO ANSWER).....	47	0.09
		99 = LEGITIMATE SKIP	52371	94.76

Who paid or will pay most of the cost for the outpatient mental health care you received during the past 12 months?

AUPOPMS¹	Len : 2	PAYMENT FOR MOST OF OUTPATIENT MH CARE		
			Freq	Pct
		1 = Self or a family member living with you	119	0.22
		2 = A family member who does not live with you.....	17	0.03
		3 = Private health insurance	291	0.53
		4 = Medicare.....	81	0.15
		5 = Medicaid	32	0.06
		6 = Rehabilitation program.....	3	0.01
		7 = Employer	25	0.05
		8 = VA or other military program	2	0.00
		9 = Other public source.....	5	0.01
		10 = Other private source	3	0.01
		11 = No one paid because the treatment was free	8	0.01
		97 = REFUSED	63	0.11
		98 = BLANK (NO ANSWER).....	77	0.14
		99 = LEGITIMATE SKIP	54542	98.69

ADULT MENTAL HEALTH TREATMENT

How much did you or your family pay for the outpatient mental health care you received during the past 12 months? Do not count any money that has been or will be reimbursed by insurance or any other source.

AUPOPAMT¹ Len : 2 AMT YOU/FAMILY PAID FOR OUPAT MH CARE

	Freq	Pct
1 = Less than \$100	303	0.55
2 = \$100 to \$200	210	0.38
3 = \$201 to \$500	213	0.39
4 = \$501 to \$900	116	0.21
5 = \$901 to \$1,500	73	0.13
6 = \$1,501 to \$2,000	27	0.05
7 = \$2,001 to \$5,000	43	0.08
8 = More than \$5,000	23	0.04
94 = DON'T KNOW	80	0.14
97 = REFUSED	66	0.12
98 = BLANK (NO ANSWER)	76	0.14
99 = LEGITIMATE SKIP	54038	97.77

NOTE: This variable incorporates the value from a probe question that was asked when the respondent answered REFUSED to this question.

During the past 12 months, did you take any prescription medication that was prescribed for you to treat a mental or emotional condition?

AURXYR¹ Len : 2 TOOK ANY PRESCRIP MED FOR MH COND PAST 12 MOS

	Freq	Pct
1 = Yes	4459	8.07
2 = No	33334	60.31
94 = DON'T KNOW	26	0.05
97 = REFUSED	46	0.08
98 = BLANK (NO ANSWER)	4	0.01
99 = LEGITIMATE SKIP	17399	31.48

During the past 12 months, was there any time when you needed mental health treatment or counseling for yourself but didn't get it?

AUUNMTYR¹ Len : 2 NEEDED MH TRMT BUT DIDN'T GET IT PAST 12 MOS

	Freq	Pct
1 = Yes	2537	4.59
2 = No	35221	63.73
94 = DON'T KNOW	48	0.09
97 = REFUSED	59	0.11
98 = BLANK (NO ANSWER)	4	0.01
99 = LEGITIMATE SKIP	17399	31.48

Which of these statements explains why you did not get the mental health treatment or counseling you needed?

AUUNOCST¹ Len : 2 NO MH TMT COULDN'T AFFORD COST

	Freq	Pct
1 = Response entered	1113	2.01
3 = Response entered LOGICALLY ASSIGNED	3	0.01
6 = Response not entered	1394	2.52
94 = DON'T KNOW	14	0.03
97 = REFUSED	72	0.13
98 = BLANK (NO ANSWER)	52	0.09
99 = LEGITIMATE SKIP	52620	95.21

AUUNNBR¹ Len : 2 NO MH TMT CONCERN ABOUT OPIN OF NEIGHBRS

	Freq	Pct
1 = Response entered	255	0.46
3 = Response entered LOGICALLY ASSIGNED	2	0.00
6 = Response not entered	2253	4.08
94 = DON'T KNOW	14	0.03
97 = REFUSED	72	0.13
98 = BLANK (NO ANSWER)	52	0.09
99 = LEGITIMATE SKIP	52620	95.21

ADULT MENTAL HEALTH TREATMENT

AUUNJOB¹	Len : 2 NO MH TMT CONCERN ABOUT EFFECT ON JOB		
		Freq	Pct
	1 = Response entered	187	0.34
	3 = Response entered LOGICALLY ASSIGNED.....	1	0.00
	6 = Response not entered.....	2322	4.20
	94 = DON'T KNOW.....	14	0.03
	97 = REFUSED	72	0.13
	98 = BLANK (NO ANSWER).....	52	0.09
	99 = LEGITIMATE SKIP	52620	95.21
AUUNNCOV¹	Len : 2 NO MH TMT HEALTH INSUR DIDN'T COVER		
		Freq	Pct
	1 = Response entered	127	0.23
	3 = Response entered LOGICALLY ASSIGNED.....	3	0.01
	6 = Response not entered.....	2380	4.31
	94 = DON'T KNOW.....	14	0.03
	97 = REFUSED	72	0.13
	98 = BLANK (NO ANSWER).....	52	0.09
	99 = LEGITIMATE SKIP	52620	95.21
AUUNENUF¹	Len : 2 NO MH TMT NOT ENUF HEALTH INSUR COVERAGE		
		Freq	Pct
	1 = Response entered	190	0.34
	6 = Response not entered.....	2320	4.20
	94 = DON'T KNOW.....	14	0.03
	97 = REFUSED	72	0.13
	98 = BLANK (NO ANSWER).....	52	0.09
	99 = LEGITIMATE SKIP	52620	95.21
AUUNWHER¹	Len : 2 NO MH TMT DIDN'T KNOW WHERE TO GO FOR SVC		
		Freq	Pct
	1 = Response entered	460	0.83
	3 = Response entered LOGICALLY ASSIGNED.....	7	0.01
	6 = Response not entered.....	2043	3.70
	94 = DON'T KNOW.....	14	0.03
	97 = REFUSED	72	0.13
	98 = BLANK (NO ANSWER).....	52	0.09
	99 = LEGITIMATE SKIP	52620	95.21
AUUNCFID¹	Len : 2 NO MH TMT CONCERN ABOUT CONFIDENTIALITY		
		Freq	Pct
	1 = Response entered	233	0.42
	3 = Response entered LOGICALLY ASSIGNED.....	2	0.00
	6 = Response not entered.....	2275	4.12
	94 = DON'T KNOW.....	14	0.03
	97 = REFUSED	72	0.13
	98 = BLANK (NO ANSWER).....	52	0.09
	99 = LEGITIMATE SKIP	52620	95.21
AUUNCMIT¹	Len : 2 NO MH TMT MIGHT BE COMMITTED/TAKE MEDS		
		Freq	Pct
	1 = Response entered	279	0.50
	3 = Response entered LOGICALLY ASSIGNED.....	13	0.02
	6 = Response not entered.....	2218	4.01
	94 = DON'T KNOW.....	14	0.03
	97 = REFUSED	72	0.13
	98 = BLANK (NO ANSWER).....	52	0.09
	99 = LEGITIMATE SKIP	52620	95.21

ADULT MENTAL HEALTH TREATMENT

Which of these statements explain why you did not get the mental health treatment or counseling you needed?

AUUNNOND¹	Len : 2 NO MH TMT DON'T THINK NEEDED AT THAT TIME		
		Freq	Pct
	1 = Response entered	239	0.43
	3 = Response entered LOGICALLY ASSIGNED.....	10	0.02
	6 = Response not entered.....	2261	4.09
	94 = DON'T KNOW.....	14	0.03
	97 = REFUSED	72	0.13
	98 = BLANK (NO ANSWER).....	52	0.09
	99 = LEGITIMATE SKIP	52620	95.21
AUUNHNDL¹	Len : 2 NO MH TMT THOUGHT COULD HANDLE WITHOUT TMT		
		Freq	Pct
	1 = Response entered	657	1.19
	3 = Response entered LOGICALLY ASSIGNED.....	2	0.00
	6 = Response not entered.....	1851	3.35
	94 = DON'T KNOW.....	14	0.03
	97 = REFUSED	72	0.13
	98 = BLANK (NO ANSWER).....	52	0.09
	99 = LEGITIMATE SKIP	52620	95.21
AUUNNHLP¹	Len : 2 NO MH TMT DIDN'T THINK TMT WOULD HELP		
		Freq	Pct
	1 = Response entered	253	0.46
	3 = Response entered LOGICALLY ASSIGNED.....	5	0.01
	6 = Response not entered.....	2252	4.07
	94 = DON'T KNOW.....	14	0.03
	97 = REFUSED	72	0.13
	98 = BLANK (NO ANSWER).....	52	0.09
	99 = LEGITIMATE SKIP	52620	95.21
AUUNBUSY¹	Len : 2 NO MH TMT DIDN'T HAVE TIME		
		Freq	Pct
	1 = Response entered	394	0.71
	3 = Response entered LOGICALLY ASSIGNED.....	5	0.01
	6 = Response not entered.....	2111	3.82
	94 = DON'T KNOW.....	14	0.03
	97 = REFUSED	72	0.13
	98 = BLANK (NO ANSWER).....	52	0.09
	99 = LEGITIMATE SKIP	52620	95.21
AUUNFOUT¹	Len : 2 NO MH TMT DIDN'T WANT OTHERS TO FIND OUT		
		Freq	Pct
	1 = Response entered	209	0.38
	3 = Response entered LOGICALLY ASSIGNED.....	7	0.01
	6 = Response not entered.....	2294	4.15
	94 = DON'T KNOW.....	14	0.03
	97 = REFUSED	72	0.13
	98 = BLANK (NO ANSWER).....	52	0.09
	99 = LEGITIMATE SKIP	52620	95.21
AUUNNTSP¹	Len : 2 NO MH TMT HAD NO TRANSPORTATION OR TMT TOO FAR		
		Freq	Pct
	1 = Response entered	116	0.21
	3 = Response entered LOGICALLY ASSIGNED.....	3	0.01
	6 = Response not entered.....	2391	4.33
	94 = DON'T KNOW.....	14	0.03
	97 = REFUSED	72	0.13
	98 = BLANK (NO ANSWER).....	52	0.09
	99 = LEGITIMATE SKIP	52620	95.21

ADULT MENTAL HEALTH TREATMENT

AUUNSOR¹

Len : 2 NO MH TMT FOR SOME OTHER REASON

	Freq	Pct
1 = Response entered	338	0.61
6 = Response not entered.....	2172	3.93
94 = DON'T KNOW	14	0.03
97 = REFUSED	72	0.13
98 = BLANK (NO ANSWER).....	52	0.09
99 = LEGITIMATE SKIP	52620	95.21

AUUNRIM2¹

Len : 2 MOST IMPORTNT OTH REAS DIDNT GET MH TMT PST 12 MO

	Freq	Pct
1 = You couldn't afford the cost.....	23	0.04
2 = Concerned neighbors/community have neg opinion	2	0.00
3 = Concerned might have a neg effect on your job	2	0.00
4 = Your health ins doesnt cover any mental hlth tmt	3	0.01
5 = Your health ins doesnt pay enuf for ment hlth tmt	1	0.00
6 = You did not know where to go to get services	10	0.02
7 = Concerned info might not be kept confidential.....	2	0.00
8 = Concerned might be committed/take medicine.....	13	0.02
9 = You didn't think you needed treatment at the time.....	13	0.02
10 = You thought could handle problem w/o treatment	7	0.01
11 = You didn't think treatment would help.....	9	0.02
12 = Didn't have time (b/c of job, childcare, other).....	10	0.02
13 = Didn't want others to find out you needed treatmnt.....	19	0.03
14 = No transportation/too far away/hrs inconvenient.....	3	0.01
15 = Some other reason or reasons.....	14	0.03
16 = Afraid too painful/unpleasant/afraid of diagnosis	7	0.01
17 = Others dissuaded/didn't want you to/unsupportive	10	0.02
18 = You do not have any health insurance coverage.....	32	0.06
19 = Ashamed, embarrassed, afraid, or sign of weakness	18	0.03
20 = You were too stubborn/prideful to go.....	3	0.01
21 = You did not want to; reason unspecified.....	8	0.01
22 = Unmotivated/depressed/confused/angry/unworthy	18	0.03
24 = Didn't want to talk about your problems w/anyone.....	5	0.01
25 = Didn't like how treated/don't like Dr(s)/hospitals	9	0.02
26 = Attempted to get trmt,unsuccessful in finding help.....	12	0.02
27 = Concerned how the court system would treat you	3	0.01
28 = No program/counselor competent/comfortable with.....	10	0.02
31 = Work on problems through religion/spirituality.....	3	0.01
32 = Too much red tape/hassle to get services	6	0.01
33 = There were no openings/long waiting list/delays	15	0.03
34 = You had other problems/issues to deal with	7	0.01
71 = Mental hlth condition reportd; depression unspcfd	4	0.01
85 = BAD DATA Logically assigned	7	0.01
94 = DON'T KNOW	13	0.02
97 = REFUSED	88	0.16
98 = BLANK (NO ANSWER).....	67	0.12
99 = LEGITIMATE SKIP	54792	99.14

ADULT MENTAL HEALTH TREATMENT

Earlier, we asked whether you have received prescription medicines, inpatient treatment or outpatient treatment for your emotions, nerves or mental health. The list below contains possible sources of treatment, counseling or support that were not mentioned before.

- Acupuncturist or acupressurist
- Chiropractor
- Herbalist
- In-person support group or self-help group
- Internet support group or chat room
- Spiritual or religious advisor, such as a pastor, priest, rabbi
- Telephone hotline
- Massage therapist

Did you receive treatment, counseling or support from any other sources such as these during the past 12 months?

AUALTYR¹	Len : 2 RCVD ALTERNATIVE MENT HLTH TRMT PAST 12 MOS		
		Freq	Pct
	1 = Yes	3413	6.18
	2 = No.....	34338	62.13
	3 = Yes LOGICALLY ASSIGNED (from AUOPYRS2)	1	0.00
	94 = DON'T KNOW.....	48	0.09
	97 = REFUSED	65	0.12
	98 = BLANK (NO ANSWER).....	4	0.01
	99 = LEGITIMATE SKIP	17399	31.48

From what source did you receive other treatment, counseling or support for problems with your emotions, nerves or mental health in the past 12 months?

AUALACUP¹	Len : 2 RCVD ALT MH TMT FROM ACUPUNCTURIST PST 12 MOS		
		Freq	Pct
	1 = Response entered	304	0.55
	6 = Response not entered.....	3089	5.59
	94 = DON'T KNOW.....	12	0.02
	97 = REFUSED	73	0.13
	98 = BLANK (NO ANSWER).....	53	0.10
	99 = LEGITIMATE SKIP	51737	93.61

AUALCHIR¹	Len : 2 RCVD ALT MH TMT FROM CHIROPRACTOR PST 12 MOS		
		Freq	Pct
	1 = Response entered	1289	2.33
	6 = Response not entered.....	2104	3.81
	94 = DON'T KNOW.....	12	0.02
	97 = REFUSED	73	0.13
	98 = BLANK (NO ANSWER).....	53	0.10
	99 = LEGITIMATE SKIP	51737	93.61

AUALHERB¹	Len : 2 RCVD ALT MH TMT FROM HERBALIST PAST 12 MONTHS		
		Freq	Pct
	1 = Response entered	169	0.31
	6 = Response not entered.....	3224	5.83
	94 = DON'T KNOW.....	12	0.02
	97 = REFUSED	73	0.13
	98 = BLANK (NO ANSWER).....	53	0.10
	99 = LEGITIMATE SKIP	51737	93.61

AUALSGRP¹	Len : 2 RCVD ALT MH TMT FR IN-PERS SUPPORT GRP PST 12 MOS		
		Freq	Pct
	1 = Response entered	400	0.72
	3 = Response entered LOGICALLY ASSIGNED.....	7	0.01
	5 = Response entered LOG ASSN (from AUOPYRS2)	1	0.00
	6 = Response not entered.....	2985	5.40
	94 = DON'T KNOW.....	12	0.02
	97 = REFUSED	73	0.13
	98 = BLANK (NO ANSWER).....	53	0.10
	99 = LEGITIMATE SKIP	51737	93.61

ADULT MENTAL HEALTH TREATMENT

AUALINET¹	Len : 2 RCVD ALT MH TMT FROM INTERNET GROUP PST 12 MOS		
		Freq	Pct
	1 = Response entered	155	0.28
	6 = Response not entered.....	3238	5.86
	94 = DON'T KNOW.....	12	0.02
	97 = REFUSED	73	0.13
	98 = BLANK (NO ANSWER).....	53	0.10
	99 = LEGITIMATE SKIP	51737	93.61
AUALRELG¹	Len : 2 RCVD ALT MH TMT FROM RELIGIOUS ADVISOR PST 12 MOS		
		Freq	Pct
	1 = Response entered	920	1.66
	3 = Response entered LOGICALLY ASSIGNED.....	4	0.01
	5 = Response entered LOG ASSN (from AUOPYRS2)	2	0.00
	6 = Response not entered.....	2468	4.47
	94 = DON'T KNOW.....	12	0.02
	97 = REFUSED	73	0.13
	98 = BLANK (NO ANSWER).....	52	0.09
	99 = LEGITIMATE SKIP	51737	93.61
AUALHLIN¹	Len : 2 RCVD ALT MH TMT FROM PHONE HOTLINE PST 12 MOS		
		Freq	Pct
	1 = Response entered	79	0.14
	6 = Response not entered.....	3314	6.00
	94 = DON'T KNOW.....	12	0.02
	97 = REFUSED	73	0.13
	98 = BLANK (NO ANSWER).....	53	0.10
	99 = LEGITIMATE SKIP	51737	93.61
AUALMASG¹	Len : 2 RCVD ALT MH TMT FROM MASSAGE THERAPIST PST 12 MOS		
		Freq	Pct
	1 = Response entered	1195	2.16
	6 = Response not entered.....	2198	3.98
	94 = DON'T KNOW.....	12	0.02
	97 = REFUSED	73	0.13
	98 = BLANK (NO ANSWER).....	53	0.10
	99 = LEGITIMATE SKIP	51737	93.61
AUALOTH¹	Len : 2 RCVD ALT MH TMT FROM OTHER SOURCE PST 12 MOS		
		Freq	Pct
	1 = Response entered	238	0.43
	6 = Response not entered.....	3155	5.71
	94 = DON'T KNOW.....	12	0.02
	97 = REFUSED	73	0.13
	98 = BLANK (NO ANSWER).....	53	0.10
	99 = LEGITIMATE SKIP	51737	93.61

ADULT MENTAL HEALTH TREATMENT

AUALOTS2¹

Len : 2 OTH SOURCE OF ALTERN MH TMT PST 12 MOS - SPECIFY

	Freq	Pct
4 = In-person support group/self-help group	10	0.02
6 = Spiritual or religious advisor	4	0.01
9 = Other	26	0.05
20 = Home/family/friends	32	0.06
21 = Doctor/primary care doctor/medical; locale unspec	23	0.04
22 = Therapist/psychologist/counselor; locale unspecifd	41	0.07
23 = School/university counselor	5	0.01
25 = Medical specialist(inc psychiatrist);locale unspfd.....	5	0.01
26 = Health professional, not a Dr.; locale unspecified.....	8	0.01
28 = Mentor/sponsor/buddy/peer/mentoring program.....	3	0.01
29 = Yoga, Tai Chi, Eastern exercise, Pilates	6	0.01
33 = Personal action/self-care/self-help (not meds/grp).....	8	0.01
36 = Homeopath/Naturopath.....	3	0.01
39 = Energy/biofield therapist (e.g., Reiki).....	8	0.01
41 = Relig influence other than indiv or higher power.....	6	0.01
42 = Therapy, type unspecified	3	0.01
44 = Mind/Body Therapy (e.g., biofeedback).....	3	0.01
52 = Victim's assist (incl dom viol sheltr/rape crisis)	3	0.01
70 = Name of facility/program or description given.....	13	0.02
71 = Reason for seeking help given	5	0.01
85 = BAD DATA Logically assigned	13	0.02
94 = DON'T KNOW.....	6	0.01
97 = REFUSED	77	0.14
98 = BLANK (NO ANSWER).....	65	0.12
99 = LEGITIMATE SKIP	54892	99.32

Please think about the mental health treatment or counseling you received during the past 12 months. Which of these statements best describes how you were prompted to get treatment?

AUMOTVYR¹

Len : 2 HOW PROMPTED TO GET MH TREATMENT PST 12 MOS

	Freq	Pct
1 = I decided on my own to get treatment	5846	10.58
2 = I got trmt bc someone else thought I should.....	945	1.71
3 = I was ordered to get treatment	398	0.72
94 = DON'T KNOW.....	212	0.38
97 = REFUSED	145	0.26
98 = BLANK (NO ANSWER).....	106	0.19
99 = LEGITIMATE SKIP	47616	86.15

RECODED ADULT MENTAL HEALTH TREATMENT

RECODED ADULT MENTAL HEALTH TREATMENT

NOTE: The variables in this section are recoded variables that were created from one or more variables from the following sections: Adult Mental Health Treatment and Recoded Substance Treatment.

NOTE: Certain source variables that were used to create recoded variables have valid values that might not have been reported or assigned for the current survey year. However, these values have been included in the general specifications in the codebook on how the recoded variables were created. See additional details about this issue in the Organization of the Data File section of this codebook introduction.

AMHINP2 Len : 1 RCVD INPATIENT MENTAL HEALTH TRT IN PST YR

	Freq	Pct
. = Unknown/Aged 12-17/Log Assign Yes (Otherwise).....	17453	31.58
1 = Yes (AUINPYR=1)	385	0.70
2 = No (AUINPYR=2).....	37430	67.72

The following variable, AMHOUTP3, is defined as SAS missing if a respondent reported receiving outpatient mental health treatment/counseling in the past year at "Some Other Place" (AUOPTYR=1, 3 and only AUOPOTOP=1, 3) and their write-in response was classified as an invalid outpatient mental health treatment/counseling location or alternative treatment/support (AUOPYRS2=7, 8, 10, 11, 17, 22, 26, 30, 34, 35, 36, 37, 38, 39, 42, 45, 48, 49, 50, 51, 54, 55, 56, 71, 72). In addition to the responses described above, respondents aged 12-17 and those coded as bad data, legitimate skip, don't know, refused, or blank (AUOPTYR=85, 89, 94, 97, 98, 99) were also defined as SAS missing. A respondent was assigned a positive response if they indicated they had received outpatient mental health treatment/counseling in the past year (AUOPTYR=1, 3) and they did not indicate an alternative source or invalid outpatient location (AUOPYRS2 not=7, 8, 10, 11, 17, 22, 26, 30, 34, 35, 36, 37, 38, 39, 42, 45, 48, 49, 50, 51, 54, 55, 56, 71, 72) as their only location for outpatient treatment.

AMHOUTP3 Len : 1 RCVD OUTPATIENT MENTAL HEALTH TRT IN PST YR

	Freq	Pct
. = Unknown/Aged 12-17 (See comment above).....	17532	31.72
1 = Yes (See comment above).....	2764	5.00
2 = No (AUOPTYR=2)	34972	63.28

AMHRX2 Len : 1 RCVD PRESC MED FOR MENTAL HLTH TRT IN PST YR

	Freq	Pct
. = Unknown/Aged 12-17/Log Assign Yes (Otherwise).....	17475	31.62
1 = Yes (AURXYR=1)	4459	8.07
2 = No (AURXYR=2).....	33334	60.31

AMHTXRC3 Len : 1 RCVD ANY MENTAL HEALTH TRT IN PST YR

	Freq	Pct
. = Unknown/Aged 12-17 (Otherwise)	17526	31.71
1 = Yes (AMHINP2=1 OR AMHOUTP3=1 OR AMHRX2=1).....	5448	9.86
2 = No (AMHINP2=2 AND AMHOUTP3=2 AND AMHRX2=2).....	32294	58.43

The following variable, AMHSV TYP, classifies what type of mental health treatment/counseling was received in the past year. Respondents who reported receiving treatment for mental health were classified in one of 7 mutually exclusive categories. A respondent was assigned to level one if they reported receiving inpatient treatment only (AMHINP2=1 and AMHOUTP3=2 and AMHRX2=2), to level two if they reported receiving outpatient treatment only (AMHINP2=2 and AMHOUTP3=1 and AMHRX2=2), to level three if they reported receiving prescription medication treatment only (AMHINP2=2 and AMHOUTP3=2 and AMHRX2=1), to level four if they reported receiving both inpatient and outpatient treatment only (AMHINP2=1 and AMHOUTP3=1 and AMHRX2=2), to level five if they reported receiving inpatient and prescription medication treatment only (AMHINP2=1 and AMHOUTP3=2 and AMHRX2=1), to level six if they reported receiving outpatient and prescription medication treatment only (AMHINP2=2 and AMHOUTP3=1 and AMHRX2=1), or to level seven if they reported receiving inpatient, outpatient, and prescription medication treatment (AMHINP2=1 and AMHOUTP3=1 and AMHRX2=1). Respondents who did not receive mental health treatment in the past year were assigned to level eight (AMHINP2=2 and AMHOUTP3=2 and AMHRX2=2). Respondents whose specific treatment was not distinguishable due to missing values in one or more of the three source variables (AMHINP2, AMHOUTP3, or AMHRX2) were assigned a SAS missing.

AMHSV TYP Len : 1 TYPE OF MENTAL HEALTH TRT RCVD IN PST YR

	Freq	Pct
. = Unknown/Aged 12-17 (Otherwise)	17553	31.76
1 = Inpatient Only (See comment above).....	98	0.18
2 = Outpatient Only (See comment above).....	848	1.53
3 = Presc Medication Only (See comment above).....	2502	4.53
4 = Inpatient and Outpatient Only (See comment above).....	35	0.06
5 = Inpatient and Presc Med Only (See comment above).....	59	0.11
6 = Outpatient and Presc Med Only (See comment above).....	1695	3.07
7 = Inp & Outp & Presc Medication (See comment above).....	184	0.33
8 = Did Not Receive MH Treatment (See comment above).....	32294	58.43

RECODED ADULT MENTAL HEALTH TREATMENT

The following variable, AMHSVNO, classifies the total number of types of mental health treatment/counseling services that a respondent received in the past year. The three possible types of treatment/counseling services are inpatient, outpatient, and prescription medication.

AMHSVNO	Len : 1	NUM OF TYPES OF MNT HLTH TRT SRVCS RCVD IN PST YR		
	.	= Unknown/Aged 12-17 (Otherwise)	Freq	Pct
	1	= Rcvd One Type of Treatment (AMHSVTYP=1,2,3)	17553	31.76
	2	= Rcvd Two Types of Treatment (AMHSVTYP=4,5,6)	3448	6.24
	3	= Rcvd All Three Types of Treatment (AMHSVTYP=7)	1789	3.24
	4	= Did Not Receive MH Treatment (AMHSVTYP=8)	184	0.33
			32294	58.43

The following variable, AMHTXND2, is defined as feeling a perceived need for mental health treatment/counseling that was not received. This is often referred to as "unmet need."

AMHTXND2	Len : 1	PERCEIVED NEED/DID NOT RCV MH TRT IN PST YR		
	.	= Unknown/Aged 12-17 (Otherwise)	Freq	Pct
	1	= Yes (AUUNMTYR=1)	17510	31.68
	2	= No (AUUNMTYR=2)	2537	4.59
			35221	63.73

AMHTXAND	Len : 1	PERCEIVED UNMET NEED AND RECEIPT OF MH TRT		
	.	= Unknown/Aged 12-17 (Otherwise)	Freq	Pct
	1	= Perc Need/No MH TRT (AMHTXND2=1 and AMHTXRC3=2)	17574	31.80
	2	= No Perc Need/No MH TRT (AMHTXND2=2 and AMHTXRC3=2)	1299	2.35
	3	= Perc Need/Rcvd MH TRT (AMHTXND2=1 and AMHTXRC3=1)	30961	56.02
	4	= No Perc Nd/Rcvd MH TRT (AMHTXND2=2 and AMHTXRC3=1)	1236	2.24
			4198	7.60

NOTE: The following 7 variables contain information about the location of outpatient mental health treatment/counseling received in the past year. These variables were revised for the 2009 NSDUH to include those respondents who reported receiving NO outpatient mental health treatment (AMHOUTP3=2) in the No category for the location. This differs from the variables named similarly in the past as they were only defined for those respondents who reported having received outpatient mental health treatment in the past year (AMHOUTP3=1) and those respondents who reported No outpatient mental health treatment were previously defined as SAS missing.

Only respondents who reported having received outpatient mental health treatment/counseling (AMHOUTP3=1) can be defined as having received it at the location. A respondent was allowed to report any of five specific locations or "Some Other Place". If a respondent reported "Some Other Place," they were asked to provide a description of the other location in a follow-up question. The first five variables below were created by examination of the variables containing information on the five specific locations, while the last two variables were created by examination of the variables containing information on the other-specify locations which were grouped into two main categories.

MHLMNT3	Len : 1	RCVD OUTP MH TRT AT MH CLINIC/CENTER IN PST YR		
	.	= Unkwn MH Trt/Unkwn Source/Aged 12-17 (Otherwise)	Freq	Pct
	0	= No (AMHOUTP3=2 or [AMHOUTP3=1 and AUOPMENT=6])	17546	31.75
	1	= Yes (AMHOUTP3=1 and AUOPMENT=1,3)	37030	67.00
			692	1.25

MHLTHER3	Len : 1	RCVD OUTP MH TRT AT PRIV THERAPIST OFC IN PST YR		
	.	= Unkwn MH Trt/Unkwn Source/Aged 12-17 (Otherwise)	Freq	Pct
	0	= No (AMHOUTP3=2 or [AMHOUTP3=1 and AUOPTHER=6])	17546	31.75
	1	= Yes (AMHOUTP3=1 and AUOPTHER=1,3)	36207	65.51
			1515	2.74

MHLDOC3	Len : 1	RCVD OUTP MH TRT AT NON CLINIC DR OFFCE IN PST YR		
	.	= Unkwn MH Trt/Unkwn Source/Aged 12-17 (Otherwise)	Freq	Pct
	0	= No (AMHOUTP3=2 or [AMHOUTP3=1 and AUOPDOC=6])	17546	31.75
	1	= Yes (AMHOUTP3=1 and AUOPDOC=1,3)	37256	67.41
			466	0.84

MHLCLNC3	Len : 1	RCVD OUTP MH TRT AT MEDICAL CLINIC IN PST YR		
	.	= Unkwn MH Trt/Unkwn Source/Aged 12-17 (Otherwise)	Freq	Pct
	0	= No (AMHOUTP3=2 or [AMHOUTP3=1 and AUOPCLNC=6])	17546	31.75
	1	= Yes (AMHOUTP3=1 and AUOPCLNC=1,3)	37520	67.89
			202	0.37

RECODED ADULT MENTAL HEALTH TREATMENT

MHLDTMT3

Len : 1 RCVD OUTP MH TRT AT DAY HOSP OR TRT PGM IN PST YR

	Freq	Pct
. = Unkwn MH Trt/Unkwn Source/Aged 12-17 (Otherwise).....	17546	31.75
0 = No (AMHOUTP3=2 or [AMHOUTP3=1 and AUOPDTMT=6]).....	37658	68.14
1 = Yes (AMHOUTP3=1 and AUOPDTMT=1,3).....	64	0.12

NOTE: The following variables, MHLSCHL3 and MHLOTH3, were created by examination of the other-specify write-in responses for locations where a respondent received outpatient mental health treatment/counseling. See additional information included above the location of outpatient mental health treatment recode variable, MHLMNT3.

The following variable, MHLSCHL3, was assigned a positive response if a respondent indicated receiving outpatient mental health treatment/counseling in the past year (AMHOUTP3=1) at some location other than the five locations defined above (AUOPOTOP=1) and the location was classified as "School or University Setting/Clinic/Center" (AUOPYRS2=9). A negative response was assigned if the respondent indicated receiving outpatient mental health treatment/counseling in the past year (AMHOUTP3=1) at one of the five locations defined above but not some location other than these five locations (AUOPOTOP=6 AND AUOPYRS2=99), at some location other than the five locations defined above or "School or University Setting/Clinic/Center" and this location was classified as a valid outpatient treatment location (AUOPYRS2=1-6, 12, 13, 14, 15, 16, 18, 19, 20, 21, 23, 24, 25, 27, 28, 29, 31, 32, 33, 40, 41, 44, 46, 47, 52, 53, 57, 58, 60-70), or if they did not receive outpatient mental health treatment in the past year (AMHOUTP3=2). Respondents who indicated receiving outpatient treatment in the past year (AMHOUTP3=1) at some location other than the five locations defined above (AUOPOTOP=1) and the location was classified as an invalid or alternative source of treatment (AUOPYRS2=7, 8, 10, 11, 17, 22, 26, 30, 34, 35, 36, 37, 38, 39, 42, 45, 48, 49, 50, 51, 54, 55, 56, 59, 71, 72), bad data, don't know, refused, or blank (AUOPYRS2=85, 94,97,98), aged 12-17 (AUOPYRS2=89,99 and AMHOUTP3=.), or classified as missing for receiving outpatient treatment in the past year (AMHOUTP3=.) were set to SAS missing.

MHLSCHL3

Len : 1 RCVD OUTP MH TRT AT A SCHOOL SETTING IN PST YR

	Freq	Pct
. = Otherwise (See comment above).....	17567	31.79
0 = No (See comment above).....	37649	68.12
1 = Yes (See comment above).....	52	0.09

The following variable, MHLOTH3, was assigned a positive response if a respondent indicated receiving outpatient mental health treatment/counseling in the past year (AMHOUTP3=1) at some location other than the six locations defined above and was classified as a valid location for outpatient mental health treatment/counseling and not considered an alternative source of treatment (AUOPOTOP=1 and AUOPYRS2=12, 13, 14, 15, 16, 18, 19, 20, 21, 23, 24, 25, 27, 28, 29, 31, 32, 33, 40, 41, 44, 46, 47, 52, 53, 57, 58, 60-69). A negative response was assigned if the respondent indicated receiving outpatient mental health treatment/counseling in the past year (AMHOUTP3=1) at one of the first five specified locations but not some location other than these locations (AUOPOTOP=6 and AUOPYRS2=99), indicated some other location to be one of the six specified locations defined above (AUOPYRS2=1-6, 9, 43), provided a name of a facility (AUOPYRS2=70) as the 'other' location, or if reported not receiving outpatient mental health treatment in the past year (AMHOUTP3=2). Respondents who indicated receiving outpatient treatment in the past year (AMHOUTP3=1) at some location other than the five locations defined above (AUOPOTOP=1) and the location was classified as an invalid or alternative source of treatment (AUOPYRS2=7, 8, 10, 11, 17, 22, 26, 30, 34, 35, 36, 37, 38, 39, 42, 45, 48, 49, 50, 51, 54, 55, 56, 59, 71, 72), bad data, don't know, refused, or blank (AUOPYRS2=85, 94,97,98), aged 12-17 (AUOPYRS2=89,99 and AMHOUTP3=.), or classified as missing for receiving outpatient treatment in the past year (AMHOUTP3=.) were set to SAS missing.

MHLOTH3

Len : 1 RCVD OUTP MH TRT AT SOME OTHER PLACE IN PST YR

	Freq	Pct
. = Otherwise (See comment above).....	17567	31.79
0 = No (See comment above).....	37653	68.13
1 = Yes (See comment above).....	48	0.09

NOTE: The following 11 variables contain information about the source of payment for outpatient mental health treatment/counseling received in the past year. A respondent must have reported having received outpatient mental health treatment in the past year (AMHOUTP3=1) in order to be asked questions on the source of payment for treatment. A respondent was allowed to report any of 11 specific sources of payment.

MHPDSL2

Len : 1 SELF/HHOLD FAM MBR PAID FOR OUTP MH TRT IN PST YR

	Freq	Pct
. = No/Unkwn MH Trt/Unkwn Sourc/Aged 12-17 (Otherwise).....	52543	95.07
0 = No (AMHOUTP3=1 and AUPOPSLF=6).....	1746	3.16
1 = Yes (AMHOUTP3=1 and AUPOPSLF=1).....	979	1.77

MHPDOFM2

Len : 1 NON-HHOLD FAM MBR PAID FOR OUTP MH TRT IN PST YR

	Freq	Pct
. = No/Unkwn MH Trt/Unkwn Sourc/Aged 12-17 (Otherwise).....	52543	95.07
0 = No (AMHOUTP3=1 and AUPOPOFM=6).....	2591	4.69
1 = Yes (AMHOUTP3=1 and AUPOPOFM=1).....	134	0.24

RECODED ADULT MENTAL HEALTH TREATMENT

MHPDPHI2	Len : 1 PRIV HEALTH INSUR PAID FOR OUTP MH TRT IN PST YR		
	. = No/Unkwn MH Trt/Unkwn Sourc/Aged 12-17 (Otherwise)	Freq	Pct
	0 = No (AMHOUTP3=1 and AUPOPPHI=6).....	52543	95.07
	1 = Yes (AMHOUTP3=1 and AUPOPPHI=1)	1794	3.25
		931	1.68
MHPDMCR2	Len : 1 MEDICARE PAID FOR OUTP MH TRT IN PST YR		
	. = No/Unkwn MH Trt/Unkwn Sourc/Aged 12-17 (Otherwise)	Freq	Pct
	0 = No (AMHOUTP3=1 and AUPOPMCR=6).....	52543	95.07
	1 = Yes (AMHOUTP3=1 and AUPOPMCR=1).....	2425	4.39
		300	0.54
MHPDMCD2	Len : 1 MEDICAID PAID FOR OUTP MH TRT IN PST YR		
	. = No/Unkwn MH Trt /Unkwn Sourc/Aged 12-17 (Otherwise).....	Freq	Pct
	0 = No (AMHOUTP3=1 and AUPOPMCD=6).....	52543	95.07
	1 = Yes (AMHOUTP3=1 and AUPOPMCD=1).....	2347	4.25
		378	0.68
MHPDREH2	Len : 1 REHAB PGM PAID FOR OUTP MH TRT IN PST YR		
	. = No/Unkwn MH Trt/Unkwn Sourc/Aged 12-17 (Otherwise)	Freq	Pct
	0 = No (AMHOUTP3=1 and AUPOPREH=6)	52543	95.07
	1 = Yes (AMHOUTP3=1 and AUPOPREH=1).....	2707	4.90
		18	0.03
MHPDEMP2	Len : 1 EMPLOYER PAID FOR OUTP MH TRT IN PST YR		
	. = No/Unkwn MH Trt/Unkwn Sourc/Aged 12-17 (Otherwise)	Freq	Pct
	0 = No (AMHOUTP3=1 and AUPOPEMP=6).....	52543	95.07
	1 = Yes (AMHOUTP3=1 and AUPOPEMP=1).....	2577	4.66
		148	0.27
MHPDMIL2	Len : 1 VA OR MILITARY PGM PAID FOR OUTP MH TRT IN PST YR		
	. = No/Unkwn MH Trt/Unkwn Sourc/Aged 12-17 (Otherwise)	Freq	Pct
	0 = No (AMHOUTP3=1 and AUPOPMIL=6).....	52543	95.07
	1 = Yes (AMHOUTP3=1 and AUPOPMIL=1)	2627	4.75
		98	0.18
MHPDPUB2	Len : 1 OTH PUBLIC SOURCE PAID FOR OUTP MH TRT IN PST YR		
	. = No/Unkwn MH Trt/Unkwn Sourc/Aged 12-17 (Otherwise)	Freq	Pct
	0 = No (AMHOUTP3=1 and AUPOPPUB=6)	52543	95.07
	1 = Yes (AMHOUTP3=1 and AUPOPPUB=1).....	2625	4.75
		100	0.18
MHPDPRV2	Len : 1 OTH PRIVATE SOURCE PAID FOR OUTP MH TRT IN PST YR		
	. = No/Unkwn MH Trt/Unkwn Sourc/Aged 12-17 (Otherwise)	Freq	Pct
	0 = No (AMHOUTP3=1 and AUOPPRV=6)	52543	95.07
	1 = Yes (AMHOUTP3=1 and AUOPPRV=1).....	2689	4.87
		36	0.07
MHPDFRE2	Len : 1 FREE - NOBODY PAID FOR OUTP MH TRT IN PST YR		
	. = No/Unkwn MH Trt/Unkwn Sourc/Aged 12-17 (Otherwise)	Freq	Pct
	0 = No (AMHOUTP3=1 and AUPOPFRE=6).....	52543	95.07
	1 = Yes (AMHOUTP3=1 and AUPOPFRE=1).....	2473	4.47
		252	0.46

RECODED ADULT MENTAL HEALTH TREATMENT

NOTE: The following 15 variables contain information about the reasons for not receiving mental health treatment/counseling that was needed in the past year. A respondent must have reported not receiving mental health treatment that was needed in the past year (AMHTXND2=1) in order to be asked the questions on the reason for not receiving treatment. A respondent was allowed to report any of eight specific reasons or "Some Other Reason." If a respondent reported "Some Other Reason," they were allowed to report any of six additional specific reasons or report "Some Other Reason" again. If a respondent reported "Some Other Reason" again, they were then asked to provide the most important other reason in a follow-up question. The first 14 variables below were created by examination of the variables containing information on the fourteen specific reasons; while the last variable was created by examination of the most important other-specify reasons.

MHRCOST2	Len : 1 NO MH TRT IN PST YR B/C COULD NOT AFFORD COST		
	. = No Unmet Need/Unkn Reas/Aged 12-17 (Otherwise)	Freq	Pct
	0 = No (AMHTXND2=1 and AUUNCOST=6).....	52758	95.46
	1 = Yes (AMHTXND2=1 and AUUNCOST=1,3).....	1394	2.52
		1116	2.02
MHRNBR2	Len : 1 NO MH TRT IN PST YR B/C FEAR OF NEIGHBRS NEG OPIN		
	. = No Unmet Need/Unkn Reas/Aged 12-17 (Otherwise)	Freq	Pct
	0 = No (AMHTXND2=1 and AUUNNBR=6).....	52758	95.46
	1 = Yes (AMHTXND2=1 and AUUNNBR=1,3).....	2253	4.08
		257	0.47
MHRJOBS2	Len : 1 NO MH TRT IN PST YR B/C FEAR OF NEG AFFECT ON JOB		
	. = No Unmet Need/Unkn Reas/Aged 12-17 (Otherwise)	Freq	Pct
	0 = No (AMHTXND2=1 and AUUNJOB=6)	52758	95.46
	1 = Yes (AMHTXND2=1 and AUUNJOB=1,3).....	2322	4.20
		188	0.34
MHRNCOV2	Len : 1 NO MH TRT IN PST YR B/C INSUR NOT COVER AT ALL		
	. = No Unmet Need/Unkn Reas/Aged 12-17 (Otherwise)	Freq	Pct
	0 = No (AMHTXND2=1 and AUUNNCOV=6).....	52758	95.46
	1 = Yes (AMHTXND2=1 and AUUNNCOV=1,3).....	2380	4.31
		130	0.24
MHRENUF2	Len : 1 NO MH TRT IN PST YR B/C INSUR NOT PAY ENOUGH		
	. = No Unmet Need/Unkn Reas/Aged 12-17 (Otherwise)	Freq	Pct
	0 = No (AMHTXND2=1 and AUUNENUF=6).....	52758	95.46
	1 = Yes (AMHTXND2=1 and AUUNENUF=1,3).....	2320	4.20
		190	0.34
MHRWHER2	Len : 1 NO MH TRT IN PST YR B/C DID NOT KNOW WHERE TO GO		
	. = No Unmet Need/Unkn Reas/Aged 12-17 (Otherwise)	Freq	Pct
	0 = No (AMHTXND2=1 and AUUNWHER=6).....	52758	95.46
	1 = Yes (AMHTXND2=1 and AUUNWHER=1,3).....	2043	3.70
		467	0.84
MHRCFID2	Len : 1 NO MH TRT IN PST YR B/C CONFIDENTIALITY CONCERNS		
	. = No Unmet Need/Unkn Reas/Aged 12-17 (Otherwise)	Freq	Pct
	0 = No (AMHTXND2=1 and AUUNCFID=6).....	52758	95.46
	1 = Yes (AMHTXND2=1 and AUUNCFID=1,3).....	2275	4.12
		235	0.43
MHRCMIT2	Len : 1 NO MH TRT IN PST YR B/C FEAR BEING COMMITTED/MED		
	. = No Unmet Need/Unkn Reas/Aged 12-17 (Otherwise)	Freq	Pct
	0 = No (AMHTXND2=1 and AUUNCMIT=6).....	52758	95.46
	1 = Yes (AMHTXND2=1 and AUUNCMIT=1,3).....	2218	4.01
		292	0.53
MHRNOND2	Len : 1 NO MH TRT IN PST YR B/C DIDN'T THINK TRT NEEDED		
	. = No Unmet Need/Unkn Reas/Aged 12-17 (Otherwise)	Freq	Pct
	0 = No (AMHTXND2=1 and AUUNNOND=6).....	52758	95.46
	1 = Yes (AMHTXND2=1 and AUUNNOND=1,3).....	2261	4.09
		249	0.45

RECODED ADULT MENTAL HEALTH TREATMENT

MHRHAND2	Len : 1 NO MH TRT IN PST YR B/C THGT COULD HANDLE PRB W/O		
	. = No Unmet Need/Unkn Reas/Aged 12-17 (Otherwise)	Freq	Pct
	0 = No (AMHTXND2=1 and AUUNHNDL=6).....	52758	95.46
	1 = Yes (AMHTXND2=1 and AUUNHNDL=1,3)	1851	3.35
		659	1.19

MHRNOHP2	Len : 1 NO MH TRT IN PST YR B/C DIDN'T THNK TRT WOULD HELP		
	. = No Unmet Need/Unkn Reas/Aged 12-17 (Otherwise)	Freq	Pct
	0 = No (AMHTXND2=1 and AUUNNHLP=6).....	52758	95.46
	1 = Yes (AMHTXND2=1 and AUUNNHLP=1,3)	2252	4.07
		258	0.47

MHRTIME2	Len : 1 NO MH TRT IN PST YR B/C DIDN'T HAVE TIME		
	. = No Unmet Need/Unkn Reas/Aged 12-17 (Otherwise)	Freq	Pct
	0 = No (AMHTXND2=1 and AUUNBUSY=6).....	52758	95.46
	1 = Yes (AMHTXND2=1 and AUUNBUSY=1,3)	2111	3.82
		399	0.72

MHRFOUT2	Len : 1 NO MH TRT IN PST YR B/C DIDNT WANT OTH TO FIND OUT		
	. = No Unmet Need/Unkn Reas/Aged 12-17 (Otherwise)	Freq	Pct
	0 = No (AMHTXND2=1 and AUUNFOUT=6).....	52758	95.46
	1 = Yes (AMHTXND2=1 and AUUNFOUT=1,3)	2294	4.15
		216	0.39

MHRTRAN2	Len : 1 NO MH TRT IN PST YR B/C NO TRANS OR INCONVENIENT		
	. = No Unmet Need/Unkn Reas/Aged 12-17 (Otherwise)	Freq	Pct
	0 = No (AMHTXND2=1 and AUUNNTSP=6).....	52758	95.46
	1 = Yes (AMHTXND2=1 and AUUNNTSP=1,3)	2391	4.33
		119	0.22

The following variable, MHR SOTH2, was assigned a positive response if a respondent reported not receiving mental health treatment that was needed in the past year (AMHTXND2=1) and the reason for not receiving that treatment was other than the fourteen reasons listed above (AUUNSOR=1 and AUUNRIM2=15-69). A negative response was assigned if a respondent reported not receiving mental health treatment that was needed in the past year (AMHTXND2=1) and reported one of the reasons listed in the fourteen variables above, respondent did/had appt for mental health treatment/counseling or did not report an other-specify reason for not receiving this treatment (AUUNSOR=1, 6 and AUUNRIM2=1-14, 70, 85, 94, 97, 98, 99).

MHR SOTH2	Len : 1 NO MH TRT IN PST YR B/C SOME OTHER REASON		
	. = No Unmet Need/Unkn Reas/Aged 12-17 (Otherwise)	Freq	Pct
	0 = No (See comment above).....	52762	95.47
	1 = Yes (See comment above).....	2326	4.21
		180	0.33

NOTE: The following 4 variables were created by using a combination of recoded adult mental health treatment and recoded substance treatment variables. Specifications on how the individual recoded adult mental health treatment variable was defined can be found above. Specifications on how the individual recoded substance treatment variable was defined can be found in the Recoded Substance Treatment section.

MHOSPTR2	Len : 1 RCVD MH TRT OR SUB TRT AT SPEC FAC IN PST YR		
	. = Youth/Unkn (AGE2<7 (AMHTXRC3=. & SPILLALC=0)).....	Freq	Pct
	0 = No MH & No/Unk Sub Trt (AMHTXRC3=2 and SPILLALC=0).....	17519	31.70
	1 = MH or Sub Trt at Spc Fac(AMHTXRC3=1 or SPILLALC=1)	32015	57.93
		5734	10.37

MHNSPTR2	Len : 1 RCVD MH TRT BUT NOT SUB TRT AT SPEC FAC IN PST YR		
	. = Youth/Unkn (AGE2<7 (AMHTXRC3=. & SPILLALC=0)).....	Freq	Pct
	0 = Otherwise (AGE2>=7 & (AMHTXRC3=2 SPILLALC=1))	17519	31.70
	1 = Mental Health Trt Only (AMHTXRC3=1 and SPILLALC=0)	32552	58.90
		5197	9.40

NMHSPTR2	Len : 1 RCVD SUB TRT AT SPEC FAC BUT NOT MH TRT IN PST YR		
	. = Youth/Unkn (AGE2<7 (AMHTXRC3=. & SPILLALC=1)).....	Freq	Pct
	0 = Otherwise (AGE2>=7 & (AMHTXRC3=1 SPILLALC=0))	17406	31.49
	1 = Sub Trt at Spc Fac Only (AMHTXRC3=2 & SPILLALC=1)	37583	68.00
		279	0.50

RECODED ADULT MENTAL HEALTH TREATMENT

MHASPTR2

Len : 1 RCVD BOTH MH TRT AND SUB TRT AT SPEC FAC IN PST YR

	Freq	Pct
. = Youth/Unkn (AGE2<7 (AMHTXRC3=. & SPILLALC=1)).....	17406	31.49
0 = Otherwise (AGE2>=7 & (AMHTXRC3=2 or SPILLALC=0)).....	37611	68.05
1 = MH and Sub Trt at Sp Fac (AMHTXRC3=1 & SPILLALC=1).....	251	0.45

SOCIAL ENVIRONMENT

SOCIAL ENVIRONMENT

The values in the section may be inconsistent with values from the core section(s). Items in this section were edited when respondents legitimately skipped out of these items based on prior answers in the core section(s). Otherwise, non-core items generally were not edited to make them consistent with core items, and core items were not edited to make them consistent with non-core items. This note applies to variables in this section marked by a¹.

How many times have you moved in the past 5 years?

SNMOV5Y2¹ Len : 3 # TIMES MOVED IN PAST 5 YEARS

	Freq	Pct
0 = None.....	15375	27.82
1 = One time.....	8204	14.84
2 = Two times.....	5553	10.05
3 = Three times.....	3982	7.20
4 = Four times.....	1976	3.58
5 = Five times.....	1111	2.01
6 = Six or more times.....	1369	2.48
994 = DON'T KNOW.....	193	0.35
997 = REFUSED.....	102	0.18
998 = BLANK (NO ANSWER).....	4	0.01
999 = LEGITIMATE SKIP.....	17399	31.48

During the past 12 months, how many times have you sold illegal drugs?

SNYSELL¹ Len : 2 SOLD ILLEGAL DRUGS

	Freq	Pct
1 = 0 times.....	36488	66.02
2 = 1 or 2 times.....	508	0.92
3 = 3 to 5 times.....	216	0.39
4 = 6 to 9 times.....	103	0.19
5 = 10 or more times.....	445	0.81
94 = DON'T KNOW.....	26	0.05
97 = REFUSED.....	79	0.14
98 = BLANK (NO ANSWER).....	4	0.01
99 = LEGITIMATE SKIP.....	17399	31.48

During the past 12 months, how many times have you stolen or tried to steal anything worth more than \$50?

SNYSTOLE¹ Len : 2 STOLEN/TRIED TO STEAL ANYTHING WORTH > \$50

	Freq	Pct
1 = 0 times.....	37126	67.17
2 = 1 or 2 times.....	424	0.77
3 = 3 to 5 times.....	99	0.18
4 = 6 to 9 times.....	46	0.08
5 = 10 or more times.....	92	0.17
94 = DON'T KNOW.....	22	0.04
97 = REFUSED.....	56	0.10
98 = BLANK (NO ANSWER).....	4	0.01
99 = LEGITIMATE SKIP.....	17399	31.48

During the past 12 months, how many times have you attacked someone with the intent to seriously hurt them?

SNYATTAK¹ Len : 2 ATTACKED SOMEONE W/INTENT TO SERIOUSLY HURT THEM

	Freq	Pct
1 = 0 times.....	36858	66.69
2 = 1 or 2 times.....	767	1.39
3 = 3 to 5 times.....	108	0.20
4 = 6 to 9 times.....	34	0.06
5 = 10 or more times.....	35	0.06
94 = DON'T KNOW.....	18	0.03
97 = REFUSED.....	45	0.08
98 = BLANK (NO ANSWER).....	4	0.01
99 = LEGITIMATE SKIP.....	17399	31.48

SOCIAL ENVIRONMENT

How do you feel about adults trying marijuana or hashish once or twice?

SNFAMJEV ¹	Len : 2 HOW YOU FEEL: ADLTS TRYING MJ/HASH	Freq	Pct
	1 = Neither approve nor disapprove	21719	39.30
	2 = Somewhat disapprove	4526	8.19
	3 = Strongly disapprove	11219	20.30
	94 = DON'T KNOW	241	0.44
	97 = REFUSED	160	0.29
	98 = BLANK (NO ANSWER).....	4	0.01
	99 = LEGITIMATE SKIP	17399	31.48

During the past 12 months, how many times did you attend religious services? Please do not include special occasions such as weddings, funerals, or other special events in your answer.

SNRLGSVC ¹	Len : 2 PAST 12 MOS, HOW MANY RELIG. SERVICES	Freq	Pct
	1 = 0 times	15723	28.45
	2 = 1 to 2 times	4524	8.19
	3 = 3 to 5 times	3753	6.79
	4 = 6 to 24 times	5016	9.08
	5 = 25 to 52 times	4356	7.88
	6 = More than 52 times	4278	7.74
	94 = DON'T KNOW	108	0.20
	97 = REFUSED	107	0.19
	98 = BLANK (NO ANSWER).....	4	0.01
	99 = LEGITIMATE SKIP	17399	31.48

These next questions are about the role that religious beliefs may play in your life. For each statement, please indicate whether you strongly disagree, disagree, agree, or strongly agree.

Your religious beliefs are a very important part of your life.

SNRLGIMP ¹	Len : 2 MY RELIGIOUS BELIEFS ARE VERY IMPORTANT	Freq	Pct
	1 = Strongly Disagree	5960	10.78
	2 = Disagree	5478	9.91
	3 = Agree.....	13545	24.51
	4 = Strongly Agree.....	12374	22.39
	94 = DON'T KNOW	263	0.48
	97 = REFUSED	245	0.44
	98 = BLANK (NO ANSWER).....	4	0.01
	99 = LEGITIMATE SKIP	17399	31.48

Your religious beliefs influence how you make decisions in your life.

SNRLDCSN ¹	Len : 2 MY RELIGIOUS BELIEFS INFLUENCE MY DECISIONS	Freq	Pct
	1 = Strongly Disagree	6247	11.30
	2 = Disagree	6956	12.59
	3 = Agree.....	13757	24.89
	4 = Strongly Agree.....	10438	18.89
	94 = DON'T KNOW	240	0.43
	97 = REFUSED	227	0.41
	98 = BLANK (NO ANSWER).....	4	0.01
	99 = LEGITIMATE SKIP	17399	31.48

It is important that your friends share your religious beliefs.

SNRLFRND ¹	Len : 2 IT IS IMPORTANT THAT MY FRIENDS SHARE REL BELIEFS	Freq	Pct
	1 = Strongly Disagree	11877	21.49
	2 = Disagree	14838	26.85
	3 = Agree.....	7689	13.91
	4 = Strongly Agree.....	2940	5.32
	94 = DON'T KNOW	289	0.52
	97 = REFUSED	232	0.42
	98 = BLANK (NO ANSWER).....	4	0.01
	99 = LEGITIMATE SKIP	17399	31.48

YOUTH EXPERIENCES

YOUTH EXPERIENCES

The values in the section may be inconsistent with values from the core section(s). Items in this section were edited when respondents legitimately skipped out of these items based on prior answers in the core section(s). Otherwise, non-core items generally were not edited to make them consistent with core items, and core items were not edited to make them consistent with non-core items. This note applies to variables in this section marked by a¹.

How many times have you moved in the past 5 years?

YEMOV5Y2¹	Len : 3 # TIMES MOVED IN PAST 5 YEARS		
		Freq	Pct
	0 = None.....	9149	16.55
	1 = One time.....	3539	6.40
	2 = Two times.....	1843	3.33
	3 = Three times.....	1209	2.19
	4 = Four times.....	548	0.99
	5 = Five times.....	283	0.51
	6 = Six or more times.....	394	0.71
	985 = BAD DATA Logically assigned.....	2	0.00
	989 = LEGITIMATE SKIP Logically assigned.....	1	0.00
	994 = DON'T KNOW.....	375	0.68
	997 = REFUSED.....	57	0.10
	999 = LEGITIMATE SKIP.....	37868	68.52

Have you attended any type of school at any time during the past 12 months?

YEATNDYR¹	Len : 2 ATTENDED ANY TYPE OF SCHOOL PAST 12 MONTHS		
		Freq	Pct
	1 = Yes.....	16268	29.43
	2 = No.....	999	1.81
	85 = BAD DATA Logically assigned.....	2	0.00
	89 = LEGITIMATE SKIP Logically assigned.....	1	0.00
	94 = DON'T KNOW.....	96	0.17
	97 = REFUSED.....	34	0.06
	99 = LEGITIMATE SKIP.....	37868	68.52

Some parents decide to educate their children at home rather than send them to school. Have you been home-schooled at any time during the past 12 months?

YEHMSLYR¹	Len : 2 HOME SCHOOLED AT ANY TIME DURING THE PAST 12 MOS		
		Freq	Pct
	1 = Yes.....	91	0.16
	2 = No.....	1018	1.84
	85 = BAD DATA Logically assigned.....	1	0.00
	94 = DON'T KNOW.....	3	0.01
	97 = REFUSED.....	17	0.03
	98 = BLANK (NO ANSWER).....	1	0.00
	99 = LEGITIMATE SKIP.....	54137	97.95

Which of the statements below best describes how you felt overall about going to school during the past 12 months?

YESCHFLT¹	Len : 2 HOW YOU FELT OVERALL ABT GOING TO SCHL PAST 12 MOS		
		Freq	Pct
	1 = You liked going to school a lot.....	5228	9.46
	2 = You kind of liked going to school.....	8019	14.51
	3 = You didn't like going to school very much.....	2220	4.02
	4 = You hated going to school.....	868	1.57
	85 = BAD DATA Logically assigned.....	1	0.00
	89 = LEGITIMATE SKIP Logically assigned.....	1	0.00
	94 = DON'T KNOW.....	14	0.03
	97 = REFUSED.....	24	0.04
	98 = BLANK (NO ANSWER).....	106	0.19
	99 = LEGITIMATE SKIP.....	38787	70.18

YOUTH EXPERIENCES

During the past 12 months, how often did you feel that the school work you were assigned to do was meaningful and important?

YESCHWRK¹ Len : 2 HOW OFTEN FELT SCHL WORK MEANINGFUL PST 12 MOS

	Freq	Pct
1 = Always	4841	8.76
2 = Sometimes.....	8437	15.27
3 = Seldom	2263	4.09
4 = Never.....	776	1.40
85 = BAD DATA Logically assigned.....	1	0.00
89 = LEGITIMATE SKIP Logically assigned.....	1	0.00
94 = DON'T KNOW.....	33	0.06
97 = REFUSED	23	0.04
98 = BLANK (NO ANSWER).....	106	0.19
99 = LEGITIMATE SKIP	38787	70.18

How important do you think the things you have learned in school during the past 12 months are going to be to you later in life?

YESCHIMP¹ Len : 2 HOW IMPT THINGS LEARNED PST 12 MOS ARE GOING TO BE

	Freq	Pct
1 = Very important	7858	14.22
2 = Somewhat important.....	6460	11.69
3 = Somewhat unimportant.....	1525	2.76
4 = Very unimportant	475	0.86
85 = BAD DATA Logically assigned.....	1	0.00
89 = LEGITIMATE SKIP Logically assigned.....	1	0.00
94 = DON'T KNOW.....	30	0.05
97 = REFUSED	25	0.05
98 = BLANK (NO ANSWER).....	106	0.19
99 = LEGITIMATE SKIP	38787	70.18

How interesting do you think most of your courses at school during the past 12 months have been?

YESCHINT¹ Len : 2 HOW INTERESTING ARE COURSES AT SCHL PAST 12 MONTHS

	Freq	Pct
1 = Very interesting.....	4111	7.44
2 = Somewhat interesting	8709	15.76
3 = Somewhat boring.....	2577	4.66
4 = Very boring	920	1.66
85 = BAD DATA Logically assigned.....	1	0.00
89 = LEGITIMATE SKIP Logically assigned.....	1	0.00
94 = DON'T KNOW.....	33	0.06
97 = REFUSED	23	0.04
98 = BLANK (NO ANSWER).....	106	0.19
99 = LEGITIMATE SKIP	38787	70.18

During the past 12 months, how often did your teachers at school let you know when you were doing a good job with you school work?

YETCGJOB¹ Len : 2 HOW OFTEN TCHR SAY DOING A GOOD JOB PAST 12 MONTHS

	Freq	Pct
1 = Always	5430	9.82
2 = Sometimes.....	7299	13.21
3 = Seldom	2675	4.84
4 = Never.....	913	1.65
85 = BAD DATA Logically assigned.....	1	0.00
89 = LEGITIMATE SKIP Logically assigned.....	1	0.00
94 = DON'T KNOW.....	31	0.06
97 = REFUSED	25	0.05
98 = BLANK (NO ANSWER).....	106	0.19
99 = LEGITIMATE SKIP	38787	70.18

YOUTH EXPERIENCES

What were your grades for the last semester or grading period you completed?

YELSTGRD ¹	Len : 2 GRADES FOR LAST SEMESTER/GRADING PERIOD COMPLETED	Freq	Pct
	1 = An "A+", "A" or "A-minus" average	5123	9.27
	2 = A "B+", "B" or "B-minus" average	6566	11.88
	3 = A "C+", "C" or "C-minus" average	3109	5.63
	4 = A "D" or less than a "D" average	791	1.43
	5 = My school does not give these grades	483	0.87
	85 = BAD DATA Logically assigned	1	0.00
	89 = LEGITIMATE SKIP Logically assigned.....	1	0.00
	94 = DON'T KNOW.....	201	0.36
	97 = REFUSED	100	0.18
	98 = BLANK (NO ANSWER).....	106	0.19
	99 = LEGITIMATE SKIP	38787	70.18

How many of the students in your grade at school would you say smoke cigarettes?

Please think about the school you would be attending if you were not home-schooled, as you answer these next questions.

How many of the students in your grade at school would you say smoke cigarettes?

YESTSCIG ¹	Len : 2 HOW MANY SDNTS YOU KNOW IN GRADE SMOKE CIGARETTES	Freq	Pct
	1 = None of them	3319	6.01
	2 = A few of them.....	8930	16.16
	3 = Most of them.....	3471	6.28
	4 = All of them.....	112	0.20
	85 = BAD DATA Logically assigned	1	0.00
	89 = LEGITIMATE SKIP Logically assigned.....	1	0.00
	94 = DON'T KNOW.....	502	0.91
	97 = REFUSED	39	0.07
	98 = BLANK (NO ANSWER).....	106	0.19
	99 = LEGITIMATE SKIP	38787	70.18

How many of the students in your grade at school would you say use marijuana or hashish?

YESTSMJ ¹	Len : 2 HOW MANY SDNTS YOU KNOW IN GRADE USE MJ/HASH	Freq	Pct
	1 = None of them	4421	8.00
	2 = A few of them.....	6802	12.31
	3 = Most of them.....	4120	7.45
	4 = All of them.....	342	0.62
	85 = BAD DATA Logically assigned	1	0.00
	89 = LEGITIMATE SKIP Logically assigned.....	1	0.00
	94 = DON'T KNOW.....	640	1.16
	97 = REFUSED	48	0.09
	98 = BLANK (NO ANSWER).....	106	0.19
	99 = LEGITIMATE SKIP	38787	70.18

How many of the students in your grade at school would you say drink alcoholic beverages?

YESTSALC ¹	Len : 2 HOW MANY SDNTS YOU KNOW IN GRADE DRINK ALCOHOL	Freq	Pct
	1 = None of them	3410	6.17
	2 = A few of them.....	6248	11.30
	3 = Most of them.....	5565	10.07
	4 = All of them.....	555	1.00
	85 = BAD DATA Logically assigned	1	0.00
	89 = LEGITIMATE SKIP Logically assigned.....	1	0.00
	94 = DON'T KNOW.....	553	1.00
	97 = REFUSED	42	0.08
	98 = BLANK (NO ANSWER).....	106	0.19
	99 = LEGITIMATE SKIP	38787	70.18

YOUTH EXPERIENCES

How many of the students in your grade at school would you say get drunk at least once a week?

YEYSDNK¹ Len : 2 HOW MANY SDNTS YOU KNOW GET DRUNK WEEKLY

	Freq	Pct
1 = None of them	6460	11.69
2 = A few of them.....	6829	12.36
3 = Most of them.....	2112	3.82
4 = All of them.....	176	0.32
85 = BAD DATA Logically assigned.....	1	0.00
89 = LEGITIMATE SKIP Logically assigned.....	1	0.00
94 = DON'T KNOW.....	751	1.36
97 = REFUSED	45	0.08
98 = BLANK (NO ANSWER).....	106	0.19
99 = LEGITIMATE SKIP	38787	70.18

The next questions ask about your parents. By parents, we mean either your biological parents, adoptive parents, stepparents, or adult guardians who live in your household.

During the past 12 months, how often did your parents provide help with your homework when you needed it?

YEPCHKHW¹ Len : 2 PRNTS CHECK IF YOU'VE DONE HOMEWORK PST 12 MOS

	Freq	Pct
1 = Always	8592	15.55
2 = Sometimes.....	4637	8.39
3 = Seldom	1801	3.26
4 = Never.....	1261	2.28
85 = BAD DATA Logically assigned.....	1	0.00
89 = LEGITIMATE SKIP Logically assigned.....	1	0.00
94 = DON'T KNOW.....	40	0.07
97 = REFUSED	42	0.08
98 = BLANK (NO ANSWER).....	106	0.19
99 = LEGITIMATE SKIP	38787	70.18

During the past 12 months, how often did your parents provide help with your homework when you needed it?

YEPHLPHW¹ Len : 2 PRNTS HELPED YOU W/HOMEWORK PAST 12 MONTHS

	Freq	Pct
1 = Always	9424	17.05
2 = Sometimes.....	3697	6.69
3 = Seldom	1553	2.81
4 = Never.....	1616	2.92
85 = BAD DATA Logically assigned.....	1	0.00
89 = LEGITIMATE SKIP Logically assigned.....	1	0.00
94 = DON'T KNOW.....	44	0.08
97 = REFUSED	39	0.07
98 = BLANK (NO ANSWER).....	106	0.19
99 = LEGITIMATE SKIP	38787	70.18

During the past 12 months, how often did your parents make you do chores around the house?

YEPCHORE¹ Len : 2 PRNTS MADE YOU DO WORK/CHORES PAST 12 MONTHS

	Freq	Pct
1 = Always	8847	16.01
2 = Sometimes.....	6349	11.49
3 = Seldom	1493	2.70
4 = Never.....	619	1.12
85 = BAD DATA Logically assigned.....	2	0.00
89 = LEGITIMATE SKIP Logically assigned.....	1	0.00
94 = DON'T KNOW.....	46	0.08
97 = REFUSED	43	0.08
99 = LEGITIMATE SKIP	37868	68.52

YOUTH EXPERIENCES

During the past 12 months, how often did your parents limit the amount of time you watched TV?

YEPLMTTV¹	Len : 2 PRNTS LIMITED YOUR AMT OF TV TIME PST 12 MOS		
		Freq	Pct
	1 = Always	2113	3.82
	2 = Sometimes.....	4672	8.45
	3 = Seldom	3313	5.99
	4 = Never.....	7163	12.96
	85 = BAD DATA Logically assigned.....	2	0.00
	89 = LEGITIMATE SKIP Logically assigned.....	1	0.00
	94 = DON'T KNOW.....	82	0.15
	97 = REFUSED	54	0.10
	99 = LEGITIMATE SKIP	37868	68.52

During the past 12 months, how often did your parents limit the amount of time you went out with friends on school nights?

YEPLMTSN¹	Len : 2 PRNTS LIMITED YOUR TIME OUT W/FRNDS PST 12 MOS		
		Freq	Pct
	1 = Always	6730	12.18
	2 = Sometimes.....	4520	8.18
	3 = Seldom	2412	4.36
	4 = Never.....	2446	4.43
	85 = BAD DATA Logically assigned.....	1	0.00
	89 = LEGITIMATE SKIP Logically assigned.....	1	0.00
	94 = DON'T KNOW.....	188	0.34
	97 = REFUSED	77	0.14
	98 = BLANK (NO ANSWER).....	106	0.19
	99 = LEGITIMATE SKIP	38787	70.18

During the past 12 months, how often did your parents let you know when you'd done a good job?

YEPGDJOB¹	Len : 2 PRNTS LET YOU KNOW DONE A GOOD JOB PST 12 MOS		
		Freq	Pct
	1 = Always	9326	16.87
	2 = Sometimes.....	5407	9.78
	3 = Seldom	1849	3.35
	4 = Never.....	743	1.34
	85 = BAD DATA Logically assigned.....	2	0.00
	89 = LEGITIMATE SKIP Logically assigned.....	1	0.00
	94 = DON'T KNOW.....	43	0.08
	97 = REFUSED	29	0.05
	99 = LEGITIMATE SKIP	37868	68.52

During the past 12 months, how often did your parents tell you they were proud of you for something you had done?

YEPPROUD¹	Len : 2 TELL YOU THEY'RE PROUD OF SOMETHING YOU'D DONE		
		Freq	Pct
	1 = Always	9574	17.32
	2 = Sometimes.....	5165	9.35
	3 = Seldom	1841	3.33
	4 = Never.....	732	1.32
	85 = BAD DATA Logically assigned.....	2	0.00
	89 = LEGITIMATE SKIP Logically assigned.....	1	0.00
	94 = DON'T KNOW.....	56	0.10
	97 = REFUSED	29	0.05
	99 = LEGITIMATE SKIP	37868	68.52

YOUTH EXPERIENCES

During the past 12 months, how many times have you argued or had a fight with at least one of your parents?

YEYARGUP¹	Len : 2 ARGUED/HAD A FIGHT WITH AT LEAST ONE OF YOUR PRNTS		
		Freq	Pct
	1 = 0 times.....	3063	5.54
	2 = 1 or 2 times.....	4877	8.82
	3 = 3 to 5 times.....	3720	6.73
	4 = 6 to 9 times.....	1820	3.29
	5 = 10 or more times.....	3672	6.64
	85 = BAD DATA Logically assigned.....	2	0.00
	89 = LEGITIMATE SKIP Logically assigned.....	1	0.00
	94 = DON'T KNOW.....	160	0.29
	97 = REFUSED.....	85	0.15
	99 = LEGITIMATE SKIP.....	37868	68.52

During the past 12 months, how many times have you gotten into a serious fight at school or work?

YEYFGTSW¹	Len : 2 GOTTEN INTO A SERIOUS FIGHT AT SCHOOL/WORK		
		Freq	Pct
	1 = 0 times.....	13994	25.32
	2 = 1 or 2 times.....	2542	4.60
	3 = 3 to 5 times.....	543	0.98
	4 = 6 to 9 times.....	120	0.22
	5 = 10 or more times.....	114	0.21
	85 = BAD DATA Logically assigned.....	2	0.00
	89 = LEGITIMATE SKIP Logically assigned.....	1	0.00
	94 = DON'T KNOW.....	44	0.08
	97 = REFUSED.....	40	0.07
	99 = LEGITIMATE SKIP.....	37868	68.52

During the past 12 months, how many times have you taken part in a fight where a group of your friends fought against another group?

YEYFGTGP¹	Len : 2 TAKEN PART IN FIGHT WHERE GROUP FIGHTS GROUP		
		Freq	Pct
	1 = 0 times.....	15197	27.50
	2 = 1 or 2 times.....	1627	2.94
	3 = 3 to 5 times.....	325	0.59
	4 = 6 to 9 times.....	79	0.14
	5 = 10 or more times.....	82	0.15
	85 = BAD DATA Logically assigned.....	2	0.00
	89 = LEGITIMATE SKIP Logically assigned.....	1	0.00
	94 = DON'T KNOW.....	48	0.09
	97 = REFUSED.....	39	0.07
	99 = LEGITIMATE SKIP.....	37868	68.52

During the past 12 months, how many times have you carried a handgun?

YEYHGUN¹	Len : 2 CARRIED A HANDGUN		
		Freq	Pct
	1 = 0 times.....	16675	30.17
	2 = 1 or 2 times.....	421	0.76
	3 = 3 to 5 times.....	103	0.19
	4 = 6 to 9 times.....	44	0.08
	5 = 10 or more times.....	93	0.17
	85 = BAD DATA Logically assigned.....	2	0.00
	89 = LEGITIMATE SKIP Logically assigned.....	1	0.00
	94 = DON'T KNOW.....	23	0.04
	97 = REFUSED.....	38	0.07
	99 = LEGITIMATE SKIP.....	37868	68.52

YOUTH EXPERIENCES

During the past 12 months, how many times have you sold illegal drugs?

YEYSELL¹	Len : 2 SOLD ILLEGAL DRUGS		
		Freq	Pct
	1 = 0 times.....	16845	30.48
	2 = 1 or 2 times.....	270	0.49
	3 = 3 to 5 times.....	93	0.17
	4 = 6 to 9 times.....	42	0.08
	5 = 10 or more times.....	98	0.18
	85 = BAD DATA Logically assigned.....	2	0.00
	89 = LEGITIMATE SKIP Logically assigned.....	1	0.00
	94 = DON'T KNOW.....	11	0.02
	97 = REFUSED.....	38	0.07
	99 = LEGITIMATE SKIP.....	37868	68.52

During the past 12 months, how many times have you stolen or tried to steal anything worth more than \$50?

YEYSTOLE¹	Len : 2 STOLEN/TRIED TO STEAL ANYTHING WORTH >\$50		
		Freq	Pct
	1 = 0 times.....	16718	30.25
	2 = 1 or 2 times.....	428	0.77
	3 = 3 to 5 times.....	110	0.20
	4 = 6 to 9 times.....	31	0.06
	5 = 10 or more times.....	49	0.09
	85 = BAD DATA Logically assigned.....	2	0.00
	89 = LEGITIMATE SKIP Logically assigned.....	1	0.00
	94 = DON'T KNOW.....	17	0.03
	97 = REFUSED.....	44	0.08
	99 = LEGITIMATE SKIP.....	37868	68.52

During the past 12 months, how many times have you attacked someone with the intent to seriously hurt them?

YEYATTAK¹	Len : 2 ATTACKED SOMEONE W/INTENT TO SERIOUSLY HURT THEM		
		Freq	Pct
	1 = 0 times.....	16285	29.47
	2 = 1 or 2 times.....	870	1.57
	3 = 3 to 5 times.....	111	0.20
	4 = 6 to 9 times.....	35	0.06
	5 = 10 or more times.....	27	0.05
	85 = BAD DATA Logically assigned.....	2	0.00
	89 = LEGITIMATE SKIP Logically assigned.....	1	0.00
	94 = DON'T KNOW.....	27	0.05
	97 = REFUSED.....	42	0.08
	99 = LEGITIMATE SKIP.....	37868	68.52

How do you think your parents would feel about you smoking one or more packs of cigarettes per day?

YEPPKCIG¹	Len : 2 HOW PRNTS WLD FEEL: YOU SMOKING 1+ PACK CIGS/DAY		
		Freq	Pct
	1 = Neither approve nor disapprove.....	648	1.17
	2 = Somewhat disapprove.....	611	1.11
	3 = Strongly disapprove.....	15877	28.73
	85 = BAD DATA Logically assigned.....	3	0.01
	89 = LEGITIMATE SKIP Logically assigned.....	1	0.00
	94 = DON'T KNOW.....	178	0.32
	97 = REFUSED.....	82	0.15
	99 = LEGITIMATE SKIP.....	37868	68.52

YOUTH EXPERIENCES

How do you think your parents would feel about you trying marijuana or hashish once or twice?

YEPMJEV1	Len : 2	HOW PRNTS WLD FEEL: YOU TRYING MJ/HASH		
			Freq	Pct
		1 = Neither Approve or Disapprove	783	1.42
		2 = Somewhat Disapprove	1237	2.24
		3 = Strongly Disapprove.....	15134	27.38
		85 = BAD DATA Logically assigned.....	3	0.01
		89 = LEGITIMATE SKIP Logically assigned.....	1	0.00
		94 = DON'T KNOW.....	163	0.29
		97 = REFUSED	79	0.14
		99 = LEGITIMATE SKIP	37868	68.52

How do you think your parents would feel about you using marijuana or hashish once a month or more?

YEPMJMO1	Len : 2	HOW PRNTS WLD FEEL: YOU USING MJ/HASH MONTHLY		
			Freq	Pct
		1 = Neither Approve or Disapprove	699	1.26
		2 = Somewhat Disapprove	909	1.64
		3 = Strongly Disapprove.....	15540	28.12
		85 = BAD DATA Logically assigned.....	3	0.01
		89 = LEGITIMATE SKIP Logically assigned.....	1	0.00
		94 = DON'T KNOW.....	161	0.29
		97 = REFUSED	87	0.16
		99 = LEGITIMATE SKIP	37868	68.52

How do you think your parents would feel about you having one or two drinks of an alcoholic beverage nearly every day?

YEPALDLY1	Len : 2	HOW PRNTS WLD FEEL: YOU DRINKING ALC DAILY		
			Freq	Pct
		1 = Neither Approve or Disapprove	595	1.08
		2 = Somewhat Disapprove	1121	2.03
		3 = Strongly Disapprove.....	15469	27.99
		85 = BAD DATA Logically assigned.....	3	0.01
		89 = LEGITIMATE SKIP Logically assigned.....	1	0.00
		94 = DON'T KNOW.....	138	0.25
		97 = REFUSED	73	0.13
		99 = LEGITIMATE SKIP	37868	68.52

How do you feel about someone your age smoking one or more packs of cigarettes a day?

YEGPKCIG1	Len : 2	HOW YOU FEEL S/ONE YOUR AGE SMOKG 1+ PK CIGS/DY		
			Freq	Pct
		1 = Neither approve nor disapprove	1552	2.81
		2 = Somewhat disapprove	1952	3.53
		3 = Strongly disapprove	13702	24.79
		85 = BAD DATA Logically assigned.....	3	0.01
		89 = LEGITIMATE SKIP Logically assigned.....	1	0.00
		94 = DON'T KNOW.....	134	0.24
		97 = REFUSED	56	0.10
		99 = LEGITIMATE SKIP	37868	68.52

How do you feel about someone your age trying marijuana or hashish once or twice?

YEGMJEV1	Len : 2	HOW YOU FEEL S/ONE YOUR AGE TRYING MJ/HASH		
			Freq	Pct
		1 = Neither approve nor disapprove	3430	6.21
		2 = Somewhat disapprove	2595	4.70
		3 = Strongly disapprove	11168	20.21
		85 = BAD DATA Logically assigned.....	3	0.01
		89 = LEGITIMATE SKIP Logically assigned.....	1	0.00
		94 = DON'T KNOW.....	145	0.26
		97 = REFUSED	58	0.10
		99 = LEGITIMATE SKIP	37868	68.52

YOUTH EXPERIENCES

How do you feel about someone your age using marijuana once a month or more?

YEGMJMO ¹ Len : 2 HOW YOU FEEL S/ONE YOUR AGE USING MJ/HASH MONTHLY		Freq	Pct
1 = Neither approve nor disapprove		3422	6.19
2 = Somewhat disapprove		2480	4.49
3 = Strongly disapprove		11280	20.41
85 = BAD DATA Logically assigned		3	0.01
89 = LEGITIMATE SKIP Logically assigned.....		1	0.00
94 = DON'T KNOW.....		155	0.28
97 = REFUSED		59	0.11
99 = LEGITIMATE SKIP		37868	68.52

How do you feel about someone your age having one or two drinks of an alcoholic beverage nearly every day?

YEGALDLY ¹ Len : 2 HOW YOU FEEL S/ONE YOUR AGE DRINKING ALC DLY		Freq	Pct
1 = Neither approve nor disapprove		1976	3.58
2 = Somewhat disapprove		2739	4.96
3 = Strongly disapprove		12476	22.57
85 = BAD DATA Logically assigned		3	0.01
89 = LEGITIMATE SKIP Logically assigned.....		1	0.00
94 = DON'T KNOW.....		148	0.27
97 = REFUSED		57	0.10
99 = LEGITIMATE SKIP		37868	68.52

How do you think your close friends would feel about you smoking one or more packs of cigarettes a day?

YEFPKCIG ¹ Len : 2 HOW YOU FEEL FRIENDS SMOKING 1+ PACK CIGS/DAY		Freq	Pct
1 = Neither approve nor disapprove		2025	3.66
2 = Somewhat disapprove		2906	5.26
3 = Strongly disapprove		12202	22.08
85 = BAD DATA Logically assigned		3	0.01
89 = LEGITIMATE SKIP Logically assigned.....		1	0.00
94 = DON'T KNOW.....		197	0.36
97 = REFUSED		66	0.12
99 = LEGITIMATE SKIP		37868	68.52

How do you think your close friends would feel about you trying marijuana or hashish once or twice?

YEFMJEV ¹ Len : 2 HOW YOU FEEL FRIENDS USING MJ 1X/MO		Freq	Pct
1 = Neither approve nor disapprove		3474	6.29
2 = Somewhat disapprove		2777	5.02
3 = Strongly disapprove		10873	19.67
85 = BAD DATA Logically assigned		3	0.01
89 = LEGITIMATE SKIP Logically assigned.....		1	0.00
94 = DON'T KNOW.....		206	0.37
97 = REFUSED		66	0.12
99 = LEGITIMATE SKIP		37868	68.52

How do you think your close friends would feel about you using marijuana or hashish once a month or more?

YEFMJMO ¹ Len : 2 HOW YOU FEEL FRIENDS USING MJ MONTHLY		Freq	Pct
1 = Neither approve nor disapprove		3289	5.95
2 = Somewhat disapprove		2557	4.63
3 = Strongly disapprove		11274	20.40
85 = BAD DATA Logically assigned		3	0.01
89 = LEGITIMATE SKIP Logically assigned.....		1	0.00
94 = DON'T KNOW.....		203	0.37
97 = REFUSED		73	0.13
99 = LEGITIMATE SKIP		37868	68.52

YOUTH EXPERIENCES

How do you think your close friends would feel about you having one or two drinks of an alcoholic beverage nearly every day?

YEFALDLY ¹	Len : 2 HOW YOU FEEL FRIENDS DRINKING ALC DAILY	Freq	Pct
	1 = Neither approve nor disapprove	2406	4.35
	2 = Somewhat disapprove	3041	5.50
	3 = Strongly disapprove	11663	21.10
	85 = BAD DATA Logically assigned	3	0.01
	89 = LEGITIMATE SKIP Logically assigned.....	1	0.00
	94 = DON'T KNOW.....	213	0.39
	97 = REFUSED	73	0.13
	99 = LEGITIMATE SKIP	37868	68.52

NOTE: In the variables YETLKPAR, YETLKBGF, YETLKOTA and YETLKSOP, codes of 11 were assigned if the respondent indicated that there was no one that he/she could talk to about a serious problem but the respondent also indicated 1 or more people that he/she could talk to about a serious problem.

If you wanted to talk to someone about a serious problem, which of the following people would you turn to?

YETLKNON ¹	Len : 2 THERE IS NOBODY I CAN TALK TO ABOUT SERIOUS PROBS	Freq	Pct
	1 = Response entered	673	1.22
	6 = Response not entered.....	16321	29.53
	11 = Response entered (& other responses entered).....	257	0.47
	85 = BAD DATA Logically assigned	3	0.01
	94 = DON'T KNOW.....	90	0.16
	97 = REFUSED	54	0.10
	98 = BLANK (NO ANSWER).....	1	0.00
	99 = LEGITIMATE SKIP	37869	68.52

YETLKPAR ¹	Len : 2 MY MOTHER/FATHER/GUARDIAN	Freq	Pct
	1 = Response entered	12340	22.33
	6 = Response not entered.....	4812	8.71
	11 = Response entered (YETLKNON=11)	99	0.18
	85 = BAD DATA Logically assigned	1	0.00
	89 = LEGITIMATE SKIP Logically assigned.....	1	0.00
	94 = DON'T KNOW.....	90	0.16
	97 = REFUSED	54	0.10
	98 = BLANK (NO ANSWER).....	3	0.01
	99 = LEGITIMATE SKIP	37868	68.52

YETLKBGF ¹	Len : 2 MY BOYFRIEND/GIRLFRIEND	Freq	Pct
	1 = Response entered	5229	9.46
	6 = Response not entered.....	11930	21.59
	11 = Response entered (YETLKNON=11)	92	0.17
	89 = LEGITIMATE SKIP Logically assigned.....	1	0.00
	94 = DON'T KNOW.....	90	0.16
	97 = REFUSED	54	0.10
	98 = BLANK (NO ANSWER).....	4	0.01
	99 = LEGITIMATE SKIP	37868	68.52

YETLKOTA ¹	Len : 2 SOME OTHER ADULT	Freq	Pct
	1 = Response entered	4987	9.02
	6 = Response not entered.....	12185	22.05
	11 = Response entered (YETLKNON=11)	79	0.14
	89 = LEGITIMATE SKIP Logically assigned.....	1	0.00
	94 = DON'T KNOW.....	90	0.16
	97 = REFUSED	54	0.10
	98 = BLANK (NO ANSWER).....	4	0.01
	99 = LEGITIMATE SKIP	37868	68.52

YOUTH EXPERIENCES

YETLKSOP¹ Len : 2 SOME OTHER PERSON

	Freq	Pct
1 = Response entered	6198	11.21
6 = Response not entered.....	10915	19.75
11 = Response entered (YETLKNON=11)	138	0.25
94 = DON'T KNOW.....	90	0.16
97 = REFUSED	54	0.10
98 = BLANK (NO ANSWER).....	4	0.01
99 = LEGITIMATE SKIP	37869	68.52

Now think about the past 12 months, that is, from [DATEFILL] through today. During the past 12 months, have you talked with at least one of your parents about the dangers of tobacco, alcohol, or drug use? By parents, we mean either your biological parents, adoptive parents, stepparents, or adult guardians -- whether or not they live with you.

YEPRTDNG¹ Len : 2 HAVE YOU TALKED W/PARENT(S) ABT DANGER OF TOB/ALC

	Freq	Pct
1 = Yes	9904	17.92
2 = No.....	7247	13.11
85 = BAD DATA Logically assigned.....	4	0.01
89 = LEGITIMATE SKIP Logically assigned.....	1	0.00
94 = DON'T KNOW.....	169	0.31
97 = REFUSED	75	0.14
99 = LEGITIMATE SKIP	37868	68.52

During the past 12 months have you participated in a problem solving, communication skills or self-esteem group?

YEPRBSLV¹ Len : 2 PRBLM SOLVING/COMMUNICATION SKILLS/SELF-ESTEEM GR

	Freq	Pct
1 = Yes	3838	6.94
2 = No.....	13160	23.81
85 = BAD DATA Logically assigned.....	4	0.01
89 = LEGITIMATE SKIP Logically assigned.....	1	0.00
94 = DON'T KNOW.....	326	0.59
97 = REFUSED	71	0.13
99 = LEGITIMATE SKIP	37868	68.52

During the past 12 months have you participated in a violence prevention program, where you learn ways to avoid fights and control anger?

YEVIOPRV¹ Len : 2 VIOLENCE PREVENTION PROGRAMS

	Freq	Pct
1 = Yes	2377	4.30
2 = No.....	14857	26.88
85 = BAD DATA Logically assigned.....	4	0.01
89 = LEGITIMATE SKIP Logically assigned.....	1	0.00
94 = DON'T KNOW.....	111	0.20
97 = REFUSED	50	0.09
99 = LEGITIMATE SKIP	37868	68.52

During the past 12 months have you participated in an alcohol, tobacco or drug prevention program outside of school, where you learn about the dangers of using, and how to resist using, alcohol, tobacco, or drugs?

YEDGPRGP¹ Len : 2 ALCOHOL/TOBACCO/DRUG PREV PGMS OUTSIDE SCHL

	Freq	Pct
1 = Yes	2061	3.73
2 = No.....	15191	27.49
85 = BAD DATA Logically assigned.....	4	0.01
89 = LEGITIMATE SKIP Logically assigned.....	1	0.00
94 = DON'T KNOW.....	93	0.17
97 = REFUSED	50	0.09
99 = LEGITIMATE SKIP	37868	68.52

YOUTH EXPERIENCES

During the past 12 months have you participated in a program or meeting to help you deal with drug or alcohol use by you or another member of your family, such as Alcoholics Anonymous, Alateen, or individual or group counseling?

YESLFHLP¹ Len : 2 AA/ALATEEN/INDIVIDUAL OR GROUP COUNSELING

	Freq	Pct
1 = Yes	727	1.32
2 = No.....	16491	29.84
85 = BAD DATA Logically assigned.....	4	0.01
89 = LEGITIMATE SKIP Logically assigned.....	1	0.00
94 = DON'T KNOW.....	116	0.21
97 = REFUSED	61	0.11
99 = LEGITIMATE SKIP	37868	68.52

During the past 12 months have you participated in pregnancy or sexually transmitted disease prevention programs?

YEPRGSTD¹ Len : 2 PREGNANCY OR SEXUALLY TRANSMITTED DISEASE PGMS

	Freq	Pct
1 = Yes	1652	2.99
2 = No.....	15601	28.23
85 = BAD DATA Logically assigned.....	4	0.01
89 = LEGITIMATE SKIP Logically assigned.....	1	0.00
94 = DON'T KNOW.....	83	0.15
97 = REFUSED	59	0.11
99 = LEGITIMATE SKIP	37868	68.52

During the past 12 months, in how many different kinds of school-based activities, such as team sports, cheerleading, choir, band, student government, or clubs, have you participated?

YESCHACT¹ Len : 2 # OF SCHOOL-BASED ACT. PARTIC. IN PAST 12 MONTHS

	Freq	Pct
0 = None.....	2678	4.85
1 = One	4241	7.67
2 = Two	4448	8.05
3 = 3 or more	5920	10.71
85 = BAD DATA Logically assigned.....	4	0.01
89 = LEGITIMATE SKIP Logically assigned.....	1	0.00
94 = DON'T KNOW.....	68	0.12
97 = REFUSED	40	0.07
99 = LEGITIMATE SKIP	37868	68.52

During the past 12 months, in how many different kinds of community-based activities, such as volunteer activities, sports, clubs, or groups have you participated?

YECOMACT¹ Len : 2 # OF COMM.-BASED ACT. PARTIC. IN PAST 12 MONTHS

	Freq	Pct
0 = None.....	4159	7.53
1 = One	4581	8.29
2 = Two	3839	6.95
3 = 3 or more	4637	8.39
85 = BAD DATA Logically assigned.....	4	0.01
89 = LEGITIMATE SKIP Logically assigned.....	1	0.00
94 = DON'T KNOW.....	139	0.25
97 = REFUSED	40	0.07
99 = LEGITIMATE SKIP	37868	68.52

During the past 12 months, in how many different kinds of church or faith-based activities, such as clubs, youth groups, Saturday or Sunday school, prayer groups, youth trips, service or volunteer activities have you participated?

YEFAIACT¹ Len : 2 # OF FAITH-BASED ACT. PARTIC. IN PAST 12 MONTHS

	Freq	Pct
0 = None.....	6549	11.85
1 = One	3927	7.11
2 = Two	2280	4.13
3 = 3 or more	4447	8.05
85 = BAD DATA Logically assigned.....	4	0.01
89 = LEGITIMATE SKIP Logically assigned.....	1	0.00
94 = DON'T KNOW.....	141	0.26
97 = REFUSED	51	0.09
99 = LEGITIMATE SKIP	37868	68.52

YOUTH EXPERIENCES

During the past 12 months, in how many different kinds of other activities, such as dance lessons, piano lessons, karate lessons, or horseback riding lessons, have you participated?

YEOTHACT¹ Len : 2 # OF OTHER ACT. PARTIC. IN PAST 12 MONTHS

	Freq	Pct
0 = None.....	10240	18.53
1 = One	3720	6.73
2 = Two	1564	2.83
3 = 3 or more.....	1727	3.12
85 = BAD DATA Logically assigned.....	4	0.01
89 = LEGITIMATE SKIP Logically assigned.....	1	0.00
94 = DON'T KNOW.....	103	0.19
97 = REFUSED	41	0.07
99 = LEGITIMATE SKIP	37868	68.52

During the past 12 months have you had a special class about drugs or alcohol in school?

YEDECLAS¹ Len : 2 A SPECIAL CLASS ABOUT DRUGS OR ALCOHOL

	Freq	Pct
1 = Yes.....	7086	12.82
2 = No.....	9142	16.54
85 = BAD DATA Logically assigned.....	3	0.01
89 = LEGITIMATE SKIP Logically assigned.....	1	0.00
94 = DON'T KNOW.....	106	0.19
97 = REFUSED	37	0.07
98 = BLANK (NO ANSWER).....	106	0.19
99 = LEGITIMATE SKIP	38787	70.18

During the past 12 months have you had films, lectures, discussions, or printed information about drugs or alcohol in one of your regular school classes such as health or physical education?

YEDERGLR¹ Len : 2 FILMS/LECTURES/DISCUS/INFO ABOUT DRG/ALC IN CLASS

	Freq	Pct
1 = Yes.....	10600	19.18
2 = No.....	5602	10.14
85 = BAD DATA Logically assigned.....	3	0.01
89 = LEGITIMATE SKIP Logically assigned.....	1	0.00
94 = DON'T KNOW.....	129	0.23
97 = REFUSED	40	0.07
98 = BLANK (NO ANSWER).....	106	0.19
99 = LEGITIMATE SKIP	38787	70.18

During the past 12 months have you had films, lectures, discussions, or printed information about drugs or alcohol outside of one of your regular classes such as in a special assembly?

YEDESPCL¹ Len : 2 FILMS/LECTURES/DISCUS/INFO ABOUT DRG/ALC OUT CLAS

	Freq	Pct
1 = Yes.....	6125	11.08
2 = No.....	10043	18.17
85 = BAD DATA Logically assigned.....	3	0.01
89 = LEGITIMATE SKIP Logically assigned.....	1	0.00
94 = DON'T KNOW.....	161	0.29
97 = REFUSED	42	0.08
98 = BLANK (NO ANSWER).....	106	0.19
99 = LEGITIMATE SKIP	38787	70.18

During the past 12 months have you seen or heard any alcohol or drug prevention messages from sources outside school such as posters, pamphlets, radio, or TV?

YEPVNTYR¹ Len : 2 SEEN/HEARD ALC/DRG PREV MESSAGES FRM SOURC OUT SC

	Freq	Pct
1 = Yes.....	13012	23.54
2 = No.....	4182	7.57
85 = BAD DATA Logically assigned.....	4	0.01
89 = LEGITIMATE SKIP Logically assigned.....	1	0.00
94 = DON'T KNOW.....	160	0.29
97 = REFUSED	41	0.07
99 = LEGITIMATE SKIP	37868	68.52

YOUTH EXPERIENCES

During the past 12 months, how many times did you attend religious services? Please do not include special occasions such as weddings, funerals, or other special events in your answer.

YERLGSVC¹ Len : 2 PAST 12 MOS, HOW MANY RELIG. SERVICES

	Freq	Pct
1 = 0 times.....	6090	11.02
2 = 1 to 2 times.....	2305	4.17
3 = 3 to 5 times.....	1486	2.69
4 = 6 to 24 times.....	2086	3.77
5 = 25 to 52 times.....	2108	3.81
6 = More than 52 times.....	2906	5.26
85 = BAD DATA Logically assigned.....	4	0.01
89 = LEGITIMATE SKIP Logically assigned.....	1	0.00
94 = DON'T KNOW.....	340	0.62
97 = REFUSED.....	74	0.13
99 = LEGITIMATE SKIP.....	37868	68.52

These next questions are about the role that religious beliefs may play in your life. For each statement, please indicate whether you strongly disagree, disagree, agree, or strongly agree.

Your religious beliefs are a very important part of your life.

YERLGIMP¹ Len : 2 MY RELIGIOUS BELIEFS ARE VERY IMPORTANT

	Freq	Pct
1 = Strongly Disagree.....	2002	3.62
2 = Disagree.....	2575	4.66
3 = Agree.....	6823	12.35
4 = Strongly Agree.....	5553	10.05
85 = BAD DATA Logically assigned.....	4	0.01
89 = LEGITIMATE SKIP Logically assigned.....	1	0.00
94 = DON'T KNOW.....	304	0.55
97 = REFUSED.....	138	0.25
99 = LEGITIMATE SKIP.....	37868	68.52

Your religious beliefs influence how you make decisions in your life.

YERLDCSN¹ Len : 2 MY RELIGIOUS BELIEFS INFLUENCE MY DECISIONS

	Freq	Pct
1 = Strongly Disagree.....	2289	4.14
2 = Disagree.....	3519	6.37
3 = Agree.....	6649	12.03
4 = Strongly Agree.....	4513	8.17
85 = BAD DATA Logically assigned.....	4	0.01
89 = LEGITIMATE SKIP Logically assigned.....	1	0.00
94 = DON'T KNOW.....	287	0.52
97 = REFUSED.....	138	0.25
99 = LEGITIMATE SKIP.....	37868	68.52

It is important that your friends share your religious beliefs.

YERLFRND¹ Len : 2 IT IS IMPORTANT THAT MY FRIENDS SHARE REL BELIEFS

	Freq	Pct
1 = Strongly Disagree.....	4694	8.49
2 = Disagree.....	6663	12.06
3 = Agree.....	3964	7.17
4 = Strongly Agree.....	1533	2.77
85 = BAD DATA Logically assigned.....	4	0.01
89 = LEGITIMATE SKIP Logically assigned.....	1	0.00
94 = DON'T KNOW.....	405	0.73
97 = REFUSED.....	136	0.25
99 = LEGITIMATE SKIP.....	37868	68.52

RECODED YOUTH EXPERIENCES

RECODED YOUTH EXPERIENCES

NOTE: The variables in this section are recoded variables that were created from one or more of the edited variables from the preceding section.

MVIN5YR2	Len : 1 NUMBER OF TIMES YOUTH MOVED IN PST 5 YRS		
	. = Unknown/Aged 18+ (Otherwise)	Freq	Pct
	1 = More than One Time (YEMOV5Y2=2 to 6).....	38303	69.30
	2 = None or One Time (YEMOV5Y2=0,1).....	4277	7.74
		12688	22.96
SCHFELT	Len : 1 HOW YTH FELT: ABOUT GOING TO SCHOOL IN PST YR		
	. = Unknown/Aged 18+ (Otherwise)	Freq	Pct
	1 = Liked A Lot/Kind of Liked (YESCHFLT=1,2).....	38933	70.44
	2 = Didn't Like Very Much/Hated (YESCHFLT=3,4).....	13247	23.97
		3088	5.59
TCHGJOB	Len : 1 TEACHER LET YTH KNOW DOING GOOD JOB IN PST YR		
	. = Unknown/Aged 18+ (Otherwise)	Freq	Pct
	1 = Always/Sometimes (YETCGJOB=1,2)	38951	70.48
	2 = Seldom/Never (YETCGJOB=3,4).....	12729	23.03
		3588	6.49
AVGGRADE	Len : 1 GRADE AVERAGE FOR LAST GRADING PERIOD COMPLETED		
	. = Unknown/Aged 18+ (Otherwise)	Freq	Pct
	1 = D or Lower (YELSTGRD=4).....	39679	71.79
	2 = A, B, or C (YELSTGRD=1,2,3).....	791	1.43
		14798	26.77
STNDSCIG	Len : 1 STUDENTS IN YTH GRADE SMOKE CIGARETTES		
	. = Unknown/Aged 18+ (Otherwise)	Freq	Pct
	1 = Most/All (YESTSCIG=3,4).....	39436	71.35
	2 = None/Few (YESTSCIG=1,2).....	3583	6.48
		12249	22.16
STNDSMJ	Len : 1 STUDENTS IN YTH GRADE USE MARIJUANA/HASHISH		
	. = Unknown/Aged 18+ (Otherwise)	Freq	Pct
	1 = Most/All (YESTSMJ=3,4)	39583	71.62
	2 = None/Few (YESTSMJ=1,2).....	4462	8.07
		11223	20.31
STNDALC	Len : 1 STUDENTS IN YTH GRADE DRINK ALCOHOLIC BEVERAGES		
	. = Unknown/Aged 18+ (Otherwise)	Freq	Pct
	1 = Most/All (YESTSALC=3,4)	39490	71.45
	2 = None/Few (YESTSALC=1,2).....	6120	11.07
		9658	17.47
STNDDNK	Len : 1 STUDENTS IN YTH GRADE GET DRUNK ONCE/WEEK		
	. = Unknown/Aged 18+ (Otherwise)	Freq	Pct
	1 = Most/All (YESTSDNK=3,4)	39691	71.82
	2 = None/Few (YESTSDNK=1,2).....	2288	4.14
		13289	24.04
PARCHKHW	Len : 1 PARENTS CHECK IF HOMEWORK DONE IN PST YR		
	. = Unknown/Aged 18+ (Otherwise)	Freq	Pct
	1 = Always/Sometimes (YEPCHKHW=1,2).....	38977	70.52
	2 = Seldom/Never (YEPCHKHW=3,4)	13229	23.94
		3062	5.54
PARHLPHW	Len : 1 PARENTS HELP WITH HOMEWORK IN PST YR		
	. = Unknown/Aged 18+ (Otherwise)	Freq	Pct
	1 = Always/Sometimes (YEPHLPHW=1,2).....	38978	70.53
	2 = Seldom/Never (YEPHLPHW=3,4).....	13121	23.74
		3169	5.73

RECODED YOUTH EXPERIENCES

PRCHORE2	Len : 1 PARENTS MAKE YTH DO CHORES AROUND HOUSE IN PST YR		
	. = Unknown/Aged 18+ (Otherwise)	Freq	Pct
	1 = Always/Sometimes (YEPCHORE=1,2).....	37960	68.68
	2 = Seldom/Never (YEPCHORE=3,4).....	15196	27.50
		2112	3.82
PRLMTTV2	Len : 1 PARENTS LIMIT AMOUNT OF TV IN PST YR		
	. = Unknown/Aged 18+ (Otherwise)	Freq	Pct
	1 = Always/Sometimes (YEPLMTTV=1,2).....	38007	68.77
	2 = Seldom/Never (YEPLMTTV=3,4).....	6785	12.28
		10476	18.95
PARLMTSN	Len : 1 PARENTS LIMIT TIME OUT ON SCHOOL NIGHT IN PST YR		
	. = Unknown/Aged 18+ (Otherwise)	Freq	Pct
	1 = Always/Sometimes (YEPLMTSN=1,2)	39160	70.85
	2 = Seldom/Never (YEPLMTSN=3,4).....	11250	20.36
		4858	8.79
PRGDJOB2	Len : 1 PARENTS TELL YTH HAD DONE GOOD JOB IN PST YR		
	. = Unknown/Aged 18+ (Otherwise)	Freq	Pct
	1 = Always/Sometimes (YEPGDJOB=1,2)	37943	68.65
	2 = Seldom/Never (YEPGDJOB=3,4).....	14733	26.66
		2592	4.69
PRPROUD2	Len : 1 PARENTS TELL YTH PROUD OF THINGS DONE IN PST YR		
	. = Unknown/Aged 18+ (Otherwise)	Freq	Pct
	1 = Always/Sometimes (YEPPROUD=1,2).....	37956	68.68
	2 = Seldom/Never (YEPPROUD=3,4).....	14739	26.67
		2573	4.66
ARGUPAR	Len : 1 TIMES ARGUED/HAD A FIGHT WITH ONE PARENT IN PST YR		
	. = Unknown/Aged 18+ (Otherwise)	Freq	Pct
	1 = 9 or Fewer (YEYARGUP=1,2,3,4).....	38116	68.97
	2 = 10 or More (YEYARGUP=5)	13480	24.39
		3672	6.64
YOFIGHT2	Len : 1 YOUTH HAD SERIOUS FIGHT AT SCHOOL/WORK		
	. = Unknown/Aged 18+ (Otherwise)	Freq	Pct
	1 = One or More Times (YEYFGTSW=2,3,4,5)	37955	68.67
	2 = None (YEYFGTSW=1).....	3319	6.01
		13994	25.32
YOGRPFT2	Len : 1 YOUTH FOUGHT WITH GROUP VS OTHER GROUP		
	. = Unknown/Aged 18+ (Otherwise)	Freq	Pct
	1 = One or More Times (YEYFGTGP=2,3,4,5).....	37958	68.68
	2 = None (YEYFGTGP=1).....	2113	3.82
		15197	27.50
YOHGUN2	Len : 1 YOUTH CARRIED A HANDGUN		
	. = Unknown/Aged 18+ (Otherwise)	Freq	Pct
	1 = One or More Times (YEYHGUN=2,3,4,5)	37932	68.63
	2 = None (YEYHGUN=1).....	661	1.20
		16675	30.17
YOSELL2	Len : 1 YOUTH SOLD ILLEGAL DRUGS		
	. = Unknown/Aged 18+ (Otherwise)	Freq	Pct
	1 = One or More Times (YEYSELL=2,3,4,5)	37920	68.61
	2 = None (YEYSELL=1).....	503	0.91
		16845	30.48

RECODED YOUTH EXPERIENCES

YOSTOLE2	Len : 1 YOUTH STOLE/TRIED TO STEAL ITEM >\$50		
	. = Unknown/Aged 18+ (Otherwise)	Freq	Pct
	1 = One or More Times (YEYSTOLE=2,3,4,5)	37932	68.63
	2 = None (YEYSTOLE=1)	618	1.12
		16718	30.25
YOATTAK2	Len : 1 YOUTH ATTACKED WITH INTENT TO SERIOUSLY HARM		
	. = Unknown/Aged 18+ (Otherwise)	Freq	Pct
	1 = One or More Times (YEYATTAK=2,3,4,5)	37940	68.65
	2 = None (YEYATTAK=1)	1043	1.89
		16285	29.47
PRPKCIG2	Len : 1 YTH THINK: PARENTS FEEL ABT YTH SMOKE PACK CIG/DAY		
	. = Unknown/Aged 18+ (Otherwise)	Freq	Pct
	1 = Strongly Disapprove (YEPPKCIG=3)	38132	68.99
	2 = Somewhat Disapprove or Neither (YEPPKCIG=1,2)	15877	28.73
		1259	2.28
PRMJEV2	Len : 1 YTH THINK: PARENTS FEEL ABT YTH TRY MJ/HASH		
	. = Unknown/Aged 18+ (Otherwise)	Freq	Pct
	1 = Strongly Disapprove (YEPMJEVR=3)	38114	68.96
	2 = Somewhat Disapprove or Neither (YEPMJEVR=1,2)	15134	27.38
		2020	3.65
PRMJMO	Len : 1 YTH THINK: PARENTS FEEL ABT YTH USE MJ/HASH MNTHLY		
	. = Unknown/Aged 18+ (Otherwise)	Freq	Pct
	1 = Strongly Disapprove (YEPMJMO=3)	38120	68.97
	2 = Somewhat Disapprove or Neither (YEPMJMO=1,2)	15540	28.12
		1608	2.91
PRALDLY2	Len : 1 YTH THINK: PARNTS FEEL ABT YTH DRK 1-2 ALC BEV/DAY		
	. = Unknown/Aged 18+ (Otherwise)	Freq	Pct
	1 = Strongly Disapprove (YEPALDLY=3)	38083	68.91
	2 = Somewhat Disapprove or Neither (YEPALDLY=1,2)	15469	27.99
		1716	3.10
YFLPKCG2	Len : 1 HOW YTH FEELS: PEERS SMOKE PACK/DAY CIG		
	. = Unknown/Aged 18+ (Otherwise)	Freq	Pct
	1 = Strongly/Somewhat Disapprove (YEGPKCIG=2,3)	38062	68.87
	2 = Neither Approve Nor Disapprove (YEGPKCIG=1)	15654	28.32
		1552	2.81
YFLTMRJ2	Len : 1 HOW YTH FEELS: PEERS TRY MJ/HASH		
	. = Unknown/Aged 18+ (Otherwise)	Freq	Pct
	1 = Strongly/Somewhat Disapprove (YEGMJEV2=2,3)	38075	68.89
	2 = Neither Approve Nor Disapprove (YEGMJEV2=1)	13763	24.90
		3430	6.21
YFLMJMO	Len : 1 HOW YTH FEELS: PEERS USING MJ/HASH MONTHLY		
	. = Unknown/Aged 18+ (Otherwise)	Freq	Pct
	1 = Strongly/Somewhat Disapprove (YEGMJMO=2,3)	38086	68.91
	2 = Neither Approve Nor Disapprove (YEGMJMO=1)	13760	24.90
		3422	6.19
YFLADLY2	Len : 1 HOW YTH FEELS: PEERS DRNK 1-2 ALC BEV/DAY		
	. = Unknown/Aged 18+ (Otherwise)	Freq	Pct
	1 = Strongly/Somewhat Disapprove (YEGALDLY=2,3)	38077	68.90
	2 = Neither Approve Nor Disapprove (YEGALDLY=1)	15215	27.53
		1976	3.58

RECODED YOUTH EXPERIENCES

FRDPCIG2	Len : 1 YTH THINK: CLSE FRND FEEL ABT YTH SMK 1+ PAC DAILY		
	. = Unknown/Aged 18+ (Otherwise)	Freq	Pct
	1 = Strongly/Somewhat Disapprove (YEFKPCIG=2,3)	38135	69.00
	2 = Neither Approve Nor Disapprove (YEFKPCIG=1)	15108	27.34
		2025	3.66

FRDMEVR2	Len : 1 YTH THINK: CLOSE FRNDS FEEL ABT YTH TRY MJ/HASH		
	. = Unknown/Aged 18+ (Otherwise)	Freq	Pct
	1 = Strongly/Somewhat Disapprove (YEFMJEV=2,3)	38144	69.02
	2 = Neither Approve Nor Disapprove (YEFMJEV=1)	13650	24.70
		3474	6.29

FRDMJMON	Len : 1 YTH THINK: CLSE FRNDS FEEL ABT YTH USE MJ/HASH MON		
	. = Unknown/Aged 18+ (Otherwise)	Freq	Pct
	1 = Strongly/Somewhat Disapprove (YEFMJMO=2,3)	38148	69.02
	2 = Neither Approve Nor Disapprove (YEFMJMO=1)	13831	25.03
		3289	5.95

FRDADLY2	Len : 1 YTH THINK: CLSE FRND FEEL ABT YTH HAVE 1-2 ALC/DAY		
	. = Unknown/Aged 18+ (Otherwise)	Freq	Pct
	1 = Strongly/Somewhat Disapprove (YEFALDLY=2,3)	38158	69.04
	2 = Neither Approve Nor Disapprove (YEFALDLY=1)	14704	26.60
		2406	4.35

The following variable, TALKPROB, was created from the variables containing information on who youths would talk with about serious problems: No one (YETLKNON), parent/guardian (YETLKPAP), boyfriend/girlfriend (YETLKBGF), other adults (YETLKOTA), or some other person (YETLKSOP). Youths who did not report a positive response to at least one of the source variables (no source variables=1), or youths who reported both being able to talk with no one (YETLKNON=11) and being able to talk to someone (YETLKPAP, YETLKBGF, YETLKOTA, or YETLKSOP=11), or respondents over the age of 17 (all source variables=99) were coded as SAS missing.

TALKPROB	Len : 1 WHO YTH TALKS WITH ABOUT SERIOUS PROBLEMS		
	. = Otherwise (See comment above)	Freq	Pct
	1 = No One (YETLKNON=1)	38274	69.25
	2 = Someone (YETLKPAP, YETLKBGF, YETLKOTA, or YETLKSOP=1)	673	1.22
		16321	29.53

PRTALK3	Len : 1 TALKED WITH PARENT ABOUT DANGER TOB/ALC/DRG		
	. = Unknown/Aged 18+ (Otherwise)	Freq	Pct
	1 = Yes (YEPRTDNG=1)	38117	68.97
	2 = No (YEPRTDNG=2)	9904	17.92
		7247	13.11

PRBSOLV2	Len : 1 PARTICIPATED IN PRBSLV/COMMSKILL/SELFESTEEM GROUP		
	. = Unknown/Aged 18+ (Otherwise)	Freq	Pct
	1 = Yes (YEPRBSLV=1)	38270	69.24
	2 = No (YEPRBSLV=2)	3838	6.94
		13160	23.81

PREVIOL2	Len : 1 PARTICIPATED IN VIOLENCE PREVENTION PROGRAM		
	. = Unknown/Aged 18+ (Otherwise)	Freq	Pct
	1 = Yes (YEVIOPRV=1)	38034	68.82
	2 = No (YEVIOPRV=2)	2377	4.30
		14857	26.88

PRVDRGO2	Len : 1 PARTICIPATED IN DRUG PREV PROGRAM OUTSIDE SCHOOL		
	. = Unknown/Aged 18+ (Otherwise)	Freq	Pct
	1 = Yes (YEDGPRGP=1)	38016	68.78
	2 = No (YEDGPRGP=2)	2061	3.73
		15191	27.49

RECODED YOUTH EXPERIENCES

GRPCNSL2	Len : 1 PARTICIPATED IN PROGRAM TO HELP SUBSTANCE ABUSE		
	. = Unknown/Aged 18+ (Otherwise)	Freq	Pct
	1 = Yes (YESLFHLP=1).....	38050	68.85
	2 = No (YESLFHLP=2)	727	1.32
		16491	29.84

PREGPGM2	Len : 1 PARTICIPATED IN PREG/STD PREVENTION PROGRAM		
	. = Unknown/Aged 18+ (Otherwise)	Freq	Pct
	1 = Yes (YEPRGSTD=1)	38015	68.78
	2 = No (YEPRGSTD=2).....	1652	2.99
		15601	28.23

The following variable, YTHACT2, was created by counting the number of positive responses reported over the following 4 youth activity questions: School-based (YESCHACT), community-based (YECOMACT), church or faith-based (YEFIACT), or other activities (YEOTHACT). Youth respondents who reported participation in 2 or more activities were included in the "2 or More Activities" category regardless of how many other activity questions were answered. Youth respondents who did not answer 2 or more of the 4 youth activity questions with a "yes" or "no" response were coded as SAS missing. To be included in the "None or 1 Activity" category, a youth respondent must have answered 2 or more of the activity questions and reported they participated in either zero or one activity.

YTHACT2	Len : 1 YTH PARTICIPATED IN YOUTH ACTIVITIES		
	. = Otherwise (See comment above).....	Freq	Pct
	1 = None or 1 Activity (See comment above).....	37948	68.66
	2 = 2 or More Activities (2 or more source vars=1).....	2298	4.16
		15022	27.18

DRPRVME3	Len : 1 YTH SEEN DRUG PREVENTION MESSAGE OUTSIDE SCHOOL		
	. = Unknown/Aged 18+ (Otherwise)	Freq	Pct
	1 = Yes (YEPVNTYR=1).....	38074	68.89
	2 = No (YEPVNTYR=2)	13012	23.54
		4182	7.57

ANYEDUC3	Len : 1 YTH HAD ANY DRUG EDUCATION IN SCHOOL		
	. = Otherwise	Freq	Pct
	1 = Yes (YEDECLAS=1 or YEDERGLR=1 or YEDESPCL=1).....	39054	70.66
	2 = No (YEDECLAS=2 & YEDERGLR=2 & YEDESPCL=2).....	12186	22.05
		4028	7.29

RLGATTD	Len : 1 NUMBER TIMES ATTEND RELIGIOUS SERVICES IN PST YR		
	. = Unknown/Aged 18+ (Otherwise)	Freq	Pct
	1 = 25 or More (YERLGSVC=5,6).....	38287	69.28
	2 = Less than 25 (YERLGSVC=1,2,3,4).....	5014	9.07
		11967	21.65

RLGIMPT	Len : 1 RELIGIOUS BELIEFS VERY IMPORTANT IN LIFE		
	. = Unknown/Aged 18+ (Otherwise)	Freq	Pct
	1 = Agree/Strongly Agree (YERLGIMP=3,4)	38315	69.33
	2 = Strongly Disagree/Disagree (YERLGIMP=1,2).....	12376	22.39
		4577	8.28

RLGDASN	Len : 1 RELIGIOUS BELIEFS INFLUENCE LIFE DECISIONS		
	. = Unknown/Aged 18+ (Otherwise)	Freq	Pct
	1 = Agree/Strongly Agree (YERLDCSN=3,4)	38298	69.30
	2 = Strongly Disagree/Disagree (YERLDCSN=1,2).....	11162	20.20
		5808	10.51

RLGFRND	Len : 1 IMPORTANT FOR FRIENDS TO SHARE RELIGIOUS BELIEFS		
	. = Unknown/Aged 18+ (Otherwise)	Freq	Pct
	1 = Agree/Strongly Agree (YERLFRND=3,4)	38414	69.50
	2 = Strongly Disagree/Disagree (YERLFRND=1,2).....	5497	9.95
		11357	20.55

MENTAL HEALTH

MENTAL HEALTH

The values in the section may be inconsistent with values from the core section(s). Items in this section were edited when respondents legitimately skipped out of these items based on prior answers in the core section(s). Otherwise, non-core items generally were not edited to make them consistent with core items, and core items were not edited to make them consistent with non-core items. This note applies to variables in this section marked by a¹.

These questions ask how you have been feeling during the past 30 days.

During the past 30 days, how often did you feel nervous?

DSTNRV30¹ Len : 2 HOW OFTEN FELT NERVOUS PAST 30 DAYS

	Freq	Pct
1 = All of the time	793	1.43
2 = Most of the time	1692	3.06
3 = Some of the time.....	7753	14.03
4 = A little of the time	14278	25.83
5 = None of the time	13209	23.90
94 = DON'T KNOW.....	78	0.14
97 = REFUSED	62	0.11
98 = BLANK (NO ANSWER).....	4	0.01
99 = LEGITIMATE SKIP	17399	31.48

During the past 30 days, how often did you feel hopeless?

DSTHOP30¹ Len : 2 HOW OFTEN FELT HOPELESS PAST 30 DAYS

	Freq	Pct
1 = All of the time	649	1.17
2 = Most of the time	1225	2.22
3 = Some of the time.....	3819	6.91
4 = A little of the time	7353	13.30
5 = None of the time	24688	44.67
94 = DON'T KNOW.....	65	0.12
97 = REFUSED	66	0.12
98 = BLANK (NO ANSWER).....	4	0.01
99 = LEGITIMATE SKIP	17399	31.48

During the past 30 days, how often did you feel restless or fidgety?

DSTRST30¹ Len : 2 HOW OFTEN FELT RESTLESS/FIDGETY PST 30 DYS

	Freq	Pct
1 = All of the time	893	1.62
2 = Most of the time	1911	3.46
3 = Some of the time.....	6792	12.29
4 = A little of the time	11182	20.23
5 = None of the time	16929	30.63
94 = DON'T KNOW.....	92	0.17
97 = REFUSED	66	0.12
98 = BLANK (NO ANSWER).....	4	0.01
99 = LEGITIMATE SKIP	17399	31.48

During the past 30 days, how often did you feel so sad or depressed that nothing could cheer you up?

DSTCHR30¹ Len : 2 HOW OFTEN FELT SAD NOTHING COULD CHEER YOU UP

	Freq	Pct
1 = All of the time	564	1.02
2 = Most of the time	1187	2.15
3 = Some of the time.....	3594	6.50
4 = A little of the time	7126	12.89
5 = None of the time	25266	45.72
94 = DON'T KNOW.....	55	0.10
97 = REFUSED	73	0.13
98 = BLANK (NO ANSWER).....	4	0.01
99 = LEGITIMATE SKIP	17399	31.48

MENTAL HEALTH

During the past 30 days, how often did you feel that everything was an effort?

DSTEFF30¹ Len : 2 HOW OFT FELT EVERYTHING EFFORT PST 30 DYS

	Freq	Pct
1 = All of the time.....	1824	3.30
2 = Most of the time.....	2541	4.60
3 = Some of the time.....	5653	10.23
4 = A little of the time.....	10073	18.23
5 = None of the time.....	17474	31.62
94 = DON'T KNOW.....	206	0.37
97 = REFUSED.....	94	0.17
98 = BLANK (NO ANSWER).....	4	0.01
99 = LEGITIMATE SKIP.....	17399	31.48

During the past 30 days, how often did you feel down on yourself, no good or worthless?

DSTNGD30¹ Len : 2 HOW OFT FELT DOWN/WTHLSS/NO GOOD PST 30 DYS

	Freq	Pct
1 = All of the time.....	670	1.21
2 = Most of the time.....	1340	2.42
3 = Some of the time.....	3651	6.61
4 = A little of the time.....	7553	13.67
5 = None of the time.....	24519	44.36
94 = DON'T KNOW.....	58	0.10
97 = REFUSED.....	74	0.13
98 = BLANK (NO ANSWER).....	4	0.01
99 = LEGITIMATE SKIP.....	17399	31.48

The last questions asked about how you have been feeling during the past 30 days. Now think about the past 12 months. Was there a month in the past 12 months when you felt more depressed, anxious, or emotionally stressed than you felt during the past 30 days?

DSTWORST¹ Len : 2 MON IN PST 12 MOS FELT WORSE THAN PST 30 DYS

	Freq	Pct
1 = Yes.....	13106	23.71
2 = No.....	24587	44.49
94 = DON'T KNOW.....	101	0.18
97 = REFUSED.....	71	0.13
98 = BLANK (NO ANSWER).....	4	0.01
99 = LEGITIMATE SKIP.....	17399	31.48

Think of one month in the past 12 months when you were the most depressed, anxious, or emotionally stressed.

During that month, how often did you feel nervous?

DSTNRV12¹ Len : 2 HOW OFT FELT NERVOUS IN WORST MONTH, PST 12 MOS

	Freq	Pct
1 = All of the time.....	1552	2.81
2 = Most of the time.....	3121	5.65
3 = Some of the time.....	4447	8.05
4 = A little of the time.....	3028	5.48
5 = None of the time.....	925	1.67
94 = DON'T KNOW.....	27	0.05
97 = REFUSED.....	77	0.14
98 = BLANK (NO ANSWER).....	105	0.19
99 = LEGITIMATE SKIP.....	41986	75.97

MENTAL HEALTH

During that same month when you were at your worst emotionally...

how often did you feel hopeless?

DSTHOP12¹	Len : 2	HOW OFTEN FELT HOPELESS IN WORST MONTH		
			Freq	Pct
		1 = All of the time.....	1335	2.42
		2 = Most of the time	2416	4.37
		3 = Some of the time.....	3263	5.90
		4 = A little of the time	2867	5.19
		5 = None of the time	3199	5.79
		94 = DON'T KNOW.....	15	0.03
		97 = REFUSED	82	0.15
		98 = BLANK (NO ANSWER).....	105	0.19
		99 = LEGITIMATE SKIP	41986	75.97

During that same month when you were at your worst emotionally...

how often did you feel restless or fidgety?

DSTRST12¹	Len : 2	HOW OFTEN FELT RESTLESS IN WORST MONTH		
			Freq	Pct
		1 = All of the time.....	1231	2.23
		2 = Most of the time	2272	4.11
		3 = Some of the time.....	3717	6.73
		4 = A little of the time	3536	6.40
		5 = None of the time	2316	4.19
		94 = DON'T KNOW.....	25	0.05
		97 = REFUSED	80	0.14
		98 = BLANK (NO ANSWER).....	105	0.19
		99 = LEGITIMATE SKIP	41986	75.97

During that same month when you were at your worst emotionally...

how often did you feel so sad or depressed that nothing could cheer you up?

DSTCHR12¹	Len : 2	HOW OFTEN COULDN'T BE CHEERED UP IN WORST MONTH		
			Freq	Pct
		1 = All of the time.....	1377	2.49
		2 = Most of the time	2396	4.34
		3 = Some of the time.....	3049	5.52
		4 = A little of the time	3005	5.44
		5 = None of the time	3258	5.89
		94 = DON'T KNOW.....	13	0.02
		97 = REFUSED	79	0.14
		98 = BLANK (NO ANSWER).....	105	0.19
		99 = LEGITIMATE SKIP	41986	75.97

During that same month when you were at your worst emotionally...

how often did you feel that everything was an effort?

DSTEFF12¹	Len : 2	HOW OFT FELT EVERYTHING AN EFFORT IN WORST MON		
			Freq	Pct
		1 = All of the time.....	1692	3.06
		2 = Most of the time	2517	4.55
		3 = Some of the time.....	3325	6.02
		4 = A little of the time	3192	5.78
		5 = None of the time	2330	4.22
		94 = DON'T KNOW.....	35	0.06
		97 = REFUSED	86	0.16
		98 = BLANK (NO ANSWER).....	105	0.19
		99 = LEGITIMATE SKIP	41986	75.97

MENTAL HEALTH

During that same month when you were at your worst emotionally...

how often did you feel down on yourself, no good, or worthless?

DSTNGD12¹ Len : 2 HOW OFTEN FELT NO GOOD IN WORST MONTH

	Freq	Pct
1 = All of the time.....	1391	2.52
2 = Most of the time	2091	3.78
3 = Some of the time.....	2797	5.06
4 = A little of the time	2893	5.23
5 = None of the time	3910	7.07
94 = DON'T KNOW.....	13	0.02
97 = REFUSED	82	0.15
98 = BLANK (NO ANSWER).....	105	0.19
99 = LEGITIMATE SKIP	41986	75.97

During that one month when your emotions, nerves or mental health interfered most with your daily activities...

how much difficulty did you have remembering to do things you needed to do?

IMPREMEM¹ Len : 2 DIFFICULTY REMEMBERING ONE MO IN PST 12 MOS

	Freq	Pct
1 = No difficulty.....	15335	27.75
2 = Mild difficulty	10355	18.74
3 = Moderate difficulty.....	4039	7.31
4 = Severe difficulty	1036	1.87
94 = DON'T KNOW.....	102	0.18
97 = REFUSED	51	0.09
98 = BLANK (NO ANSWER).....	4	0.01
99 = LEGITIMATE SKIP	24346	44.05

During that one month when your emotions, nerves or mental health interfered most with your daily activities...

how much difficulty did you have concentrating on doing something important when other things were going on around you?

IMPCONCN¹ Len : 2 DIFFICULTY CONCENTRATING ONE MO IN PST 12 MOS

	Freq	Pct
1 = No difficulty.....	13427	24.29
2 = Mild difficulty	10963	19.84
3 = Moderate difficulty.....	4986	9.02
4 = Severe difficulty	1382	2.50
94 = DON'T KNOW.....	105	0.19
97 = REFUSED	55	0.10
98 = BLANK (NO ANSWER).....	4	0.01
99 = LEGITIMATE SKIP	24346	44.05

During that one month when your emotions, nerves or mental health interfered most with your daily activities...

how much difficulty did you have going out of the house and getting around on your own?

IMPGOUT¹ Len : 2 DIFFICULTY GOING OUT ONE MO IN PST 12 MO

	Freq	Pct
1 = No difficulty.....	21399	38.72
2 = Mild difficulty	4851	8.78
3 = Moderate difficulty.....	2823	5.11
4 = Severe difficulty	1046	1.89
5 = You didn't leave the house on your own.....	645	1.17
94 = DON'T KNOW.....	91	0.16
97 = REFUSED	63	0.11
98 = BLANK (NO ANSWER).....	4	0.01
99 = LEGITIMATE SKIP	24346	44.05

MENTAL HEALTH

Did problems with your emotions, nerves, or mental health keep you from leaving the house on your own?

IMPGOUTM¹	Len : 2	EMOTIONAL PROBLEMS KEEP YOU FROM LEAVING HOUSE		
			Freq	Pct
		1 = Yes	375	0.68
		2 = No.....	268	0.48
		94 = DON'T KNOW.....	2	0.00
		97 = REFUSED	63	0.11
		98 = BLANK (NO ANSWER).....	95	0.17
		99 = LEGITIMATE SKIP	54465	98.55

During that one month when your emotions, nerves or mental health interfered most with your daily activities...

how much difficulty did you have dealing with people you did not know well?

IMPPEOP¹	Len : 2	DIFFICULTY DEALING W STRANGERS ONE MO IN PST 12 M		
			Freq	Pct
		1 = No difficulty.....	18500	33.47
		2 = Mild difficulty.....	6691	12.11
		3 = Moderate difficulty.....	3211	5.81
		4 = Severe difficulty	1305	2.36
		5 = You didn't deal with people you did not know well.....	1057	1.91
		94 = DON'T KNOW.....	94	0.17
		97 = REFUSED	60	0.11
		98 = BLANK (NO ANSWER).....	4	0.01
		99 = LEGITIMATE SKIP	24346	44.05

Did problems with your emotions, nerves, or mental health keep you from dealing with people you did not know well?

IMPPEOPM¹	Len : 2	EMOTIONAL PROBLEMS KEEP YOU FROM DEALING W STRAGR		
			Freq	Pct
		1 = Yes	480	0.87
		2 = No.....	564	1.02
		94 = DON'T KNOW.....	10	0.02
		97 = REFUSED	63	0.11
		98 = BLANK (NO ANSWER).....	98	0.18
		99 = LEGITIMATE SKIP	54053	97.80

During that one month when your emotions, nerves or mental health interfered most with your daily activities...

how much difficulty did you have participating in social activities, like visiting friends or going to parties?

IMPSOC¹	Len : 2	DIFFICULTY PARTICIPATE IN SOCIAL ACT 1 MO /12 MO		
			Freq	Pct
		1 = No difficulty.....	17611	31.86
		2 = Mild difficulty.....	6534	11.82
		3 = Moderate difficulty.....	3624	6.56
		4 = Severe difficulty	1765	3.19
		5 = You didn't participate in social activities	1219	2.21
		94 = DON'T KNOW.....	94	0.17
		97 = REFUSED	71	0.13
		98 = BLANK (NO ANSWER).....	4	0.01
		99 = LEGITIMATE SKIP	24346	44.05

Did problems with your emotions, nerves, or mental health keep you from participating in social activities?

IMPSOCM¹	Len : 2	EMOTIONAL PROBS KEEP YOU FROM PART IN SOCIAL		
			Freq	Pct
		1 = Yes	685	1.24
		2 = No.....	529	0.96
		94 = DON'T KNOW.....	3	0.01
		97 = REFUSED	73	0.13
		98 = BLANK (NO ANSWER).....	98	0.18
		99 = LEGITIMATE SKIP	53880	97.49

MENTAL HEALTH

During that one month when your emotions, nerves or mental health interfered most with your daily activities...

how much difficulty did you have taking care of household responsibilities?

IMPHHLD¹ Len : 2 DIFFICULTY HOUSE RESPONS ONE MO IN PST 12 MO

	Freq	Pct
1 = No difficulty	17588	31.82
2 = Mild difficulty	7613	13.77
3 = Moderate difficulty.....	3684	6.67
4 = Severe difficulty	1534	2.78
5 = You didn't take care of household responsibilities	357	0.65
94 = DON'T KNOW.....	79	0.14
97 = REFUSED	62	0.11
98 = BLANK (NO ANSWER).....	5	0.01
99 = LEGITIMATE SKIP	24346	44.05

Did problems with your emotions, nerves, or mental health keep you from taking care of household responsibilities?

IMPHHLD¹ Len : 2 EMOTIONL PROBS MAKE KEEP YOU FRM TAKING CARE HOUS

	Freq	Pct
1 = Yes	214	0.39
2 = No.....	141	0.26
94 = DON'T KNOW.....	2	0.00
97 = REFUSED	62	0.11
98 = BLANK (NO ANSWER).....	84	0.15
99 = LEGITIMATE SKIP	54765	99.09

During that one month when your emotions, nerves or mental health interfered most with your daily activities...

how much difficulty did you have taking care of your daily responsibilities at work or school?

IMPRES¹ Len : 2 DIFFICULTY WORK RESPONS ONE MO IN PST 12 MO

	Freq	Pct
1 = No difficulty	18238	33.00
2 = Mild difficulty	6960	12.59
3 = Moderate difficulty.....	3084	5.58
4 = Severe difficulty	1176	2.13
5 = You didn't work or go to school	1282	2.32
94 = DON'T KNOW.....	105	0.19
97 = REFUSED	72	0.13
98 = BLANK (NO ANSWER).....	5	0.01
99 = LEGITIMATE SKIP	24346	44.05

Did problems with your emotions, nerves, or mental health keep you from working or going to school?

IMPRES¹ Len : 2 DID EMOTIONAL PROBS KEEP YOU FROM WORK/SCHOOL

	Freq	Pct
1 = Yes	312	0.56
2 = No.....	957	1.73
94 = DON'T KNOW.....	10	0.02
97 = REFUSED	75	0.14
98 = BLANK (NO ANSWER).....	110	0.20
99 = LEGITIMATE SKIP	53804	97.35

During that one month when your emotions, nerves or mental health interfered most with your daily activities...

how much difficulty did you have getting your daily work done as quickly as needed?

IMPWORK¹ Len : 2 DIFFICULTY DOING DAILY WORK ONE MO IN PST 12 MO

	Freq	Pct
1 = No difficulty	16073	29.08
2 = Mild difficulty	9081	16.43
3 = Moderate difficulty.....	3273	5.92
4 = Severe difficulty	1057	1.91
94 = DON'T KNOW.....	93	0.17
97 = REFUSED	58	0.10
98 = BLANK (NO ANSWER).....	5	0.01
99 = LEGITIMATE SKIP	25628	46.37

MENTAL HEALTH

You mentioned having difficulty with or being unable to do such things as [FILLs].

During the past 12 months, about how many weeks did you have these kinds of difficulties because of your emotions, nerves, or mental health? If you can't remember the exact number, just give your best estimate.

IMPWEEKS¹ Len : 2 NUM WEEKS HAVE DIFFICULTIES BECAUSE OF MENTL HLTH

	Freq	Pct
RANGE = 1 - 52.....	21778	39.40
94 = DON'T KNOW.....	806	1.46
97 = REFUSED.....	192	0.35
98 = BLANK (NO ANSWER).....	138	0.25
99 = LEGITIMATE SKIP.....	32354	58.54

During that/those [imweek1fill] week/weeks did you have these kinds of difficulties every day, most days, or only one or two days a week?

IMPDYFRQ¹ Len : 2 HOW MANY DAYS IN WEEK DID YOU HAVE DIFFICULTIES

	Freq	Pct
1 = Every day.....	1208	2.19
2 = Most days.....	6408	11.59
3 = Only one or two days a week.....	14108	25.53
94 = DON'T KNOW.....	37	0.07
97 = REFUSED.....	209	0.38
98 = BLANK (NO ANSWER).....	944	1.71
99 = LEGITIMATE SKIP.....	32354	58.54

About how many days out of 365 in the past 12 months were you totally unable to work or carry out your normal activities because of your emotions, nerves or mental health?

You can use any number between 0 and 365 to answer.

IMPYDAYS¹ Len : 3 HOW MANY DAY IN PAST YR YOU WERE UNABLE TO WORK

	Freq	Pct
RANGE = 0 - 365.....	22337	40.42
994 = DON'T KNOW.....	344	0.62
997 = REFUSED.....	95	0.17
998 = BLANK (NO ANSWER).....	138	0.25
999 = LEGITIMATE SKIP.....	32354	58.54

NOTE: IMPAIR is a created variable based on answers to questions corresponding to IMPREMEM through IMPWORK. Questions corresponding to these variables were adapted from a subset of questions in the World Health Organization Disability Assessment Schedule (WHODAS), which consists of questions that are used for assessing impairment in social adjustment and behavior.

Since 2010, an alternate score was given to the source variable (WHODAS) for respondents whose answers to questions corresponding to the distress measures DSTNRV30 through DSTNGD12 were all missing. The IMPAIR variable for these cases was assigned a level of 89 (LEGITIMATE SKIP Logically assigned).

IMPAIR¹ Len : 2 IMPAIRMENT SCORE FROM WHODAS SUBSET

	Freq	Pct
RANGE = 0 - 50.....	30918	55.94
89 = LEGITIMATE SKIP Logically assigned.....	73	0.13
98 = BLANK (NO ANSWER).....	4	0.01
99 = LEGITIMATE SKIP.....	24273	43.92

The next few questions are about thoughts of suicide. At any time in the past 12 months, that is from [datefill] up to and including today, did you seriously think about trying to kill yourself?

SUICTHNK¹ Len : 2 SERIOUSLY THINK ABOUT KILLING SELF PST 12 MOS

	Freq	Pct
1 = Yes.....	2108	3.81
2 = No.....	35609	64.43
94 = DON'T KNOW.....	40	0.07
97 = REFUSED.....	107	0.19
98 = BLANK (NO ANSWER).....	5	0.01
99 = LEGITIMATE SKIP.....	17399	31.48

MENTAL HEALTH

During the past 12 months, did you make any plans to kill yourself?

SUICPLAN ¹ Len : 2 MAKE PLANS TO KILL YOURSELF PST 12 MOS		Freq	Pct
1 = Yes		668	1.21
2 = No.....		1432	2.59
94 = DON'T KNOW.....		1	0.00
97 = REFUSED		114	0.21
98 = BLANK (NO ANSWER).....		45	0.08
99 = LEGITIMATE SKIP		53008	95.91

During the past 12 months, did you try to kill yourself?

SUICTRY ¹ Len : 2 TRY TO KILL YOURSELF PAST 12 MONTHS		Freq	Pct
1 = Yes		363	0.66
2 = No.....		1737	3.14
85 = BAD DATA Logically assigned		1	0.00
94 = DON'T KNOW.....		3	0.01
97 = REFUSED		111	0.20
98 = BLANK (NO ANSWER).....		45	0.08
99 = LEGITIMATE SKIP		53008	95.91

The following adult MDE variable, AMDEY2_U, is used in the 2012 mental illness prediction model. It is defined differently than AMDEYR which is used in the Mental Health Detailed Tables. See the mental illness variables in the Recoded Mental Health section of this codebook and the Recoded Mental Health Appendix for more details on the 2012 mental illness prediction model.

AMDEY2_U Len : 1 ADULT PAST YEAR MDE - 'UNKNOWN' IMPUTED AS 'NO'		Freq	Pct
. = Aged 12-17 (AGE2<7)		17399	31.48
0 = No/Unknown (AGE2>=7 and AMDEYR=.,2).....		34757	62.89
1 = Yes (AGE2>=7 and AMDEYR=1).....		3112	5.63

RECODED MENTAL HEALTH

RECODED MENTAL HEALTH

NOTE: The variables in this section are recoded variables that were created from one or more variables from the following two sections: Mental Health and Recoded Substance Dependence and Abuse.

Recoded variables were defined to measure psychological distress, Serious Mental Illness (SMI) and other levels of mental illness, as well as suicide ideation. A logistic regression model revised in 2012 is used to determine the predicted probability of SMI. The predicted mental illness variables (e.g., SMIYR_U, AMIYR_U) that were derived from the 2012 model were examined to determine how they were associated with the mental health predictor variables in the 2012 model. It was found that the 2012 model significantly overestimated the proportion of adults aged 18 or older with SMI (and those with AMI) who had suicidal thoughts in the past year and also the proportion of adults who had MDE in the past year. Therefore, it is recommended that the mental illness variables derived from the 2012 model should not be used when analyzing past year suicidal thoughts, past year MDE, or other associated variables (including past year suicide attempts, suicide plans, medical treatment for suicide attempts, or lifetime MDE). Similarly, it is recommended that model-based mental illness variables should not be used in conjunction with the K6 variables (including serious psychological distress) or WHODAS variables in any analyses. Specific details about the creation and use of the distress and mental illness variables can be found in the Recoded Mental Health Appendix.

NOTE: The following five variables contain information about psychological distress. The 2008 NSDUH was the first survey year where variables on past month psychological distress (K6SCMON and SPDMON) were available and these variables were used beginning with the 2008 Detailed Tables. A second set of variables describes past year psychological distress (K6SCYR, K6SCMAX, and SPDYR). The past year distress variables, K6SCMAX and SPDYR, were created based on data from the past month K6 items and the worst month in the past year K6 items. Prior to the 2008 NSDUH, past year distress was based only on the worst month in the past year K6 items (SPD_UADJ). Due to the addition of the past month K6 items, it was determined that past year SPD in 2008 and later years is not comparable with years prior to 2008. In order to be able to make comparisons of SPD estimates across years, statistically adjusted variables were created for 2005-2007. The 2005-2007 adjusted past year SPD recodes, K6SMXADJ and SPDYRADJ, can be renamed to the 2008 SPD variable names for use in analyses that use data from the years 2005-2012.

The following variable, K6SCMON, is a score with values ranging from 0 to 24 indicating the level of psychological distress over the past 30 days (past month). This variable is based on data collected from a series of six questions known as the K6, asking adult respondents how frequently they experienced symptoms of psychological distress during the past 30 days. These questions include the following symptoms of distress: feeling nervous (DSTNRV30), feeling hopeless (DSTHOP30), feeling restless or fidgety (DSTRST30), feeling so sad or depressed that nothing could cheer you up (DSTCHR30), feeling that everything was an effort (DSTEFF30), and feeling down on yourself, no good, or worthless (DSTNGD30). For each of the six items listed above, responses of "all of the time" were coded 4, "most of the time" were coded 3, "some of the time" were coded 2, "a little of the time" were coded 1, and "none of the time" and all other responses were coded 0. These assigned values were summed across the six items to calculate a total score for K6SCMON. Specific details about this variable are provided in the Recoded Mental Health Appendix.

K6SCMON	Len : 2	K6 TOTAL SCORE IN PAST MONTH		
			Freq	Pct
		RANGE = 0 - 24.....	37869	68.52
		. = Aged 12-17 (AGE2<7)	17399	31.48
SPDMON	Len : 1	PAST MONTH SERIOUS PSYCH DISTRESS INDICATOR		
			Freq	Pct
		. = Aged 12-17 (K6SCMON=.)	17399	31.48
		0 = No (K6SCMON<13)	35222	63.73
		1 = Yes (K6SCMON>=13)	2647	4.79

RECODED MENTAL HEALTH

NOTE: The 2 variables directly above are defined based on questions asking about a respondent's level of psychological distress over the past 30 days. Respondents were then asked if there was a month in the past 12 months when they felt more depressed, anxious, or emotionally stressed than they felt in the past 30 days. This level of psychological distress is referenced as the "worst month in past year" in the following documentation.

The following variable, K6SCYR, is a score with values ranging from 0 to 24 indicating the level of psychological distress during the worst month of the past year, that was not the past 30 days. This variable is only defined for respondents who reported that there was a month in the past 12 months when he/she was more depressed, anxious, or emotionally stressed than during the past 30 days (DSTWORST=1). This score variable is based on a series of six questions asking respondents how frequently they experienced symptoms of psychological distress during their worst month in the past year (only if the worst month was not the past 30 days). These questions are from the K6 and include the following symptoms of distress: feeling nervous (DSTNRV12), feeling hopeless (DSTHOP12), feeling restless or fidgety (DSTRST12), feeling so sad or depressed that nothing could cheer you up (DSTCHR12), feeling that everything was an effort (DSTEFF12), and feeling down on yourself, no good, or worthless (DSTNGD12). For each of the six items listed above, responses of "all of the time" were coded 4, "most of the time" were coded 3, "some of the time" were coded 2, "a little of the time" were coded 1, and "none of the time" and all other responses were coded 0. These assigned values were summed across the six items to calculate a total score for K6SCYR. For respondents who indicated that they did not have a month in the past year worse than the past 30 days, K6SCYR was set to missing. Specific details about this variable are provided in the Recoded Mental Health Appendix.

K6SCYR	Len : 2	K6 TOTAL SCORE IN WORST MONTH OF PAST YEAR		
			Freq	Pct
		RANGE = 0 - 24.....	13106	23.71
		. = Aged 12-17 (AGE2<7) or DSTWORST=2	42162	76.29

The following variable, K6SCMAX, is defined to be the higher K6 score between the past month K6 total score (K6SCMON) variable, and the K6 total score in the worst month of the past year if the worst month was not the past 30 days (K6SCYR) variable.

K6SCMAX	Len : 2	WORST K6 TOTAL SCORE IN PAST YEAR		
			Freq	Pct
		RANGE = 0 - 24.....	37869	68.52
		. = Aged 12-17 (AGE2<7)	17399	31.48

SPDYR	Len : 1	PAST YEAR SERIOUS PSYCHOLOGICAL DISTRESS INDICATOR		
			Freq	Pct
		. = Aged 12-17 (K6SCMON=.)	17399	31.48
		0 = No (K6SCMAX<13).....	32156	58.18
		1 = Yes (K6SCMAX>=13).....	5713	10.34

NOTE: The following four variables present suicide information based on responses to the suicidal ideation screen.

MHSUITHK	Len : 1	SERIOUSLY THOUGHT ABOUT KILLING SELF IN PAST YEAR		
			Freq	Pct
		. = Aged 12-17/Unknown (Otherwise)	17551	31.76
		0 = No (SUICTHNK=2)	35609	64.43
		1 = Yes (SUICTHNK=1).....	2108	3.81

The following suicide variable, MHSUTK_U, is used in the 2012 mental illness prediction model. It is defined differently than MHSUITHK which is used in the mental health detailed tables. See the mental illness variables further down in this section and the Recoded Mental Health Appendix for more details.

MHSUTK_U	Len : 1	SERIOUS TGHT ABT KILL SLF PY - 'UNKN' IMP AS 'NO'		
			Freq	Pct
		. = Aged 12-17 (AGE2<7)	17399	31.48
		0 = No/Unknown (AGE2>=7 and MHSUITHK=.,0)	35761	64.70
		1 = Yes (AGE2>=7 and MHSUITHK=1).....	2108	3.81

MHSUIPLN	Len : 1	MADE PLANS TO KILL SELF IN PAST YEAR		
			Freq	Pct
		. = Aged 12-17/Unknown (Otherwise)	17559	31.77
		0 = No (SUICPLAN=2 or MHSUITHK=0)	37041	67.02
		1 = Yes (SUICPLAN=1)	668	1.21

RECODED MENTAL HEALTH

MHSUITRY

Len : 1 ATTEMPTED TO KILL SELF IN PAST YEAR

	Freq	Pct
. = Aged 12-17/Unknown (Otherwise)	17559	31.77
0 = No (SUICTRY=2 or MHSUITHK=0)	37346	67.57
1 = Yes (SUICTRY=1)	363	0.66

NOTE: The following ten variables pertain to the creation of the variables on mental illness. These variables include total scores from the psychological distress and impairment scales, the predicted probability of serious mental illness (SMI), and indicators of various levels of mental illness. Until 2012, a model developed for the 2008 NSDUH was used to determine mental illness status. A revised and improved model predicting mental illness was used starting with the 2012 NSDUH. For the 2012 mental health detailed tables, both the 2012 estimates and the previous 2008-2011 estimates were based on the revised model. Additional details about the creation and use of these variables are provided in the Recoded Mental Health Appendix.

The following variable, WSPDSC2, is an alternative version of the original worst K6 total score in the past year (K6SCMAX) with values ranging from 0 to 17 rather than 0 to 24. The original total score variable is documented previously in this section with the psychological distress variables. This alternative total score was calculated by assigning a value of 0 when K6SCMAX had a value from 0 to 7 and assigning a value of 1 to 17 when K6SCMAX had a corresponding value from 8 to 24. This alternative version was used in the regression model to determine SMI because SMI prevalence was typically extremely low for respondents with worst K6 total scores less than 8. Specific details about this variable are provided in the Recoded Mental Health Appendix.

WSPDSC2

Len : 2 ALTERNATIVE WORST K6 TOTAL SCORE

	Freq	Pct
RANGE = 0 - 17	37869	68.52
. = Aged 12-17 (AGE2<7)	17399	31.48

NOTE: The following two variables, WHODASC2 and WHODASC3, are score variables that indicate the level of impairment for respondents. These variables are based on data collected from a series of thirteen questions asking respondents how much difficulty they experienced in doing eight daily activities in the one month in the past year when they were at their worst emotionally. These questions, drawn from the World Health Organization Disability Assessment Schedule (WHODAS), comprise an abbreviated scale which is used to capture information on impairment (see the Recoded Mental Health Appendix for more information). Respondents who had indicated during the administration of any of the K6 items that they had experienced at least one of the K6 symptoms (defined in the note above variables K6SCMON and K6SCYR) at least "a little of the time" (i.e., K6SCMON greater than 0 or K6SCYR greater than 0) were asked about remembering to do things they needed to do (IMPOMEM), concentrating on doing something important when other things were going on around them (IMPCONCN), going out of the house and getting around on their own (IMPGOUT, IMPGOUTM), dealing with people they did not know well (IMPPEOP, IMPPEOPM), participating in social activities (IMPSOC, IMPSOCM), taking care of household responsibilities (IMPHLD, IMPHLDLDM), taking care of daily responsibilities at work or school (IMPRES, IMPRESM), and getting daily work done as quickly as needed (IMPWORK, IMPRESM). Respondents who reported that they did not engage in an activity were asked a follow-up question to determine if they did not do so because of emotions, nerves, or mental health.

For the original WHODAS total score, WHODASC2, a value of 3 was assigned for each of the daily activities that a respondent indicated having "severe" difficulty performing, or if the respondent indicated not performing the activity due to problems with emotions, nerves, or mental health. A value of 2 was assigned for each of the daily activities that a respondent indicated having "moderate" difficulty performing, and a value of 1 was assigned for "mild" difficulty. For activities that had a follow-up question, a response of "yes" were assigned a value of a 3 as having "severe difficulty." A value of 0 was assigned for all other responses and nonresponses for each activity. These assigned values were summed to calculate a total score for WHODASC2 which ranges from 0 to 24.

For the alternative WHODAS total score, WHODASC3, a value of 1 was assigned for each of the daily activities that a respondent indicated having "moderate" or "severe" difficulty performing, or if the respondent indicated not performing the activity due to problems with emotions, nerves, or mental health. For activities that had a follow-up question, a response of "yes" were assigned a value of a 1 as having "moderate or severe difficulty." A value of 0 was assigned for all other responses and nonresponses for each activity. These assigned values were summed to calculate a total score for WHODASC3 which ranges from 0 to 8. The alternative version of the WHODAS total score (WHODASC3) was used in the regression model to determine SMI, since it was thought that the sum of a dichotomous measure might fit better than the sum of a linear continuous measure.

WHODASC2

Len : 2 WHODAS TOTAL SCORE

	Freq	Pct
RANGE = 0 - 24	37869	68.52
. = Aged 12-17 (AGE2<7)	17399	31.48

WHODASC3

Len : 1 ALTERNATIVE WHODAS TOTAL SCORE

	Freq	Pct
RANGE = 0 - 8	37869	68.52
. = Aged 12-17 (AGE2<7)	17399	31.48

RECODED MENTAL HEALTH

NOTE: The following nine mental illness variables are based on the 2012 mental illness prediction model. These variables are not comparable with similarly named variables (based on the 2008 mental illness prediction model) in previous NSDUHs; thus, these variables were renamed by appending “_U” to the previous variable names. Recommendations concerning the analysis of the mental illness variables derived from the predicted probability of SMI (SMIPP_U) are noted in the documentation above SMIYR_U. Variables based on the 2008 mental illness prediction model are not being provided for the 2012 and future NSDUHs. All the 2008 model-based mental illness variables typically found in this section will be removed from the 2008-2011 NSDUH data files and replaced with the revised 2012 model based mental illness variables. The only exception will be SMIPP (the SMI predicted probability based on the 2008 model) which will remain available on the 2008-2011 NSDUH data files. Specific details about these variables and the prediction models are provided in the Recoded Mental Health Appendix.

In order to be able to make comparisons of SMI estimates across years, SMI variables were created for 2005-2007 based on an alternative model. The 2005-2007 SMI recodes, SMIPP_A and SMIYR_A, are considered comparable with the variables SMIPP_U and SMIYR_U, respectively, for 2008 and later NSDUHs. However, users should consider the differences in methodology before making any decisions on whether and how to use the 2005-2007 SMI variables. Specific details about these 2005-2007 variables are provided in the Recoded Mental Health Appendix.

The following variable, SMIPP_U, is a predicted probability that a respondent has Serious Mental Illness (SMI) estimated using the 2012 revised logistic regression model. SMIPP_U was used to determine these levels of mental illness: Serious (SMI), Serious or Moderate (SMMI), and Any (AMI). The categories of Moderate (MMI) and Mild (LMI) were determined by subtraction.

SMIPP_U Len : 12 PREDICTED SERIOUS MENTAL ILLNESS PROB REVISED

	Freq	Pct
RANGE = 0.0025409721 - 0.9291205406.....	37869	68.52
. = Aged 12-17 (AGE2<7)	17399	31.48

NOTE: The following six variables (SMIYR_U, AMIYR_U, SMMIYR_U, MMIYR_U, LMIYR_U, and LMMIYRU) are not recommended to be used when analyzing variables for past year suicidal thoughts, past year MDE, K6, or the WHODAS, nor are they recommended to be used when analyzing other variables closely linked with these variables (including past year suicide attempts, suicide plans, medical treatment for suicide attempts, lifetime MDE, SPD, or components used in the K6 or WHODAS scales). Specific details about the creation and use of these variables can be found in the Recoded Mental Health Appendix.

In order to be able to make comparisons of SMI estimates across years, SMI variables were created for 2005-2007 based on an alternative model. The 2005-2007 SMI recodes, SMIPP_A and SMIYR_A, are considered comparable with the variables SMIPP_U and SMIYR_U, respectively, for 2008 and later NSDUHs. However, users should consider the differences in methodology before making any decisions on whether and how to use the 2005-2007 SMI variables. The same analysis recommendation noted above also applies for the 2005-2007 SMIYR_A variable. Specific details about these 2005-2007 variables are provided in the Recoded Mental Health Appendix.

The following variable, SMIYR_U, is a Serious Mental Illness (SMI) indicator for respondents based on the 2012 revised predicted probability of SMI (SMIPP_U). If SMIPP_U is greater than or equal to a specified cutoff point (0.260573529) then SMIYR_U=1, and if SMIPP_U is less than the cutoff point then SMIYR_U=0. This indicator is not comparable with SMI variables prior to 2008, in which SMI was only based on psychological distress. Also, this indicator based on the 2012 model is not comparable with the indicator based on the 2008 model. Specific details about this variable can be found in the Recoded Mental Health Appendix.

SMIYR_U Len : 1 SMI IND (1/0) BASED ON REVISED PREDICTED SMI PROB

	Freq	Pct
. = Aged 12-17 (AGE2<7)	17399	31.48
0 = No Past Year SMI (See comment above).....	36141	65.39
1 = Past Year SMI (See comment above).....	1728	3.13

The following variable, AMIYR_U, is an indicator for Any Mental Illness (AMI) based on the 2012 revised predicted probability of SMI (SMIPP_U). If SMIPP_U is greater than or equal to a specified cutoff point (0.0192519810) then AMIYR_U=1, and if SMIPP_U is less than the cutoff point then AMIYR_U=0. This indicator based on the 2012 model is not comparable with the indicator based on the 2008 model. AMI is defined as having Serious, Moderate, or Mild Mental Illness. Specific details about this variable can be found in the Recoded Mental Health Appendix.

AMIYR_U Len : 1 AMI IND (1/0) BASED ON REVISED PREDICTED SMI PROB

	Freq	Pct
. = Aged 12-17 (AGE2<7)	17399	31.48
0 = No Past Yr Any Mental Illness (See comment above).....	30178	54.60
1 = Past Year Any Mental Illness (See comment above).....	7691	13.92

RECODED MENTAL HEALTH

The following variable, SMMIYR_U, is an indicator for Serious or Moderate Mental Illness (SMMI) based on the 2012 revised predicted probability of SMI (SMIPP_U). If SMIPP_U is greater than or equal to a specified cutoff point (0.077686285365) then SMMIYR_U=1, and if SMIPP_U is less than the cutoff point then SMMIYR_U=0. This indicator based on the 2012 model is not comparable with the indicator based on the 2008 model. Specific details about this variable can be found in the Recoded Mental Health Appendix.

SMMIYR_U Len : 1 SMMI IND (1/0) BASED ON REVISED PREDICTED SMI PROB

	Freq	Pct
. = Aged 12-17 (AGE2<7)	17399	31.48
0 = No Past Year SMMI (See comment above).....	34054	61.62
1 = Past Year SMMI (See comment above).....	3815	6.90

The following variable, MMIYR_U, is an indicator for Moderate Mental Illness (MMI). This indicator derived from mental illness variables based on the 2012 model is not comparable with the indicator derived from mental illness variables based on the 2008 model. Specific details about this variable can be found in the Recoded Mental Health Appendix.

MMIYR_U Len : 1 MOD MI IND (1/0) BASED ON REVISED PRED SMI PROB

	Freq	Pct
. = Aged 12-17 (AGE2<7)	17399	31.48
0 = No Past Year MMI (Otherwise)	35782	64.74
1 = Past Year MMI (SMMIYR_U=1 and SMIYR_U=0).....	2087	3.78

The following variable, LMIYR_U, is an indicator for Mild (Low) Mental Illness (LMI). This indicator derived from mental illness variables based on the 2012 model is not comparable with the indicator derived from mental illness variables based on the 2008 model. Specific details about this variable can be found in the Recoded Mental Health Appendix.

LMIYR_U Len : 1 MILD MI IND (1/0) BASED ON REVISED PRED SMI PROB

	Freq	Pct
. = Aged 12-17 (AGE2<7)	17399	31.48
0 = No Past Year LMI (Otherwise)	33993	61.51
1 = Past Year LMI (AMIYR_U=1 and SMMIYR_U=0).....	3876	7.01

The following variable, LMMIYRU, is an indicator for Mild (Low) Mental Illness (LMI) or Moderate Mental Illness (MMI). This indicator is derived from mental illness variables based on the 2012 model. Specific details about this variable are provided in the Recoded Mental Health Appendix. This mental illness variable is referred to as any mental illness (AMI) excluding serious mental illness (SMI).

LMMIYRU Len : 1 LMMI IND (1/0) BASED ON REVISED PREDICTED SMI PROB

	Freq	Pct
. = Aged 12-17 (AGE < 18)	17399	31.48
0 = No Past Year LMMI (Otherwise)	31906	57.73
1 = Past Year LMMI (LMIYR_U=1 or MMIYR_U=1)	5963	10.79

The following variable, MI_CAT_U, is a categorical mental illness indicator. This indicator derived from mental illness variables based on the 2012 model is not comparable with the indicator derived from mental illness variables based on the 2008 model. Please note that MI_CAT_U is not recommended to be used when analyzing variables for past year suicidal thoughts, past year MDE, K6, or the WHODAS, nor is it recommended to be used when analyzing other variables closely linked with these variables (including past year suicide attempts, suicide plans, medical treatment for suicide attempts, lifetime MDE, SPD, or components used in the K6 or WHODAS scales). Specific details about the creation and use of this variable can be found in the Recoded Mental Health Appendix.

MI_CAT_U Len : 1 CATEGORICAL MI INDICATOR REVISED

	Freq	Pct
. = Aged 12-17 (AGE2<7)	17399	31.48
0 = No Past Year MI (SMIYR_U & LMIYR_U & MMIYR_U=0)	30178	54.60
1 = Past Year Mild Mental Illness (LMIYR_U=1)	3876	7.01
2 = Past Year Moderate Mental Illness (MMIYR_U=1)	2087	3.78
3 = Past Year Serious Mental Illness (SMIYR_U=1)	1728	3.13

RECODED MENTAL HEALTH

NOTE: The following three variables are recodes that combine mental illness measures based on the 2012 revised predicted probability of SMI (SMIPP_U) with drug or alcohol dependence or abuse in the past year. These variables based on the 2012 mental illness prediction model are not comparable with similarly named variables from previous years using SMI based on the 2008 mental illness prediction model. Please note that SMIDA2_U, AMIDA2_U, and LMMIADAU are not recommended to be used when analyzing variables for past year suicidal thoughts, past year MDE, K6, or the WHODAS, nor are they recommended to be used when analyzing other variables closely linked with these variables (including past year suicide attempts, suicide plans, medical treatment for suicide attempts, lifetime MDE, SPD, or components used in the K6 or WHODAS scales). Specific details about the creation and use of the mental illness variables used in these recodes can be found in the Recoded Mental Health Appendix. Specific information about the dependence or abuse variables used in these recodes can be found in the Recoded Substance Dependence and Abuse Variable Documentation Appendix.

SMIDA2_U	Len : 1 SMI AND DRUG/ALCOHOL DEP OR ABUSE REVISED (1/2)	Freq	Pct
	. = Aged 12-17 (SMIYR_U=.)	17399	31.48
	1 = Yes (SMIYR_U=1 and ABODILAL=1)	561	1.02
	2 = No (SMIYR_U=0 or ABODILAL=0)	37308	67.50

AMIDA2_U	Len : 1 AMI AND DRUG/ALCOHOL DEP OR ABUSE REVISED (1/2)	Freq	Pct
	. = Aged 12-17 (AMIYR_U=.)	17399	31.48
	1 = Yes (AMIYR_U=1 and ABODILAL=1)	1990	3.60
	2 = No (AMIYR_U=0 or ABODILAL=0)	35879	64.92

LMMIADAU	Len : 1 LMMI AND DRUG/ALCOHOL DEP OR ABUSE (1/0)	Freq	Pct
	. = Aged 12-17 (LMMIYRU=.)	17399	31.48
	0 = No (LMMIYRU=0 or ABODILAL=0)	36440	65.93
	1 = Yes (LMMIYRU=1 and ABODILAL=1)	1429	2.59

ADULT DEPRESSION

ADULT DEPRESSION

The values in the section may be inconsistent with values from the core section(s). Items in this section were edited when respondents legitimately skipped out of these items based on prior answers in the core section(s). Otherwise, non-core items generally were not edited to make them consistent with core items, and core items were not edited to make them consistent with non-core items. This note applies to variables in this section marked by a¹.

NOTE: All of the respondents aged 18 or older were asked the questions in the Adult Depression module in this current survey year. In the 2004 survey, a subset of the adults was asked these questions.

Have you ever in your life had a period of time lasting several days or longer when most of the day you felt sad, empty or depressed?

ADDPREV¹ Len : 2 SEVERAL DAYS OR LNGR WHEN FELT SAD/EMPTY/DPRSD

	Freq	Pct
1 = Yes	12336	22.32
2 = No.....	25389	45.94
94 = DON'T KNOW.....	48	0.09
97 = REFUSED	91	0.16
98 = BLANK (NO ANSWER).....	5	0.01
99 = LEGITIMATE SKIP	17399	31.48

Have you ever had a period of time lasting several days or longer when most of the day you were very discouraged about how things were going in your life?

ADDSCEV¹ Len : 2 SEVERAL DAYS OR LNGR FELT DISCOURAGED ABT LIFE

	Freq	Pct
1 = Yes	3360	6.08
2 = No.....	22024	39.85
94 = DON'T KNOW.....	47	0.09
97 = REFUSED	97	0.18
98 = BLANK (NO ANSWER).....	5	0.01
99 = LEGITIMATE SKIP	29735	53.80

Have you ever had a period of time lasting several days or longer when you lost interest in most things you usually enjoy like work, hobbies, and personal relationships?

ADLOSEV¹ Len : 2 EVER HAD PER OF TIME LST INTRST IN ENJOYABLE THGS

	Freq	Pct
1 = Yes	1094	1.98
2 = No.....	20936	37.88
94 = DON'T KNOW.....	47	0.09
97 = REFUSED	91	0.16
98 = BLANK (NO ANSWER).....	5	0.01
99 = LEGITIMATE SKIP	33095	59.88

During times when you felt sad, empty, or depressed most of the day, did you ever feel discouraged about how things were going in your life?

ADDPDISC¹ Len : 2 FEEL DISCRGD ABOUT LIFE WHEN SAD/EMPTY/DEPRESSED

	Freq	Pct
1 = Yes	11201	20.27
2 = No.....	1118	2.02
94 = DON'T KNOW.....	10	0.02
97 = REFUSED	7	0.01
98 = BLANK (NO ANSWER).....	104	0.19
99 = LEGITIMATE SKIP	42828	77.49

During the times when you felt sad, empty, or depressed, did you ever lose interest in most things like work, hobbies, and other things you usually enjoy?

ADDPLSIN¹ Len : 2 EVER LOSE INT IN THINGS WHEN SAD/EMPTY/DEPRESSED

	Freq	Pct
1 = Yes	9640	17.44
2 = No.....	2679	4.85
94 = DON'T KNOW.....	11	0.02
97 = REFUSED	6	0.01
98 = BLANK (NO ANSWER).....	104	0.19
99 = LEGITIMATE SKIP	42828	77.49

ADULT DEPRESSION

During times when you felt discouraged about how things were going in your life, did you ever lose interest in most things like work, hobbies, and other things you usually enjoy?

ADDSLSIN¹	Len : 2	EVER LOSE INT IN THNGS WHEN FEELING DISCOURGAGED		
			Freq	Pct
		1 = Yes	1629	2.95
		2 = No.....	1729	3.13
		94 = DON'T KNOW.....	1	0.00
		97 = REFUSED	1	0.00
		98 = BLANK (NO ANSWER).....	116	0.21
		99 = LEGITIMATE SKIP	51792	93.71

Did you ever have a period of time like this that lasted most of the day nearly every day for two weeks or longer?

ADLSI2WK¹	Len : 2	PERIOD OF TIME LASTED EVERY DAY FOR 2 WKS /LNGR		
			Freq	Pct
		1 = Yes	195	0.35
		2 = No.....	893	1.62
		94 = DON'T KNOW.....	5	0.01
		97 = REFUSED	1	0.00
		98 = BLANK (NO ANSWER).....	143	0.26
		99 = LEGITIMATE SKIP	54031	97.76

Think about the times when you [FEELFILL]. Did you ever have a period of time like this that lasted most of the day, nearly every day, for two weeks or longer?

ADDPR2WK¹	Len : 2	TIME WHEN [FEELFILL] LSTD EVRYDY 2 WKS OR LNGR		
			Freq	Pct
		1 = Yes	9191	16.63
		2 = No.....	6453	11.68
		94 = DON'T KNOW.....	37	0.07
		97 = REFUSED	15	0.03
		98 = BLANK (NO ANSWER).....	116	0.21
		99 = LEGITIMATE SKIP	39456	71.39

Think of times lasting two weeks or longer when [NUMPROBS] with your mood [WASWERE] most severe and frequent. During those times, how long did your [FEELNOUN] usually last?

ADWRHRS¹	Len : 2	TIME THAT MOST SEVERE/FREQUENT MOOD LASTED		
			Freq	Pct
		1 = Less than 1 hour.....	832	1.51
		2 = At least 1 hour but no more than 3 hours	2317	4.19
		3 = At least 3 hours but no more than 5 hours.....	2263	4.09
		4 = 5 hours or more	3887	7.03
		94 = DON'T KNOW.....	73	0.13
		97 = REFUSED	14	0.03
		98 = BLANK (NO ANSWER).....	201	0.36
		99 = LEGITIMATE SKIP	45681	82.65

Still thinking of times lasting two weeks or longer when [NUMPROBS] with your mood [WASWERE] most severe and frequent, how severe was your emotional distress during those times?

ADWRDST¹	Len : 2	HOW SEVERE WAS EMOTIONAL DISTRESS DURING 2 WKS		
			Freq	Pct
		1 = Mild.....	1087	1.97
		2 = Moderate	3541	6.41
		3 = Severe	2759	4.99
		4 = Very Severe.....	1118	2.02
		94 = DON'T KNOW.....	37	0.07
		97 = REFUSED	12	0.02
		98 = BLANK (NO ANSWER).....	201	0.36
		99 = LEGITIMATE SKIP	46513	84.16

ADULT DEPRESSION

Again, think of times lasting two weeks or longer when [NUMPROBS] with your mood [WASWERE] most severe and frequent.

How often, during those times, was your emotional distress so severe that nothing could cheer you up?

ADWRCHR¹ Len : 2 EMOT DISTRSS SO SEVERE NOTHING COULD CHEER YOU UP

	Freq	Pct
1 = Often.....	2131	3.86
2 = Sometimes.....	4020	7.27
3 = Rarely.....	1785	3.23
4 = Never.....	585	1.06
94 = DON'T KNOW.....	26	0.05
97 = REFUSED.....	7	0.01
98 = BLANK (NO ANSWER).....	201	0.36
99 = LEGITIMATE SKIP.....	46513	84.16

Once again, please think of times lasting two weeks or longer when [NUMPROBS] with your mood [WASWERE] most severe and frequent.

How often, during those times, was your emotional distress so severe that you could not carry out your daily activities?

ADWRIMP¹ Len : 2 EMOT DISTRSS SO SEVERE COULD NT DO DLY ACTIVITIES

	Freq	Pct
1 = Often.....	1193	2.16
2 = Sometimes.....	3164	5.72
3 = Rarely.....	2426	4.39
4 = Never.....	1743	3.15
94 = DON'T KNOW.....	20	0.04
97 = REFUSED.....	8	0.01
98 = BLANK (NO ANSWER).....	201	0.36
99 = LEGITIMATE SKIP.....	46513	84.16

People who have problems with their mood often have other problems at the same time. These problems may include things like changes in:

- sleep
- appetite
- energy
- the ability to concentrate and remember
- feelings of low self-worth

Did you ever have any of these problems during a period of time when you [FEELFILL] for two weeks or longer?

ADDPPROB¹ Len : 2 EVER HAVE OTH PRBLMS DURING 2 WKS OR LONGER

	Freq	Pct
1 = Yes.....	6671	12.07
2 = No.....	1659	3.00
94 = DON'T KNOW.....	11	0.02
97 = REFUSED.....	9	0.02
98 = BLANK (NO ANSWER).....	201	0.36
99 = LEGITIMATE SKIP.....	46717	84.53

ADULT DEPRESSION

Think again about these other problems we just mentioned. They include things like changes in

- sleep
- appetite
- energy
- the ability to concentrate and remember
- feelings of low self-worth

Please think of a time when you [FEELFILL] for two weeks or longer and you also had the largest number of these other problems at the same time.

Is there one particular time like this that stands out in your mind as the worst one you ever had?

ADWRPROB¹	Len : 2 ONE PARTICULAR TIME THAT IS THE WORST ONE EVER		
		Freq	Pct
	1 = Yes	4628	8.37
	2 = No.....	2014	3.64
	94 = DON'T KNOW.....	25	0.05
	97 = REFUSED	4	0.01
	98 = BLANK (NO ANSWER).....	221	0.40
	99 = LEGITIMATE SKIP	48376	87.53

How old were you when that worst period of time started?

Then think of the most recent time when you [FEELFILL] for two weeks or longer and you also had the largest number of these other problems at the same time.

How old were you when that time started?

ADWRAGE¹	Len : 3 AGE WHEN WORST PERIOD OF TIME STARTED		
		Freq	Pct
	RANGE = 1 - 88.....	6523	11.80
	985 = BAD DATA Logically assigned.....	7	0.01
	994 = DON'T KNOW.....	132	0.24
	997 = REFUSED	9	0.02
	998 = BLANK (NO ANSWER).....	221	0.40
	999 = LEGITIMATE SKIP	48376	87.53

In answering the next questions, think about the period of time when your [FEELNOUN] and other problems were the worst.

In answering the next questions, think about the most recent period of time when you [FEELFILL] and had other problems at the same time.

During that time, did you feel sad, empty, or depressed most of the day nearly every day?

ADWRDEPR¹	Len : 2 WHEN PRBLMS WORST FELT SAD/EMPTY/DPRSD EVERY DAY		
		Freq	Pct
	1 = Yes	5134	9.29
	2 = No.....	1508	2.73
	94 = DON'T KNOW.....	24	0.04
	97 = REFUSED	5	0.01
	98 = BLANK (NO ANSWER).....	221	0.40
	99 = LEGITIMATE SKIP	48376	87.53

During that [TIMEFILL] period of time, did you feel discouraged about how things were going in your life most of the day nearly every day?

ADWRDISC¹	Len : 2 WHEN PRBLMS WORST FELT DISCRGED ABT LIFE EVERYDAY		
		Freq	Pct
	1 = Yes	5284	9.56
	2 = No.....	1369	2.48
	94 = DON'T KNOW.....	16	0.03
	97 = REFUSED	2	0.00
	98 = BLANK (NO ANSWER).....	221	0.40
	99 = LEGITIMATE SKIP	48376	87.53

ADULT DEPRESSION

During that [TIMEFILL] period of time, did you lose interest in almost all things like work and hobbies and things you like to do for fun?

ADWRLSIN¹	Len : 2	WHEN PRBLMS WORST LOSE INTRST IN ENJOYABLE THINGS		
			Freq	Pct
		1 = Yes	5081	9.19
		2 = No.....	1571	2.84
		94 = DON'T KNOW.....	12	0.02
		97 = REFUSED	7	0.01
		98 = BLANK (NO ANSWER).....	221	0.40
		99 = LEGITIMATE SKIP	48376	87.53

During that [TIMEFILL] period of time, did you lose the ability to take pleasure in having good things happen to you, like winning something or being praised or complimented?

ADWRPLSR¹	Len : 2	WHEN PRBLMS WORST LOSE PLSURE IN GOOD THINGS		
			Freq	Pct
		1 = Yes	4346	7.86
		2 = No.....	2289	4.14
		94 = DON'T KNOW.....	30	0.05
		97 = REFUSED	6	0.01
		98 = BLANK (NO ANSWER).....	221	0.40
		99 = LEGITIMATE SKIP	48376	87.53

The next questions are about changes in appetite and weight.

In answering the next questions, think about the period of time/most recent period of time when your [FEELNOUN] and other problems were the worst.

Did you have a much smaller appetite than usual nearly every day during that time?

ADWRELES¹	Len : 2	WHEN PRBLMS WORST HAVE SMALLER APPETITE EVERY DAY		
			Freq	Pct
		1 = Yes	3804	6.88
		2 = No.....	2322	4.20
		94 = DON'T KNOW.....	30	0.05
		97 = REFUSED	3	0.01
		98 = BLANK (NO ANSWER).....	238	0.43
		99 = LEGITIMATE SKIP	48871	88.43

Did you have a much larger appetite than usual nearly every day?

ADWREMOR¹	Len : 2	WHEN PRBLMS WORST HAVE LARGER APPETITE EVERY DAY		
			Freq	Pct
		1 = Yes	1225	2.22
		2 = No.....	1100	1.99
		94 = DON'T KNOW.....	29	0.05
		97 = REFUSED	1	0.00
		98 = BLANK (NO ANSWER).....	238	0.43
		99 = LEGITIMATE SKIP	52675	95.31

Did you gain weight without trying to during that [TIMEFILL] period of time?

ADWRGAIN¹	Len : 2	WHEN PRBLMS WORST DID YOU GAIN WEIGHT W/O TRYING		
			Freq	Pct
		1 = Yes	1250	2.26
		2 = No.....	1082	1.96
		94 = DON'T KNOW.....	20	0.04
		97 = REFUSED	3	0.01
		98 = BLANK (NO ANSWER).....	238	0.43
		99 = LEGITIMATE SKIP	52675	95.31

ADULT DEPRESSION

Did you gain weight without trying to because you were growing?

ADWRGROW¹	Len : 2	WHEN PRBLMS WORST GAIN WGHT W/O TRYING BC GROWING		
			Freq	Pct
		1 = Yes	96	0.17
		2 = No.....	432	0.78
		94 = DON'T KNOW.....	9	0.02
		98 = BLANK (NO ANSWER).....	272	0.49
		99 = LEGITIMATE SKIP	54459	98.54

Did you gain weight without trying to because you were pregnant?

ADWRPREG¹	Len : 2	WHEN PRBLMS WORST GAIN WGHT W/O TRYING BC PRGN		
			Freq	Pct
		1 = Yes	48	0.09
		2 = No.....	825	1.49
		97 = REFUSED	1	0.00
		98 = BLANK (NO ANSWER).....	124	0.22
		99 = LEGITIMATE SKIP	54270	98.19

How many pounds did you gain? Please enter your answer as a whole number.

ADWRGNL2¹	Len : 3	WHEN PRBLMS WORST # LBS GAINED WITHOUT TRYING		
			Freq	Pct
		RANGE = 1 - 20.....	625	1.13
		21 = 21 to 25 pounds.....	74	0.13
		22 = 26 to 30 pounds.....	101	0.18
		23 = 31 to 35 pounds.....	22	0.04
		24 = 36 to 40 pounds.....	64	0.12
		25 = 41 to 45 pounds.....	17	0.03
		26 = 46 to 50 pounds.....	68	0.12
		27 = 51 or more pounds.....	119	0.22
		994 = DON'T KNOW.....	15	0.03
		997 = REFUSED	1	0.00
		998 = BLANK (NO ANSWER).....	261	0.47
		999 = LEGITIMATE SKIP	53901	97.53

Did you lose weight without trying to?

ADWRLOSE¹	Len : 2	WHEN PRBLMS WORST DID YOU LOSE WEIGHT W/O TRYING		
			Freq	Pct
		1 = Yes	3106	5.62
		2 = No.....	1762	3.19
		94 = DON'T KNOW.....	40	0.07
		97 = REFUSED	1	0.00
		98 = BLANK (NO ANSWER).....	244	0.44
		99 = LEGITIMATE SKIP	50115	90.68

Did you lose weight without trying to because you were sick or on a diet?

ADWRDIET¹	Len : 2	WHEN PRBLMS WORST LOSE WGHT W/O TRYING BC SICK/DT		
			Freq	Pct
		1 = Yes	732	1.32
		2 = No.....	2370	4.29
		94 = DON'T KNOW.....	3	0.01
		97 = REFUSED	1	0.00
		98 = BLANK (NO ANSWER).....	285	0.52
		99 = LEGITIMATE SKIP	51877	93.86

ADULT DEPRESSION

How many pounds did you lose?

Please enter your answer as a whole number.

ADWRLSL2¹ Len : 3 WHEN PRBLMS WORST # LBS LOST WITHOUT TRYING

	Freq	Pct
RANGE = 0 - 20.....	1829	3.31
21 = 21 to 25 pounds.....	131	0.24
22 = 26 to 30 pounds.....	149	0.27
23 = 31 to 35 pounds.....	43	0.08
24 = 36 to 40 pounds.....	60	0.11
25 = 41 to 45 pounds.....	16	0.03
26 = 46 to 50 pounds.....	35	0.06
27 = 51 or more pounds.....	58	0.10
994 = DON'T KNOW.....	52	0.09
997 = REFUSED.....	1	0.00
998 = BLANK (NO ANSWER).....	285	0.52
999 = LEGITIMATE SKIP.....	52609	95.19

Again, please think about the period of time/most recent period of time when your [FEELNOUN] and other problems were the worst.

Did you have a lot more trouble than usual falling asleep, staying asleep, or waking too early nearly every night during that [TIMEFILL] period of time?

ADWRSLEP¹ Len : 2 WHEN PRBLMS WORST HAVE PRBS SLEEPING/WAKING EARLY

	Freq	Pct
1 = Yes.....	4979	9.01
2 = No.....	1163	2.10
94 = DON'T KNOW.....	14	0.03
97 = REFUSED.....	3	0.01
98 = BLANK (NO ANSWER).....	238	0.43
99 = LEGITIMATE SKIP.....	48871	88.43

During that [TIMEFILL] period of time, did you sleep a lot more than usual nearly every night?

ADWRSMOR¹ Len : 2 WHEN PRBLMS WORST SLEEP A LOT MORE THAN USUAL

	Freq	Pct
1 = Yes.....	714	1.29
2 = No.....	452	0.82
94 = DON'T KNOW.....	12	0.02
97 = REFUSED.....	2	0.00
98 = BLANK (NO ANSWER).....	238	0.43
99 = LEGITIMATE SKIP.....	53850	97.43

During that [TIMEFILL] period of time, did you feel tired or low in energy nearly every day, even when you had not been working very hard?

ADWRENRG¹ Len : 2 WHEN PRBLMS WORST FEEL TIRED/LOW ON ENERGY EVRYDY

	Freq	Pct
1 = Yes.....	5620	10.17
2 = No.....	523	0.95
94 = DON'T KNOW.....	14	0.03
97 = REFUSED.....	2	0.00
98 = BLANK (NO ANSWER).....	238	0.43
99 = LEGITIMATE SKIP.....	48871	88.43

Did you talk or move more slowly than is normal for you nearly every day?

ADWRSLOW¹ Len : 2 WHEN PRBLMS WORST TALK/MOVE SLOWER THAN USUAL

	Freq	Pct
1 = Yes.....	3622	6.55
2 = No.....	2482	4.49
94 = DON'T KNOW.....	55	0.10
98 = BLANK (NO ANSWER).....	238	0.43
99 = LEGITIMATE SKIP.....	48871	88.43

ADULT DEPRESSION

Did anyone else notice that you were talking or moving slowly?

ADWRSLNO¹	Len : 2	WHEN PRBLMS WORST PEOP NOTICE SLOWER THAN USUAL		
			Freq	Pct
		1 = Yes	2648	4.79
		2 = No.....	940	1.70
		94 = DON'T KNOW.....	33	0.06
		97 = REFUSED	1	0.00
		98 = BLANK (NO ANSWER).....	293	0.53
		99 = LEGITIMATE SKIP	51353	92.92

Were you so restless or jittery nearly every day that you paced up and down or couldn't sit still?

ADWRJITT¹	Len : 2	WHEN PRBLMS WORST RSTLSS/JITTRY/PACING EVERYDAY		
			Freq	Pct
		1 = Yes	585	1.06
		2 = No.....	1932	3.50
		94 = DON'T KNOW.....	19	0.03
		97 = REFUSED	1	0.00
		98 = BLANK (NO ANSWER).....	238	0.43
		99 = LEGITIMATE SKIP	52493	94.98

Did anyone else notice that you were restless?

ADWRJINO¹	Len : 2	WHEN PRBLMS WORST PEOP NOTICE YOU WERE RSTLSS		
			Freq	Pct
		1 = Yes	447	0.81
		2 = No.....	130	0.24
		94 = DON'T KNOW.....	8	0.01
		98 = BLANK (NO ANSWER).....	258	0.47
		99 = LEGITIMATE SKIP	54425	98.47

The next questions are about changes in your ability to concentrate, and your feelings about yourself.

Again, in answering these questions, think about the period of time/most recent period of time when your [FEELNOUN] and other problems were the worst.

During that [TIMEFILL] time, did your thoughts come much more slowly than usual or seem confused nearly every day?

ADWRTHOT¹	Len : 2	WHEN PRBLMS WORST THGHTS SLOWER/MORE CONFUSING		
			Freq	Pct
		1 = Yes	3320	6.01
		2 = No.....	2784	5.04
		94 = DON'T KNOW.....	48	0.09
		97 = REFUSED	7	0.01
		98 = BLANK (NO ANSWER).....	238	0.43
		99 = LEGITIMATE SKIP	48871	88.43

Did you have a lot more trouble concentrating than usual nearly every day?

ADWRCONC¹	Len : 2	WHEN PRBLMS WORST HAVE TROUBLE CONCENTRATING		
			Freq	Pct
		1 = Yes	4486	8.12
		2 = No.....	1643	2.97
		94 = DON'T KNOW.....	24	0.04
		97 = REFUSED	6	0.01
		98 = BLANK (NO ANSWER).....	238	0.43
		99 = LEGITIMATE SKIP	48871	88.43

ADULT DEPRESSION

Were you unable to make decisions about things you ordinarily have no trouble deciding about?

ADWRDCSN¹	Len : 2	WHEN PRBLMS WORST UNABLE TO MAKE DECISIONS		
			Freq	Pct
		1 = Yes	3462	6.26
		2 = No.....	2659	4.81
		94 = DON'T KNOW.....	32	0.06
		97 = REFUSED	6	0.01
		98 = BLANK (NO ANSWER).....	238	0.43
		99 = LEGITIMATE SKIP	48871	88.43

Did you feel that you were not as good as other people nearly every day?

ADWRNOGD¹	Len : 2	WHEN PRBLMS WRST FEEL NOT AS GOOD AS OTHER PEOPLE		
			Freq	Pct
		1 = Yes	4419	8.00
		2 = No.....	1728	3.13
		94 = DON'T KNOW.....	8	0.01
		97 = REFUSED	4	0.01
		98 = BLANK (NO ANSWER).....	238	0.43
		99 = LEGITIMATE SKIP	48871	88.43

Did you feel totally worthless nearly every day?

ADWRWRTH¹	Len : 2	WHEN PRBLMS WORST FEEL TOTALLY WORTHLESS EVERYDAY		
			Freq	Pct
		1 = Yes	3283	5.94
		2 = No.....	1128	2.04
		94 = DON'T KNOW.....	6	0.01
		97 = REFUSED	2	0.00
		98 = BLANK (NO ANSWER).....	250	0.45
		99 = LEGITIMATE SKIP	50599	91.55

The next questions are about thoughts of death or suicide.

Again, in answering these questions, think about the period of time/most recent period of time when your [FEELNOUN] and other problems were the worst.

Did you often think a lot about death, either your own, someone else's, or death in general?

ADWRDLOT¹	Len : 2	WHEN PRBLMS WORST THINK A LOT ABOUT DEATH		
			Freq	Pct
		1 = Yes	3271	5.92
		2 = No.....	2874	5.20
		94 = DON'T KNOW.....	4	0.01
		97 = REFUSED	10	0.02
		98 = BLANK (NO ANSWER).....	238	0.43
		99 = LEGITIMATE SKIP	48871	88.43

During that period, did you ever think that it would be better if you were dead?

ADWRDBTR¹	Len : 2	WHEN PRBLMS WORST THINK IT WOULD BE BETTER IF DEAD		
			Freq	Pct
		1 = Yes	3048	5.51
		2 = No.....	3087	5.59
		94 = DON'T KNOW.....	14	0.03
		97 = REFUSED	10	0.02
		98 = BLANK (NO ANSWER).....	238	0.43
		99 = LEGITIMATE SKIP	48871	88.43

ADULT DEPRESSION

Did you think about committing suicide?

ADWRSTHK ¹	Len : 2 WHEN PRBLMS WORST THINK ABOUT COMMITTING SUICIDE	Freq	Pct
	1 = Yes	2299	4.16
	2 = No.....	3837	6.94
	94 = DON'T KNOW.....	4	0.01
	97 = REFUSED	19	0.03
	98 = BLANK (NO ANSWER).....	238	0.43
	99 = LEGITIMATE SKIP	48871	88.43

Did you make a suicide plan?

ADWRSPLN ¹	Len : 2 WHEN PRBLMS WORST MAKE A SUICIDE PLAN	Freq	Pct
	1 = Yes	814	1.47
	2 = No.....	1480	2.68
	94 = DON'T KNOW.....	4	0.01
	97 = REFUSED	1	0.00
	98 = BLANK (NO ANSWER).....	261	0.47
	99 = LEGITIMATE SKIP	52708	95.37

Did you make a suicide attempt?

ADWRSATP ¹	Len : 2 WHEN PRBLMS WORST MAKE A SUICIDE ATTEMPT	Freq	Pct
	1 = Yes	608	1.10
	2 = No.....	1690	3.06
	97 = REFUSED	1	0.00
	98 = BLANK (NO ANSWER).....	261	0.47
	99 = LEGITIMATE SKIP	52708	95.37

AD_MDEA1 ¹	Len : 2 SAD/EMPTY/DEPRESSED MOST OF DAY OR DISCOURAGED	Freq	Pct
	1 = Has symptom.....	5652	10.23
	2 = Does not have symptom	996	1.80
	94 = DON'T KNOW.....	19	0.03
	97 = REFUSED	4	0.01
	98 = OTHER MISSING/NOT APPLICABLE	31198	56.45
	99 = LEGITIMATE SKIP	17399	31.48

AD_MDEA2 ¹	Len : 2 LOST INTEREST OR PLEASURE IN MOST THINGS	Freq	Pct
	1 = Has symptom.....	5545	10.03
	2 = Does not have symptom	1106	2.00
	94 = DON'T KNOW.....	15	0.03
	97 = REFUSED	5	0.01
	98 = OTHER MISSING/NOT APPLICABLE	31198	56.45
	99 = LEGITIMATE SKIP	17399	31.48

AD_MDEA3 ¹	Len : 2 CHANGES IN APPETITE OR WT	Freq	Pct
	1 = Has symptom.....	5259	9.52
	2 = Does not have symptom	857	1.55
	94 = DON'T KNOW.....	42	0.08
	97 = REFUSED	1	0.00
	98 = OTHER MISSING/NOT APPLICABLE	31710	57.37
	99 = LEGITIMATE SKIP	17399	31.48

AD_MDEA4 ¹	Len : 2 SLEEP PROBLEMS	Freq	Pct
	1 = Has symptom.....	5693	10.30
	2 = Does not have symptom	450	0.81
	94 = DON'T KNOW.....	14	0.03
	97 = REFUSED	2	0.00
	98 = OTHER MISSING/NOT APPLICABLE	31710	57.37
	99 = LEGITIMATE SKIP	17399	31.48

ADULT DEPRESSION

AD_MDEA5¹	Len : 2 OTHERS NOTICED THAT R WAS RESTLESS OR LETHARGIC		
		Freq	Pct
	1 = Has symptom.....	3095	5.60
	2 = Does not have symptom	3022	5.47
	94 = DON'T KNOW.....	41	0.07
	97 = REFUSED	1	0.00
	98 = OTHER MISSING/NOT APPLICABLE	31710	57.37
	99 = LEGITIMATE SKIP	17399	31.48
AD_MDEA6¹	Len : 2 FELT TIRED/LOW ENERGY NEARLY EVERY DAY		
		Freq	Pct
	1 = Has symptom.....	5620	10.17
	2 = Does not have symptom	523	0.95
	94 = DON'T KNOW.....	14	0.03
	97 = REFUSED	2	0.00
	98 = OTHER MISSING/NOT APPLICABLE	31710	57.37
	99 = LEGITIMATE SKIP	17399	31.48
AD_MDEA7¹	Len : 2 FELT WORTHLESS NEARLY EVERY DAY		
		Freq	Pct
	1 = Has symptom.....	3283	5.94
	2 = Does not have symptom	2868	5.19
	94 = DON'T KNOW.....	6	0.01
	97 = REFUSED	2	0.00
	98 = OTHER MISSING/NOT APPLICABLE	31710	57.37
	99 = LEGITIMATE SKIP	17399	31.48
AD_MDEA8¹	Len : 2 INABILITY TO CONCENTRATE OR MAKE DECISIONS		
		Freq	Pct
	1 = Has symptom.....	4901	8.87
	2 = Does not have symptom	1231	2.23
	94 = DON'T KNOW.....	23	0.04
	97 = REFUSED	4	0.01
	98 = OTHER MISSING/NOT APPLICABLE	31710	57.37
	99 = LEGITIMATE SKIP	17399	31.48
AD_MDEA9¹	Len : 2 ANY THOUGHTS OR PLANS OF SUICIDE		
		Freq	Pct
	1 = Has symptom.....	3980	7.20
	2 = Does not have symptom	2158	3.90
	94 = DON'T KNOW.....	11	0.02
	97 = REFUSED	10	0.02
	98 = OTHER MISSING/NOT APPLICABLE	31710	57.37
	99 = LEGITIMATE SKIP	17399	31.48
ADSMDEA¹	Len : 2 SCORE OF SYMPTOM INDICATORS 1 THRU 9		
		Freq	Pct
	1 = Has 5 or more symptoms.....	5586	10.11
	2 = Has less than 5 symptoms.....	1059	1.92
	94 = SUM OF SYMPTOMS AND DON'T KNOW >=5.....	26	0.05
	98 = OTHER MISSING/NOT APPLICABLE	31198	56.45
	99 = LEGITIMATE SKIP	17399	31.48

ADULT DEPRESSION

You mentioned having some of the problems I just asked you about.

During that [TIMEFILL] period of time, how much did your [FEELNOUN] and these other problems interfere with your work, your social life, or your personal relationships?

ADPBINTF¹ Len : 2 WHEN PRBLMS WORST INTERFERE WITH WORK/ PRSNL LIFE

	Freq	Pct
1 = Not at all	148	0.27
2 = A little.....	777	1.41
3 = Some.....	1797	3.25
4 = A lot.....	2015	3.65
5 = Extremely.....	981	1.77
94 = DON'T KNOW.....	6	0.01
97 = REFUSED	4	0.01
98 = BLANK (NO ANSWER).....	252	0.46
99 = LEGITIMATE SKIP	49288	89.18

During that [TIMEFILL] period of time, how often were you unable to carry out your daily activities because of these problems with your mood?

ADPBPLYA¹ Len : 2 WHEN PRBLMS WORST UNABLE TO CARRY OUT DLY ACTVTS

	Freq	Pct
1 = Often.....	1347	2.44
2 = Sometimes.....	2587	4.68
3 = Rarely.....	1206	2.18
4 = Never.....	430	0.78
94 = DON'T KNOW.....	8	0.01
97 = REFUSED	2	0.00
98 = BLANK (NO ANSWER).....	252	0.46
99 = LEGITIMATE SKIP	49436	89.45

Think of the very first period of time in your life lasting two weeks or longer when you [FEELFILL] for most of the day nearly every day and also had some of the other problems we just asked about.

Can you remember your exact age?

ADPBRMBR¹ Len : 2 RMBR AGE WHEN FIRST 2+ WK PERIOD OF TIME STARTED

	Freq	Pct
1 = Yes.....	3723	6.74
2 = No.....	1963	3.55
94 = DON'T KNOW.....	39	0.07
97 = REFUSED	3	0.01
98 = BLANK (NO ANSWER).....	252	0.46
99 = LEGITIMATE SKIP	49288	89.18

How old were you?

ADPBAGE¹ Len : 3 AGE WHEN FIRST 2+ WK PERIOD OF TIME STARTED

	Freq	Pct
RANGE = 1 - 89.....	5539	10.02
985 = BAD DATA Logically assigned.....	5	0.01
994 = DON'T KNOW.....	176	0.32
997 = REFUSED	5	0.01
998 = BLANK (NO ANSWER).....	255	0.46
999 = LEGITIMATE SKIP	49288	89.18

In your entire life, how many times did you feel [FEELNOUN] for two weeks or longer while also having some of the other problems we asked about?

If you are not sure of your answer, just make your best guess.

ADPBNUM¹ Len : 4 # TIMES FELT THIS WAY FOR 2 WKS/LNGR DURING LIFE

	Freq	Pct
RANGE = 1 - 1000.....	5214	9.43
9994 = DON'T KNOW.....	461	0.83
9997 = REFUSED	53	0.10
9998 = BLANK (NO ANSWER).....	252	0.46
9999 = LEGITIMATE SKIP	49288	89.18

ADULT DEPRESSION

In the past 12 months, did you have a period of time when you felt [FEELNOUN] for two weeks or longer while also having some of the other problems we asked about?

ADPB2WK¹ Len : 2 FELT THIS 2 WKS+ W/OTH PRBS DURING PAST 12 MOS

	Freq	Pct
1 = Yes	3157	5.71
2 = No.....	2525	4.57
94 = DON'T KNOW.....	35	0.06
97 = REFUSED	11	0.02
98 = BLANK (NO ANSWER).....	252	0.46
99 = LEGITIMATE SKIP	49288	89.18

NOTE: Beginning with the 2008 survey, the questions corresponding to the variables ADPSHMG1, ADPSHMG2, ADPSHMG3, ADPSHMG4, ADPSHMG5, ADPSHMG6, ADPSHMG7, ADPSHMG8, ADPSHMG9, ADPSHMG10, ADPSHMG11, ADPSHMG12, ADPSHMG13, ADPSHMG14, ADPSHMG15, ADPSHMG16, ADPSHMG17, ADPSHMG18, ADPSHMG19, ADPSHMG20, ADPSHMG21, ADPSHMG22, ADPSHMG23, ADPSHMG24, ADPSHMG25, ADPSHMG26, ADPSHMG27, ADPSHMG28, ADPSHMG29, ADPSHMG30, ADPSHMG31, ADPSHMG32, ADPSHMG33, ADPSHMG34, ADPSHMG35, ADPSHMG36, ADPSHMG37, ADPSHMG38, ADPSHMG39, ADPSHMG40, ADPSHMG41, ADPSHMG42, ADPSHMG43, ADPSHMG44, ADPSHMG45, ADPSHMG46, ADPSHMG47, ADPSHMG48, ADPSHMG49, ADPSHMG50, ADPSHMG51, ADPSHMG52, ADPSHMG53, ADPSHMG54, ADPSHMG55, ADPSHMG56, ADPSHMG57, ADPSHMG58, ADPSHMG59, ADPSHMG60, ADPSHMG61, ADPSHMG62, ADPSHMG63, ADPSHMG64, ADPSHMG65, ADPSHMG66, ADPSHMG67, ADPSHMG68, ADPSHMG69, ADPSHMG70, ADPSHMG71, ADPSHMG72, ADPSHMG73, ADPSHMG74, ADPSHMG75, ADPSHMG76, ADPSHMG77, ADPSHMG78, ADPSHMG79, ADPSHMG80, ADPSHMG81, ADPSHMG82, ADPSHMG83, ADPSHMG84, ADPSHMG85, ADPSHMG86, ADPSHMG87, ADPSHMG88, ADPSHMG89, ADPSHMG90, ADPSHMG91, ADPSHMG92, ADPSHMG93, ADPSHMG94, ADPSHMG95, ADPSHMG96, ADPSHMG97, ADPSHMG98, ADPSHMG99, ADPSHMG100 no longer allow respondents to choose the category 95 (ACTIVITY DOES NOT APPLY).

Think about the time in the past 12 months when [NUMPROBS] with your mood [WASWERE] most severe.

Using the 0 to 10 scale shown below, where 0 means no interference and 10 means very severe interference, select the number that describes how much [NUMPROBS] interfered with your ability to do each of the following activities during that period. You can use any number between 0 and 10 to answer.

How much did your [FEELNOUN] interfere with your ability to do home management task, like cleaning, shopping, and working around the house, apartment, or yard?

ADPSHMG1¹ Len : 2 HOW MUCH DID FEELINGS INTERFERE WITH HOME MNGMT

	Freq	Pct
0 = No Interference.....	133	0.24
1 = Mild - 1.....	101	0.18
2 = Mild - 2.....	201	0.36
3 = Mild - 3.....	263	0.48
4 = Moderate - 4.....	282	0.51
5 = Moderate - 5.....	492	0.89
6 = Moderate - 6.....	456	0.83
7 = Severe - 7.....	445	0.81
8 = Severe - 8.....	366	0.66
9 = Severe - 9.....	168	0.30
10 = Very Severe Interference.....	236	0.43
94 = DON'T KNOW.....	7	0.01
97 = REFUSED	7	0.01
98 = BLANK (NO ANSWER).....	298	0.54
99 = LEGITIMATE SKIP	51813	93.75

During that time in the past 12 months when your [FEELNOUN] was most severe, how much did this interfere with your ability to work?

You can use any number between 0 and 10 to answer.

ADPSWORK¹ Len : 2 HOW MUCH DID FEELING INTERFERE WITH ABLTY TO WORK

	Freq	Pct
0 = No Interference.....	287	0.52
1 = Mild - 1.....	177	0.32
2 = Mild - 2.....	259	0.47
3 = Mild - 3.....	359	0.65
4 = Moderate - 4.....	318	0.58
5 = Moderate - 5.....	400	0.72
6 = Moderate - 6.....	310	0.56
7 = Severe - 7.....	331	0.60
8 = Severe - 8.....	250	0.45
9 = Severe - 9.....	176	0.32
10 = Very Severe Interference.....	258	0.47
94 = DON'T KNOW.....	19	0.03
97 = REFUSED	13	0.02
98 = BLANK (NO ANSWER).....	298	0.54
99 = LEGITIMATE SKIP	51813	93.75

ADULT DEPRESSION

How much did your [FEELNOUN] interfere with your ability to form and maintain close relationships with other people during that period of time?

You can use any number between 0 and 10 to answer.

ADPSRELS¹ Len : 2 HOW MUCH DID FEELING INTERFERE WITH RELATIONSHIPS

	Freq	Pct
0 = No Interference.....	136	0.25
1 = Mild - 1.....	102	0.18
2 = Mild - 2.....	177	0.32
3 = Mild - 3.....	262	0.47
4 = Moderate - 4.....	276	0.50
5 = Moderate - 5.....	429	0.78
6 = Moderate - 6.....	369	0.67
7 = Severe - 7.....	431	0.78
8 = Severe - 8.....	386	0.70
9 = Severe - 9.....	248	0.45
10 = Very Severe Interference.....	322	0.58
94 = DON'T KNOW.....	11	0.02
97 = REFUSED.....	8	0.01
98 = BLANK (NO ANSWER).....	298	0.54
99 = LEGITIMATE SKIP.....	51813	93.75

How much did [NUMPROBS] interfere with your ability to have a social life during that period of time?

You can use any number between 0 and 10 to answer.

ADPSSOC¹ Len : 2 HOW MUCH DID FEELINGS INTERFERE WITH SOCIAL LIFE

	Freq	Pct
0 = No Interference.....	109	0.20
1 = Mild - 1.....	78	0.14
2 = Mild - 2.....	156	0.28
3 = Mild - 3.....	209	0.38
4 = Moderate - 4.....	259	0.47
5 = Moderate - 5.....	381	0.69
6 = Moderate - 6.....	370	0.67
7 = Severe - 7.....	432	0.78
8 = Severe - 8.....	458	0.83
9 = Severe - 9.....	323	0.58
10 = Very Severe Interference.....	372	0.67
94 = DON'T KNOW.....	5	0.01
97 = REFUSED.....	5	0.01
98 = BLANK (NO ANSWER).....	298	0.54
99 = LEGITIMATE SKIP.....	51813	93.75

NOTE: Beginning with the 2008 survey, respondents who answered "don't know" or "refused" to questions corresponding to the variables ADPSHMG, ADPSWORK, ADPSRELS, and ADPSSOC are no longer asked the question corresponding to ADPSDAYS unless they entered a response of 1 to 10 in at least one of the other questions corresponding to ADPSHMG through ADPSSOC.

About how many days out of 365 in the past 12 months were you totally unable to work or carry out your normal activities because of your [FEELNOUN]?

You can use any number between 0 and 365 to answer

ADPSDAYS¹ Len : 3 # DYS UNABLE TO WORK/CARRY OUT DLY ACT PST 12 MOS

	Freq	Pct
RANGE = 0 - 365.....	3003	5.43
994 = DON'T KNOW.....	111	0.20
997 = REFUSED.....	14	0.03
998 = BLANK (NO ANSWER).....	305	0.55
999 = LEGITIMATE SKIP.....	51835	93.79

ADULT DEPRESSION

Here is a list of professionals some people talk to about the problems we have been asking about:

- General practitioner or family doctor
- Other medical doctor like a cardiologist, gynecologist, urologist
- Psychologist
- Psychiatrist or psychotherapist
- Social Worker
- Counselor
- Other mental health professional, like a mental health nurse
- A nurse, occupational therapist, or other health professional
- A religious or spiritual advisor like a minister, priest, or rabbi
- Another healer, like an herbalist, chiropractor, acupuncturist, or massage therapist

At any time in the past 12 months, did you see or talk to a medical doctor or other professional about your [FEELNOUN]?

ADSEEDOC¹	Len : 2	SEE/TALK TO DR/OTH PROF ABT FEELINGS PAST 12 MOS		
			Freq	Pct
		1 = Yes	2466	4.46
		2 = No.....	3251	5.88
		94 = DON'T KNOW.....	6	0.01
		97 = REFUSED	5	0.01
		98 = BLANK (NO ANSWER).....	252	0.46
		99 = LEGITIMATE SKIP	49288	89.18

During the past 12 months, which professionals did you see or talk to about [NUMPROBS] with your mood?

ADFAMDOC¹	Len : 2	GEN/FAM DOC TALKED W/ABT FEELINGS PAST 12 MOS		
			Freq	Pct
		1 = Response entered	1231	2.23
		3 = Response entered LOGICALLY ASSIGNED.....	2	0.00
		6 = Response not entered.....	1224	2.21
		94 = DON'T KNOW.....	2	0.00
		97 = REFUSED	12	0.02
		98 = BLANK (NO ANSWER).....	258	0.47
		99 = LEGITIMATE SKIP	52539	95.06

ADOTHDOC¹	Len : 2	OTH DR TALKED W/ABOUT FEELINGS PAST 12 MOS		
			Freq	Pct
		1 = Response entered	218	0.39
		3 = Response entered LOGICALLY ASSIGNED.....	11	0.02
		6 = Response not entered.....	2228	4.03
		94 = DON'T KNOW.....	2	0.00
		97 = REFUSED	12	0.02
		98 = BLANK (NO ANSWER).....	258	0.47
		99 = LEGITIMATE SKIP	52539	95.06

ADPSYCH¹	Len : 2	PSYCHOLOGIST TALKED W/ABOUT FEELINGS PAST 12 MOS		
			Freq	Pct
		1 = Response entered	688	1.24
		3 = Response entered LOGICALLY ASSIGNED.....	2	0.00
		6 = Response not entered.....	1767	3.20
		94 = DON'T KNOW.....	2	0.00
		97 = REFUSED	12	0.02
		98 = BLANK (NO ANSWER).....	258	0.47
		99 = LEGITIMATE SKIP	52539	95.06

ADPSYMD¹	Len : 2	PSYCHIATRIST TALKED W/ABOUT FEELINGS PAST 12 MOS		
			Freq	Pct
		1 = Response entered	742	1.34
		3 = Response entered LOGICALLY ASSIGNED.....	2	0.00
		6 = Response not entered.....	1713	3.10
		94 = DON'T KNOW.....	2	0.00
		97 = REFUSED	12	0.02
		98 = BLANK (NO ANSWER).....	258	0.47
		99 = LEGITIMATE SKIP	52539	95.06

ADULT DEPRESSION

ADSOCWRK¹	Len : 2 SOCIAL WORKER TALKED W/ABOUT FEELINGS PAST 12 MOS		
		Freq	Pct
	1 = Response entered	249	0.45
	6 = Response not entered.....	2208	4.00
	94 = DON'T KNOW	2	0.00
	97 = REFUSED	12	0.02
	98 = BLANK (NO ANSWER).....	258	0.47
	99 = LEGITIMATE SKIP	52539	95.06

ADCOUNS¹	Len : 2 COUNSELOR TALKED W/ABOUT FEELINGS PAST 12 MOS		
		Freq	Pct
	1 = Response entered	707	1.28
	3 = Response entered LOGICALLY ASSIGNED.....	1	0.00
	6 = Response not entered.....	1749	3.16
	94 = DON'T KNOW	2	0.00
	97 = REFUSED	12	0.02
	98 = BLANK (NO ANSWER).....	258	0.47
	99 = LEGITIMATE SKIP	52539	95.06

ADOTMHP¹	Len : 2 MENTAL PROF TALKED W/ABOUT FEELINGS PAST 12 MOS		
		Freq	Pct
	1 = Response entered	154	0.28
	6 = Response not entered.....	2303	4.17
	94 = DON'T KNOW	2	0.00
	97 = REFUSED	12	0.02
	98 = BLANK (NO ANSWER).....	258	0.47
	99 = LEGITIMATE SKIP	52539	95.06

ADNURSE¹	Len : 2 NURSE ETC.TALKED W/ABOUT FEELINGS PAST 12 MOS		
		Freq	Pct
	1 = Response entered	120	0.22
	3 = Response entered LOGICALLY ASSIGNED.....	3	0.01
	6 = Response not entered.....	2334	4.22
	94 = DON'T KNOW	2	0.00
	97 = REFUSED	12	0.02
	98 = BLANK (NO ANSWER).....	258	0.47
	99 = LEGITIMATE SKIP	52539	95.06

ADRELIG¹	Len : 2 RELIGIOUS ADVSR TLKED W/ABOUT FEELINGS PST 12 MOS		
		Freq	Pct
	1 = Response entered	392	0.71
	3 = Response entered LOGICALLY ASSIGNED.....	3	0.01
	6 = Response not entered.....	2062	3.73
	94 = DON'T KNOW	2	0.00
	97 = REFUSED	12	0.02
	98 = BLANK (NO ANSWER).....	258	0.47
	99 = LEGITIMATE SKIP	52539	95.06

ADHERBAL¹	Len : 2 HERBALIST TALKED W/ABOUT FEELINGS PAST 12 MOS		
		Freq	Pct
	1 = Response entered	110	0.20
	3 = Response entered LOGICALLY ASSIGNED.....	1	0.00
	6 = Response not entered.....	2346	4.24
	94 = DON'T KNOW	2	0.00
	97 = REFUSED	12	0.02
	98 = BLANK (NO ANSWER).....	258	0.47
	99 = LEGITIMATE SKIP	52539	95.06

ADOTHHLP¹	Len : 2 OTH HELP PROF TALKED W/ABOUT FEELINGS PAST 12 MOS		
		Freq	Pct
	1 = Response entered	74	0.13
	6 = Response not entered.....	2383	4.31
	94 = DON'T KNOW	2	0.00
	97 = REFUSED	12	0.02
	98 = BLANK (NO ANSWER).....	258	0.47
	99 = LEGITIMATE SKIP	52539	95.06

ADULT DEPRESSION

Are you currently receiving professional treatment or counseling for [NUMPROBS] with your mood?

ADTMTNOW¹	Len : 2	CURRENTLY RCVNG PROF TREATMENT/COUNSLG FOR MOOD		
			Freq	Pct
		1 = Yes	1229	3.63
		2 = No.....	1232	3.63
		94 = DON'T KNOW.....	1	0.00
		97 = REFUSED	9	0.02
		98 = BLANK (NO ANSWER).....	258	0.47
		99 = LEGITIMATE SKIP	52539	95.06

During the past 12 months, did you take prescription medication that was prescribed for [NUMPROBS]?

ADRX12MO¹	Len : 2	TAKE PRES MEDS PRESCRIBED FOR MOOD PAST 12 MONTHS		
			Freq	Pct
		1 = Yes	2008	3.63
		2 = No.....	3708	6.71
		94 = DON'T KNOW.....	3	0.01
		97 = REFUSED	9	0.02
		98 = BLANK (NO ANSWER).....	252	0.46
		99 = LEGITIMATE SKIP	49288	89.18

Are you currently taking prescription medication that was prescribed for [NUMPROBS]?

ADRXNOW¹	Len : 2	CURRENTLY TAKING PRESC MEDS PRESCRIBED FOR MOOD		
			Freq	Pct
		1 = Yes	1573	2.85
		2 = No.....	434	0.79
		94 = DON'T KNOW.....	1	0.00
		97 = REFUSED	9	0.02
		98 = BLANK (NO ANSWER).....	255	0.46
		99 = LEGITIMATE SKIP	52996	95.89

During the past 12 months, how much has this prescription medication helped you?

ADRXHLP¹	Len : 2	HOW MUCH HAS PRESC MEDS FOR MOOD HELPED PST 12 MO		
			Freq	Pct
		1 = Not at all	121	0.22
		2 = A little.....	288	0.52
		3 = Some.....	495	0.90
		4 = A lot.....	677	1.22
		5 = Extremely.....	421	0.76
		94 = DON'T KNOW.....	6	0.01
		97 = REFUSED	9	0.02
		98 = BLANK (NO ANSWER).....	255	0.46
		99 = LEGITIMATE SKIP	52996	95.89

During the past 12 months, how much has treatment or counseling helped you?

ADTMTHLP¹	Len : 2	HOW MUCH HAS TRMT/COUNSLG HELPED PST 12 MOS		
			Freq	Pct
		1 = Not at all	372	0.67
		2 = A little.....	432	0.78
		3 = Some.....	620	1.12
		4 = A lot.....	637	1.15
		5 = Extremely.....	378	0.68
		94 = DON'T KNOW.....	22	0.04
		97 = REFUSED	10	0.02
		98 = BLANK (NO ANSWER).....	258	0.47
		99 = LEGITIMATE SKIP	52539	95.06

RECODED ADULT DEPRESSION

RECODED ADULT DEPRESSION

NOTE: The variables in this section are recoded variables that were created from one or more of the edited variables from the preceding section.

NOTE: Certain source variables that were used to create recoded variables have valid values that might not have been reported or assigned for the current survey year. However, these values have been included in the general specifications in the codebook on how the recoded variables were created. See additional details about this issue in the Organization of the Data File section of this codebook introduction.

NOTE: The following variable, AMDELTA, identifies an adult as having a major depressive episode (MDE) in their lifetime and AMDEYR identifies an adult as having MDE in the prior year. Due to questionnaire changes in 2008, these MDE variables are not directly comparable to MDE variables from 2004 to 2008. Adjusted lifetime and past year MDE variables (AJAMDELTA and AJAMDEYR) were developed to allow comparisons of adult MDE data across years beginning with 2005 and continuing through 2008 and later years. Adjusted variables were not created for 2004. The youth MDE variables continue to remain comparable between 2004 and 2012. Specific details about the analysis of MDE data can be found in the Recoded Depression Variable Documentation Appendix.

A respondent was classified as having a major depressive episode (MDE) in their lifetime, AMDELTA=1, if they reported experiencing at least 5 out of the 9 criteria used to define an adult as having had MDE in their lifetime, where at least one of the criteria is a depressed mood or loss of interest or pleasure in daily activities (ADSMMDEA=1).

An adult was classified as NOT having a major depressive episode (MDE) in their lifetime, AMDELTA=2, if they met either of these conditions:

1. Reported experiencing fewer than 5 out of the 9 criteria used to define an adult as having had MDE in their lifetime (ADSMMDEA=2).
2. If the number of criteria used to define an adult as having had MDE in their lifetime is unknown (ADSMMDEA=98) and the respondent reported at least one of the following:
 - i. Never having had a period of time lasting several days or longer when felt sad, empty, or depressed (ADDPREV=2), discouraged about how things were going in life (ADDSCEV=2), and lost interest in most things usually enjoyable (ADLOSEV=2).
 - ii. Experienced the feelings in (i), but they did not last most of the day, nearly every day for two weeks or longer (ADLSI2WK=2) or (ADDP2WK=2).
 - iii. Experienced the feelings in (i) most of the day, nearly every day for two weeks or longer, but the feelings lasted less than an hour when mood was most severe and frequent (ADWRHRS=1).
 - iv. Experienced the feelings in (i) most of the day, nearly every day for two weeks or longer for at least an hour during those times when mood was most severe and frequent, but emotional distress was mild (ADWRDST=1), there was never a time when emotional distress was so severe that you could not be cheered up (ADWRCHR=4), and there was never a time when your emotional distress was so severe that you could not carry out your daily activities (ADWRIMP=4).
 - v. Experienced the feelings in (i) most of the day, nearly every day for two weeks or longer for at least an hour and the severe distress were more than mild or at some point could not be cheered up or could not carry out daily activities, but never had any other problems during those weeks, such as changes in sleep, appetite, energy, the ability to concentrate and remember, or feelings of low self-worth (ADDP2WK=2).

AMDELTA	Len : 1 ADULT: LIFETIME MAJOR DEPRESSIVE EPISODE (MDE)		
	. = Aged 12-17/Unknown (Otherwise)	Freq	Pct
	1 = Yes (ADSMMDEA=1)	17677	31.98
	2 = No (See comment above)	5586	10.11
		32005	57.91

AMDEYR	Len : 1 ADULT: PAST YEAR MAJOR DEPRESSIVE EPISODE (MDE)		
	. = Aged 12-17/Unknown (Otherwise)	Freq	Pct
	1 = Yes (AMDELTA=1 & ADPB2WK=1)	17721	32.06
	2 = No (AMDELTA=2 or [AMDELTA=1 & ADPB2WK=2])	3112	5.63
		34435	62.31

NOTE: The following 25 variables are among all adult respondents who were asked the respective questions and are not confined to those respondents who were ultimately classified as having a Major Depressive Episode (MDE) in their lifetime or past year. To produce estimates among adults with MDE, the analysis will need to be restricted by either the lifetime MDE variable (AMDELTA) or the past year MDE variable (AMDEYR).

ATXMDEYR	Len : 1 ADULT: SAW OR TALK TO MD/PROF FOR MDE IN PAST YEAR		
	. = Aged 12-17/Unknown (Otherwise)	Freq	Pct
	0 = No (ADSEEDOC=2).....	49551	89.66
	1 = Yes (ADSEEDOC=1).....	3251	5.88
		2466	4.46

RECODED ADULT DEPRESSION

ARXMDEYR	Len : 1 ADULT: USED RX MEDICATION FOR MDE IN PAST YEAR		
	. = Aged 12-17/Unknown (Otherwise)	Freq	Pct
	0 = No (ADRX12MO=2)	49552	89.66
	1 = Yes (ADRX12MO=1)	3708	6.71
		2008	3.63

The following variable, AMDETXRX, is defined as having received treatment/counseling for MDE in the past year if (1) saw or talked to a medical doctor or other professional about depressive feelings or (2) used prescription medication for depressive feelings.

AMDETXRX	Len : 1 ADULT: RCVD TRT/CNSLG OR RX MED FOR MDE IN PST YR		
	. = Aged 12-17/Unknown (Otherwise)	Freq	Pct
	0 = No (ATXMDEYR=0 and ARXMDEYR=0)	49549	89.65
	1 = Yes (ATXMDEYR=1 or ARXMDEYR=1)	2932	5.31
		2787	5.04

ADOCMDE	Len : 1 ADULT: SAW/TALK TO GEN PRAC/FAM MD ABOUT MDE IN PY		
	. = Aged 12-17/Unknown/Legitimate Skip (Otherwise)	Freq	Pct
	0 = No (ADSEEDOC=2 or ADFAMDOC=6)	49560	89.67
	1 = Yes (ADFAMDOC=1,3)	4475	8.10
		1233	2.23

AOMDMDE	Len : 1 ADULT: SAW/TALK TO OTHER MD ABOUT MDE IN PAST YEAR		
	. = Aged 12-17/Unknown/Legitimate Skip (Otherwise)	Freq	Pct
	0 = No (ADSEEDOC=2 or ADOTHD=6)	49560	89.67
	1 = Yes (ADOTHD=1,3)	5479	9.91
		229	0.41

APSY1MDE	Len : 1 ADULT: SAW/TALK TO PSYCHOLOGIST ABT MDE IN PST YR		
	. = Aged 12-17/Unknown/Legitimate Skip (Otherwise)	Freq	Pct
	0 = No (ADSEEDOC=2 or ADPSYCH=6)	49560	89.67
	1 = Yes (ADPSYCH=1,3)	5018	9.08
		690	1.25

APSY2MDE	Len : 1 ADULT: SAW/TALK TO PSYCHIATRIST ABT MDE IN PST YR		
	. = Aged 12-17/Unknown/Legitimate Skip (Otherwise)	Freq	Pct
	0 = No (ADSEEDOC=2 or ADPSYMD=6)	49560	89.67
	1 = Yes (ADPSYMD=1,3)	4964	8.98
		744	1.35

ASOCMDE	Len : 1 ADULT: SAW/TALK TO SOCIAL WORKER ABOUT MDE IN PY		
	. = Aged 12-17/Unknown/Legitimate Skip (Otherwise)	Freq	Pct
	0 = No (ADSEEDOC=2 or ADSOCWRK=6)	49560	89.67
	1 = Yes (ADSOCWRK=1,3)	5459	9.88
		249	0.45

ACOUNMDE	Len : 1 ADULT: SAW/TALK TO COUNSELOR ABOUT MDE IN PAST YR		
	. = Aged 12-17/Unknown/Legitimate Skip (Otherwise)	Freq	Pct
	0 = No (ADSEEDOC=2 or ADCOUNS=6)	49560	89.67
	1 = Yes (ADCOUNS=1,3)	5000	9.05
		708	1.28

AOMHMDE	Len : 1 ADULT: SAW/TALK TO OTH MENT HLTH PROF ABT MDE-PY		
	. = Aged 12-17/Unknown/Legitimate Skip (Otherwise)	Freq	Pct
	0 = No (ADSEEDOC=2 or [ADOTHMHP=6 & No Writ-in Enter])	49560	89.67
	1 = Yes (ADOTHMHP=1,3 or Write-in Response Entered)	5553	10.05
		155	0.28

RECODED ADULT DEPRESSION

ANURSMDE Len : 1 ADULT: SAW/TALK TO NURSE/OCC THERA ABOUT MDE IN PY

	Freq	Pct
. = Aged 12-17/Unknown/Legitimate Skip (Otherwise)	49560	89.67
0 = No (ADSEEDOC=2 or ADNURSE=6)	5585	10.11
1 = Yes (ADNURSE=1,3).....	123	0.22

ARELMDE Len : 1 ADULT: SAW/TALK TO RELIG ADVISOR ABOUT MDE IN PY

	Freq	Pct
. = Aged 12-17/Unknown/Legitimate Skip (Otherwise)	49560	89.67
0 = No (ADSEEDOC=2 or ADRELIG=6)	5313	9.61
1 = Yes (ADRELIG=1,3)	395	0.71

AHBCHMDE Len : 1 ADULT: SAW/TALK TO ANOTHER HEALER ABOUT MDE IN PY

	Freq	Pct
. = Aged 12-17/Unknown/Legitimate Skip (Otherwise)	49560	89.67
0 = No (ADSEEDOC=2 or ADHERBAL=6).....	5597	10.13
1 = Yes (ADHERBAL=1,3).....	111	0.20

The following variable, AOTHMDE, defines an adult as having seen or talked to another professional about MDE during the past year if s/he entered a valid write-in response other than the responses that matched existing categories.

An adult was classified as NOT having seen or talked to another professional about MDE during the past year, AOTHMDE=0, if s/he met either of these conditions:

1. Reported NOT seeing or talking to a medical doctor or other professional during the past year (ADSEEDOC=2).
2. Response not entered for whether other mental health professional was seen or talked to during the past year (ADOTHHLP=6).
3. Write-in response entered matched an existing category.

AOTHMDE Len : 1 ADULT: SAW/TALK TO OTHER PROF ABOUT MDE IN PST YR

	Freq	Pct
. = Aged 12-17/Unknwn/Legit Skip/Invalid Spec. Resp.....	49584	89.72
0 = No (See comment above)	5666	10.25
1 = Yes (See comment above).....	18	0.03

NOTE: The following variable, AHLTMDE, indicates whether an adult reported seeing or talking to a health professional about MDE in the past year. Adults were classified as having seen or talked to a health professional, AHLTMDE=1, if they reported seeing or talking to any of the following professionals: general practitioner or family doctor (ADOCMDE=1); other medical doctor (AOMDMDE=1); psychologist (APSY1MDE=1); psychiatrist or psychotherapist (APSY2MDE=1); social worker (ASOCMDE=1); counselor (ACOUNMDE=1); other mental health professional (AOMHMDE=1); or nurse, occupational therapist, or other health professional (ANURSMDE=1). Respondents were classified as having not seen or talked to a health professional, AHLTMDE=0, if they reported not seeing or talking to all of the professionals listed above (source variable=0).

AHLTMDE Len : 1 ADULT: SAW/TALK TO HEALTH PROF ABOUT MDE IN PST YR

	Freq	Pct
. = Aged 12-17/Unknown (Otherwise)	49560	89.67
0 = No (See comment above)	3398	6.15
1 = Yes (See comment above).....	2310	4.18

NOTE: The following variable, AALTMDE, indicates whether an adult reported seeing or talking to an alternative service professional about MDE in the past year. Adults were classified as having seen or talked to an alternative service professional, AALTMDE=1, if they reported seeing or talking to any of the following professionals: religious or spiritual advisor (ARELMDE=1); or herbalist, chiropractor, acupuncturist, or massage therapist (AHBCHMDE=1). Respondents were classified as having not seen or talked to an alternative service professional, AALTMDE=0, if they reported not seeing or talking to all of the professionals listed above (source variable=0).

AALTMDE Len : 1 ADULT: SAW/TALK TO ALT SERV PROF ABOUT MDE IN PY

	Freq	Pct
. = Aged 12-17/Unknown (Otherwise)	49560	89.67
0 = No (See comment above)	5250	9.50
1 = Yes (See comment above).....	458	0.83

AMDEHPRX Len : 1 ADULT: SAW HEALTH PROF OR RX MED FOR MDE IN PST YR

	Freq	Pct
. = Aged 12-17/Unknown (Otherwise)	49555	89.66
0 = No (AHLTMDE=0 and ARXMDEYR=0).....	3054	5.53
1 = Yes (AHLTMDE=1 or ARXMDEYR=1).....	2659	4.81

RECODED ADULT DEPRESSION

AMDEHPO	Len : 1 ADULT: SAW HEALTH PROF ONLY FOR MDE IN PAST YEAR		
	. = Aged 12-17/Unknown (Otherwise)	Freq	Pct
	0 = No (AHLTMDE=0 or ARXMDEYR=1).....	49553	89.66
	1 = Yes (AHLTMDE=1 and ARXMDEYR=0)	5064	9.16
		651	1.18

AMDERXO2	Len : 1 ADULT: RCVD RX MED, NO HEALTH PROF FOR MDE IN PY		
	. = Aged 12-17/Unknown (Otherwise)	Freq	Pct
	0 = No (ARXMDEYR=0 or AHLTMDE=1).....	49559	89.67
	1 = Yes (ARXMDEYR=1 and AHLTMDE=0)	5367	9.71
		342	0.62

AMDEHARX	Len : 1 ADULT: SAW HEALTH PROF AND RX MED FOR MDE IN PY		
	. = Aged 12-17/Unknown (Otherwise)	Freq	Pct
	0 = No (AHLTMDE=0 or ARXMDEYR=0).....	49557	89.67
	1 = Yes (AHLTMDE=1 and ARXMDEYR=1)	4052	7.33
		1659	3.00

NOTE: The following four variables make up the four role domains (home management, work, close relationships with others, and social life) of the Sheehan Disability Scale (SDS), which measures the impact of a disorder on a adult's life.

ASDSHOM2	Len : 1 ADULT: MDE ROLE IMPAIRMENT - HOME MANAGEMENT		
	. = Aged 12-17/Unkn/Legit Skip (Otherwise)	Freq	Pct
	1 = None (ADPSHMG=0).....	52125	94.31
	2 = Mild (ADPSHMG=1,2,3).....	133	0.24
	3 = Moderate (ADPSHMG=4,5,6)	565	1.02
	4 = Severe (ADPSHMG=7,8,9)	1230	2.23
	5 = Very Severe (ADPSHMG=10).....	979	1.77
		236	0.43

ASDSWRK2	Len : 1 ADULT: MDE ROLE IMPAIRMENT - ABILITY TO WORK		
	. = Aged 12-17/Unkn/Legit Skip (Otherwise)	Freq	Pct
	1 = None (ADPSWORK=0).....	52143	94.35
	2 = Mild (ADPSWORK=1,2,3).....	287	0.52
	3 = Moderate (ADPSWORK=4,5,6).....	795	1.44
	4 = Severe (ADPSWORK=7,8,9)	1028	1.86
	5 = Very Severe (ADPSWORK=10).....	757	1.37
		258	0.47

ASDSREL2	Len : 1 ADULT: MDE ROLE IMPAIRMENT - CLOSE RELATIONSHIPS		
	. = Aged 12-17/Unkn/Legit Skip (Otherwise)	Freq	Pct
	1 = None (ADPSRELS=0).....	52130	94.32
	2 = Mild (ADPSRELS=1,2,3).....	136	0.25
	3 = Moderate (ADPSRELS=4,5,6)	541	0.98
	4 = Severe (ADPSRELS=7,8,9)	1074	1.94
	5 = Very Severe (ADPSRELS=10).....	1065	1.93
		322	0.58

ASDSSOC2	Len : 1 ADULT: MDE ROLE IMPAIRMENT - SOCIAL LIFE		
	. = Aged 12-17/Unkn/Legit Skip (Otherwise)	Freq	Pct
	1 = None (ADPSSOC=0)	52121	94.31
	2 = Mild (ADPSSOC=1,2,3)	109	0.20
	3 = Moderate (ADPSSOC=4,5,6).....	443	0.80
	4 = Severe (ADPSSOC=7,8,9).....	1010	1.83
	5 = Very Severe (ADPSSOC=10)	1213	2.19
		372	0.67

RECODED ADULT DEPRESSION

The following variable, ASDSOVL2, is assigned the maximum level of interference over the four role domains of SDS: home management (ASDSHOM2), ability to work (ASDSWRK2), close relationships (ASDSREL2), and social life (ASDSSOC2).

ASDSOVL2 Len : 1 ADULT: MAX SEVERITY LEVEL OF MDE ROLE IMPAIRMENT

	Freq	Pct
. = Aged 12-17/Unknown/Legitimate Skip (Otherwise)	52118	94.30
1 = None (See comment above)	22	0.04
2 = Mild (See comment above)	196	0.35
3 = Moderate (See comment above)	880	1.59
4 = Severe (See comment above)	1448	2.62
5 = Very Severe (See comment above)	604	1.09

The following variable, AMDEIMP, is derived from the maximum severity level of MDE role impairment (ASDSOVL2) and is restricted to adults with past year MDE (AMDEYR).

AMDEIMP Len : 1 ADULT: MDE WITH SEVERE ROLE IMPAIRMENT

	Freq	Pct
. = Aged 12-17/Unknown (Otherwise)	17727	32.07
1 = Yes (AMDEYR=1 and ASDSOVL2=4,5)	2042	3.69
2 = No (AMDEYR=2 or ASDSOVL2=1,2,3)	35499	64.23

YOUTH MENTAL HEALTH TREATMENT

YOUTH MENTAL HEALTH TREATMENT

The values in the section may be inconsistent with values from the core section(s). Items in this section were edited when respondents legitimately skipped out of these items based on prior answers in the core section(s). Otherwise, non-core items generally were not edited to make them consistent with core items, and core items were not edited to make them consistent with non-core items. This note applies to variables in this section marked by a¹.

These next questions are about treatment and counseling for problems with your behaviors or emotions that were not caused by alcohol or drugs.

During the past 12 months, have you stayed overnight or longer in any type of hospital to receive treatment or counseling for emotional or behavioral problems that were not caused by alcohol or drugs?

YUHOSPYR¹ Len : 2 STAY OVNT IN HOSP FOR EMOT TRMT PST 12 MOS

	Freq	Pct
1 = Yes	376	0.68
2 = No.....	16898	30.57
85 = BAD DATA Logically assigned.....	5	0.01
89 = LEGITIMATE SKIP Logically assigned.....	1	0.00
94 = DON'T KNOW.....	72	0.13
97 = REFUSED	48	0.09
99 = LEGITIMATE SKIP	37868	68.52

During the past 12 months, how many nights altogether did you stay in a hospital to receive treatment or counseling for emotional or behavioral problems that were not caused by alcohol or drugs?

YUHOSPN2¹ Len : 3 # NIGHTS STAYED IN HOSP FOR EMOT TRMT PST 12 MOS

	Freq	Pct
RANGE = 1 - 30.....	337	0.61
31 = 31 or more	11	0.02
985 = BAD DATA Logically assigned	5	0.01
994 = DON'T KNOW.....	22	0.04
997 = REFUSED	54	0.10
998 = BLANK (NO ANSWER).....	72	0.13
999 = LEGITIMATE SKIP	54767	99.09

Think about the last time you stayed overnight or longer in a hospital to receive treatment or counseling for emotional or behavioral problems that were not caused by alcohol or drugs. What was the reason you were admitted there?

YUHOSUIC¹ Len : 2 STAYED IN HOSP BEC THOUGHT/TRIED TO KILL SELF

	Freq	Pct
1 = Response entered	147	0.27
6 = Response not entered.....	198	0.36
85 = BAD DATA Logically assigned.....	5	0.01
94 = DON'T KNOW.....	15	0.03
97 = REFUSED	64	0.12
98 = BLANK (NO ANSWER).....	72	0.13
99 = LEGITIMATE SKIP	54767	99.09

YUHODEPR¹ Len : 2 STAYED IN HOSP BEC YOU FELT DEPRESSED

	Freq	Pct
1 = Response entered	140	0.25
3 = Response entered LOGICALLY ASSIGNED.....	2	0.00
6 = Response not entered.....	203	0.37
94 = DON'T KNOW.....	15	0.03
97 = REFUSED	64	0.12
98 = BLANK (NO ANSWER).....	77	0.14
99 = LEGITIMATE SKIP	54767	99.09

YUHOFEAR¹ Len : 2 STAYED IN HOSP BEC YOU FELT AFRAID/TENSE

	Freq	Pct
1 = Response entered	49	0.09
3 = Response entered LOGICALLY ASSIGNED.....	1	0.00
6 = Response not entered.....	295	0.53
94 = DON'T KNOW.....	15	0.03
97 = REFUSED	64	0.12
98 = BLANK (NO ANSWER).....	77	0.14
99 = LEGITIMATE SKIP	54767	99.09

YOUTH MENTAL HEALTH TREATMENT

YUHOBKRU¹	Len : 2 STAYED IN HOSP BEC BREAKING RULES/ACTING OUT		
		Freq	Pct
	1 = Response entered	69	0.12
	3 = Response entered LOGICALLY ASSIGNED.....	1	0.00
	6 = Response not entered.....	275	0.50
	94 = DON'T KNOW.....	15	0.03
	97 = REFUSED	64	0.12
	98 = BLANK (NO ANSWER).....	77	0.14
	99 = LEGITIMATE SKIP	54767	99.09

YUHOEATP¹	Len : 2 STAYED IN HOSP BEC YOU HAD EATING PROBS		
		Freq	Pct
	1 = Response entered	39	0.07
	6 = Response not entered.....	306	0.55
	94 = DON'T KNOW.....	15	0.03
	97 = REFUSED	64	0.12
	98 = BLANK (NO ANSWER).....	77	0.14
	99 = LEGITIMATE SKIP	54767	99.09

What was the other emotional or behavioral problem for which you last stayed overnight in a hospital?

YUHOANGR¹	Len : 2 STAYED IN HOSP BEC HAD TRBLE CONTRLNG ANGER		
		Freq	Pct
	1 = Response entered	35	0.06
	3 = Response entered LOGICALLY ASSIGNED.....	1	0.00
	6 = Response not entered.....	302	0.55
	94 = DON'T KNOW.....	20	0.04
	97 = REFUSED	66	0.12
	98 = BLANK (NO ANSWER).....	77	0.14
	99 = LEGITIMATE SKIP	54767	99.09

YUHOHITE¹	Len : 2 STAYED IN HOSP BEC HAD GOTTEN INTO PHYS FIGHTS		
		Freq	Pct
	1 = Response entered	15	0.03
	6 = Response not entered.....	323	0.58
	94 = DON'T KNOW.....	20	0.04
	97 = REFUSED	66	0.12
	98 = BLANK (NO ANSWER).....	77	0.14
	99 = LEGITIMATE SKIP	54767	99.09

YUHOFMLY¹	Len : 2 STAYED IN HOSP BEC HAD PRBLMS AT HOME/FAMILY		
		Freq	Pct
	1 = Response entered	29	0.05
	3 = Response entered LOGICALLY ASSIGNED.....	2	0.00
	6 = Response not entered.....	307	0.56
	94 = DON'T KNOW.....	20	0.04
	97 = REFUSED	66	0.12
	98 = BLANK (NO ANSWER).....	77	0.14
	99 = LEGITIMATE SKIP	54767	99.09

YUHOFRND¹	Len : 2 STAYED IN HOSP BEC HAD PRBLMS WITH FRIENDS		
		Freq	Pct
	1 = Response entered	11	0.02
	6 = Response not entered.....	327	0.59
	94 = DON'T KNOW.....	20	0.04
	97 = REFUSED	66	0.12
	98 = BLANK (NO ANSWER).....	77	0.14
	99 = LEGITIMATE SKIP	54767	99.09

YUHOOTPP¹	Len : 2 STAYED IN HOSP BEC HAD PRBLMS WITH OTHERS		
		Freq	Pct
	1 = Response entered	17	0.03
	6 = Response not entered.....	321	0.58
	94 = DON'T KNOW.....	20	0.04
	97 = REFUSED	66	0.12
	98 = BLANK (NO ANSWER).....	77	0.14
	99 = LEGITIMATE SKIP	54767	99.09

YOUTH MENTAL HEALTH TREATMENT

YUHOSCHL¹ Len : 2 STAYED IN HOSP BEC HAD PRBLMS AT SCHOOL

	Freq	Pct
1 = Response entered	34	0.06
6 = Response not entered.....	304	0.55
94 = DON'T KNOW.....	20	0.04
97 = REFUSED	66	0.12
98 = BLANK (NO ANSWER).....	77	0.14
99 = LEGITIMATE SKIP	54767	99.09

YUHOSOR¹ Len : 2 STAYED IN HOSP FOR SOME OTHER REASON

	Freq	Pct
1 = Response entered	112	0.20
6 = Response not entered.....	233	0.42
94 = DON'T KNOW.....	15	0.03
97 = REFUSED	64	0.12
98 = BLANK (NO ANSWER).....	77	0.14
99 = LEGITIMATE SKIP	54767	99.09

During the past 12 months, did you stay overnight or longer in a residential treatment center to receive treatment or counseling for emotional or behavioral problems that were not caused by alcohol or drugs?

YURSIDYR¹ Len : 2 STAYED IN RESID CTR FOR EMOT TRMT PST 12 MOS

	Freq	Pct
1 = Yes.....	201	0.36
2 = No.....	17070	30.89
85 = BAD DATA Logically assigned.....	5	0.01
89 = LEGITIMATE SKIP Logically assigned.....	1	0.00
94 = DON'T KNOW.....	64	0.12
97 = REFUSED	59	0.11
99 = LEGITIMATE SKIP	37868	68.52

During the past 12 months, how many nights altogether did you stay in a residential treatment center to receive treatment for emotional or behavioral problems that were not caused by alcohol or drugs?

YURSIDN2¹ Len : 3 # NIGHTS IN RESID CTR FOR EMOT TRMT PST 12 MOS

	Freq	Pct
RANGE = 1 - 30.....	162	0.29
31 = 31 or more	24	0.04
985 = BAD DATA Logically assigned.....	5	0.01
994 = DON'T KNOW.....	9	0.02
997 = REFUSED	65	0.12
998 = BLANK (NO ANSWER).....	64	0.12
999 = LEGITIMATE SKIP	54939	99.40

Think about the last time you stayed overnight or longer in a residential treatment center to receive treatment for emotional or behavioral problems that were not caused by alcohol or drugs. What was the reason you were admitted there?

YURSSUIC¹ Len : 2 STAYED IN RESID CTR BEC THOT/TRIED TO KILL SELF

	Freq	Pct
1 = Response entered	101	0.18
6 = Response not entered.....	90	0.16
85 = BAD DATA Logically assigned.....	5	0.01
94 = DON'T KNOW.....	5	0.01
97 = REFUSED	64	0.12
98 = BLANK (NO ANSWER).....	64	0.12
99 = LEGITIMATE SKIP	54939	99.40

YURSDEPR¹ Len : 2 STAYED IN RESID CTR BEC YOU FELT DEPRESSED

	Freq	Pct
1 = Response entered	96	0.17
6 = Response not entered.....	95	0.17
94 = DON'T KNOW.....	5	0.01
97 = REFUSED	64	0.12
98 = BLANK (NO ANSWER).....	69	0.12
99 = LEGITIMATE SKIP	54939	99.40

YOUTH MENTAL HEALTH TREATMENT

YURSFEAR¹ Len : 2 STAYED IN RESID CTR BEC YOU FELT AFRAID/TENSE

	Freq	Pct
1 = Response entered	37	0.07
3 = Response entered LOGICALLY ASSIGNED.....	1	0.00
6 = Response not entered.....	153	0.28
94 = DON'T KNOW.....	5	0.01
97 = REFUSED	64	0.12
98 = BLANK (NO ANSWER).....	69	0.12
99 = LEGITIMATE SKIP	54939	99.40

YURSBKRU¹ Len : 2 STAYED IN RESID CTR BEC BRKING RULES/ACT OUT

	Freq	Pct
1 = Response entered	63	0.11
6 = Response not entered.....	128	0.23
94 = DON'T KNOW.....	5	0.01
97 = REFUSED	64	0.12
98 = BLANK (NO ANSWER).....	69	0.12
99 = LEGITIMATE SKIP	54939	99.40

YURSEATP¹ Len : 2 STAYED IN RESID CTR BEC YOU HAD EATING PROBS

	Freq	Pct
1 = Response entered	15	0.03
6 = Response not entered.....	176	0.32
94 = DON'T KNOW.....	5	0.01
97 = REFUSED	64	0.12
98 = BLANK (NO ANSWER).....	69	0.12
99 = LEGITIMATE SKIP	54939	99.40

What was the other emotional or behavioral problem for which you last stayed overnight in a residential treatment center?

YURSANGR¹ Len : 2 STAYED IN RESID CTR BEC HAD TRBLE CONTRLNG ANGER

	Freq	Pct
1 = Response entered	34	0.06
6 = Response not entered.....	157	0.28
94 = DON'T KNOW.....	5	0.01
97 = REFUSED	64	0.12
98 = BLANK (NO ANSWER).....	69	0.12
99 = LEGITIMATE SKIP	54939	99.40

YURSFITE¹ Len : 2 STAYED IN RESID CTR BEC HAD GOTN INTO PHYS FIGHTS

	Freq	Pct
1 = Response entered	15	0.03
6 = Response not entered.....	176	0.32
94 = DON'T KNOW.....	5	0.01
97 = REFUSED	64	0.12
98 = BLANK (NO ANSWER).....	69	0.12
99 = LEGITIMATE SKIP	54939	99.40

YURSFMLY¹ Len : 2 STAYED IN RESID CTR BEC HAD PRBLMS AT HOME/FAMILY

	Freq	Pct
1 = Response entered	31	0.06
6 = Response not entered.....	160	0.29
94 = DON'T KNOW.....	5	0.01
97 = REFUSED	64	0.12
98 = BLANK (NO ANSWER).....	69	0.12
99 = LEGITIMATE SKIP	54939	99.40

YURSFIRD¹ Len : 2 STAYED IN RESID CTR BEC HAD PRBLMS WITH FRIENDS

	Freq	Pct
1 = Response entered	12	0.02
6 = Response not entered.....	179	0.32
94 = DON'T KNOW.....	5	0.01
97 = REFUSED	64	0.12
98 = BLANK (NO ANSWER).....	69	0.12
99 = LEGITIMATE SKIP	54939	99.40

YOUTH MENTAL HEALTH TREATMENT

YURSOTPP¹ Len : 2 STAYED IN RESID CTR BEC HAD PRBLMS WITH OTHERS

	Freq	Pct
1 = Response entered	13	0.02
6 = Response not entered.....	178	0.32
94 = DON'T KNOW.....	5	0.01
97 = REFUSED	64	0.12
98 = BLANK (NO ANSWER).....	69	0.12
99 = LEGITIMATE SKIP	54939	99.40

YURSSCHL¹ Len : 2 STAYED IN RESID CTR BEC HAD PRBLMS AT SCHOOL

	Freq	Pct
1 = Response entered	26	0.05
6 = Response not entered.....	165	0.30
94 = DON'T KNOW.....	5	0.01
97 = REFUSED	64	0.12
98 = BLANK (NO ANSWER).....	69	0.12
99 = LEGITIMATE SKIP	54939	99.40

YURSSOR¹ Len : 2 STAYED IN RESID CTR FOR SOME OTHER REASON

	Freq	Pct
1 = Response entered	40	0.07
6 = Response not entered.....	151	0.27
94 = DON'T KNOW.....	5	0.01
97 = REFUSED	64	0.12
98 = BLANK (NO ANSWER).....	69	0.12
99 = LEGITIMATE SKIP	54939	99.40

During the past 12 months, did you stay overnight or longer in foster care or in a therapeutic foster care home because you had emotional or behavioral problems that were not caused by alcohol or drugs?

YUFCARYR¹ Len : 2 SPENT TIME IN FOST CARE FOR EMOT PROB PST 12 MOS

	Freq	Pct
1 = Yes	79	0.14
2 = No.....	17203	31.13
85 = BAD DATA Logically assigned.....	5	0.01
89 = LEGITIMATE SKIP Logically assigned.....	1	0.00
94 = DON'T KNOW.....	52	0.09
97 = REFUSED	60	0.11
99 = LEGITIMATE SKIP	37868	68.52

During the past 12 months, how many nights altogether did you stay in foster care or in a therapeutic foster care home because you had emotional or behavioral problems that were not caused by alcohol or drugs?

YUFCARN2¹ Len : 3 # NIGHTS IN FOST CARE FOR EMOT PROB PST 12 MOS

	Freq	Pct
RANGE = 1 - 30.....	59	0.11
31 = 31 or more	12	0.02
985 = BAD DATA Logically assigned.....	5	0.01
994 = DON'T KNOW.....	6	0.01
997 = REFUSED	62	0.11
998 = BLANK (NO ANSWER).....	52	0.09
999 = LEGITIMATE SKIP	55072	99.65

Think about the last time you stayed overnight or longer in foster care or in a therapeutic foster care home because you had emotional or behavioral problems that were not caused by alcohol or drugs. What was the reason you were placed there?

YUFCSUIC¹ Len : 2 STAYED IN FOST CARE BEC THOT/TRIED TO KILL SELF

	Freq	Pct
1 = Response entered	26	0.05
6 = Response not entered.....	48	0.09
85 = BAD DATA Logically assigned.....	5	0.01
94 = DON'T KNOW.....	4	0.01
97 = REFUSED	61	0.11
98 = BLANK (NO ANSWER).....	52	0.09
99 = LEGITIMATE SKIP	55072	99.65

YOUTH MENTAL HEALTH TREATMENT

YUFCDEPR¹	Len : 2 STAYED IN FOST CARE BEC YOU FELT DEPRESSED		
		Freq	Pct
	1 = Response entered	23	0.04
	6 = Response not entered.....	51	0.09
	94 = DON'T KNOW.....	4	0.01
	97 = REFUSED	61	0.11
	98 = BLANK (NO ANSWER).....	57	0.10
	99 = LEGITIMATE SKIP	55072	99.65

YUFCFEAR¹	Len : 2 STAYED IN FOST CARE BEC YOU FELT AFRAID/TENSE		
		Freq	Pct
	1 = Response entered	7	0.01
	6 = Response not entered.....	67	0.12
	94 = DON'T KNOW.....	4	0.01
	97 = REFUSED	61	0.11
	98 = BLANK (NO ANSWER).....	57	0.10
	99 = LEGITIMATE SKIP	55072	99.65

YUFCBKRU¹	Len : 2 STAYED IN FOST CARE BEC BRKING RULES/ACT OUT		
		Freq	Pct
	1 = Response entered	23	0.04
	6 = Response not entered.....	51	0.09
	94 = DON'T KNOW.....	4	0.01
	97 = REFUSED	61	0.11
	98 = BLANK (NO ANSWER).....	57	0.10
	99 = LEGITIMATE SKIP	55072	99.65

YUFCATP¹	Len : 2 STAYED IN FOST CARE BEC YOU HAD EATING PROBS		
		Freq	Pct
	1 = Response entered	7	0.01
	6 = Response not entered.....	67	0.12
	94 = DON'T KNOW.....	4	0.01
	97 = REFUSED	61	0.11
	98 = BLANK (NO ANSWER).....	57	0.10
	99 = LEGITIMATE SKIP	55072	99.65

What was the other emotional or behavioral problem for which you last stayed overnight or longer in foster care or a therapeutic foster care home?

YUFCANGR¹	Len : 2 STAYED IN FOST CARE BEC HAD TRBLE CONTRLNG ANGER		
		Freq	Pct
	1 = Response entered	6	0.01
	6 = Response not entered.....	68	0.12
	94 = DON'T KNOW.....	4	0.01
	97 = REFUSED	61	0.11
	98 = BLANK (NO ANSWER).....	57	0.10
	99 = LEGITIMATE SKIP	55072	99.65

YUFCFITE¹	Len : 2 STAYED IN FOST CARE BEC HAD GOTN INTO PHYS FIGHTS		
		Freq	Pct
	1 = Response entered	2	0.00
	6 = Response not entered.....	72	0.13
	94 = DON'T KNOW.....	4	0.01
	97 = REFUSED	61	0.11
	98 = BLANK (NO ANSWER).....	57	0.10
	99 = LEGITIMATE SKIP	55072	99.65

YUFCFMLY¹	Len : 2 STAYED IN FOST CARE BEC HAD PRBLMS AT HOME/FAMILY		
		Freq	Pct
	1 = Response entered	12	0.02
	6 = Response not entered.....	62	0.11
	94 = DON'T KNOW.....	4	0.01
	97 = REFUSED	61	0.11
	98 = BLANK (NO ANSWER).....	57	0.10
	99 = LEGITIMATE SKIP	55072	99.65

YOUTH MENTAL HEALTH TREATMENT

YUFCFRND¹	Len : 2 STAYED IN FOST CARE BEC HAD PRBLMS WITH FRIENDS		
		Freq	Pct
	6 = Response not entered.....	74	0.13
	94 = DON'T KNOW.....	4	0.01
	97 = REFUSED.....	61	0.11
	98 = BLANK (NO ANSWER).....	57	0.10
	99 = LEGITIMATE SKIP.....	55072	99.65

YUFCOTPP¹	Len : 2 STAYED IN FOST CARE BEC HAD PRBLMS WITH OTHERS		
		Freq	Pct
	1 = Response entered.....	4	0.01
	6 = Response not entered.....	70	0.13
	94 = DON'T KNOW.....	4	0.01
	97 = REFUSED.....	61	0.11
	98 = BLANK (NO ANSWER).....	57	0.10
	99 = LEGITIMATE SKIP.....	55072	99.65

YUFCSCHL¹	Len : 2 STAYED IN FOST CARE BEC HAD PRBLMS AT SCHOOL		
		Freq	Pct
	1 = Response entered.....	5	0.01
	6 = Response not entered.....	69	0.12
	94 = DON'T KNOW.....	4	0.01
	97 = REFUSED.....	61	0.11
	98 = BLANK (NO ANSWER).....	57	0.10
	99 = LEGITIMATE SKIP.....	55072	99.65

YUFCSOR¹	Len : 2 STAYED IN FOST CARE FOR SOME OTHER REASON		
		Freq	Pct
	1 = Response entered.....	8	0.01
	6 = Response not entered.....	66	0.12
	94 = DON'T KNOW.....	4	0.01
	97 = REFUSED.....	61	0.11
	98 = BLANK (NO ANSWER).....	57	0.10
	99 = LEGITIMATE SKIP.....	55072	99.65

During the past 12 months, did you receive treatment or counseling at a partial day hospital or day treatment program because you had problems with your behavior or emotions that were not caused by alcohol or drugs?

YUDYTXR¹	Len : 2 SPENT TIME IN DAY TRMT PROG PAST 12 MOS		
		Freq	Pct
	1 = Yes.....	352	0.64
	2 = No.....	16927	30.63
	85 = BAD DATA Logically assigned.....	5	0.01
	89 = LEGITIMATE SKIP Logically assigned.....	1	0.00
	94 = DON'T KNOW.....	56	0.10
	97 = REFUSED.....	59	0.11
	99 = LEGITIMATE SKIP.....	37868	68.52

During the past 12 months, how many times did you visit a partial day hospital or day treatment program because you had emotional or behavioral problems that were not caused by alcohol or drugs?

YUDYTXN2¹	Len : 3 # TIMES VISITED DAY TRMT PROG PAST 12 MOS		
		Freq	Pct
	RANGE = 1 - 30.....	307	0.56
	31 = 31 or more.....	13	0.02
	985 = BAD DATA Logically assigned.....	5	0.01
	994 = DON'T KNOW.....	26	0.05
	997 = REFUSED.....	65	0.12
	998 = BLANK (NO ANSWER).....	56	0.10
	999 = LEGITIMATE SKIP.....	54796	99.15

YOUTH MENTAL HEALTH TREATMENT

Think about the last time you visited a partial day hospital or day treatment program because you had emotional or behavioral problems that were not caused by alcohol or drugs. What was the reason for your visit?

YUDYSUIC¹ Len : 2 VISITED DAY TRMT BEC THOT/TRIED TO KILL SELF

	Freq	Pct
1 = Response entered	120	0.22
6 = Response not entered.....	222	0.40
85 = BAD DATA Logically assigned.....	5	0.01
94 = DON'T KNOW.....	6	0.01
97 = REFUSED	63	0.11
98 = BLANK (NO ANSWER).....	56	0.10
99 = LEGITIMATE SKIP	54796	99.15

YUDYDEPR¹ Len : 2 VISITED DAY TRMT BEC YOU FELT DEPRESSED

	Freq	Pct
1 = Response entered	188	0.34
6 = Response not entered.....	154	0.28
94 = DON'T KNOW.....	6	0.01
97 = REFUSED	63	0.11
98 = BLANK (NO ANSWER).....	61	0.11
99 = LEGITIMATE SKIP	54796	99.15

YUDYFEAR¹ Len : 2 VISITED DAY TRMT BEC YOU FELT AFRAID/TENSE

	Freq	Pct
1 = Response entered	70	0.13
3 = Response entered LOGICALLY ASSIGNED.....	5	0.01
6 = Response not entered.....	267	0.48
94 = DON'T KNOW.....	6	0.01
97 = REFUSED	63	0.11
98 = BLANK (NO ANSWER).....	61	0.11
99 = LEGITIMATE SKIP	54796	99.15

YUDYBKRU¹ Len : 2 VISITED DAY TRMT BEC BRKING RULES/ACT OUT

	Freq	Pct
1 = Response entered	77	0.14
6 = Response not entered.....	265	0.48
94 = DON'T KNOW.....	6	0.01
97 = REFUSED	63	0.11
98 = BLANK (NO ANSWER).....	61	0.11
99 = LEGITIMATE SKIP	54796	99.15

YUDYEATP¹ Len : 2 VISITED DAY TRMT BEC YOU HAD EATING PROBS

	Freq	Pct
1 = Response entered	41	0.07
6 = Response not entered.....	301	0.54
94 = DON'T KNOW.....	6	0.01
97 = REFUSED	63	0.11
98 = BLANK (NO ANSWER).....	61	0.11
99 = LEGITIMATE SKIP	54796	99.15

What was the other emotional or behavioral problem for which you last visited a partial day hospital or day treatment program?

YUDYANGR¹ Len : 2 VISITED DAY TRMT BEC HAD TRBLE CONTRLNG ANGER

	Freq	Pct
1 = Response entered	44	0.08
6 = Response not entered.....	296	0.54
94 = DON'T KNOW.....	7	0.01
97 = REFUSED	64	0.12
98 = BLANK (NO ANSWER).....	61	0.11
99 = LEGITIMATE SKIP	54796	99.15

YOUTH MENTAL HEALTH TREATMENT

YUDYFITE¹	Len : 2 VISITED DAY TRMT BEC HAD GOTTN INTO PHYS FIGHTS		
		Freq	Pct
	1 = Response entered	9	0.02
	6 = Response not entered.....	331	0.60
	94 = DON'T KNOW.....	7	0.01
	97 = REFUSED	64	0.12
	98 = BLANK (NO ANSWER).....	61	0.11
	99 = LEGITIMATE SKIP	54796	99.15

YUDYFMLY¹	Len : 2 VISITED DAY TRMT BEC HAD PRBLMS AT HOME/FAMILY		
		Freq	Pct
	1 = Response entered	66	0.12
	3 = Response entered LOGICALLY ASSIGNED.....	3	0.01
	6 = Response not entered.....	271	0.49
	94 = DON'T KNOW.....	7	0.01
	97 = REFUSED	64	0.12
	98 = BLANK (NO ANSWER).....	61	0.11
	99 = LEGITIMATE SKIP	54796	99.15

YUDYFRND¹	Len : 2 VISITED DAY TRMT BEC HAD PRBLMS WITH FRIENDS		
		Freq	Pct
	1 = Response entered	22	0.04
	6 = Response not entered.....	318	0.58
	94 = DON'T KNOW.....	7	0.01
	97 = REFUSED	64	0.12
	98 = BLANK (NO ANSWER).....	61	0.11
	99 = LEGITIMATE SKIP	54796	99.15

YUDYOTPP¹	Len : 2 VISITED DAY TRMT BEC HAD PRBLMS WITH OTHERS		
		Freq	Pct
	1 = Response entered	16	0.03
	6 = Response not entered.....	324	0.59
	94 = DON'T KNOW.....	7	0.01
	97 = REFUSED	64	0.12
	98 = BLANK (NO ANSWER).....	61	0.11
	99 = LEGITIMATE SKIP	54796	99.15

YUDYSCHL¹	Len : 2 VISITED DAY TRMT BEC HAD PRBLMS AT SCHOOL		
		Freq	Pct
	1 = Response entered	40	0.07
	6 = Response not entered.....	300	0.54
	94 = DON'T KNOW.....	7	0.01
	97 = REFUSED	64	0.12
	98 = BLANK (NO ANSWER).....	61	0.11
	99 = LEGITIMATE SKIP	54796	99.15

YUDYSOR¹	Len : 2 VISITED DAY TRMT FOR SOME OTHER REASON		
		Freq	Pct
	1 = Response entered	69	0.12
	6 = Response not entered.....	273	0.49
	94 = DON'T KNOW.....	6	0.01
	97 = REFUSED	63	0.11
	98 = BLANK (NO ANSWER).....	61	0.11
	99 = LEGITIMATE SKIP	54796	99.15

During the past 12 months, did you receive treatment or counseling at a mental health clinic or center because you had problems with your behavior or emotions that were not caused by alcohol or drugs?

YUMHCRYR¹	Len : 2 RCVD EMOT TRMT IN MENT HLTH CLNC PST 12 MOS		
		Freq	Pct
	1 = Yes.....	486	0.88
	2 = No.....	16791	30.38
	85 = BAD DATA Logically assigned.....	5	0.01
	89 = LEGITIMATE SKIP Logically assigned.....	1	0.00
	94 = DON'T KNOW.....	59	0.11
	97 = REFUSED	58	0.10
	99 = LEGITIMATE SKIP	37868	68.52

YOUTH MENTAL HEALTH TREATMENT

During the past 12 months, how many times did you visit a mental health clinic or center to receive treatment or counseling because you had emotional or behavioral problems that were not caused by alcohol or drugs?

YUMHCRN2¹	Len : 3 # TIMES VISITED MENT HLTH CLNC PST 12 MOS		
	RANGE = 1 - 30.....	Freq	Pct
	31 = 31 or more	423	0.77
	985 = BAD DATA Logically assigned.....	26	0.05
	994 = DON'T KNOW.....	5	0.01
	997 = REFUSED	32	0.06
	998 = BLANK (NO ANSWER).....	63	0.11
	999 = LEGITIMATE SKIP	59	0.11
		54660	98.90

Think about the last time you visited a mental health clinic or center to receive treatment or counseling for emotional or behavioral problems that were not caused by alcohol or drugs. What was the reason for your visit?

YUMHSUIC¹	Len : 2 VISITED MH CLNC BEC THOUGHT/TRIED TO KILL SELF		
	1 = Response entered	Freq	Pct
	6 = Response not entered.....	170	0.31
	85 = BAD DATA Logically assigned.....	298	0.54
	94 = DON'T KNOW.....	5	0.01
	97 = REFUSED	10	0.02
	98 = BLANK (NO ANSWER).....	66	0.12
	99 = LEGITIMATE SKIP	59	0.11
		54660	98.90

YUMHDEPR¹	Len : 2 VISITED MH CLNC BEC YOU FELT DEPRESSED		
	1 = Response entered	Freq	Pct
	6 = Response not entered.....	266	0.48
	94 = DON'T KNOW.....	202	0.37
	97 = REFUSED	10	0.02
	98 = BLANK (NO ANSWER).....	66	0.12
	99 = LEGITIMATE SKIP	64	0.12
		54660	98.90

YUMHFEAR¹	Len : 2 VISITED MH CLNC BEC YOU FELT AFRAID/TENSE		
	1 = Response entered	Freq	Pct
	3 = Response entered LOGICALLY ASSIGNED.....	115	0.21
	6 = Response not entered.....	4	0.01
	94 = DON'T KNOW.....	349	0.63
	97 = REFUSED	10	0.02
	98 = BLANK (NO ANSWER).....	66	0.12
	99 = LEGITIMATE SKIP	64	0.12
		54660	98.90

YUMHBKRU¹	Len : 2 VISITED MH CLNC BEC BREAKING RULES/ACTING OUT		
	1 = Response entered	Freq	Pct
	3 = Response entered LOGICALLY ASSIGNED.....	108	0.20
	6 = Response not entered.....	1	0.00
	94 = DON'T KNOW.....	359	0.65
	97 = REFUSED	10	0.02
	98 = BLANK (NO ANSWER).....	66	0.12
	99 = LEGITIMATE SKIP	64	0.12
		54660	98.90

YUMHEATP¹	Len : 2 VISITED MH CLNC BEC YOU HAD EATING PROBS		
	1 = Response entered	Freq	Pct
	6 = Response not entered.....	50	0.09
	94 = DON'T KNOW.....	418	0.76
	97 = REFUSED	10	0.02
	98 = BLANK (NO ANSWER).....	66	0.12
	99 = LEGITIMATE SKIP	64	0.12
		54660	98.90

YOUTH MENTAL HEALTH TREATMENT

What was the other emotional or behavioral problem for which you last visited a mental health clinic or center?

YUMHANGR¹	Len : 2 VISITED MH CLNC BEC HAD TRBLE CONTRLNG ANGER		
		Freq	Pct
	1 = Response entered	84	0.15
	6 = Response not entered.....	383	0.69
	94 = DON'T KNOW.....	10	0.02
	97 = REFUSED	67	0.12
	98 = BLANK (NO ANSWER).....	64	0.12
	99 = LEGITIMATE SKIP	54660	98.90

YUMHFITE¹	Len : 2 VISITE MH CLNC BEC HAD GOTTEN INTO PHYS FIGHTS		
		Freq	Pct
	1 = Response entered	19	0.03
	3 = Response entered LOGICALLY ASSIGNED.....	1	0.00
	6 = Response not entered.....	447	0.81
	94 = DON'T KNOW.....	10	0.02
	97 = REFUSED	67	0.12
	98 = BLANK (NO ANSWER).....	64	0.12
	99 = LEGITIMATE SKIP	54660	98.90

YUMHFMLY¹	Len : 2 VISITED MH CLNC BEC HAD PRBLMS AT HOME/FAMILY		
		Freq	Pct
	1 = Response entered	90	0.16
	6 = Response not entered.....	377	0.68
	94 = DON'T KNOW.....	10	0.02
	97 = REFUSED	67	0.12
	98 = BLANK (NO ANSWER).....	64	0.12
	99 = LEGITIMATE SKIP	54660	98.90

YUMHFRND¹	Len : 2 VISITED MH CLNC BEC HAD PRBLMS WITH FRIENDS		
		Freq	Pct
	1 = Response entered	48	0.09
	6 = Response not entered.....	419	0.76
	94 = DON'T KNOW.....	10	0.02
	97 = REFUSED	67	0.12
	98 = BLANK (NO ANSWER).....	64	0.12
	99 = LEGITIMATE SKIP	54660	98.90

YUMHOTPP¹	Len : 2 VISITED MH CLNC BEC HAD PRBLMS WITH OTHERS		
		Freq	Pct
	1 = Response entered	37	0.07
	6 = Response not entered.....	430	0.78
	94 = DON'T KNOW.....	10	0.02
	97 = REFUSED	67	0.12
	98 = BLANK (NO ANSWER).....	64	0.12
	99 = LEGITIMATE SKIP	54660	98.90

YUMHSCHL¹	Len : 2 VISITED MH CLNC BEC HAD PRBLMS AT SCHOOL		
		Freq	Pct
	1 = Response entered	65	0.12
	3 = Response entered LOGICALLY ASSIGNED.....	1	0.00
	6 = Response not entered.....	401	0.73
	94 = DON'T KNOW.....	10	0.02
	97 = REFUSED	67	0.12
	98 = BLANK (NO ANSWER).....	64	0.12
	99 = LEGITIMATE SKIP	54660	98.90

YUMHSOR¹	Len : 2 VISITED MH CLNC FOR SOME OTHER REASON		
		Freq	Pct
	1 = Response entered	109	0.20
	6 = Response not entered.....	359	0.65
	94 = DON'T KNOW.....	10	0.02
	97 = REFUSED	66	0.12
	98 = BLANK (NO ANSWER).....	64	0.12
	99 = LEGITIMATE SKIP	54660	98.90

YOUTH MENTAL HEALTH TREATMENT

During the past 12 months, did you receive treatment or counseling from a private therapist, psychologist, psychiatrist, social worker, or counselor for emotional or behavioral problems that were not caused by alcohol or drugs?

YUTPSTYR¹ Len : 2 RCVD EMOT TRMT FROM THERAPIST PST 12 MOS

	Freq	Pct
1 = Yes	1866	3.38
2 = No.....	15390	27.85
85 = BAD DATA Logically assigned	5	0.01
89 = LEGITIMATE SKIP Logically assigned.....	1	0.00
94 = DON'T KNOW.....	74	0.13
97 = REFUSED	64	0.12
99 = LEGITIMATE SKIP	37868	68.52

During the past 12 months, how many times did you receive treatment or counseling from a private therapist, psychologist, psychiatrist, social worker, or counselor for emotional or behavioral problems that were not caused by alcohol or drugs?

YUTPSTN2¹ Len : 3 # TIMES VISITED THERAPIST PAST 12 MONTHS

	Freq	Pct
RANGE = 1 - 30.....	1594	2.88
31 = 31 or more	128	0.23
985 = BAD DATA Logically assigned	5	0.01
989 = LEGITIMATE SKIP Logically assigned.....	1	0.00
994 = DON'T KNOW.....	131	0.24
997 = REFUSED	77	0.14
998 = BLANK (NO ANSWER).....	74	0.13
999 = LEGITIMATE SKIP	53258	96.36

Think about the last time you visited a private therapist, psychologist, psychiatrist, social worker, or counselor to receive treatment or counseling for emotional or behavioral problems that were not caused by alcohol or drugs. What was the reason for your visit?

YUTPSUIC¹ Len : 2 VISITED THERAPIST BEC THOT/TRIED TO KILL SELF

	Freq	Pct
1 = Response entered	342	0.62
3 = Response entered LOGICALLY ASSIGNED.....	1	0.00
6 = Response not entered.....	1476	2.67
85 = BAD DATA Logically assigned	5	0.01
94 = DON'T KNOW.....	20	0.04
97 = REFUSED	91	0.16
98 = BLANK (NO ANSWER).....	74	0.13
99 = LEGITIMATE SKIP	53259	96.36

YUTPDEPR¹ Len : 2 VISITED THERAPIST BEC YOU FELT DEPRESSED

	Freq	Pct
1 = Response entered	864	1.56
3 = Response entered LOGICALLY ASSIGNED.....	2	0.00
6 = Response not entered.....	953	1.72
94 = DON'T KNOW.....	20	0.04
97 = REFUSED	91	0.16
98 = BLANK (NO ANSWER).....	79	0.14
99 = LEGITIMATE SKIP	53259	96.36

YUTPFEAR¹ Len : 2 VISITED THERAPIST BEC YOU FELT AFRAID/TENSE

	Freq	Pct
1 = Response entered	346	0.63
3 = Response entered LOGICALLY ASSIGNED.....	24	0.04
6 = Response not entered.....	1449	2.62
94 = DON'T KNOW.....	20	0.04
97 = REFUSED	91	0.16
98 = BLANK (NO ANSWER).....	79	0.14
99 = LEGITIMATE SKIP	53259	96.36

YOUTH MENTAL HEALTH TREATMENT

YUTPBKRU¹	Len : 2 VISITED THERAPIST BEC BRKING RULES/ACT OUT		
		Freq	Pct
	1 = Response entered	398	0.72
	3 = Response entered LOGICALLY ASSIGNED.....	7	0.01
	6 = Response not entered.....	1414	2.56
	94 = DON'T KNOW.....	20	0.04
	97 = REFUSED	91	0.16
	98 = BLANK (NO ANSWER).....	79	0.14
	99 = LEGITIMATE SKIP	53259	96.36

YUTPEATP¹	Len : 2 VISITED THERAPIST BEC YOU HAD EATING PROBS		
		Freq	Pct
	1 = Response entered	147	0.27
	6 = Response not entered.....	1672	3.03
	94 = DON'T KNOW.....	20	0.04
	97 = REFUSED	91	0.16
	98 = BLANK (NO ANSWER).....	79	0.14
	99 = LEGITIMATE SKIP	53259	96.36

What was the other emotional or behavioral problem for which you last visited a private therapist, psychologist, psychiatrist, social worker or counselor?

YUTPANGR¹	Len : 2 VISITED THERAPIST BEC HAD TRBLE CONTRLNG ANGER		
		Freq	Pct
	1 = Response entered	286	0.52
	3 = Response entered LOGICALLY ASSIGNED.....	1	0.00
	6 = Response not entered.....	1522	2.75
	94 = DON'T KNOW.....	24	0.04
	97 = REFUSED	97	0.18
	98 = BLANK (NO ANSWER).....	79	0.14
	99 = LEGITIMATE SKIP	53259	96.36

YUTPFITE¹	Len : 2 VISITED THERAPIST BEC HAD GOTN INTO PHYS FIGHTS		
		Freq	Pct
	1 = Response entered	69	0.12
	3 = Response entered LOGICALLY ASSIGNED.....	1	0.00
	6 = Response not entered.....	1739	3.15
	94 = DON'T KNOW.....	24	0.04
	97 = REFUSED	97	0.18
	98 = BLANK (NO ANSWER).....	79	0.14
	99 = LEGITIMATE SKIP	53259	96.36

YUTPFMLY¹	Len : 2 VISITED THERAPIST BEC HAD PRBLMS AT HOME/FAMILY		
		Freq	Pct
	1 = Response entered	492	0.89
	3 = Response entered LOGICALLY ASSIGNED.....	20	0.04
	6 = Response not entered.....	1297	2.35
	94 = DON'T KNOW.....	24	0.04
	97 = REFUSED	97	0.18
	98 = BLANK (NO ANSWER).....	79	0.14
	99 = LEGITIMATE SKIP	53259	96.36

YUTPFRND¹	Len : 2 VISITED THERAPIST BEC HAD PRBLMS WITH FRIENDS		
		Freq	Pct
	1 = Response entered	205	0.37
	3 = Response entered LOGICALLY ASSIGNED.....	1	0.00
	6 = Response not entered.....	1603	2.90
	94 = DON'T KNOW.....	24	0.04
	97 = REFUSED	97	0.18
	98 = BLANK (NO ANSWER).....	79	0.14
	99 = LEGITIMATE SKIP	53259	96.36

YOUTH MENTAL HEALTH TREATMENT

YUTPOTPP¹ Len : 2 VISITED THERAPIST BEC HAD PRBLMS WITH OTHERS

	Freq	Pct
1 = Response entered	153	0.28
6 = Response not entered.....	1656	3.00
94 = DON'T KNOW	24	0.04
97 = REFUSED	97	0.18
98 = BLANK (NO ANSWER).....	79	0.14
99 = LEGITIMATE SKIP	53259	96.36

YUTPSCHL¹ Len : 2 VISITED THERAPIST BEC HAD PRBLMS AT SCHOOL

	Freq	Pct
1 = Response entered	271	0.49
3 = Response entered LOGICALLY ASSIGNED.....	4	0.01
6 = Response not entered.....	1534	2.78
94 = DON'T KNOW	24	0.04
97 = REFUSED	97	0.18
98 = BLANK (NO ANSWER).....	79	0.14
99 = LEGITIMATE SKIP	53259	96.36

YUTPSOR¹ Len : 2 VISITED THERAPIST FOR SOME OTHER REASON

	Freq	Pct
1 = Response entered	408	0.74
6 = Response not entered.....	1411	2.55
89 = LEGITIMATE SKIP Logically assigned.....	1	0.00
94 = DON'T KNOW	20	0.04
97 = REFUSED	91	0.16
98 = BLANK (NO ANSWER).....	79	0.14
99 = LEGITIMATE SKIP	53258	96.36

During the past 12 months, did you receive treatment or counseling from an in-home therapist, counselor, or family preservation worker for emotional or behavioral problems that were not caused by alcohol or drugs?

YUIHTPYR¹ Len : 2 RCVD EMOT TRMT FROM IN HOME COUNS PST 12 MOS

	Freq	Pct
1 = Yes	606	1.10
2 = No.....	16654	30.13
85 = BAD DATA Logically assigned.....	5	0.01
89 = LEGITIMATE SKIP Logically assigned.....	1	0.00
94 = DON'T KNOW	70	0.13
97 = REFUSED	64	0.12
99 = LEGITIMATE SKIP	37868	68.52

During the past 12 months, how many times did you receive treatment or counseling from an in-home therapist, counselor, or family preservation worker for emotional or behavioral problems that were not caused by alcohol or drugs?

YUIHTPN2¹ Len : 2 # TIMES RCVD TRMT FR IN HOME COUNS PST 12 MOS

	Freq	Pct
RANGE = 1 - 30.....	523	0.95
31 = 31 or more	32	0.06
985 = BAD DATA Logically assigned.....	5	0.01
994 = DON'T KNOW.....	43	0.08
997 = REFUSED	72	0.13
998 = BLANK (NO ANSWER).....	70	0.13
999 = LEGITIMATE SKIP	54523	98.65

Think about the last time you saw an in-home therapist, counselor, or family preservation worker to receive treatment or counseling for emotional or behavioral problems that were not caused by alcohol or drugs. What was the reason for this visit?

YUIHSUIC¹ Len : 2 SAW IN HOME COUNS BEC THOT/TRIED TO KILL SELF

	Freq	Pct
1 = Response entered	108	0.20
6 = Response not entered.....	482	0.87
85 = BAD DATA Logically assigned.....	5	0.01
94 = DON'T KNOW.....	10	0.02
97 = REFUSED	70	0.13
98 = BLANK (NO ANSWER).....	70	0.13
99 = LEGITIMATE SKIP	54523	98.65

YOUTH MENTAL HEALTH TREATMENT

YUIHDEPR¹	Len : 2 SAW IN HOME COUNS BEC YOU FELT DEPRESSED		
		Freq	Pct
	1 = Response entered	283	0.51
	3 = Response entered LOGICALLY ASSIGNED.....	1	0.00
	6 = Response not entered.....	306	0.55
	94 = DON'T KNOW.....	10	0.02
	97 = REFUSED	70	0.13
	98 = BLANK (NO ANSWER).....	75	0.14
	99 = LEGITIMATE SKIP	54523	98.65

YUIHFEAR¹	Len : 2 SAW IN HOME COUNS BEC YOU FELT AFRAID/TENSE		
		Freq	Pct
	1 = Response entered	111	0.20
	3 = Response entered LOGICALLY ASSIGNED.....	4	0.01
	6 = Response not entered.....	475	0.86
	94 = DON'T KNOW.....	10	0.02
	97 = REFUSED	70	0.13
	98 = BLANK (NO ANSWER).....	75	0.14
	99 = LEGITIMATE SKIP	54523	98.65

YUIHBKRU¹	Len : 2 SAW IN HOME COUNS BEC BRKING RULES/ACT OUT		
		Freq	Pct
	1 = Response entered	145	0.26
	3 = Response entered LOGICALLY ASSIGNED.....	2	0.00
	6 = Response not entered.....	443	0.80
	94 = DON'T KNOW.....	10	0.02
	97 = REFUSED	70	0.13
	98 = BLANK (NO ANSWER).....	75	0.14
	99 = LEGITIMATE SKIP	54523	98.65

YUIHEATP¹	Len : 2 SAW IN HOME COUNS BEC YOU HAD EATING PROBS		
		Freq	Pct
	1 = Response entered	42	0.08
	6 = Response not entered.....	548	0.99
	94 = DON'T KNOW.....	10	0.02
	97 = REFUSED	70	0.13
	98 = BLANK (NO ANSWER).....	75	0.14
	99 = LEGITIMATE SKIP	54523	98.65

What was the other emotional or behavioral problem for which you last saw an in-home therapist, counselor, or family preservation worker?

YUIHANGR¹	Len : 2 SAW IN HOME COUNS BEC HAD TRBLE CONTRLNG ANGER		
		Freq	Pct
	1 = Response entered	82	0.15
	3 = Response entered LOGICALLY ASSIGNED.....	1	0.00
	6 = Response not entered.....	506	0.92
	94 = DON'T KNOW.....	11	0.02
	97 = REFUSED	70	0.13
	98 = BLANK (NO ANSWER).....	75	0.14
	99 = LEGITIMATE SKIP	54523	98.65

YUIHFITE¹	Len : 2 SAW IN HOME COUNS BEC HAD GOTTEN INTO PHYS FIGHTS		
		Freq	Pct
	1 = Response entered	29	0.05
	6 = Response not entered.....	560	1.01
	94 = DON'T KNOW.....	11	0.02
	97 = REFUSED	70	0.13
	98 = BLANK (NO ANSWER).....	75	0.14
	99 = LEGITIMATE SKIP	54523	98.65

YOUTH MENTAL HEALTH TREATMENT

YUIHFMLY¹	Len : 2 SAW IN HOME COUNS BEC HAD PRBLMS AT HOME/FAMILY		
		Freq	Pct
	1 = Response entered	137	0.25
	3 = Response entered LOGICALLY ASSIGNED.....	10	0.02
	6 = Response not entered.....	442	0.80
	94 = DON'T KNOW.....	11	0.02
	97 = REFUSED	70	0.13
	98 = BLANK (NO ANSWER).....	75	0.14
	99 = LEGITIMATE SKIP	54523	98.65

YUIHFRND¹	Len : 2 SAW IN HOME COUNS BEC HAD PRBLMS WITH FRIENDS		
		Freq	Pct
	1 = Response entered	58	0.10
	6 = Response not entered.....	531	0.96
	94 = DON'T KNOW.....	11	0.02
	97 = REFUSED	70	0.13
	98 = BLANK (NO ANSWER).....	75	0.14
	99 = LEGITIMATE SKIP	54523	98.65

YUIHOTPP¹	Len : 2 SAW IN HOME COUNS BEC HAD PRBLMS WITH OTHERS		
		Freq	Pct
	1 = Response entered	41	0.07
	3 = Response entered LOGICALLY ASSIGNED.....	1	0.00
	6 = Response not entered.....	547	0.99
	94 = DON'T KNOW.....	11	0.02
	97 = REFUSED	70	0.13
	98 = BLANK (NO ANSWER).....	75	0.14
	99 = LEGITIMATE SKIP	54523	98.65

YUIHSCHL¹	Len : 2 SAW IN HOME COUNS BEC HAD PRBLMS AT SCHOOL		
		Freq	Pct
	1 = Response entered	83	0.15
	3 = Response entered LOGICALLY ASSIGNED.....	4	0.01
	6 = Response not entered.....	502	0.91
	94 = DON'T KNOW.....	11	0.02
	97 = REFUSED	70	0.13
	98 = BLANK (NO ANSWER).....	75	0.14
	99 = LEGITIMATE SKIP	54523	98.65

YUIHSOR¹	Len : 2 SAW IN HOME COUNS FOR SOME OTHER REASON		
		Freq	Pct
	1 = Response entered	93	0.17
	6 = Response not entered.....	497	0.90
	94 = DON'T KNOW.....	10	0.02
	97 = REFUSED	70	0.13
	98 = BLANK (NO ANSWER).....	75	0.14
	99 = LEGITIMATE SKIP	54523	98.65

During the past 12 months, did you receive treatment or counseling from a pediatrician or other family doctor for emotional or behavioral problems that were not caused by alcohol or drugs?

YUFDOCYR¹	Len : 2 RCVD EMOT TRMT FROM FAMLY DOC PST 12 MOS		
		Freq	Pct
	1 = Yes.....	518	0.94
	2 = No.....	16734	30.28
	85 = BAD DATA Logically assigned.....	5	0.01
	89 = LEGITIMATE SKIP Logically assigned.....	1	0.00
	94 = DON'T KNOW.....	82	0.15
	97 = REFUSED	60	0.11
	99 = LEGITIMATE SKIP	37868	68.52

YOUTH MENTAL HEALTH TREATMENT

During the past 12 months, how many times did you receive treatment or counseling from a pediatrician or other family doctor for emotional or behavioral problems that were not caused by alcohol or drugs?

YUFDOCN2¹	Len : 3 # TIMES RCVD TRMT FROM FAMLY DOC PST 12 MOS		
	RANGE = 1 - 25.....	Freq	Pct
	31 = 31 or more.....	472	0.85
	985 = BAD DATA Logically assigned.....	10	0.02
	994 = DON'T KNOW.....	5	0.01
	997 = REFUSED.....	30	0.05
	998 = BLANK (NO ANSWER).....	66	0.12
	999 = LEGITIMATE SKIP.....	82	0.15
		54603	98.80

Think about the last time you visited a pediatrician or other family doctor to receive treatment or counseling for emotional or behavioral problems that were not caused by alcohol or drugs. What was the reason for your visit?

YUFDSUIC¹	Len : 2 SAW FAMLY DOC BEC THOUGHT/TRIED TO KILL SELF		
	1 = Response entered.....	Freq	Pct
	6 = Response not entered.....	75	0.14
	85 = BAD DATA Logically assigned.....	405	0.73
	94 = DON'T KNOW.....	5	0.01
	97 = REFUSED.....	17	0.03
	98 = BLANK (NO ANSWER).....	81	0.15
	99 = LEGITIMATE SKIP.....	82	0.15
		54603	98.80

YUFDDEPR¹	Len : 2 SAW FAMLY DOC BEC YOU FELT DEPRESSED		
	1 = Response entered.....	Freq	Pct
	3 = Response entered LOGICALLY ASSIGNED.....	225	0.41
	6 = Response not entered.....	1	0.00
	94 = DON'T KNOW.....	254	0.46
	97 = REFUSED.....	17	0.03
	98 = BLANK (NO ANSWER).....	81	0.15
	99 = LEGITIMATE SKIP.....	87	0.16
		54603	98.80

YUFDFEAR¹	Len : 2 SAW FAMLY DOC BEC YOU FELT AFRAID/TENSE		
	1 = Response entered.....	Freq	Pct
	3 = Response entered LOGICALLY ASSIGNED.....	84	0.15
	6 = Response not entered.....	11	0.02
	94 = DON'T KNOW.....	385	0.70
	97 = REFUSED.....	17	0.03
	98 = BLANK (NO ANSWER).....	81	0.15
	99 = LEGITIMATE SKIP.....	87	0.16
		54603	98.80

YUFD BKRU¹	Len : 2 SAW FAMLY DOC BEC BREAKING RULES/ACTING OUT		
	1 = Response entered.....	Freq	Pct
	6 = Response not entered.....	58	0.10
	94 = DON'T KNOW.....	422	0.76
	97 = REFUSED.....	17	0.03
	98 = BLANK (NO ANSWER).....	81	0.15
	99 = LEGITIMATE SKIP.....	87	0.16
		54603	98.80

YUFDEATP¹	Len : 2 SAW FAMLY DOC BEC YOU HAD EATING PROBS		
	1 = Response entered.....	Freq	Pct
	3 = Response entered LOGICALLY ASSIGNED.....	73	0.13
	6 = Response not entered.....	1	0.00
	94 = DON'T KNOW.....	406	0.73
	97 = REFUSED.....	17	0.03
	98 = BLANK (NO ANSWER).....	81	0.15
	99 = LEGITIMATE SKIP.....	87	0.16
		54603	98.80

YOUTH MENTAL HEALTH TREATMENT

What was the other emotional or behavioral problem for which you last visited a pediatrician or other family doctor?

YUFDANGR¹	Len : 2 SAW FAMLY DOC BEC HAD TRBLE CONTRLNG ANGER		
		Freq	Pct
	1 = Response entered	36	0.07
	3 = Response entered LOGICALLY ASSIGNED.....	1	0.00
	6 = Response not entered.....	437	0.79
	94 = DON'T KNOW.....	22	0.04
	97 = REFUSED	82	0.15
	98 = BLANK (NO ANSWER).....	87	0.16
	99 = LEGITIMATE SKIP	54603	98.80

YUFDFITE¹	Len : 2 SAW FAMLY DOC BEC HAD GOTTEN INTO PHYS FIGHTS		
		Freq	Pct
	1 = Response entered	11	0.02
	6 = Response not entered.....	463	0.84
	94 = DON'T KNOW.....	22	0.04
	97 = REFUSED	82	0.15
	98 = BLANK (NO ANSWER).....	87	0.16
	99 = LEGITIMATE SKIP	54603	98.80

YUFDFMLY¹	Len : 2 SAW FAMLY DOC BEC HAD PRBLMS AT HOME/FAMILY		
		Freq	Pct
	1 = Response entered	39	0.07
	3 = Response entered LOGICALLY ASSIGNED.....	3	0.01
	6 = Response not entered.....	432	0.78
	94 = DON'T KNOW.....	22	0.04
	97 = REFUSED	82	0.15
	98 = BLANK (NO ANSWER).....	87	0.16
	99 = LEGITIMATE SKIP	54603	98.80

YUFDFRND¹	Len : 2 SAW FAMLY DOC BEC HAD PRBLMS WITH FRIENDS		
		Freq	Pct
	1 = Response entered	23	0.04
	6 = Response not entered.....	451	0.82
	94 = DON'T KNOW.....	22	0.04
	97 = REFUSED	82	0.15
	98 = BLANK (NO ANSWER).....	87	0.16
	99 = LEGITIMATE SKIP	54603	98.80

YUFDOTPP¹	Len : 2 SAW FAMLY DOC BEC HAD PRBLMS WITH OTHERS		
		Freq	Pct
	1 = Response entered	15	0.03
	6 = Response not entered.....	459	0.83
	94 = DON'T KNOW.....	22	0.04
	97 = REFUSED	82	0.15
	98 = BLANK (NO ANSWER).....	87	0.16
	99 = LEGITIMATE SKIP	54603	98.80

YUFDSCHL¹	Len : 2 SAW FAMLY DOC BEC HAD PRBLMS AT SCHOOL		
		Freq	Pct
	1 = Response entered	45	0.08
	6 = Response not entered.....	429	0.78
	94 = DON'T KNOW.....	22	0.04
	97 = REFUSED	82	0.15
	98 = BLANK (NO ANSWER).....	87	0.16
	99 = LEGITIMATE SKIP	54603	98.80

YUFDSOR¹	Len : 2 SAW FAMLY DOC FOR SOME OTHER REASON		
		Freq	Pct
	1 = Response entered	146	0.26
	6 = Response not entered.....	334	0.60
	94 = DON'T KNOW.....	17	0.03
	97 = REFUSED	81	0.15
	98 = BLANK (NO ANSWER).....	87	0.16
	99 = LEGITIMATE SKIP	54603	98.80

YOUTH MENTAL HEALTH TREATMENT

Sometimes students get treatment or counseling through the school system. This counseling is often provided by school social workers, school psychologists or school counselors.

During the past 12 months, that is, since [DATEFILL], did you receive any treatment or counseling from a school social worker, a school psychologist, or a school counselor for emotional or behavioral problems that were not caused by alcohol or drugs?

YUSWSCYR¹ Len : 2 RCVD EMOT TMT FROM SCH/SOC WORKER IN PST 12 MOS

	Freq	Pct
1 = Yes	1766	3.20
2 = No.....	14348	25.96
85 = BAD DATA Logically assigned.....	5	0.01
89 = LEGITIMATE SKIP Logically assigned.....	1	0.00
94 = DON'T KNOW.....	92	0.17
97 = REFUSED	92	0.17
98 = BLANK (NO ANSWER).....	97	0.18
99 = LEGITIMATE SKIP	38867	70.32

Think about the last time you talked with a school social worker, school psychologist, or school counselor about emotional or behavioral problems that were not caused by alcohol or drugs. What was the reason for your talk?

YUSWSUIC¹ Len : 2 TALKED W/SCH SOC WORK BEC THOT/TRIED TO KILL SELF

	Freq	Pct
1 = Response entered	204	0.37
3 = Response entered LOGICALLY ASSIGNED.....	2	0.00
6 = Response not entered.....	1519	2.75
85 = BAD DATA Logically assigned.....	5	0.01
94 = DON'T KNOW.....	19	0.03
97 = REFUSED	114	0.21
98 = BLANK (NO ANSWER).....	189	0.34
99 = LEGITIMATE SKIP	53216	96.29

YUSWDEPR¹ Len : 2 TALKED W/SCH SOC WORK BEC YOU FELT DEPRESSED

	Freq	Pct
1 = Response entered	693	1.25
3 = Response entered LOGICALLY ASSIGNED.....	2	0.00
6 = Response not entered.....	1030	1.86
94 = DON'T KNOW.....	19	0.03
97 = REFUSED	114	0.21
98 = BLANK (NO ANSWER).....	194	0.35
99 = LEGITIMATE SKIP	53216	96.29

YUSWFEAR¹ Len : 2 TALKED W/SCH SOC WORK BEC YOU FELT AFRAID/TENSE

	Freq	Pct
1 = Response entered	280	0.51
3 = Response entered LOGICALLY ASSIGNED.....	5	0.01
6 = Response not entered.....	1440	2.61
94 = DON'T KNOW.....	19	0.03
97 = REFUSED	114	0.21
98 = BLANK (NO ANSWER).....	194	0.35
99 = LEGITIMATE SKIP	53216	96.29

YUSWBKRU¹ Len : 2 TALKED W/SCH SOC WORK BEC BRKING RULES/ACT OUT

	Freq	Pct
1 = Response entered	344	0.62
3 = Response entered LOGICALLY ASSIGNED.....	1	0.00
6 = Response not entered.....	1380	2.50
94 = DON'T KNOW.....	19	0.03
97 = REFUSED	114	0.21
98 = BLANK (NO ANSWER).....	194	0.35
99 = LEGITIMATE SKIP	53216	96.29

YOUTH MENTAL HEALTH TREATMENT

YUSWEATP¹ Len : 2 TALKED W/SCH SOC WORK BEC YOU HAD EATING PROBS

	Freq	Pct
1 = Response entered	89	0.16
6 = Response not entered.....	1636	2.96
94 = DON'T KNOW	19	0.03
97 = REFUSED	114	0.21
98 = BLANK (NO ANSWER).....	194	0.35
99 = LEGITIMATE SKIP	53216	96.29

What was the other reason for your last talk with a school social worker, school psychologist or school counselor?

YUSWANGR¹ Len : 2 TALKED W/SCH SOC WORK BEC HAD TRBLE CONTRLNG ANGR

	Freq	Pct
1 = Response entered	184	0.33
3 = Response entered LOGICALLY ASSIGNED.....	2	0.00
6 = Response not entered.....	1533	2.77
94 = DON'T KNOW	22	0.04
97 = REFUSED	117	0.21
98 = BLANK (NO ANSWER).....	194	0.35
99 = LEGITIMATE SKIP	53216	96.29

YUSWFITE¹ Len : 2 TLKED W/SCH COUNS BEC HAD GOTTEN INTO PHYS FIGHTS

	Freq	Pct
1 = Response entered	70	0.13
3 = Response entered LOGICALLY ASSIGNED.....	2	0.00
6 = Response not entered.....	1647	2.98
94 = DON'T KNOW	22	0.04
97 = REFUSED	117	0.21
98 = BLANK (NO ANSWER).....	194	0.35
99 = LEGITIMATE SKIP	53216	96.29

YUSWFMLY¹ Len : 2 TALKED W/SCH SOC WORK BEC HAD PRBLMS AT HOME/FMLY

	Freq	Pct
1 = Response entered	300	0.54
3 = Response entered LOGICALLY ASSIGNED.....	15	0.03
6 = Response not entered.....	1404	2.54
94 = DON'T KNOW	22	0.04
97 = REFUSED	117	0.21
98 = BLANK (NO ANSWER).....	194	0.35
99 = LEGITIMATE SKIP	53216	96.29

YUSWFRND¹ Len : 2 TALKED W/SCH SOC WORK BEC HAD PRBLMS WITH FRIENDS

	Freq	Pct
1 = Response entered	327	0.59
3 = Response entered LOGICALLY ASSIGNED.....	14	0.03
6 = Response not entered.....	1378	2.49
94 = DON'T KNOW	22	0.04
97 = REFUSED	117	0.21
98 = BLANK (NO ANSWER).....	194	0.35
99 = LEGITIMATE SKIP	53216	96.29

YUSWOTPP¹ Len : 2 TALKED W/SCH SOC WORK BEC HAD PRBLMS WITH OTHERS

	Freq	Pct
1 = Response entered	174	0.31
3 = Response entered LOGICALLY ASSIGNED.....	3	0.01
6 = Response not entered.....	1542	2.79
94 = DON'T KNOW	22	0.04
97 = REFUSED	117	0.21
98 = BLANK (NO ANSWER).....	194	0.35
99 = LEGITIMATE SKIP	53216	96.29

YOUTH MENTAL HEALTH TREATMENT

YUSWSCHL¹ Len : 2 TALKED W/SCH SOC WORK BEC HAD PRBLMS AT SCHOOL

	Freq	Pct
1 = Response entered	353	0.64
3 = Response entered LOGICALLY ASSIGNED.....	43	0.08
6 = Response not entered.....	1323	2.39
94 = DON'T KNOW.....	22	0.04
97 = REFUSED	117	0.21
98 = BLANK (NO ANSWER).....	194	0.35
99 = LEGITIMATE SKIP	53216	96.29

YUSWSOR¹ Len : 2 TALKED W/SCH SOC WORK FOR SOME OTHER REASON

	Freq	Pct
1 = Response entered	347	0.63
6 = Response not entered.....	1378	2.49
89 = LEGITIMATE SKIP Logically assigned.....	1	0.00
94 = DON'T KNOW.....	19	0.03
97 = REFUSED	114	0.21
98 = BLANK (NO ANSWER).....	194	0.35
99 = LEGITIMATE SKIP	53215	96.29

At any time during the past 12 months, that is since [DATEFILL], did you attend a school for students with emotional or behavioral problems?

YUSCEMYR¹ Len : 2 ATTEND SCH FOR STUDENTS W/EMOT PRBLMS PST 12 MOS

	Freq	Pct
1 = Yes	563	1.02
2 = No.....	15595	28.22
85 = BAD DATA Logically assigned.....	5	0.01
89 = LEGITIMATE SKIP Logically assigned.....	1	0.00
94 = DON'T KNOW.....	70	0.13
97 = REFUSED	70	0.13
98 = BLANK (NO ANSWER).....	97	0.18
99 = LEGITIMATE SKIP	38867	70.32

Regular schools sometimes provide programs for students with emotional or behavioral problems.

At any time during the past 12 months, did you participate in a school program that was just for students with emotional or behavioral problems?

YUSCPGYR¹ Len : 2 ATTND SCH PGM FOR STDNTS W/EMOT PRBLMS PST 12 MOS

	Freq	Pct
1 = Yes	259	0.47
2 = No.....	15345	27.76
89 = LEGITIMATE SKIP Logically assigned.....	1	0.00
94 = DON'T KNOW.....	53	0.10
97 = REFUSED	78	0.14
98 = BLANK (NO ANSWER).....	102	0.18
99 = LEGITIMATE SKIP	39430	71.34

These next questions are about experiences with the justice system.

During the past 12 months, that is, since [DATEFILL], did you stay overnight or longer in any type of juvenile detention center, sometimes called "juvie", prison, or jail?

YUJVDTON¹ Len : 2 STAYED OVRNT/LONGER IN JAIL/JUV DET PST 12 MOS

	Freq	Pct
1 = Yes	202	0.37
2 = No.....	17103	30.95
85 = BAD DATA Logically assigned.....	5	0.01
89 = LEGITIMATE SKIP Logically assigned.....	1	0.00
94 = DON'T KNOW.....	32	0.06
97 = REFUSED	57	0.10
99 = LEGITIMATE SKIP	37868	68.52

YOUTH MENTAL HEALTH TREATMENT

During the past 12 months, how many nights altogether did you stay in any type of juvenile detention center, prison or jail?

YUJVDTN2¹	Len : 3 # NIGHTS IN JAIL OR JUV DET IN PST 12 MOS		
	RANGE = 1 - 7.....	Freq	Pct
	8 = 8 or more.....	119	0.22
	985 = BAD DATA Logically assigned.....	71	0.13
	994 = DON'T KNOW.....	5	0.01
	997 = REFUSED.....	9	0.02
	998 = BLANK (NO ANSWER).....	60	0.11
	999 = LEGITIMATE SKIP.....	32	0.06
		54972	99.46

Sometimes, the court system provides treatment or counseling in juvenile detention centers, prisons or jails. These services are often provided by psychiatrists, psychologists, social workers or counselors who work for the court system.

While you were in a juvenile detention center, prison or jail during the past 12 months, did you receive treatment or counseling for emotional or behavioral problems that were not caused by alcohol or drugs?

YUJVDTYR¹	Len : 2 RCVD EMOT TMT IN JAIL/JUV DET IN PST 12 MOS		
	1 = Yes.....	Freq	Pct
	2 = No.....	73	0.13
	85 = BAD DATA Logically assigned.....	124	0.22
	94 = DON'T KNOW.....	5	0.01
	97 = REFUSED.....	4	0.01
	98 = BLANK (NO ANSWER).....	58	0.10
	99 = LEGITIMATE SKIP.....	32	0.06
		54972	99.46

RECODED YOUTH MENTAL HEALTH TREATMENT

RECODED YOUTH MENTAL HEALTH TREATMENT

NOTE: The variables in this section are recoded variables that were created from one or more of the edited variables from the preceding section.

NOTE: Certain source variables that were used to create recoded variables have valid values that might not have been reported or assigned for the current survey year. However, these values have been included in the general specifications in the codebook on how the recoded variables were created. See additional details about this issue in the Organization of the Data File section of this codebook introduction.

NOTE: The following recoded variables contain information about whether youths received mental health care in the past year from each of 11 specific services for problems with behaviors or emotions that were not caused by alcohol or drugs.

YHOSP	Len : 1 STAYED OVNT IN HOSP FOR EMOT TRMT IN PST YR		
	. = Unknown/Aged 18+ (Otherwise)	Freq	Pct
	0 = No (YUHOSPYR=2,4).....	37994	68.75
	1 = Yes (YUHOSPYR=1).....	16898	30.57
		376	0.68
YRESID	Len : 1 STAYED IN RESID CTR FOR EMOT TRMT IN PST YR		
	. = Unknown/Aged 18+ (Otherwise)	Freq	Pct
	0 = No (YURSIDYR=2,4).....	37997	68.75
	1 = Yes (YURSIDYR=1).....	17070	30.89
		201	0.36
YFOST	Len : 1 SPENT TIME IN FOST CARE FOR EMOT PROB IN PST YR		
	. = Unknown/Aged 18+ (Otherwise)	Freq	Pct
	0 = No (YUFCARYR=2,4).....	37986	68.73
	1 = Yes (YUFCARYR=1).....	17203	31.13
		79	0.14
YDAYTRT	Len : 1 SPENT TIME IN DAY TRMT PRG FOR EMOT PRB IN PST YR		
	. = Unknown/Aged 18+ (Otherwise)	Freq	Pct
	0 = No (YUDYTXYR=2,4).....	37989	68.74
	1 = Yes (YUDYTXYR=1).....	16927	30.63
		352	0.64
YCLIN	Len : 1 RCVD EMOT TRMT IN MENT HLTH CLNC IN PST YR		
	. = Unknown/Aged 18+ (Otherwise)	Freq	Pct
	0 = No (YUMHCRYR=2,4).....	37991	68.74
	1 = Yes (YUMHCRYR=1).....	16791	30.38
		486	0.88
YTHER	Len : 1 RCVD EMOT TRMT FROM THERAPIST IN PST YR		
	. = Unknown/Aged 18+ (Otherwise)	Freq	Pct
	0 = No (YUTPSTYR=2,4).....	38012	68.78
	1 = Yes (YUTPSTYR=1).....	15390	27.85
		1866	3.38
YHOME	Len : 1 RCVD EMOT TRMT FROM IN-HOME COUNS IN PST YR		
	. = Unknown/Aged 18+ (Otherwise)	Freq	Pct
	0 = No (YUIHTPYR=2,4).....	38008	68.77
	1 = Yes (YUIHTPYR=1).....	16654	30.13
		606	1.10
YPED	Len : 1 RCVD EMOT TRMT FROM FAMLY DOC IN PST YR		
	. = Unknown/Aged 18+ (Otherwise)	Freq	Pct
	0 = No (YUFDOCYR=2,4).....	38016	68.78
	1 = Yes (YUFDOCYR=1).....	16734	30.28
		518	0.94

RECODED YOUTH MENTAL HEALTH TREATMENT

YSPEC Len : 1 ATTND SCHOOL OR PROGRAM FOR EMOT PROB IN PST YR

	Freq	Pct
. = Unknown/Aged 18+ (Otherwise)	38137	69.00
0 = No ((YUSCEMYR=2 and YUSCPGYR=2) or YEATNDYR=2)	16309	29.51
1 = Yes (YUSCEMYR=1 or YUSCPGYR=1)	822	1.49

YSHSW Len : 1 TLKD W/SCH SOC WKR/PSY/COUNS FOR EMOT PROB PST YR

	Freq	Pct
. = Unknown/Aged 18+ (Otherwise)	38155	69.04
0 = No (YUSWSCYR=2 or YEATNDYR=2).....	15347	27.77
1 = Yes (YUSWSCYR=1)	1766	3.20

YJAIL Len : 1 YTH RCVD SVCS FOR EMOT PROB IN PY IN JUV JUSTICE

	Freq	Pct
. = Unknown/Aged 18+ (Otherwise)	37968	68.70
0 = No (YUJVDTYR=2 or YUJVDTON=2).....	17227	31.17
1 = Yes (YUJVDTYR=1)	73	0.13

NOTE: The following nine variables contain information on the general types of mental health services received by youths in the past year for problems with behavior or emotions that were not caused by alcohol or drugs. The variables ANYMHIN2 and ANYSMH2 were created to generate multi-year trend estimates for the 2013 Mental Health Detailed Tables.

The following variable, ANYMHIN, indicates whether a youth reported receiving specialty inpatient/residential mental health services in the past year from any of 3 specific inpatient/residential sources for problems with behavior or emotions that were not caused by alcohol or drugs. This variable was created based on the following 3 sources of treatment variables: stayed overnight in hospital (YHOSP), stayed in residential treatment facility (YRESID), and spent time in foster care (YFOST). Youths who reported a positive response (source variable=1) to one or more of the 3 questions were included in the yes category regardless of how many of the 3 questions they answered. Youths who did not report a positive response, but answered all 3 of the questions were included in the no category. Youths who did not report a positive response and did not answer all the questions, and adults were included in the unknown/18+ category.

ANYMHIN Len : 1 YTH RCVD SPEC INPATIENT MH SERVICES IN PY

	Freq	Pct
. = Unknown/Aged 18+ (Otherwise)	38025	68.80
0 = No (YHOSP, YRESID, and YFOST=0).....	16768	30.34
1 = Yes (YHOSP, YRESID, or YFOST=1).....	475	0.86

The following variable, ANYMHIN2, indicates whether a youth reported receiving specialty inpatient/residential mental health services in the past year from any of two specific inpatient/residential sources for problems with behavior or emotions that were not caused by alcohol or drugs. This variable was created based on the following two sources of treatment variables: stayed overnight in hospital (YHOSP) and stayed in residential treatment facility (YRESID). Youths who reported a positive response (source variable=1) to either question were included in the yes category. Youths who did not report a positive response, but answered both questions were included in the no category. Youths who did not report a positive response and did not answer both questions, and adults, were included in the unknown/18+ category.

During the 2013 NSDUH process, it was determined that treatment received through foster care should not be included in the specialty treatment category instead; thus the revised variable ANYMHIN2 that does not include foster care was created for all years back to 2002.

ANYMHIN2 Len : 1 REV YTH RCVD SPEC INPATIENT MH SERVICES IN PY

	Freq	Pct
. = Unknown/Aged 18+ (Otherwise)	38013	68.78
0 = No (YHOSP=0 and YRESID=0)	16814	30.42
1 = Yes (YHOSP=1 or YRESID=1)	441	0.80

RECODED YOUTH MENTAL HEALTH TREATMENT

The following variable, ANYSMH2, indicates whether a youth reported receiving specialty mental health services in the past year from any of six specific inpatient/residential or outpatient specialty sources for problems with behavior or emotions that were not caused by alcohol or drugs. This variable was created based on the following six source of treatment variables: stayed overnight in a hospital (YHOSP), stayed in a residential treatment facility (YRESID), spent time in a day treatment facility (YDAYTRT), received treatment from a mental health clinic (YCLIN), from a private therapist (YTHER), and from an in-home therapist (YHOME). Youths who reported a positive response (source variable=1) to one or more of the six questions were included in the yes category regardless of how many of the six questions they answered. Youths who did not report a positive response, but answered all six of the questions were included in the no category. Youths who did not report a positive response and did not answer all the questions, and adults were included in the unknown/18+ category.

During the 2013 NSDUH process, it was determined that treatment received through foster care should be included in the nonspecialty treatment category instead; thus the revised variable ANYSMH2 was created and is available for all years back to 2002.

ANYSMH2 Len : 1 REV YTH RCVD SPECIALTY MENTAL HLTH SRVC IN PST YR

	Freq	Pct
. = Unknown/Aged 18+ (See comment above).....	38083	68.91
0 = No (All above source variables=0)	14773	26.73
1 = Yes (Any above source variable=1)	2412	4.36

The following variable, ANYNSMH, indicates whether a youth reported receiving nonspecialty mental health services in the past year from any of specific nonspecialty sources for problems with behavior or emotions that were not caused by alcohol or drugs. This variable was created based on the following five source of treatment variables: school social worker, school psychologist, or school counselor (YSHSW), special school or program within a regular school for students with emotional or behavioral problems (YSPEC), pediatrician or other family doctor (YPED), juvenile detention center, prison, or jail (YJAIL), and foster care or therapeutic foster care (YFOST). Youths who reported a positive response (source variable=1) to one or more of the five questions were included in the yes category regardless of how many of the five questions they answered. Youths who did not report a positive response, but answered all five of the questions were included in the no category. Youths who did not report a positive response and did not answer all the questions, and adults were included in the unknown/18+ category.

ANYNSMH Len : 1 YTH RCVD NONSPECIALTY MENTAL HLTH SRVC IN PST YR

	Freq	Pct
. = Unknown/Aged 18+ (See comment above).....	38254	69.22
0 = No (All above source variables=0)	14308	25.89
1 = Yes (Any above source variable=1)	2706	4.90

The following variable, ANYSEDMF, indicates whether a youth reported receiving specialty mental health services along with services from education, general medicine (family doctor/pediatrician), or foster care or therapeutic foster care settings in the past year for problems with behavior or emotions that were not caused by alcohol or drugs. This variable was created using the following four source of treatment variables: received specialty mental health services (ANYSMH2), education setting-based mental health services (ANYMHED2), treatment from a family doctor/pediatrician (YPED), and foster care or therapeutic foster care (YFOST). Included in the unknown/18+ category were youths who did not provide enough information to determine whether mental health care was received at both a specialty mental health service along with services from either an education or general medical setting [ANYSMH2= or {ANYSMH2=1 and (none of ANYMHED2, YPED, or YFOST equal 1 but at least one is missing)}] and adults.

ANYSEDMF Len : 1 YTH RCVD SPEC MH AND ED, MED, OR FOST SRVC IN PY

	Freq	Pct
. = Unknown/Aged 18+ (See comment above).....	38077	68.90
0 = No (ANYSMH2=0 or (ANYMHED2=0, YPED=0, & YFOST=0)).....	16103	29.14
1 = Yes (ANYSMH2=1 & (ANYMHED2=1, YPED=1, or YFOST=1)).....	1088	1.97

The following variable, ANYMHOUT, indicates whether a youth reported receiving specialty outpatient mental health services in the past year from any of 4 specific outpatient sources for problems with behavior or emotions that were not caused by alcohol or drugs. This variable was created based on the following 4 source of treatment variables: spent time in a day treatment facility (YDAYTRT), received treatment at a mental health clinic (YCLIN), from a private therapist (YTHER), and from an in-home therapist (YHOME). Youths who reported a positive response (source variable=1) to one or more of the 4 questions were included in the yes category regardless of how many of the 4 questions they answered. Youths who did not report a positive response, but answered all 4 of the questions were included in the no category. Youths who did not report a positive response and did not answer all the questions, and adults were included in the unknown/18+ category.

ANYMHOUT Len : 1 YTH RCVD SPEC OUTPATIENT MH SERVICES IN PY

	Freq	Pct
. = Unknown/Aged 18+ (Otherwise)	38045	68.84
0 = No (YDAYTRT, YCLIN, YTHER, and YHOME=0).....	15009	27.16
1 = Yes (YDAYTRT, YCLIN, YTHER, or YHOME=1)	2214	4.01

RECODED YOUTH MENTAL HEALTH TREATMENT

The following variable, ANYSMH, indicates whether a youth reported receiving specialty mental health services in the past year from any of 7 specific inpatient/residential or outpatient specialty sources for problems with behavior or emotions that were not caused by alcohol or drugs. This variable was created based on the following 7 source of treatment variables: stayed overnight in a hospital (YHOSP), stayed in a residential treatment facility (YRESID), spent time in foster care (YFOST), spent time in a day treatment facility (YDAYTRT), received treatment from a mental health clinic (YCLIN), from a private therapist (YTHER), and from an in-home therapist (YHOME). Youths who reported a positive response (source variable=1) to one or more of the 7 questions were included in the yes category regardless of how many of the 7 questions they answered. Youths who did not report a positive response, but answered all 7 of the questions were included in the no category. Youths who did not report a positive response and did not answer all the questions, and adults were included in the unknown/18+ category.

ANYSMH Len : 1 YTH RCVD SPECIALTY MENTAL HEALTH SRVC IN PST YR

	Freq	Pct
. = Unknown/Aged 18+ (See comment above).....	38086	68.91
0 = No (All above source variables=0)	14758	26.70
1 = Yes (Any above source variable=1)	2424	4.39

The following variable, ANYMHED2, indicates whether a youth enrolled in school reported receiving mental health services in the past year from education sources for problems with behavior or emotions that were not caused by alcohol or drugs. This variable was created using the following source of treatment variables: talked to school social worker, school psychologists, or school counselors for problems (YSHSW) and attended a special school or participated in a special program at a regular school for problems (YSPEC). Youths who reported a positive response (source variable=1) to one or more of these questions were included in the yes category regardless of how many of the questions they answered. Youths who did not report a positive response, but answered both questions were included in the no category. Youths who did not report a positive response and did not answer both questions, and adults were included in the unknown/18+ category. This variable is not comparable with variables named similarly in past NSDUHs due to questionnaire changes in the Youth Mental Health Utilization module.

ANYMHED2 Len : 1 YTH RCVD EDUCATION MENTAL HEALTH SRVC IN PST YR

	Freq	Pct
. = Unknown/Aged 18+ (Otherwise)	38197	69.11
0 = No (YSHSW=0 and YSPEC=0).....	14765	26.72
1 = Yes (YSHSW=1 or YSPEC=1).....	2306	4.17

The following variable, ANYSMPS2, indicates whether a youth reported receiving specialty mental health services along with services from either education or general medical (family doctor/pediatrician) settings in the past year for problems with behavior or emotions that were not caused by alcohol or drugs. This variable was created using the following 3 source of treatment variables: received specialty mental health services (ANYSMH), education setting-based mental health services (ANYMHED2), and treatment from a family doctor/pediatrician (YPED). Included in the unknown/18+ category were adults and youths who did not provide enough information to determine whether mental health care was received at both a specialty mental health service along with services from either an education or general medical setting [ANYSMH=. or {ANYSMH=1 and ((ANYMHED2=0 and YPED=.) or (ANYMHED2=. and YPED=0) or (ANYMHED2=. and YPED=.))}]. This variable is not comparable with variables named similarly in past NSDUHs due to questionnaire changes in the Youth Mental Health Utilization module.

ANYSMPS2 Len : 1 YTH RCVD SPECIALTY AND EDUC OR MED MH SRVC IN PY

	Freq	Pct
. = Unknown/Aged 18+ (See comment above).....	38062	68.87
0 = No (ANYSMH=0 or (ANYMHED2=0 and YPED=0))	16147	29.22
1 = Yes (ANYSMH=1 and (ANYMHED2=1 or YPED=1))	1059	1.92

NOTE: The following 12 variables contain information on the number of times a youth received mental health services from specific mental health sources.

HOSPST Len : 1 # NIGHTS YTH STAYED IN HOSP FOR MH SRVC IN PY

	Freq	Pct
. = Unknown/18+ (Otherwise)	38022	68.80
1 = 1 Night (YUHOSPN2=1)	154	0.28
2 = 2 Nights (YUHOSPN2=2).....	33	0.06
3 = 3-6 Nights (YUHOSPN2=3-6)	68	0.12
4 = 7-24 Nights (YUHOSPN2=7-24)	78	0.14
5 = 25 or More Nights (YUHOSPN2=25-31).....	15	0.03
6 = No Nights (YUHOSPYR=2).....	16898	30.57

RECORDED YOUTH MENTAL HEALTH TREATMENT

RESIDVST Len : 1 # NIGHTS YTH STAYED IN RESID CTR FOR MH SRVC IN PY

	Freq	Pct
. = Unknown/18+ (Otherwise)	38012	68.78
1 = 1 Night (YURSIDN2=1).....	43	0.08
2 = 2 Nights (YURSIDN2=2).....	24	0.04
3 = 3-6 Nights (YURSIDN2=3-6).....	34	0.06
4 = 7-24 Nights (YURSIDN2=7-24).....	58	0.10
5 = 25 or More Nights (YURSIDN2=25-31).....	27	0.05
6 = No Nights (YURSIDYR=2).....	17070	30.89

FOSTVST Len : 1 # NIGHTS YTH STAYED IN FOST CARE FOR MH SRVC IN PY

	Freq	Pct
. = Unknown/18+ (Otherwise)	37994	68.75
1 = 1 Night (YUFCARN2=1).....	25	0.05
2 = 2 Nights (YUFCARN2=2).....	13	0.02
3 = 3-6 Nights (YUFCARN2=3-6).....	4	0.01
4 = 7-24 Nights (YUFCARN2=7-24).....	13	0.02
5 = 25 or More Nights (YUFCARN2=25-31).....	16	0.03
6 = No Nights (YUFCARYR=2).....	17203	31.13

DYTXVST Len : 1 # TIMES YTH VISITED DAY TRMT PROG IN PY

	Freq	Pct
. = Unknown/18+ (Otherwise)	38021	68.79
1 = 1 Visit (YUDYTXN2=1).....	123	0.22
2 = 2 Visits (YUDYTXN2=2).....	42	0.08
3 = 3-6 Visits (YUDYTXN2=3-6).....	73	0.13
4 = 7-24 Visits (YUDYTXN2=7-24).....	64	0.12
5 = 25 or More Visits (YUDYTXN2=25-31).....	18	0.03
6 = No Visits (YUDYTXYR=2).....	16927	30.63

CLINVST Len : 1 # TIMES YTH VISITED MENT HLTH CLIN IN PY

	Freq	Pct
. = Unknown/18+ (Otherwise)	38028	68.81
1 = 1 Visit (YUMHCRN2=1).....	124	0.22
2 = 2 Visits (YUMHCRN2=2).....	67	0.12
3 = 3-6 Visits (YUMHCRN2=3-6).....	115	0.21
4 = 7-24 Visits (YUMHCRN2=7-24).....	105	0.19
5 = 25 or More Visits (YUMHCRN2=25-31).....	38	0.07
6 = No Visits (YUMHCRYR=2).....	16791	30.38

THERVST Len : 1 # TIMES YTH VISITED THERAPIST IN PY

	Freq	Pct
. = Unknown/18+ (Otherwise)	38156	69.04
1 = 1 Visit (YUTPSTN2=1).....	319	0.58
2 = 2 Visits (YUTPSTN2=2).....	259	0.47
3 = 3-6 Visits (YUTPSTN2=3-6).....	524	0.95
4 = 7-24 Visits (YUTPSTN2=7-24).....	432	0.78
5 = 25 or More Visits (YUTPSTN2=25-31).....	188	0.34
6 = No Visits (YUTPSTYR=2).....	15390	27.85

HOMEVST Len : 1 # TIMES YTH RCVD IN-HOME COUNSELING IN PY

	Freq	Pct
. = Unknown/18+ (Otherwise)	38059	68.86
1 = 1 Time (YUIHTPN2=1).....	126	0.23
2 = 2 Times (YUIHTPN2=2).....	111	0.20
3 = 3-6 Times (YUIHTPN2=3-6).....	157	0.28
4 = 7-24 Times (YUIHTPN2=7-24).....	116	0.21
5 = 25 or More Times (YUIHTPN2=25-31).....	45	0.08
6 = No Times (YUIHTPYR=2).....	16654	30.13

RECORDED YOUTH MENTAL HEALTH TREATMENT

The following variable, SPINVST, indicates how many overnight stays were reported at an inpatient/residential specialty mental health service in the past year. The number of overnight stays is calculated by adding the number of overnight stays at a hospital (YUHOSPN2), residential treatment center (YURSIDN2), and in foster care (YUFCARN2). A value of 6 (No Overnight Stays) was assigned whenever a respondent said they had used none of the services (YUHOSPYR, YURSIDYR, YUFCARYR all equal 2). A value of missing was assigned when the response to whether received treatment or number of overnight stays was unknown for any of the 3 locations (any of YUHOSPYR, YURSIDYR, YUFCARYR=85, 94, 97, 98 OR any of YUHOSPN2, YURSIDN2, YUFCARN2=985, 994, 997, 998), unless the sum of the overnight stays for services with non-missing information was greater than or equal to 25, in which case a value of 5 (25 or more stays) was assigned. A missing value was also assigned for respondents aged 18 or older.

SPINVST Len : 1 # NIGHTS YTH STAYED IN SPECIALTY INPATIENT MH SRVC

	Freq	Pct
. = Unknown/18+ (See comment above)	38084	68.91
1 = 1 Overnight Stay (See comment above)	139	0.25
2 = 2 Overnight Stays (See comment above).....	50	0.09
3 = 3-6 Overnight Stays (See comment above).....	69	0.12
4 = 7-24 Overnight Stays (See comment above).....	102	0.18
5 = 25 or More Overnight Stays (See comment above).....	56	0.10
6 = No Overnight Stays (See comment above)	16768	30.34

The following variable, SPINVST2, indicates how many overnight stays were reported at an inpatient/residential specialty mental health service in the past year. The number of overnight stays is calculated by adding the number of overnight stays at a hospital (YUHOSPN2) and residential treatment center (YURSIDN2). A value of 6 (No Overnight Stays) was assigned whenever a respondent said they had used none of the services (YUHOSPYR=2 and YURSIDYR=2). A value of missing was assigned when the response to whether received treatment or number of overnight stays was unknown for either of the locations (YUHOSPYR or YURSIDYR=85, 94, 97, 98 OR either of YUHOSPN2 or YURSIDN2=985, 994, 997, 998), unless the overnight stays for the service with non-missing information was greater than or equal to 25, in which case a value of 5 (25 or more stays) was assigned. A missing value was also assigned for respondents aged 18 or older.

Prior to the 2013 NSDUH, a different version of the variable for number of visits or overnight stays at an inpatient/residential specialty mental health service in the past year, SPINVST, was created that included the variables YUFCARN2 and YUFCARYR that determined the number of visits in foster care. During the 2013 NSDUH process, it was determined that treatment received through foster care should be included in the nonspecialty treatment category instead; thus the variable SPINVST2 was created.

SPINVST2 Len : 1 # NIGHTS YTH STAYED IN SPECIALTY INPATIENT MH SRVC

	Freq	Pct
. = Unknown/18+ (See comment above)	38063	68.87
1 = 1 Overnight Stay (See comment above)	131	0.24
2 = 2 Overnight Stays (See comment above).....	55	0.10
3 = 3-6 Overnight Stays (See comment above).....	63	0.11
4 = 7-24 Overnight Stays (See comment above).....	97	0.18
5 = 25 or More Overnight Stays (See comment above).....	45	0.08
6 = No Overnight Stays (See comment above)	16814	30.42

The following variable, SPOUTVST, indicates how many times a specialty outpatient mental health service was visited in the past year. The number of visits is calculated by adding the number of visits to a day treatment facility (YUDYTXN2), mental health clinic (YUMHCRN2), private therapist (YUTPSTN2), and an in-home therapist (YUIHTPN2). A value of 6 (No Visits) was assigned whenever a respondent said they had used none of the services (YUDYTYR, YUMHCRYR, YUTPSTYR, YUIHTPYR all equal 2). A value of missing was assigned when the response to whether received treatment or number of visits was unknown for any of the 4 locations (any of YUDYTYR, YUMHCRYR, YUTPSTYR, YUIHTPYR=85, 94, 97, 98 OR any of YUDYTXN2, YUMHCRN2, YUTPSTN2, YUIHTPN2=985, 994, 997, 998), unless the sum of the visits for services with non-missing information was greater than or equal to 25, in which case a value of 5 (25 or more visits) was assigned. A missing value was also assigned for respondents aged 18 or older.

SPOUTVST Len : 1 # TIMES YTH VISITED A SPECIALTY OUTPATIENT MH SRVC

	Freq	Pct
. = Unknown/18+ (See comment above)	38243	69.20
1 = 1 Visit (See comment above)	316	0.57
2 = 2 Visits (See comment above)	281	0.51
3 = 3-6 Visits (See comment above)	585	1.06
4 = 7-24 Visits (See comment above)	525	0.95
5 = 25 or more Visits (See comment above)	309	0.56
6 = No Visits (See comment above).....	15009	27.16

RECODED YOUTH MENTAL HEALTH TREATMENT

The following variable, SMHVST2, indicates the number of visits or overnight stays to a specialty mental health service in the past year. The number of visits/overnight stays is calculated by adding the number of overnight stays in a hospital (YUHOSPN2) and residential treatment center (YURSIDN2), and the number of visits to a day treatment facility (YUDYTXN2), mental health clinic (YUMHCRN2), private therapist (YUTPSTN2), and in-home therapist (YUIHTPN2). A value of 6 (No Visits/Overnight Stays) was assigned whenever a respondent said they had used none of the services (YUHOSPYR, YURSIDYR, YUDYTXYR, YUMHCRYR, YUTPSTYR, YUIHTPYR all equal 2). A value of missing was assigned when the response to whether received treatment or number of visits/stays was unknown for any of the 6 locations (any of YUHOSPYR, YURSIDYR, YUDYTXYR, YUMHCRYR, YUTPSTYR, YUIHTPYR=85, 94, 97, 98 OR any of YUHOSPN2, YURSIDN2, YUDYTXN2, YUMHCRN2, YUTPSTN2, YUIHTPN2=985, 994, 997, 998), unless the sum of the visits/overnight stays for services with non-missing information was greater than or equal to 25, in which case a value of 5 (25 or more visits/stays) was assigned. A missing value was also assigned for respondents aged 18 or older.

Prior to the 2013 NSDUH, a different version of the variable for number of visits or overnight stays at a specialty mental health service in the past year, SMHVST, was created that included the variables YUFCARN2 and YUFCARYR to determine the number of visits in foster care. During the 2013 NSDUH process, it was determined that treatment received through foster care should be included in the nonspecialty treatment category instead; thus the revised variable SMHVST2 was created.

SMHVST2 Len : 1 # STAYS/VISITS YTH MADE TO SPEC MH SERVICE

	Freq	Pct
. = Unknown/18+ (See comment above)	38316	69.33
1 = 1 Visit/Overnight Stay (See comment above)	386	0.70
2 = 2 Visits/Overnight Stays (See comment above)	301	0.54
3 = 3-6 Visits/Overnight Stays (See comment above)	584	1.06
4 = 7-24 Visits/Overnight Stays (See comment above)	553	1.00
5 = 25 or More Visits/Stays (See comment above)	355	0.64
6 = No Visits/Stays (See comment above)	14773	26.73

The following variable, SMHVST, indicates the number of visits or overnight stays to a specialty mental health service in the past year. The number of visits/overnight stays is calculated by adding the number of overnight stays in a hospital (YUHOSPN2), residential treatment center (YURSIDN2), and foster care (YUFCARN2), and the number of visits to a day treatment facility (YUDYTXN2), mental health clinic (YUMHCRN2), private therapist (YUTPSTN2), and in-home therapist (YUIHTPN2). A value of 6 (No Visits/Overnight Stays) was assigned whenever a respondent said they had used none of the services (YUHOSPYR, YURSIDYR, YUFCARYR, YUDYTXYR, YUMHCRYR, YUTPSTYR, YUIHTPYR all equal 2). A value of missing was assigned when the response to whether received treatment or number of visits/stays was unknown for any of the 7 locations (any of YUHOSPYR, YURSIDYR, YUFCARYR, YUDYTXYR, YUMHCRYR, YUTPSTYR, YUIHTPYR=85, 94, 97, 98 OR any of YUHOSPN2, YURSIDN2, YUFCARN2, YUDYTXN2, YUMHCRN2, YUTPSTN2, YUIHTPN2=985, 994, 997, 998), unless the sum of the visits/overnight stays for services with non-missing information was greater than or equal to 25, in which case a value of 5 (25 or more visits/stays) was assigned. A missing value was also assigned for respondents aged 18 or older.

SMHVST Len : 1 # STAYS/VISITS YTH MADE TO SPEC MH SERVICE

	Freq	Pct
. = Unknown/18+ (See comment above)	38325	69.34
1 = 1 Visit/Overnight Stay (See comment above)	384	0.69
2 = 2 Visits/Overnight Stays (See comment above)	302	0.55
3 = 3-6 Visits/Overnight Stays (See comment above)	580	1.05
4 = 7-24 Visits/Overnight Stays (See comment above)	552	1.00
5 = 25 or More Visits/Stays (See comment above)	367	0.66
6 = No Visits/Stays (See comment above)	14758	26.70

NOTE: The following 13 variables contain the reasons that youths received their most recent mental health services from at least one inpatient/residential specialty mental health source for emotional or behavioral problems not caused by alcohol or drugs.

The following variable, SIMHSUI, indicates whether a respondent received their most recent mental health services from at least one inpatient/residential specialty mental health source in the past year because they thought about or tried to kill themselves. This recode was created by examination of the following source variables: stayed overnight in hospital (YUHOSUIC), residential treatment center (YURSSUIC), or in foster care (YUFCSUIC) because of suicidal thoughts. None of the write-in other-specify values were applicable for this variable. Adults, youths that did not report receiving services from any of the 3 inpatient/residential sources in the past year, and youths that reported receiving services in the past year, but did not indicate a valid reason for receiving services at any of these locations were assigned to the unknown category.

SIMHSUI Len : 1 YTH RCVD LAST INPT SPEC MH SRVC B/C TRIED SUIC

	Freq	Pct
. = No Trt/Unknwn Reason/Aged 18+ (See comment above)	54905	99.34
0 = Reason Not Indicated (Otherwise)	181	0.33
1 = Reason Indicated (Any source variable=1,3)	182	0.33

RECODED YOUTH MENTAL HEALTH TREATMENT

NOTE: The following 13 variables contain the reasons that youths received their most recent mental health services from at least one inpatient/residential specialty mental health source for emotional or behavioral problems not caused by alcohol or drugs. These variables are not comparable to similar named variables found in previous NSDUHs due to the relocation of foster care into the nonspecialty treatment category instead of the specialty treatment category where it previously was included.

The following variable, SIMHSUI2, indicates whether a respondent received their most recent mental health services from at least one inpatient/residential specialty mental health source in the past year because they thought about or tried to kill themselves. This recode was created by examination of the following source variables: stayed overnight in hospital (YUHOSUIC) or residential treatment center (YURSSUIC) because of suicidal thoughts. None of the write-in other-specify values were applicable for this variable. Adults, youths that did not report receiving services from either of these inpatient/residential sources in the past year, and youths that reported receiving services in the past year, but did not indicate a valid reason for receiving services at any of these locations were assigned to the unknown category.

SIMHSUI2 Len : 1 REV YTH LST RCVD INPT SP MH SVC B/C TRIED SUIC

	Freq	Pct
. = No Trt/Unknwn Reason/Aged 18+ (See comment above)	54891	99.32
0 = Reason Not Indicated (Otherwise)	207	0.37
1 = Reason Indicated (Any source variable=1,3).....	170	0.31

The following variable, SIMHDPR2, indicates whether a respondent received their most recent mental health services from at least one inpatient specialty mental health source in the past year because they were depressed. This recode was created by examination of the following source variables: stayed overnight in hospital (YUHODEPR) or residential treatment center (YURSDEPR) because they were depressed. None of the write-in other-specify values were applicable for this variable. Adults, youths that did not report receiving services from either of these inpatient sources in the past year, and youths that reported receiving services in the past year, but did not indicate a valid reason for receiving services at any of these locations were assigned to the unknown category.

SIMHDPR2 Len : 1 REV YTH LST RCVD INPT SP MH SVC B/C DEPRESSED

	Freq	Pct
. = No Trt/Unknwn Reason/Aged 18+ (See comment above)	54892	99.32
0 = Reason Not Indicated (Otherwise)	200	0.36
1 = Reason Indicated (Any source variable=1,3).....	176	0.32

The following variable, SIMHDPR, indicates whether a respondent received their most recent mental health services from at least one inpatient specialty mental health source in the past year because they were depressed. This recode was created by examination of the following source variables: stayed overnight in hospital (YUHODEPR), residential treatment center (YURSDEPR), or in foster care (YUFCDEPR) because they were depressed. None of the write-in other-specify values were applicable for this variable. Adults, youths that did not report receiving services from any of the 3 inpatient sources in the past year, and youths that reported receiving services in the past year, but did not indicate a valid reason for receiving services at any of these locations were assigned to the unknown category.

SIMHDPR Len : 1 YTH RCVD LAST INPT SPEC MH SRVC B/C DEPRESSED

	Freq	Pct
. = No Trt/Unknwn Reason/Aged 18+ (See comment above)	54908	99.35
0 = Reason Not Indicated (Otherwise)	169	0.31
1 = Reason Indicated (Any source variable=1,3).....	191	0.35

The following variable, SIMHFEA, indicates whether a respondent received their most recent mental health services from at least one inpatient specialty mental health source in the past year because they were afraid/tense. This recode was created by examination of the following source variables: stayed overnight in hospital (YUHOFEAR), residential treatment center (YURSFEAR), or in foster care (YUFCFEAR) because they were afraid/tense. None of the write-in other-specify values were applicable for this variable. Adults, youths that did not report receiving services from any of the 3 inpatient sources in the past year, and youths that reported receiving services in the past year, but did not indicate a valid reason for receiving services at any of these locations were assigned to the unknown category.

SIMHFEA Len : 1 YTH RCVD LAST INPT SPEC MH SRVC B/C AFRAID/TENSE

	Freq	Pct
. = No Trt/Unknwn Reason/Aged 18+ (See comment above)	54912	99.36
0 = Reason Not Indicated (Otherwise)	284	0.51
1 = Reason Indicated (Any source variable=1,3).....	72	0.13

RECODED YOUTH MENTAL HEALTH TREATMENT

The following variable, SIMHFEA2, indicates whether a respondent received their most recent mental health services from at least one inpatient specialty mental health source in the past year because they were afraid/tense. This recode was created by examination of the following source variables: stayed overnight in hospital (YUHOFEAR) or residential treatment center (YURSFEAR) because they were afraid/tense. None of the write-in other-specify values were applicable for this variable. Adults, youths that did not report receiving services from either of these sources in the past year, and youths that reported receiving services in the past year, but did not indicate a valid reason for receiving services at any of these locations were assigned to the unknown category.

SIMHFEA2 Len : 1 REV YTH LST RCVD INPT SP MH SVC B/C AFRAID/TENSE

	Freq	Pct
. = No Trt/Unknwn Reason/Aged 18+ (See comment above)	54894	99.32
0 = Reason Not Indicated (Otherwise)	309	0.56
1 = Reason Indicated (Any source variable=1,3)	65	0.12

The following variable, SIMHBRK2, indicates whether a respondent received their most recent mental health services from at least one inpatient specialty mental health source in the past year because they broke rules or "acted out". This recode was created by examination of the following source variables: stayed overnight in hospital (YUHOBKRU) or residential treatment center (YURSBKRU) because they broke rules or "acted out". None of the write-in other-specify values were applicable for this variable. Adults, youths that did not report receiving services from either of these inpatient sources in the past year, and youths that reported receiving services in the past year, but did not indicate a valid reason for receiving services at any of these locations were assigned to the unknown category.

SIMHBRK2 Len : 1 REV YTH LST RCVD INPT SP MH SVC B/C BROKE RULES

	Freq	Pct
. = No Trt/Unknwn Reason/Aged 18+ (See comment above)	54893	99.32
0 = Reason Not Indicated (Otherwise)	283	0.51
1 = Reason Indicated (Any source variable=1,3)	92	0.17

The following variable, SIMHBRK, indicates whether a respondent received their most recent mental health services from at least one inpatient specialty mental health source in the past year because they broke rules or "acted out". This recode was created by examination of the following source variables: stayed overnight in hospital (YUHOBKRU), residential treatment center (YURSBKRU), or in foster care (YUFCKBKRU) because they broke rules or "acted out". None of the write-in other-specify values were applicable for this variable. Adults, youths that did not report receiving services from any of the 3 inpatient sources in the past year, and youths that reported receiving services in the past year, but did not indicate a valid reason for receiving services at any of these locations were assigned to the unknown category.

SIMHBRK Len : 1 YTH RCVD LAST INPT SPEC MH SRVC B/C BROKE RULES

	Freq	Pct
. = No Trt/Unknwn Reason/Aged 18+ (See comment above)	54910	99.35
0 = Reason Not Indicated (Otherwise)	253	0.46
1 = Reason Indicated (Any source variable=1,3)	105	0.19

The following variable, SIMHEAT, indicates whether a respondent received their most recent mental health services from at least one inpatient specialty mental health source in the past year because they had eating problems. This recode was created by examination of the following source variables: stayed overnight in hospital (YUHOEATP), residential treatment center (YURSEATP), or in foster care (YUFCEATP) because they had eating problems. None of the write-in other-specify values were applicable for this variable. Adults, youths that did not report receiving services from any of the 3 inpatient sources in the past year, and youths that reported receiving services in the past year, but did not indicate a valid reason for receiving services at any of these locations were assigned to the unknown category.

SIMHEAT Len : 1 YTH RCVD LAST INPT SPEC MH SRVC B/C EATING PROBS

	Freq	Pct
. = No Trt/Unknwn Reason/Aged 18+ (See comment above)	54911	99.35
0 = Reason Not Indicated (Otherwise)	309	0.56
1 = Reason Indicated (Any source variable=1,3)	48	0.09

The following variable, SIMHEAT2, indicates whether a respondent received their most recent mental health services from at least one inpatient specialty mental health source in the past year because they had eating problems. This recode was created by examination of the following source variables: stayed overnight in hospital (YUHOEATP) or residential treatment center (YURSEATP) because they had eating problems. None of the write-in other-specify values were applicable for this variable. Adults, youths that did not report receiving services from either of these inpatient sources in the past year, and youths that reported receiving services in the past year, but did not indicate a valid reason for receiving services at any of these locations were assigned to the unknown category.

SIMHEAT2 Len : 1 REV YTH LST RCVD INPT SP MH SVC B/C EATING PRBLMS

	Freq	Pct
. = No Trt/Unknwn Reason/Aged 18+ (See comment above)	54893	99.32
0 = Reason Not Indicated (Otherwise)	333	0.60
1 = Reason Indicated (Any source variable=1,3)	42	0.08

RECORDED YOUTH MENTAL HEALTH TREATMENT

The following variable, SIMHANG2, indicates whether a respondent received their most recent mental health services from at least one inpatient specialty mental health source in the past year because they had trouble controlling anger. This recode was created by examination of the following source variables: stayed overnight in hospital (YUHOANGR) or residential treatment center (YURSANGR) because they had trouble controlling anger. None of the write-in other-specify values were applicable for this variable. Adults, youths that did not report receiving services from either of these inpatient sources in the past year, and youths that reported receiving services in the past year, but did not indicate a valid reason for receiving services at any of these locations were assigned to the unknown category.

SIMHANG2 Len : 1 REV YTH LST RCVD INPT SP MH SVC B/C ANGER CONTROL

	Freq	Pct
. = No Trt/Unknwn Reason/Aged 18+ (See comment above)	54894	99.32
0 = Reason Not Indicated (Otherwise)	320	0.58
1 = Reason Indicated (Any source variable=1,3).....	54	0.10

The following variable, SIMHANGR, indicates whether a respondent received their most recent mental health services from at least one inpatient specialty mental health source in the past year because they had trouble controlling anger. This recode was created by examination of the following source variables: stayed overnight in hospital (YUHOANGR), residential treatment center (YURSANGR), or in foster care (YUFCANGR) because they had trouble controlling anger. None of the write-in other-specify values were applicable for this variable. Adults, youths that did not report receiving services from any of the 3 inpatient sources in the past year, and youths that reported receiving services in the past year, but did not indicate a valid reason for receiving services at any of these locations were assigned to the unknown category.

SIMHANGR Len : 1 YTH RCVD LAST INPT SPEC MH SRVC B/C ANGER CONTROL

	Freq	Pct
. = No Trt/Unknwn Reason/Aged 18+ (See comment above)	54912	99.36
0 = Reason Not Indicated (Otherwise)	298	0.54
1 = Reason Indicated (Any source variable=1,3).....	58	0.10

The following variable, SIMHFITE, indicates whether a respondent received their most recent mental health services from at least one inpatient specialty mental health source in the past year because they were in physical fights. This recode was created by examination of the following source variables: stayed overnight in hospital (YUHOFITE), residential treatment center (YURSFITE), or in foster care (YUFCFITE) because they were in physical fights. None of the write-in other-specify values were applicable for this variable. Adults, youths that did not report receiving services from any of the 3 inpatient sources in the past year, and youths that reported receiving services in the past year, but did not indicate a valid reason for receiving services at any of these locations were assigned to the unknown category.

SIMHFITE Len : 1 YTH RCVD LAST INPT SPEC MH SRVC B/C PHYS FIGHT

	Freq	Pct
. = No Trt/Unknwn Reason/Aged 18+ (See comment above)	54913	99.36
0 = Reason Not Indicated (Otherwise)	333	0.60
1 = Reason Indicated (Any source variable=1,3).....	22	0.04

The following variable, SIMHFIT2, indicates whether a respondent received their most recent mental health services from at least one inpatient specialty mental health source in the past year because they were in physical fights. This recode was created by examination of the following source variables: stayed overnight in hospital (YUHOFITE) or residential treatment center (YURSFITE) because they were in physical fights. None of the write-in other-specify values were applicable for this variable. Adults, youths that did not report receiving services from any of the 3 inpatient sources in the past year, and youths that reported receiving services in the past year, but did not indicate a valid reason for receiving services at any of these locations were assigned to the unknown category.

SIMHFIT2 Len : 1 REV YTH LST RCVD INPT SP MH SVC B/C PHYS FIGHT

	Freq	Pct
. = No Trt/Unknwn Reason/Aged 18+ (See comment above)	54895	99.33
0 = Reason Not Indicated (Otherwise)	351	0.64
1 = Reason Indicated (Any source variable=1,3).....	22	0.04

RECODED YOUTH MENTAL HEALTH TREATMENT

The following variable, SIMHFML2, indicates whether a respondent received their most recent mental health services from at least one inpatient specialty mental health source in the past year because they had problems at home or in their family. This recode was created by examination of the following source variables: stayed overnight in hospital (YUHOFMLY) or residential treatment center (YURSFMLY) because they had problems at home or in their family, as well as the write-in other-specify variables: most important reason for staying overnight in a hospital or residential treatment center was because they had problems at home or in their family. A respondent was classified as having indicated that they received mental health services for this reason if any of the above source variables=1, 3 or if any of the write-in other-specify variables indicated home or family problems. Adults, youths that did not report receiving services from either of these inpatient sources in the past year, and youths that reported receiving services in the past year, but did not indicate a valid reason for receiving services at any of these locations were assigned to the unknown category.

SIMHFML2 Len : 1 YTH RCVD LAST INPT SPEC MH SRVC B/C HOME/FAM PROB

	Freq	Pct
. = No Trt/Unknwn Reason/Aged 18+ (See comment above).....	54895	99.33
0 = Reason Not Indicated (Otherwise)	328	0.59
1 = Reason Indicated (See comment above)	45	0.08

The following variable, SIMHFMLY, indicates whether a respondent received their most recent mental health services from at least one inpatient specialty mental health source in the past year because they had problems at home or in their family. This recode was created by examination of the following source variables: stayed overnight in hospital (YUHOFMLY), residential treatment center (YURSFMLY), or in foster care (YUFCFMLY) because they had problems at home or in their family, as well as the write-in other-specify variables: most important reason for staying overnight in a hospital, residential treatment center, or in foster care was because they had problems at home or in their family. A respondent was classified as having indicated that they received mental health services for this reason if any of the above source variables=1,3 or if any of the write-in other-specify variables indicated home or family problems. Adults, youths that did not report receiving services from any of the 3 inpatient sources in the past year, and youths that reported receiving services in the past year, but did not indicate a valid reason for receiving services at any of these locations were assigned to the unknown category.

SIMHFMLY Len : 1 YTH RCVD LAST INPT SPEC MH SRVC B/C HOME/FAM PROB

	Freq	Pct
. = No Trt/Unknwn Reason/Aged 18+ (See comment above).....	54913	99.36
0 = Reason Not Indicated (Otherwise)	300	0.54
1 = Reason Indicated (See comment above)	55	0.10

The following variable, SIMHFRND, indicates whether a respondent received their most recent mental health services from at least one inpatient specialty mental health source in the past year because they had problems with a friend. This recode was created by examination of the following source variables: stayed overnight in hospital (YUHOFRND), residential treatment center (YURSFNRD), or in foster care (YUFCFRND) because they had problems with a friend. None of the write-in other-specify values were applicable for this variable. Adults, youths that did not report receiving services from any of the 3 inpatient sources in the past year, and youths that reported receiving services in the past year, but did not indicate a valid reason for receiving services at any of these locations were assigned to the unknown category.

SIMHFRND Len : 1 YTH RCVD LAST INPT SPEC MH SRVC B/C PROB W/ FRND

	Freq	Pct
. = No Trt/Unknwn Reason/Aged 18+ (See comment above).....	54913	99.36
0 = Reason Not Indicated (Otherwise)	337	0.61
1 = Reason Indicated (Any source variable=1,3).....	18	0.03

The following variable, SIMHFRD2, indicates whether a respondent received their most recent mental health services from at least one inpatient specialty mental health source in the past year because they had problems with a friend. This recode was created by examination of the following source variables: stayed overnight in hospital (YUHOFRND) or residential treatment center (YURSFNRD) because they had problems with a friend. None of the write-in other-specify values were applicable for this variable. Adults, youths that did not report receiving services from either of these inpatient sources in the past year, and youths that reported receiving services in the past year, but did not indicate a valid reason for receiving services at any of these locations were assigned to the unknown category.

SIMHFRD2 Len : 1 REV YTH LST RCVD INPT SP MH SVC B/C PROB W/FRND

	Freq	Pct
. = No Trt/Unknwn Reason/Aged 18+ (See comment above).....	54895	99.33
0 = Reason Not Indicated (Otherwise)	355	0.64
1 = Reason Indicated (Any source variable=1,3).....	18	0.03

RECODED YOUTH MENTAL HEALTH TREATMENT

The following variable, SIMHOTP2, indicates whether a respondent received their most recent mental health services from at least one inpatient specialty mental health source in the past year because they had problems with people other than family or friends. This recode was created by examination of the following source variables: stayed overnight in hospital (YUHOOTPP) or residential treatment center (YURSOTPP) because they had problems with people other than family or friends, as well as the corresponding write-in other-specify variables: most important reason for staying overnight in a hospital or residential treatment center was because they had problems with people other than family or friends. A respondent was classified as having indicated that they received inpatient mental health services for this reason if any of the above source variables=1, 3 or if any of the write-in other-specify variables indicated problems with others. Adults, youths that did not report receiving services from either of these inpatient sources in the past year, and youths that reported receiving services in the past year, but did not indicate a valid reason for receiving services at any of these locations were assigned to the unknown category.

SIMHOTP2 Len : 1 YTH RCVD LST SPC MH SRVC IN PY B/C PRB W/ OTH PERS

	Freq	Pct
. = No Trt/Unknwn Reason/Aged 18+ (See comment above).....	54895	99.33
0 = Reason Not Indicated (Otherwise)	352	0.64
1 = Reason Indicated (See comment above)	21	0.04

The following variable, SIMHOTPP, indicates whether a respondent received their most recent mental health services from at least one inpatient specialty mental health source in the past year because they had problems with people other than family or friends. This recode was created by examination of the following source variables: stayed overnight in hospital (YUHOOTPP), residential treatment center (YURSOTPP), or in foster care (YUFCOTPP) because they had problems with people other than family or friends, as well as the corresponding write-in other-specify variables: most important reason for staying overnight in a hospital, residential treatment center or foster care was because they had problems with people other than family or friends. A respondent was classified as having indicated that they received inpatient mental health services for this reason if any of the above source variables=1,3 or if any of the write-in other-specify variables indicated problems with others. Adults, youths that did not report receiving services from any of the 3 inpatient sources in the past year, and youths that reported receiving services in the past year, but did not indicate a valid reason for receiving services at any of these locations were assigned to the unknown category.

SIMHOTPP Len : 1 YTH RCVD LST SPC MH SRVC IN PY B/C PRB W/ OTH PERS

	Freq	Pct
. = No Trt/Unknwn Reason/Aged 18+ (See comment above).....	54913	99.36
0 = Reason Not Indicated (Otherwise)	331	0.60
1 = Reason Indicated (See comment above)	24	0.04

The following variable, SIMHSCHL, indicates whether a respondent received their most recent mental health services from at least one inpatient specialty mental health source in the past year because they had problems at school. This recode was created by examination of the following source variables: stayed overnight in hospital (YUHOSCHL), residential treatment center (YURSSCHL), or in foster care (YUFCSCHL) because they had problems at school. None of the write-in other-specify values were applicable for this variable. Adults, youths that did not report receiving services from any of the 3 inpatient sources in the past year, and youths that reported receiving services in the past year, but did not indicate a valid reason for receiving services at any of these locations were assigned to the unknown category.

SIMHSCHL Len : 1 YTH RCVD LAST INPT SPEC MH SRVC B/C PROB AT SCH

	Freq	Pct
. = No Trt/Unknwn Reason/Aged 18+ (See comment above).....	54911	99.35
0 = Reason Not Indicated (Otherwise)	306	0.55
1 = Reason Indicated (Any source variable=1,3).....	51	0.09

The following variable, SIMHSCH2, indicates whether a respondent received their most recent mental health services from at least one inpatient specialty mental health source in the past year because they had problems at school. This recode was created by examination of the following source variables: stayed overnight in hospital (YUHOSCHL) or residential treatment center (YURSSCHL) because they had problems at school. None of the write-in other-specify values were applicable for this variable. Adults, youths that did not report receiving services from either of these inpatient sources in the past year, and youths that reported receiving services in the past year, but did not indicate a valid reason for receiving services at any of these locations were assigned to the unknown category.

SIMHSCH2 Len : 1 REV YTH LST RCVD INPT SP MH SVC B/C PROB AT SCH

	Freq	Pct
. = No Trt/Unknwn Reason/Aged 18+ (See comment above).....	54893	99.32
0 = Reason Not Indicated (Otherwise)	327	0.59
1 = Reason Indicated (Any source variable=1,3).....	48	0.09

RECODED YOUTH MENTAL HEALTH TREATMENT

The following variable, SIMHMEN2, indicates whether a respondent received their most recent mental health services from at least one inpatient specialty mental health source in the past year because they had a diagnosed mental disorder. This recode was created based only on responses to other-specify write-in variables: most important reason for staying overnight in a hospital or residential treatment center was because they had a diagnosed mental disorder. A respondent was classified as having indicated that they received mental health services for this reason if any of the above other-specify variables indicated reasons related to mental disorders. Adults, youths that did not report receiving services from either of these inpatient sources in the past year, and youths that reported receiving services in the past year, but did not indicate a valid reason for receiving services at any of these locations were assigned to the unknown category.

SIMHMEN2 Len : 1 YTH RCVD LAST INPT SPEC MH SRVC B/C DIAG MNTL DIS

	Freq	Pct
. = No Trt/Unknwn Reason/Aged 18+ (See comment above).....	54894	99.32
0 = Reason Not Indicated (Otherwise).....	363	0.66
1 = Reason Indicated (See comment above).....	11	0.02

The following variable, SIMHMEND, indicates whether a respondent received their most recent mental health services from at least one inpatient specialty mental health source in the past year because they had a diagnosed mental disorder. This recode was created based only on responses to other-specify write-in variables: most important reason for staying overnight in a hospital, residential treatment center, or in foster care was because they had a diagnosed mental disorder. A respondent was classified as having indicated that they received mental health services for this reason if any of the above other-specify variables indicated reasons related to mental disorders. Adults, youths that did not report receiving services from any of the 3 inpatient sources in the past year, and youths that reported receiving services in the past year, but did not indicate a valid reason for receiving services at any of these locations were assigned to the unknown category.

SIMHMEND Len : 1 YTH RCVD LAST INPT SPEC MH SRVC B/C DIAG MNTL DIS

	Freq	Pct
. = No Trt/Unknwn Reason/Aged 18+ (See comment above).....	54912	99.36
0 = Reason Not Indicated (Otherwise).....	345	0.62
1 = Reason Indicated (See comment above).....	11	0.02

The following variable, SIMHOTH2, indicates whether a respondent received their most recent mental health services from at least one inpatient specialty mental health source in the past year because of some other reason. This recode was created based only on responses to other-specify write-in variables: most important reason for staying overnight in a hospital, residential treatment center, or in foster care was because of some other reason. A respondent was classified as having indicated that they received mental health services for this reason if any of the above other-specify variables indicated some other reason, not otherwise specified. Adults, youths that did not report receiving services from any of the 3 inpatient sources in the past year, and youths that reported receiving services in the past year, but did not indicate a valid reason for receiving services at any of these locations were assigned to the unknown category.

SIMHOTH2 Len : 1 YTH RCVD LAST SPEC MH SRVC IN PY B/C OTHER REASONS

	Freq	Pct
. = No Trt/Unknwn Reason/Aged 18+ (See comment above).....	54912	99.36
0 = Reason Not Indicated (Otherwise).....	318	0.58
1 = Reason Indicated (See comment above).....	38	0.07

The following variable, SIMHOTH3, indicates whether a respondent received their most recent mental health services from at least one inpatient specialty mental health source in the past year because of some other reason. This recode was created based only on responses to other-specify write-in variables: most important reason for staying overnight in a hospital or residential treatment center was because of some other reason. A respondent was classified as having indicated that they received mental health services for this reason if any of the above other-specify variables indicated some other reason, not otherwise specified. Adults, youths that did not report receiving services from either of these inpatient sources in the past year, and youths that reported receiving services in the past year, but did not indicate a valid reason for receiving services at any of these locations were assigned to the unknown category.

SIMHOTH3 Len : 1 YTH RCVD LAST SPEC MH SRVC IN PY B/C OTHER REASONS

	Freq	Pct
. = No Trt/Unknwn Reason/Aged 18+ (See comment above).....	54895	99.33
0 = Reason Not Indicated (Otherwise).....	337	0.61
1 = Reason Indicated (See comment above).....	36	0.07

RECODED YOUTH MENTAL HEALTH TREATMENT

NOTE: The following 13 variables contain the reasons that youths received their most recent mental health services from at least one outpatient specialty mental health source for emotional or behavioral problems not caused by alcohol or drugs.

The following variable, SOMHSUI, indicates whether a respondent received their most recent mental health services from at least one outpatient specialty mental health source in the past year because they thought about or tried to kill themselves. This recode was created by examination of the following sources: visited a day treatment program (YUDYSUIC), mental health center (YUMHSUIC), private therapist (YUTPSUIC), or received treatment from an in-home therapist (YUIHSUIC) because of suicidal thoughts. None of the write-in other-specify values were applicable for this variable. Adults, youths that did not report receiving services from any of the 4 outpatient sources in the past year, and youths that reported receiving services in the past year, but did not indicate a valid reason for receiving services at any of these locations were assigned to the unknown category.

SOMHSUI Len : 1 YTH RCVD LAST OUTPT SPEC MH SRVC B/C TRIED SUIC

	Freq	Pct
. = No Trt/Unknwn Reason/Aged 18+ (See comment above).....	53230	96.31
0 = Reason Not Indicated (Otherwise).....	1597	2.89
1 = Reason Indicated (Any source variable=1,3).....	441	0.80

The following variable, SOMHDPR, indicates whether a respondent received their most recent mental health services from at least one outpatient specialty mental health source in the past year because they were depressed. This recode was created by examination of the following source variables: visited a day treatment program (YUDYDEPR), mental health center (YUMHDEPR), private therapist (YUTPDEPR), and received treatment from in-home therapist (YUIHDEPR) because they were depressed. None of the write-in other-specify values were applicable for this variable. Adults, youths that did not report receiving services from any of the 4 outpatient sources in the past year, and youths that reported receiving services in the past year, but did not indicate a valid reason for receiving services at any of these locations were assigned to the unknown category.

SOMHDPR Len : 1 YTH RCVD LAST OUTPT SPEC MH SRVC B/C DEPRESSED

	Freq	Pct
. = No Trt/Unknwn Reason/Aged 18+ (See comment above).....	53226	96.31
0 = Reason Not Indicated (Otherwise).....	993	1.80
1 = Reason Indicated (Any source variable=1,3).....	1049	1.90

The following variable, SOMHFEA, indicates whether a respondent received their most recent mental health services from at least one outpatient specialty mental health source in the past year because they were afraid/tense. This recode was created by examination of the following source variables: visited a day treatment program (YUDYFEAR), mental health center (YUMHFEAR), private therapist (YUTPFEAR), and received treatment from an in-home therapist (YUIHFEAR) because they were afraid/tense. None of the write-in other-specify values were applicable for this variable. Adults, youths that did not report receiving services from any of the 4 outpatient sources in the past year, and youths that reported receiving services in the past year, but did not indicate a valid reason for receiving services at any of these locations were assigned to the unknown category.

SOMHFEA Len : 1 YTH RCVD LAST OUTPT SPEC MH SRVC B/C AFRAID/TENSE

	Freq	Pct
. = No Trt/Unknwn Reason/Aged 18+ (See comment above).....	53238	96.33
0 = Reason Not Indicated (Otherwise).....	1563	2.83
1 = Reason Indicated (Any source variable=1,3).....	467	0.84

The following variable, SOMHBRK, indicates whether a respondent received their most recent mental health services from at least one outpatient specialty mental health source in the past year because they broke rules or "acted out". This recode was created by examination of the following source variables: visited a day treatment program (YUDYBKRU), mental health center (YUMHBKRU), private therapist (YUTPBKRU), and received treatment from an in-home therapist (YUIHBKRU) because they broke rules or "acted out". None of the write-in other-specify values were applicable for this variable. Adults, youths that did not report receiving services from any of the 4 outpatient sources in the past year, and youths that reported receiving services in the past year, but did not indicate a valid reason for receiving services at any of these locations were assigned to the unknown category.

SOMHBRK Len : 1 YTH RCVD LAST OUTPT SPEC MH SRVC B/C BROKE RULE

	Freq	Pct
. = No Trt/Unknwn Reason/Aged 18+ (See comment above).....	53232	96.32
0 = Reason Not Indicated (Otherwise).....	1539	2.78
1 = Reason Indicated (Any source variable=1,3).....	497	0.90

RECORDED YOUTH MENTAL HEALTH TREATMENT

The following variable, SOMHEAT, indicates whether a respondent received their most recent mental health services from at least one outpatient specialty mental health source in the past year because they had eating problems. This recode was created by examination of the following source variables: visited a day treatment program (YUDYEATP), mental health center (YUMHEATP), private therapist (YUTPEATP), and received treatment from an in-home therapist (YUIHEATP) because they had eating problems. None of the write-in other-specify values were applicable for this variable. Adults, youths that did not report receiving services from any of the 4 outpatient sources in the past year, and youths that reported receiving services in the past year, but did not indicate a valid reason for receiving services at any of these locations were assigned to the unknown category.

SOMHEAT Len : 1 YTH RCVD LAST OUTPT SPEC MH SRVC B/C EATING PROBS

	Freq	Pct
. = No Trt/Unknwn Reason/Aged 18+ (See comment above).....	53236	96.32
0 = Reason Not Indicated (Otherwise).....	1840	3.33
1 = Reason Indicated (Any source variable=1,3).....	192	0.35

The following variable, SOMHANGR, indicates whether a respondent received their most recent mental health services from at least one outpatient specialty mental health source in the past year because they had problems controlling anger. This recode was created by examination of the following source variables: visited a day treatment program (YUDYANGR), mental health center (YUMHANGR), private therapist (YUTPANGR), and received treatment from an in-home therapist (YUIHANGR) because they had trouble controlling anger. None of the write-in other-specify values were applicable for this variable. Adults, youths that did not report receiving services from any of the 4 outpatient sources in the past year, and youths that reported receiving services in the past year, but did not indicate a valid reason for receiving services at any of these locations were assigned to the unknown category.

SOMHANGR Len : 1 YTH RCVD LAST OUTPT SPEC MH SRVC B/C ANGER CONTROL

	Freq	Pct
. = No Trt/Unknwn Reason/Aged 18+ (See comment above).....	53228	96.31
0 = Reason Not Indicated (Otherwise).....	1668	3.02
1 = Reason Indicated (Any source variable=1,3).....	372	0.67

The following variable, SOMHFITE, indicates whether a respondent received their most recent mental health services from at least one outpatient specialty mental health source in the past year because they were in physical fights. This recode was created by examination of the following source variables: visited a day treatment program (YUDYFITE), mental health center (YUMHFITE), private therapist (YUTPFITE), and received treatment from an in-home therapist (YUIHFITE) because they were in physical fights. None of the write-in other-specify values were applicable for this variable. Adults, youths that did not report receiving services from any of the 4 outpatient sources in the past year, and youths that reported receiving services in the past year, but did not indicate a valid reason for receiving services at any of these locations were assigned to the unknown category.

SOMHFITE Len : 1 YTH RCVD LAST OUTPT SPEC MH SRVC B/C PHYS FIGHT

	Freq	Pct
. = No Trt/Unknwn Reason/Aged 18+ (See comment above).....	53241	96.33
0 = Reason Not Indicated (Otherwise).....	1934	3.50
1 = Reason Indicated (Any source variable=1,3).....	93	0.17

The following variable, SOMHFMLY, indicates whether a respondent received their most recent mental health services from at least one outpatient specialty mental health source in the past year because they had problems at home or in their family. This recode was created by examination of the following source variables: visited a day treatment program (YUDYFMLY), mental health center (YUMHFMLY), private therapist (YUTPFMLY), and received treatment from an in-home therapist (YUIHFMLY) because they had problems at home or in their family, as well as the write-in other-specify variables: most important reason for visits to a day treatment program, mental health center, private therapist, and treatment from an in-home therapist was because they had problems at home or in their family. A respondent was classified as having indicated that they received mental health services for this reason if any of the above source variables=1,3 or if any of the write-in other-specify variables indicated home or family problems. Adults, youths that did not report receiving services from any of the 4 outpatient sources in the past year, and youths that reported receiving services in the past year, but did not indicate a valid reason for receiving services at any of these locations were assigned to the unknown category.

SOMHFMLY Len : 1 YTH RCVD LAST OUTPT SPEC MH SRVC B/C HOME/FAM PROB

	Freq	Pct
. = No Trt/Unknwn Reason/Aged 18+ (See comment above).....	53229	96.31
0 = Reason Not Indicated (Otherwise).....	1422	2.57
1 = Reason Indicated (See comment above).....	617	1.12

RECORDED YOUTH MENTAL HEALTH TREATMENT

The following variable, SOMHFRND, indicates whether a respondent received their most recent mental health services from at least one outpatient specialty mental health source in the past year because they had problems with a friend. This recode was created by examination of the following source variables: visited a day treatment program (YUDYFRND), mental health center (YUMHFRND), private therapist (YUTPFRND), and received treatment from an in-home therapist (YUIHFRND) because they had problems with a friend. None of the write-in other-specify values were applicable for this variable. Adults, youths that did not report receiving services from any of the 4 outpatient sources in the past year, and youths that reported receiving services in the past year, but did not indicate a valid reason for receiving services at any of these locations were assigned to the unknown category.

SOMHFRND Len : 1 YTH RCVD LAST OUTPT SPEC MH SRVC B/C PROB W/ FRND

	Freq	Pct
. = No Trt/Unknwn Reason/Aged 18+ (See comment above).....	53236	96.32
0 = Reason Not Indicated (Otherwise).....	1772	3.21
1 = Reason Indicated (Any source variable=1,3).....	260	0.47

The following variable, SOMHOTPP, indicates whether a respondent received their most recent mental health services from at least one outpatient specialty mental health source in the past year because they had had problems with people other than family or friends. This recode was created by examination of the following source variables: visited a day treatment program (YUDYOTPP), mental health center (YUMHOTPP), private therapist (YUTPOTPP), and received treatment from an in-home therapist (YUIHOTPP) because they had problems with people other than family or friends, as well as the write-in other-specify variables: most important reason visited a day treatment program, mental health center, private therapist, and received treatment from an in-home therapist was because they had problems with other people other than family or friends. A respondent was classified as having indicated that they received mental health services for this reason if any of the above source variables=1,3 or if any of the write-in other-specify variables indicated problems with others. Adults, youths that did not report receiving services from any of the 4 outpatient sources in the past year, and youths that reported receiving services in the past year, but did not indicate a valid reason for receiving services at any of these locations were assigned to the unknown category.

SOMHOTPP Len : 1 YTH RCVD LST OUTP SPC MH SRVC B/C PROB W/ OTH PERS

	Freq	Pct
. = No Trt/Unknwn Reason/Aged 18+ (See comment above).....	53239	96.33
0 = Reason Not Indicated (Otherwise).....	1824	3.30
1 = Reason Indicated (See comment above).....	205	0.37

The following variable, SOMHSCHL, indicates whether a respondent received their most recent mental health services from at least one outpatient specialty mental health source in the past year because they had problems at school. This recode was created by examination of the following source variables: visited a day treatment program (YUDYSCHL), mental health center (YUMHSCHL), private therapist (YUTPSCHL), and received treatment from an in-home therapist (YUIHSCHL) because they had problems at school. None of the write-in other-specify values were applicable for this variable. Adults, youths that did not report receiving services from any of the 4 outpatient sources in the past year, and youths that reported receiving services in the past year, but did not indicate a valid reason for receiving services at any of these locations were assigned to the unknown category.

SOMHSCHL Len : 1 YTH RCVD LAST OUTPT SPEC MH SRVC B/C PROB AT SCH

	Freq	Pct
. = No Trt/Unknwn Reason/Aged 18+ (See comment above).....	53232	96.32
0 = Reason Not Indicated (Otherwise).....	1671	3.02
1 = Reason Indicated (Any source variable=1,3).....	365	0.66

The following variable, SOMHMEND, indicates whether a respondent received their most recent mental health services from at least one outpatient specialty mental health source in the past year because they had a diagnosed mental disorder. This recode was based only on responses to other-specify write-in variables: most important reason visited a day treatment program, mental health center, private therapist, and received treatment from an in-home therapist was because they had a diagnosed mental disorder. A respondent was classified as having indicated that they received mental health services for this reason if any of the above other-specify variables indicated reasons related to mental disorders. Adults, youths that did not report receiving services from any of the 4 outpatient sources in the past year, and youths that reported receiving services in the past year, but did not indicate a valid reason for receiving services at any of these locations were assigned to the unknown category.

SOMHMEND Len : 1 YTH RCVD LAST OUTPT SPEC MH SRVC B/C DIAG MNTL DIS

	Freq	Pct
. = No Trt/Unknwn Reason/Aged 18+ (See comment above).....	53240	96.33
0 = Reason Not Indicated (Otherwise).....	1961	3.55
1 = Reason Indicated (See comment above).....	67	0.12

RECODED YOUTH MENTAL HEALTH TREATMENT

The following variable, SOMHOTH2, indicates whether a respondent received their most recent mental health services from at least one outpatient specialty mental health source in the past year because of some other reasons. This recode was created based only on responses to other-specify write-in variables: most important reason visited a day treatment program, mental health center, private therapist, or received treatment from an in-home therapist was because of some other reason. A respondent was classified as having indicated that they received mental health services for this reason if any of the write-in other-specify variables indicated some other reason, not otherwise specified. Adults, youths that did not report receiving services from any of the 4 outpatient sources in the past year, and youths that reported receiving services in the past year, but did not indicate a valid reason for receiving services at any of these locations were assigned to the unknown category.

SOMHOTH2 Len : 1 YTH RCVD LAST OUTPT SPEC MH SRVC B/C OTHER REASONS

	Freq	Pct
. = No Trt/Unknwn Reason/Aged 18+ (See comment above).....	53241	96.33
0 = Reason Not Indicated (Otherwise)	1803	3.26
1 = Reason Indicated (See comment above)	224	0.41

NOTE: The following 13 variables contain the reasons that youths received their most recent mental health services from at least one specialty mental health source for emotional or behavioral problems not caused by alcohol or drugs.

The following variable, SMHSUI, indicates whether a respondent received their most recent mental health services from at least one specialty mental health source in the past year because they thought about or tried to kill themselves. This recode was created by examination of the following source variables: stayed overnight in hospital (YUHOSUIC), residential treatment center (YURSSUIC), in foster care (YUFCSUIC), or visited a day treatment program (YUDYSUIC), mental health center (YUMHSUIC), private therapist (YUTPSUIC), or received treatment from an in-home therapist (YUIHSUIC) because of suicidal thoughts. None of the write-in other-specify values were applicable for this variable. Adults, youths that did not report receiving services from any of the 7 specialty sources in the past year, and youths that reported receiving services in the past year, but did not indicate a valid reason for receiving services at any of these locations were assigned to the unknown category.

SMHSUI Len : 1 YTH RCVD LAST SPEC MH SRVC IN PY B/C TRIED SUIC

	Freq	Pct
. = No Trt/Unknwn Reason/Aged 18+ (See comment above).....	53113	96.10
0 = Reason Not Indicated (Otherwise)	1638	2.96
1 = Reason Indicated (Any source variable=1,3).....	517	0.94

NOTE: The following 13 variables contain the reasons that youths received their most recent mental health services from at least one specialty mental health source for emotional or behavioral problems not caused by alcohol or drugs. These variables are not comparable to similar named variables found in previous NSDUHs due to the relocation of foster care into the nonspecialty treatment category instead of the specialty treatment category where it previously was included.

The following variable, SMHSUI2, indicates whether a respondent received their most recent mental health services from at least one specialty mental health source in the past year because they thought about or tried to kill themselves. This recode was created by examination of the following source variables: stayed overnight in hospital (YUHOSUIC), residential treatment center (YURSSUIC), or visited a day treatment program (YUDYSUIC), mental health center (YUMHSUIC), private therapist (YUTPSUIC), or received treatment from an in-home therapist (YUIHSUIC) because of suicidal thoughts. None of the write-in other-specify values were applicable for this variable. Adults, youths that did not report receiving services from any of the 6 specialty sources in the past year, and youths that reported receiving services in the past year, but did not indicate a valid reason for receiving services at any of these locations were assigned to the unknown category.

SMHSUI2 Len : 1 REV YTH LST RCVD SP MH SVC IN PY BC TRIED SUIC

	Freq	Pct
. = No Trt/Unknwn Reason/Aged 18+ (See comment above).....	53109	96.09
0 = Reason Not Indicated (Otherwise)	1651	2.99
1 = Reason Indicated (Any source variable=1,3).....	508	0.92

The following variable, SMHDPR2, indicates whether a respondent received their most recent mental health services from at least one specialty mental health source in the past year because they were depressed. This recode was created by examination of the following source variables: stayed overnight in hospital (YUHODEPR), residential treatment center (YURSDEPR), or visited a day treatment program (YUDYDEPR), mental health center (YUMHDEPR), private therapist (YUTPDEPR), or received treatment from an in-home therapist (YUIHDEPR) because they were depressed. None of the write-in other-specify values were applicable for this variable. Adults, youths that did not report receiving services from any of the 6 specialty sources in the past year, and youths that reported receiving services in the past year, but did not indicate a valid reason for receiving services at any of these locations were assigned to the unknown category.

SMHDPR2 Len : 1 REV YTH LST RCVD SP MH SVC IN PY BC DEPRESSED

	Freq	Pct
. = No Trt/Unknwn Reason/Aged 18+ (See comment above).....	53103	96.08
0 = Reason Not Indicated (Otherwise)	1057	1.91
1 = Reason Indicated (Any source variable=1,3).....	1108	2.00

RECODED YOUTH MENTAL HEALTH TREATMENT

The following variable, SMHDPR, indicates whether a respondent received their most recent mental health services from at least one specialty mental health source in the past year because they were depressed. This recode was created by examination of the following source variables: stayed overnight in hospital (YUHODEPR), residential treatment center (YURSDEPR), in foster care (YUFCDEPR), or visited a day treatment program (YUDYDEPR), mental health center (YUMHDEPR), private therapist (YUTPDEPR), or received treatment from an in-home therapist (YUIHDEPR) because they were depressed. None of the write-in other-specify values were applicable for this variable. Adults, youths that did not report receiving services from any of the 7 specialty sources in the past year, and youths that reported receiving services in the past year, but did not indicate a valid reason for receiving services at any of these locations were assigned to the unknown category.

SMHDPR Len : 1 YTH RCVD LAST SPEC MH SRVC IN PY B/C DEPRESSED

	Freq	Pct
. = No Trt/Unknwn Reason/Aged 18+ (See comment above).....	53108	96.09
0 = Reason Not Indicated (Otherwise).....	1044	1.89
1 = Reason Indicated (Any source variable=1,3).....	1116	2.02

The following variable, SMHFEA, indicates whether a respondent received their most recent mental health services from at least one specialty mental health source in the past year because they were afraid/tense. This recode was created by examination of the following source variables: stayed overnight in hospital (YUHOFEAR), residential treatment center (YURSFEAR), in foster care (YUFCFEAR), or visited a day treatment program (YUDYFEAR), mental health center (YUMHFEAR), private therapist (YUTPFEAR), or received treatment from an in-home therapist (YUIHFEAR) because they were afraid/tense. None of the write-in other-specify values were applicable for this variable. Adults, youths that did not report receiving services from any of the 7 specialty sources in the past year, and youths that reported receiving services in the past year, but did not indicate a valid reason for receiving services at any of these locations were assigned to the unknown category.

SMHFEA Len : 1 YTH RCVD LAST SPEC MH SRVC IN PY B/C AFRAID/TENSE

	Freq	Pct
. = No Trt/Unknwn Reason/Aged 18+ (See comment above).....	53129	96.13
0 = Reason Not Indicated (Otherwise).....	1641	2.97
1 = Reason Indicated (Any source variable=1,3).....	498	0.90

The following variable, SMHFEA2, indicates whether a respondent received their most recent mental health services from at least one specialty mental health source in the past year because they were afraid/tense. This recode was created by examination of the following source variables: stayed overnight in hospital (YUHOFEAR), residential treatment center (YURSFEAR), or visited a day treatment program (YUDYFEAR), mental health center (YUMHFEAR), private therapist (YUTPFEAR), or received treatment from an in-home therapist (YUIHFEAR) because they were afraid/tense. None of the write-in other-specify values were applicable for this variable. Adults, youths that did not report receiving services from any of the 6 specialty sources in the past year, and youths that reported receiving services in the past year, but did not indicate a valid reason for receiving services at any of these locations were assigned to the unknown category.

SMHFEA2 Len : 1 REV YTH LST RCVD SP MH SVC IN PY BC AFRAID/TENSE

	Freq	Pct
. = No Trt/Unknwn Reason/Aged 18+ (See comment above).....	53123	96.12
0 = Reason Not Indicated (Otherwise).....	1651	2.99
1 = Reason Indicated (Any source variable=1,3).....	494	0.89

The following variable, SMHBRK2, indicates whether a respondent received their most recent mental health services from at least one specialty mental health source in the past year because they broke rules or "acted out". This recode was created by examination of the following source variables: stayed overnight in hospital (YUHOBKRU), residential treatment center (YURSBKRU), or visited a day treatment program (YUDYBKRU), mental health center (YUMHBKRU), private therapist (YUTPBKRU), or received treatment from an in-home therapist (YUIHBKRU) because they broke rules or "acted out". None of the write-in other-specify values were applicable for this variable. Adults, youths that did not report receiving services from any of the 6 specialty sources in the past year, and youths that reported receiving services in the past year, but did not indicate a valid reason for receiving services at any of these locations were assigned to the unknown category.

SMHBRK2 Len : 1 REV YTH LST RCVD SP MH SVC IN PY BC BROKE RULES

	Freq	Pct
. = No Trt/Unknwn Reason/Aged 18+ (See comment above).....	53116	96.11
0 = Reason Not Indicated (Otherwise).....	1622	2.93
1 = Reason Indicated (Any source variable=1,3).....	530	0.96

RECODED YOUTH MENTAL HEALTH TREATMENT

The following variable, SMHBRK, indicates whether a respondent received their most recent mental health services from at least one specialty mental health source in the past year because they broke rules or "acted out". This recode was created by examination of the following source variables: stayed overnight in hospital (YUHOBKRU), residential treatment center (YURSBKRU), in foster care (YUFCKBKRU), or visited a day treatment program (YUDYBKRU), mental health center (YUMHBKRU), private therapist (YUTPBKRU), or received treatment from an in-home therapist (YUIHBKRU) because they broke rules or "acted out". None of the write-in other-specify values were applicable for this variable. Adults, youths that did not report receiving services from any of the 7 specialty sources in the past year, and youths that reported receiving services in the past year, but did not indicate a valid reason for receiving services at any of these locations were assigned to the unknown category.

SMHBRK Len : 1 YTH RCVD LAST SPEC MH SRVC IN PY B/C BROKE RULES

	Freq	Pct
. = No Trt/Unknwn Reason/Aged 18+ (See comment above).....	53122	96.12
0 = Reason Not Indicated (Otherwise).....	1612	2.92
1 = Reason Indicated (Any source variable=1,3).....	534	0.97

The following variable, SMHEAT, indicates whether a respondent received their most recent mental health services from at least one specialty mental health source in the past year because they had eating problems. This recode was created by examination of the following source variables: stayed overnight in hospital (YUHOEATP), residential treatment center (YURSEATP), in foster care (YUFCEATP), or visited a day treatment program (YUDYEATP), mental health center (YUMHEATP), private therapist (YUTPEATP), or received treatment from an in-home therapist (YUIHEATP) because they had eating problems. None of the write-in other-specify values were applicable for this variable. Adults, youths that did not report receiving services from any of the 7 specialty sources in the past year, and youths that reported receiving services in the past year, but did not indicate a valid reason for receiving services at any of these locations were assigned to the unknown category.

SMHEAT Len : 1 YTH RCVD LAST SPEC MH SRVC IN PY B/C EATING PROBS

	Freq	Pct
. = No Trt/Unknwn Reason/Aged 18+ (See comment above).....	53131	96.13
0 = Reason Not Indicated (Otherwise).....	1923	3.48
1 = Reason Indicated (Any source variable=1,3).....	214	0.39

The following variable, SMHEAT2, indicates whether a respondent received their most recent mental health services from at least one specialty mental health source in the past year because they had eating problems. This recode was created by examination of the following source variables: stayed overnight in hospital (YUHOEATP), residential treatment center (YURSEATP), or visited a day treatment program (YUDYEATP), mental health center (YUMHEATP), private therapist (YUTPEATP), or received treatment from an in-home therapist (YUIHEATP) because they had eating problems. None of the write-in other-specify values were applicable for this variable. Adults, youths that did not report receiving services from any of the 6 specialty sources in the past year, and youths that reported receiving services in the past year, but did not indicate a valid reason for receiving services at any of these locations were assigned to the unknown category.

SMHEAT2 Len : 1 REV YTH LST RCVD SP MH SVC IN PY BC EATING PROBS

	Freq	Pct
. = No Trt/Unknwn Reason/Aged 18+ (See comment above).....	53124	96.12
0 = Reason Not Indicated (Otherwise).....	1934	3.50
1 = Reason Indicated (Any source variable=1,3).....	210	0.38

The following variable, SMHANGR2, indicates whether a respondent received their most recent mental health services from at least one specialty mental health source in the past year because they had trouble controlling anger. This recode was created by examination of the following source variables: stayed overnight in hospital (YUHOANGR), residential treatment center (YURSANGR), or visited a day treatment program (YUDYANGR), mental health center (YUMHANGR), private therapist (YUTPANGR), or received treatment from an in-home therapist (YUIHANGR) because they had trouble controlling anger. None of the write-in other-specify values were applicable for this variable. Adults, youths that did not report receiving services from any of the 6 specialty sources in the past year, and youths that reported receiving services in the past year, but did not indicate a valid reason for receiving services at any of these locations were assigned to the unknown category.

SMHANGR2 Len : 1 REV YTH LST RCVD SP MH SVC IN PY BC ANGER CNTRL

	Freq	Pct
. = No Trt/Unknwn Reason/Aged 18+ (See comment above).....	53110	96.10
0 = Reason Not Indicated (Otherwise).....	1761	3.19
1 = Reason Indicated (Any source variable=1,3).....	397	0.72

RECODED YOUTH MENTAL HEALTH TREATMENT

The following variable, SMHANGR, indicates whether a respondent received their most recent mental health services from at least one specialty mental health source in the past year because they had trouble controlling anger. This recode was created by examination of the following source variables: stayed overnight in hospital (YUHOANGR), residential treatment center (YURSANGR), in foster care (YUFCANGR), or visited a day treatment program (YUDYANGR), mental health center (YUMHANGR), private therapist (YUTPANGR), or received treatment from an in-home therapist (YUIHANGR) because they had trouble controlling anger. None of the write-in other-specify values were applicable for this variable. Adults, youths that did not report receiving services from any of the 7 specialty sources in the past year, and youths that reported receiving services in the past year, but did not indicate a valid reason for receiving services at any of these locations were assigned to the unknown category.

SMHANGR Len : 1 YTH RCVD LAST SPEC MH SRVC IN PY B/C ANGER CONTROL

	Freq	Pct
. = No Trt/Unknwn Reason/Aged 18+ (See comment above).....	53115	96.10
0 = Reason Not Indicated (Otherwise).....	1754	3.17
1 = Reason Indicated (Any source variable=1,3).....	399	0.72

The following variable, SMHFITE, indicates whether a respondent received their most recent mental health services from at least one specialty mental health source in the past year because they were in physical fights. This recode was created by examination of the following source variables: stayed overnight in hospital (YUHOFITE), residential treatment center (YURSFITE), in foster care (YUFCFITE), or visited a day treatment program (YUDYFITE), mental health center (YUMHFITE), private therapist (YUTPFITE), or received treatment from an in-home therapist (YUIHFITE) because they were in physical fights. None of the write-in other-specify values were applicable for this variable. Adults, youths that did not report receiving services from any of the 7 specialty sources in the past year, and youths that reported receiving services in the past year, but did not indicate a valid reason for receiving services at any of these locations were assigned to the unknown category.

SMHFITE Len : 1 YTH RCVD LAST SPEC MH SRVC IN PY B/C PHYS FIGHT

	Freq	Pct
. = No Trt/Unknwn Reason/Aged 18+ (See comment above).....	53135	96.14
0 = Reason Not Indicated (Otherwise).....	2028	3.67
1 = Reason Indicated (Any source variable=1,3).....	105	0.19

The following variable, SMHFITE2, indicates whether a respondent received their most recent mental health services from at least one specialty mental health source in the past year because they were in physical fights. This recode was created by examination of the following source variables: stayed overnight in hospital (YUHOFITE), residential treatment center (YURSFITE), or visited a day treatment program (YUDYFITE), mental health center (YUMHFITE), private therapist (YUTPFITE), or received treatment from an in-home therapist (YUIHFITE) because they were in physical fights. None of the write-in other-specify values were applicable for this variable. Adults, youths that did not report receiving services from any of the 6 specialty sources in the past year, and youths that reported receiving services in the past year, but did not indicate a valid reason for receiving services at any of these locations were assigned to the unknown category.

SMHFITE2 Len : 1 REV YTH LST RCVD SP MH SVC IN PY BC PHYS FIGHT

	Freq	Pct
. = No Trt/Unknwn Reason/Aged 18+ (See comment above).....	53128	96.13
0 = Reason Not Indicated (Otherwise).....	2035	3.68
1 = Reason Indicated (Any source variable=1,3).....	105	0.19

The following variable, SMHFMLY2, indicates whether a respondent received their most recent mental health services from at least one specialty mental health source in the past year because they had problems at home or in their family. This recode was created by examination of the following source variables: stayed overnight in hospital (YUHOFMLY), residential treatment center (YURSFMLY), or visited a day treatment program (YUDYFMLY), mental health center (YUMHFMLY), private therapist (YUTPFMLY), or received treatment from an in-home therapist (YUIHFMLY) because they had problems at home or in their family, as well as the write-in other-specify variables: most important reason for staying overnight in a hospital, residential treatment center, or visited a day treatment program, mental health center, private therapist, or received treatment from an in-home therapist was because they had problems at home or in their family. A respondent was classified as having indicated that they received mental health services for this reason if any of the above source variables=1, 3 or if any of the write-in other-specify variables indicated home or family problems. Adults, youths that did not report receiving services from any of the 6 specialty sources in the past year, and youths that reported receiving services in the past year, but did not indicate a valid reason for receiving services at any of these locations were assigned to the unknown category.

SMHFMLY2 Len : 1 YTH RCVD LAST SPEC MH SRVC IN PY B/C HOME/FAM PRB

	Freq	Pct
. = No Trt/Unknwn Reason/Aged 18+ (See comment above).....	53111	96.10
0 = Reason Not Indicated (Otherwise).....	1519	2.75
1 = Reason Indicated (See comment above).....	638	1.15

RECODED YOUTH MENTAL HEALTH TREATMENT

The following variable, SMHFMLY, indicates whether a respondent received their most recent mental health services from at least one specialty mental health source in the past year because they had problems at home or in their family. This recode was created by examination of the following source variables: stayed overnight in hospital (YUHOFMLY), residential treatment center (YURSFMLY), in foster care (YUFCFMLY), or visited a day treatment program (YUDYFMLY), mental health center (YUMHFMLY), private therapist (YUTPFMLY), or received treatment from an in-home therapist (YUIHFMLY) because they had problems at home or in their family, as well as the write-in other-specify variables: most important reason for staying overnight in a hospital, residential treatment center, in foster care, or visited a day treatment program, mental health center, private therapist, or received treatment from an in-home therapist was because they had problems at home or in their family. A respondent was classified as having indicated that they received mental health services for this reason if any of the above source variables=1,3 or if any of the write-in other-specify variables indicated home or family problems. Adults, youths that did not report receiving services from any of the 7 specialty sources in the past year, and youths that reported receiving services in the past year, but did not indicate a valid reason for receiving services at any of these locations were assigned to the unknown category.

SMHFMLY Len : 1 YTH RCVD LAST SPEC MH SRVC IN PY B/C HOME/FAM PRB

	Freq	Pct
. = No Trt/Unknwn Reason/Aged 18+ (See comment above)	53118	96.11
0 = Reason Not Indicated (Otherwise)	1506	2.72
1 = Reason Indicated (See comment above)	644	1.17

The following variable, SMHFRND, indicates whether a respondent received their most recent mental health services from at least one specialty mental health source in the past year because they had problems with a friend. This recode was created by examination of the following source variables: stayed overnight in hospital (YUHOFRND), residential treatment center (YURSFRND), in foster care (YUFCFRND), or visited a day treatment program (YUDYFRND), mental health center (YUMHFRND), private therapist (YUTPFRND), or received treatment from an in-home therapist (YUIHFRND) because they had problems with a friend. None of the write-in other-specify values were applicable for this variable. Adults, youths that did not report receiving services from any of the 7 specialty sources in the past year, and youths that reported receiving services in the past year, but did not indicate a valid reason for receiving services at any of these locations were assigned to the unknown category.

SMHFRND Len : 1 YTH RCVD LAST SPEC MH SRVC IN PY B/C PROB W/ FRND

	Freq	Pct
. = No Trt/Unknwn Reason/Aged 18+ (See comment above)	53130	96.13
0 = Reason Not Indicated (Otherwise)	1869	3.38
1 = Reason Indicated (Any source variable=1,3).....	269	0.49

The following variable, SMHFRND2, indicates whether a respondent received their most recent mental health services from at least one specialty mental health source in the past year because they had problems with a friend. This recode was created by examination of the following source variables: stayed overnight in hospital (YUHOFRND), residential treatment center (YURSFRND), or visited a day treatment program (YUDYFRND), mental health center (YUMHFRND), private therapist (YUTPFRND), or received treatment from an in-home therapist (YUIHFRND) because they had problems with a friend. None of the write-in other-specify values were applicable for this variable. Adults, youths that did not report receiving services from any of the 6 specialty sources in the past year, and youths that reported receiving services in the past year, but did not indicate a valid reason for receiving services at any of these locations were assigned to the unknown category.

SMHFRND2 Len : 1 REV YTH LST RCVD SP MH SVC IN PY BC PROB W/FRND

	Freq	Pct
. = No Trt/Unknwn Reason/Aged 18+ (See comment above)	53124	96.12
0 = Reason Not Indicated (Otherwise)	1875	3.39
1 = Reason Indicated (Any source variable=1,3).....	269	0.49

The following variable, SMHOTPP2, indicates whether a respondent received their most recent mental health services from at least one specialty mental health source in the past year because they had problems with people other than family or friends. This recode was created by examination of the following source variables: stayed overnight in hospital (YUHOOTPP), residential treatment center (YURSOTPP), or visited a day treatment program (YUDYOTPP), mental health center (YUMHOTPP), private therapist (YUTPOTPP), or received treatment from an in-home therapist (YUIHOTPP) because they had problems with other people other than family or friends, as well as the write-in other-specify variables: most important reason for staying overnight in a hospital, residential treatment center, or visits to a day treatment program, mental health center, private therapist, or received treatment from an in-home therapist because they had problems with other people other than family or friends. A respondent was classified as having indicated that they received mental health services for this reason if any of the above source variables=1, 3 or if any of the write-in other-specify variables indicated problems with others. Adults that did not report receiving services from any of the 6 specialty sources in the past year, and youths that reported receiving services in the past year, but did not indicate a valid reason for receiving services at any of these locations were assigned to the unknown category.

SMHOTPP2 Len : 1 YTH RCVD LST SPC MH SRVC IN PY B/C PRB W/ OTH PERS

	Freq	Pct
. = No Trt/Unknwn Reason/Aged 18+ (See comment above)	53126	96.12
0 = Reason Not Indicated (Otherwise)	1924	3.48
1 = Reason Indicated (See comment above)	218	0.39

RECODED YOUTH MENTAL HEALTH TREATMENT

The following variable, SMHOTPP, indicates whether a respondent received their most recent mental health services from at least one specialty mental health source in the past year because they had problems with people other than family or friends. This recode was created by examination of the following source variables: stayed overnight in hospital (YUHOOTPP), residential treatment center (YURSOTPP), in foster care (YUFCOTPP), or visited a day treatment program (YUDYOTPP), mental health center (YUMHOTPP), private therapist (YUTPOTPP), or received treatment from an in-home therapist (YUIHOTPP) because they had problems with other people other than family or friends, as well as the write-in other-specify variables: most important reason for staying overnight in a hospital, residential treatment center, in foster care, or visits to a day treatment program, mental health center, private therapist, or received treatment from an in-home therapist because they had problems with other people other than family or friends. A respondent was classified as having indicated that they received mental health services for this reason if any of the above source variables=1,3 or if any of the write-in other-specify variables indicated problems with others. Adults that did not report receiving services from any of the 7 specialty sources in the past year, and youths that reported receiving services in the past year, but did not indicate a valid reason for receiving services at any of these locations were assigned to the unknown category.

SMHOTPP Len : 1 YTH RCVD LST SPC MH SRVC IN PY B/C PRB W/ OTH PERS

	Freq	Pct
. = No Trt/Unknwn Reason/Aged 18+ (See comment above).....	53133	96.14
0 = Reason Not Indicated (Otherwise)	1915	3.46
1 = Reason Indicated (See comment above)	220	0.40

The following variable, SMHSCHL, indicates whether a respondent received their most recent mental health services from at least one specialty mental health source in the past year because they had problems at school. This recode was created by examination of the following source variables: stayed overnight in hospital (YUHOSCHL), residential treatment center (YURSSCHL), in foster care (YUFCSCHL), or visited a day treatment program (YUDYSCHL), mental health center (YUMHSCHL), private therapist (YUTPSCHL), or received treatment from an in-home therapist (YUIHSCHL) because they had problems at school. None of the write-in other-specify values were applicable for this variable. Adults, youths that did not report receiving services from any of the 7 specialty sources in the past year, and youths that reported receiving services in the past year, but did not indicate a valid reason for receiving services at any of these locations were assigned to the unknown category.

SMHSCHL Len : 1 YTH RCVD LAST SPEC MH SRVC IN PY B/C PROB AT SCH

	Freq	Pct
. = No Trt/Unknwn Reason/Aged 18+ (See comment above).....	53120	96.11
0 = Reason Not Indicated (Otherwise)	1751	3.17
1 = Reason Indicated (Any source variable=1,3).....	397	0.72

The following variable, SMHSCHL2, indicates whether a respondent received their most recent mental health services from at least one specialty mental health source in the past year because they had problems at school. This recode was created by examination of the following source variables: stayed overnight in hospital (YUHOSCHL), residential treatment center (YURSSCHL), or visited a day treatment program (YUDYSCHL), mental health center (YUMHSCHL), private therapist (YUTPSCHL), or received treatment from an in-home therapist (YUIHSCHL) because they had problems at school. None of the write-in other-specify values were applicable for this variable. Adults, youths that did not report receiving services from any of the 6 specialty sources in the past year, and youths that reported receiving services in the past year, but did not indicate a valid reason for receiving services at any of these locations were assigned to the unknown category.

SMHSCHL2 Len : 1 REV YTH LST RCVD SP MH SVC IN PY BC PROB AT SCH

	Freq	Pct
. = No Trt/Unknwn Reason/Aged 18+ (See comment above).....	53114	96.10
0 = Reason Not Indicated (Otherwise)	1760	3.18
1 = Reason Indicated (Any source variable=1,3).....	394	0.71

The following variable, SMHMEND2, indicates whether a respondent received their most recent mental health services from at least one specialty mental health source in the past year because they had a diagnosed mental disorder. This recode was created based only on responses to other-specify write-in variables: most important reason for staying overnight in a hospital, residential treatment center, or visited a day treatment program, mental health center, private therapist, or received treatment from an in-home therapist was because they had a diagnosed mental disorder. A respondent was classified as having indicated that they received mental health services for this reason if any of the above other-specify variables indicated reasons related to mental disorders. Adults, youths that did not report receiving services from any of the 6 specialty sources in the past year, and youths that reported receiving services in the past year, but did not indicate a valid reason for receiving services at any of these locations were assigned to the unknown category.

SMHMEND2 Len : 1 YTH RCVD LAST SPEC MH SRVC IN PY B/C DIAG MNTL DIS

	Freq	Pct
. = No Trt/Unknwn Reason/Aged 18+ (See comment above).....	53128	96.13
0 = Reason Not Indicated (Otherwise)	2064	3.73
1 = Reason Indicated (See comment above)	76	0.14

RECODED YOUTH MENTAL HEALTH TREATMENT

The following variable, SMHMEND, indicates whether a respondent received their most recent mental health services from at least one specialty mental health source in the past year because they had a diagnosed mental disorder. This recode was created based only on responses to other-specify write-in variables: most important reason for staying overnight in a hospital, residential treatment center, in foster care or visited a day treatment program, mental health center, private therapist, or received treatment from an in-home therapist was because they had a diagnosed mental disorder. A respondent was classified as having indicated that they received mental health services for this reason if any of the above other-specify variables indicated reasons related to mental disorders. Adults, youths that did not report receiving services from any of the 7 specialty sources in the past year, and youths that reported receiving services in the past year, but did not indicate a valid reason for receiving services at any of these locations were assigned to the unknown category.

SMHMEND Len : 1 YTH RCVD LAST SPEC MH SRVC IN PY B/C DIAG MNTL DIS

	Freq	Pct
. = No Trt/Unknwn Reason/Aged 18+ (See comment above).....	53135	96.14
0 = Reason Not Indicated (Otherwise).....	2057	3.72
1 = Reason Indicated (See comment above).....	76	0.14

The following variable, SMHOTH2, indicates whether a respondent received their most recent mental health services from at least one specialty mental health source in the past year because of some other reason. This recode was created based only on responses to other-specify write-in variables: most important reason for staying overnight in a hospital, residential treatment center, in foster care, or visited a day treatment program, mental health center, private therapist, or received treatment from an in-home therapist because of some other reason. A respondent was classified as having indicated that they received mental health services for this reason if any of the above other-specify variables indicated some other reason, not otherwise specified. Adults, youths that did not report receiving services from any of the 7 specialty sources in the past year, and youths that reported receiving services in the past year, but did not indicate a valid reason for receiving services at any of these locations were assigned to the unknown category.

SMHOTH2 Len : 1 YTH RCVD LAST SPEC MH SRVC IN PY B/C OTHER REASONS

	Freq	Pct
. = No Trt/Unknwn Reason/Aged 18+ (See comment above).....	53131	96.13
0 = Reason Not Indicated (Otherwise).....	1890	3.42
1 = Reason Indicated (See comment above).....	247	0.45

The following variable, SMHOTH3, indicates whether a respondent received their most recent mental health services from at least one specialty mental health source in the past year because of some other reason. This recode was created based only on responses to other-specify write-in variables: most important reason for staying overnight in a hospital, residential treatment center, or visited a day treatment program, mental health center, private therapist, or received treatment from an in-home therapist because of some other reason. A respondent was classified as having indicated that they received mental health services for this reason if any of the above other-specify variables indicated some other reason. Adults, youths that did not report receiving services from any of the 6 specialty sources in the past year, and youths that reported receiving services in the past year, but did not indicate a valid reason for receiving services at any of these locations were assigned to the unknown category.

SMHOTH3 Len : 1 YTH RCVD LAST SPEC MH SRVC IN PY B/C OTHER REASONS

	Freq	Pct
. = No Trt/Unknwn Reason/Aged 18+ (See comment above).....	53125	96.12
0 = Reason Not Indicated (Otherwise).....	1897	3.43
1 = Reason Indicated (See comment above).....	246	0.45

NOTE: The following 13 variables, SHSWXXX, indicate whether a respondent last talked with their school social worker, school psychologist, or school counselor in the past year because of respective reasons. Youths were assigned a "Reason not indicated" for the specific reason if they did not indicate that specific reason for their last talk with their school social worker, school psychologist, or school counselor (YUSWXXXX=6) but did indicate one of the other 12 reasons. Adults, youths that did not report or had unknown information about receiving services from a school social worker, school psychologist, or school counselor in the past year, and youths that reported receiving services in the past year, but did not indicate any valid reason for receiving services were assigned to the unknown category. These variables are not comparable with variables named SHCNXXX in previous NSDUHs due to questionnaire changes in the Youth Mental Health Utilization module.

SHWSUI Len : 1 YTH LAST TLKD W/ SCH SOC WRKR IN PY B/C TRIED SUIC

	Freq	Pct
. = No/Unkn Trt/Unkn Reas/Aged 18+ (See comment above).....	53587	96.96
0 = Reason Not Indicated (See comment above).....	1475	2.67
1 = Reason Indicated (YUSWSUIC=1,3).....	206	0.37

SHSWDPR Len : 1 YTH LAST TLKD W/ SCH SOC WRKR IN PY B/C DEPRESSED

	Freq	Pct
. = No/Unkn Trt/Unkn Reas/Aged 18+ (See comment).....	53587	96.96
0 = Reason Not Indicated (See comment above SHWSUI).....	986	1.78
1 = Reason Indicated (YUSWDPR=1,3).....	695	1.26

RECODED YOUTH MENTAL HEALTH TREATMENT

SHSWFEA	Len : 1	YTH LAST TLKD W/ SCH SOC WRKR IN PY B/C AFRD/TENSE		
		.	No/Unkn Trt/Unkn Reas/Aged 18+ (See comment).....	53587 96.96
		0	= Reason Not Indicated (See comment above SHSWSUI)	1396 2.53
		1	= Reason Indicated (YUSWFEAR=1,3).....	285 0.52
SHSWBRK	Len : 1	YTH LAST TLKD W/ SCH SOC WRKR IN PY B/C BROKE RULE		
		.	No/Unkn Trt/Unkn Reas/Aged 18+ (See comment).....	53586 96.96
		0	= Reason Not Indicated (See comment above SHSWSUI)	1337 2.42
		1	= Reason Indicated (YUSWBKRU=1,3)	345 0.62
SHSWEAT	Len : 1	YTH LAST TLKD W/ SCH SOC WRKR IN PY B/C EATNG PROB		
		.	No/Unkn Trt/Unkn Reas/Aged 18+ (See comment).....	53587 96.96
		0	= Reason Not Indicated (See comment above SHSWSUI)	1592 2.88
		1	= Reason Indicated (YUSWEATP=1,3).....	89 0.16
SHSWANGR	Len : 1	YTH LAST TLKD W/ SCH SOC WRKR IN PY B/C ANGR CNTRL		
		.	No/Unkn Trt/Unkn Reas/Aged 18+ (See comment).....	53587 96.96
		0	= Reason Not Indicated (See comment above SHSWSUI)	1495 2.71
		1	= Reason Indicated (YUSWANGR=1,3).....	186 0.34
SHSWFITE	Len : 1	YTH LAST TLKD W/ SCH SOC WRKR IN PY B/C PHYS FIGHT		
		.	No/Unkn Trt/Unkn Reas/Aged 18+ (See comment).....	53587 96.96
		0	= Reason Not Indicated (See comment above SHSWSUI)	1609 2.91
		1	= Reason Indicated (YUSWFITE=1,3)	72 0.13
SHSWFMLY	Len : 1	YTH LAST TLKD W/ SCH SOC WKR IN PY B/C HME/FAM PRB		
		.	No/Unkn Trt/Unkn Reas/Aged 18+ (See comment).....	53587 96.96
		0	= Reason Not Indicated (See comment above SHSWSUI)	1365 2.47
		1	= Reason Indicated (YUSWFMLY=1,3 or home/fam prob).....	316 0.57
SHSWFRND	Len : 1	YTH LAST TLKD W/ SCH SOC WRKR IN PY B/C FRND PROB		
		.	No/Unkn Trt/Unkn Reas/Aged 18+ (See comment).....	53587 96.96
		0	= Reason Not Indicated (See comment above SHSWSUI)	1340 2.42
		1	= Reason Indicated (YUSWFRND=1,3)	341 0.62
SHSWOTPP	Len : 1	YTH LAST TLKD W/ SCH SOC WRKR IN PY B/C PRB W/ OTH		
		.	No/Unkn Trt/Unkn Reas/Aged 18+ (See comment).....	53587 96.96
		0	= Reason Not Indicated (See comment above SHSWSUI)	1491 2.70
		1	= Reason Indicated(YUSWOTPP=1,3 or problem w/others)	190 0.34
SHWSCHL	Len : 1	YTH LAST TLKD W/ SCH SOC WRKR IN PY B/C SCHL PROB		
		.	No/Unkn Trt/Unkn Reas/Aged 18+ (See comment).....	53587 96.96
		0	= Reason Not Indicated (See comment above SHSWSUI)	1285 2.33
		1	= Reason Indicated (YUSWSCHL=1,3).....	396 0.72
SHSWMEND	Len : 1	YTH LAST TLKD W/ SCH SOC WRK IN PY B/C DG MNTL DIS		
		.	No/Unkn Trt/Unkn Reas/Aged 18+ (See comment).....	53587 96.96
		0	= Reason Not Indicated (See comment above SHSWSUI)	1677 3.03
		1	= Reason Indicated (Diagnosed with mental disorder)	4 0.01

RECORDED YOUTH MENTAL HEALTH TREATMENT

For the following variable, SHSWOTH2, a respondent was classified as having indicated that they talked with school social worker for some other reason.

SHSWOTH2	Len : 1	YTH LAST TLKD W/ SCH SOC WRKR IN PY B/C OTH REASON		
	.	= No/Unkn Trt/Unkn Reas/Aged 18+ (See comment).....	Freq	Pct
	0	= Reason Not Indicated (See comment above SHSWSUI)	53587	96.96
	1	= Reason Indicated (Indicated some other reason).....	1550	2.80
			131	0.24

NOTE: The following 13 variables, FDOCXXX, indicate whether a respondent last talked with their family doctor or pediatrician in the past year because of respective reasons. Youths were assigned a "Reason not indicated" for the specific reason if they did not indicate that specific reason for their last talk with their family doctor or pediatrician (YUFDXXX=6) but did indicate one of the other 12 reasons. Adults, youths that did not report or had unknown information about receiving services from a family doctor or pediatrician in the past year, and youths that reported receiving services in the past year, but did not indicate any valid reason for receiving services were assigned to the unknown category.

FDOCSUI	Len : 1	YTH LAST SAW FAM DOC IN PY B/C TRIED SUIC		
	.	= No/Unkn Trt/Unkn Reas/Aged 18+ (See comment above)	Freq	Pct
	0	= Reason Not Indicated (See comment above).....	54834	99.21
	1	= Reason Indicated (YUFDUI=1,3).....	359	0.65
			75	0.14

FDOCDPR	Len : 1	YTH LAST SAW FAM DOC IN PY B/C DEPRESSED		
	.	= No/Unkn Trt/Unkn Reas/Aged 18+ (See comment).....	Freq	Pct
	0	= Reason Not Indicated (See comment above FDOCSUI)	54834	99.21
	1	= Reason Indicated (YUFDDEPR=1,3)	208	0.38
			226	0.41

FDOCFEA	Len : 1	YTH LAST SAW FAM DOC IN PY B/C AFRAID/TENSE		
	.	= No/Unkn Trt/Unkn Reas/Aged 18+ (See comment).....	Freq	Pct
	0	= Reason Not Indicated (See comment above FDOCSUI)	54833	99.21
	1	= Reason Indicated (YUFDFEAR=1,3).....	340	0.62
			95	0.17

FDOCBRK	Len : 1	YTH LAST SAW FAM DOC IN PY B/C BROKE RULES		
	.	= No/Unkn Trt/Unkn Reas/Aged 18+ (See comment).....	Freq	Pct
	0	= Reason Not Indicated (See comment above FDOCSUI)	54833	99.21
	1	= Reason Indicated (YUFDKRU=1,3)	377	0.68
			58	0.10

FDOCEAT	Len : 1	YTH LAST SAW FAM DOC IN PY B/C EATING PROBS		
	.	= No/Unkn Trt/Unkn Reas/Aged 18+ (See comment).....	Freq	Pct
	0	= Reason Not Indicated (See comment above FDOCSUI)	54834	99.21
	1	= Reason Indicated (YUFDDEATP=1,3).....	360	0.65
			74	0.13

FDOCANGR	Len : 1	YTH LAST SAW FAM DOC IN PY B/C ANGER CONTROL		
	.	= No/Unkn Trt/Unkn Reas/Aged 18+ (See comment).....	Freq	Pct
	0	= Reason Not Indicated (See comment above FDOCSUI)	54834	99.21
	1	= Reason Indicated (YUFDANGR=1,3).....	397	0.72
			37	0.07

FDOCFITE	Len : 1	YTH LAST SAW FAM DOC IN PY B/C PHYS FIGHT		
	.	= No/Unkn Trt/Unkn Reas/Aged 18+ (See comment).....	Freq	Pct
	0	= Reason Not Indicated (See comment above FDOCSUI)	54834	99.21
	1	= Reason Indicated (YUFDITE=1,3)	423	0.77
			11	0.02

FDOCFMLY	Len : 1	YTH LAST SAW FAM DOC IN PY B/C HOME/FAM PROB		
	.	= No/Unkn Trt/Unkn Reas/Aged 18+ (See comment).....	Freq	Pct
	0	= Reason Not Indicated (See comment above FDOCSUI)	54834	99.21
	1	= Reason Indicated (YUFDFMLY=1,3 or home/fam prob).....	392	0.71
			42	0.08

RECODED YOUTH MENTAL HEALTH TREATMENT

FDOCFRND	Len : 1 YTH LAST SAW FAM DOC IN PY B/C PROB W/ FRND		
	. = No/Unkn Trt/Unkn Reas/Aged 18+ (See comment).....	Freq	Pct
	0 = Reason Not Indicated (See comment above FDOCSUI).....	54834	99.21
	1 = Reason Indicated (YUFDFRND=1,3).....	411	0.74
		23	0.04

FDOCOTPP	Len : 1 YTH LAST SAW FAM DOC IN PY B/C PROB W/ OTHER PERS		
	. = No/Unkn Trt/Unkn Reas/Aged 18+ (See comment).....	Freq	Pct
	0 = Reason Not Indicated (See comment above FDOCSUI).....	54834	99.21
	1 = Reason Indicated(YUFDOTPP=1,3 or problem w/others).....	419	0.76
		15	0.03

FDOCSCHL	Len : 1 YTH LAST SAW FAM DOC IN PY B/C PROB AT SCH		
	. = No/Unkn Trt/Unkn Reas/Aged 18+ (See comment).....	Freq	Pct
	0 = Reason Not Indicated (See comment above FDOCSUI).....	54834	99.21
	1 = Reason Indicated (YUFDSCHL=1,3).....	389	0.70
		45	0.08

FDOCMEND	Len : 1 YTH LAST SAW FAM DOC IN PY B/C DIAG MNTL DIS		
	. = No/Unkn Trt/Unkn Reason/Aged 18+ (See comment).....	Freq	Pct
	0 = Reason Not Indicated (See comment above FDOCSUI).....	54834	99.21
	1 = Reason Indicated (Diagnosed with mental disorder).....	418	0.76
		16	0.03

For the following variable, FDOCOTH2, a respondent was classified as having indicated that they talked with their family doctor or pediatrician for some other reason.

FDOCOTH2	Len : 1 YTH LAST SAW FAM DOC IN PY B/C OTHER REASONS		
	. = No/Unkn Trt/Unkn Reason/Aged 18+ (See comment).....	Freq	Pct
	0 = Reason Not Indicated (See comment above FDOCSUI).....	54834	99.21
	1 = Reason Indicated (Indicated some other reason).....	379	0.69
		55	0.10

NOTE: The following 13 variables, SEMXXX2, indicate whether a respondent last received any specialty mental health services along with services from either education or general medical (family doctor/pediatrician) settings in the past year because of respective reasons for problems with behavior or emotions that were not caused by alcohol or drugs. These recodes were created by examination of the following sources: received any specialty mental services (SMHXXX), received treatment from a family doctor or pediatrician (FDOCXXX), and talked to a school social worker, school psychologist, or school counselor (SHSWXXX) in the past year because of respective reasons.

Respondents for the SEMXXX2 reason variables were treated as missing if 1) they were aged 18 or older 2) they did not receive care or it is unknown if they received care for any reason at any of the specialty mental health services (ANYSMH=0 or missing) or at both an education and general medical setting (YPED and YSHSW=0 or missing) or if 3) they did receive treatment at both of these services but did not indicate a valid reason for receiving services at a specialty mental health service along with services from either education or general medical setting, or there was not sufficient information to determine if these services were received for the specified reason. Respondents were categorized as not having received care for the specified reason if they were not categorized as missing and it could not be shown that they received care for the specified reason at a specialty mental health service along with services from either an education or general medical setting.

Note that responses for receipt of care for the specified reason are only taken into account for services received. For example, a respondent who indicated receiving both education and general medical services, and indicated that they did not receive care for the specified reason for education, but did not indicate any reason for medical will be assigned to the unknown category. However, if this respondent only indicated receiving education services then with the same responses to the reason questions, they would be assigned to the "No" category (assuming that they also did not receive care from any specialty services). These variables are not comparable with variables named SEMXXX in previous NSDUHs due to questionnaire changes in the Youth Mental Health Utilization module.

SEMSUI2	Len : 1 YTH LAST RCVD SP MH SVC & EDUC/MED B/C TRIED SUIC		
	. = No Trt/Unknown Reason/Aged 18+ (Otherwise).....	Freq	Pct
	0 = No (SMHSUI=0 or (FDOCSUI=0 & SHSWSUI=0)).....	54331	98.30
	1 = Yes (SMHSUI=1 & (FDOCSUI=1 or SHSWSUI=1)).....	785	1.42
		152	0.28

RECODED YOUTH MENTAL HEALTH TREATMENT

SEM DPR2	Len : 1 YTH LAST RCVD SP MH SVC & EDUC/MED B/C DEPRESSED		
	. = No Trt/Unknown Reason/Aged 18+ (Otherwise)	54337	98.32
	0 = No (SMHDPR=0 or (FDOCDPR=0 & SHSWDPR=0)).....	500	0.90
	1 = Yes (SMHDPR=1 & (FDOCDPR=1 or SHSWDPR=1)).....	431	0.78
SEMFEA2	Len : 1 YTH LAST RCVD SP MH SVC & EDUC/MED B/C AFRD/TENSE		
	. = No Trt/Unknown Reason/Aged 18+ (Otherwise)	54330	98.30
	0 = No (SMHFEA=0 or (FDOCFEA=0 & SHSWFEA=0)).....	774	1.40
	1 = Yes (SMHFEA=1 & (FDOCFEA=1 or SHSWFEA=1))	164	0.30
SEM BRK2	Len : 1 YTH LAST RCVD SP MH SVC & EDUC/MED B/C BROKE RULES		
	. = No Trt/Unknown Reason/Aged 18+ (Otherwise)	54334	98.31
	0 = No (SMHBRK=0 or (FDOCBRK=0 & SHSWBRK=0)).....	797	1.44
	1 = Yes (SMHBRK=1 & (FDOCBRK=1 or SHSWBRK=1)).....	137	0.25
SEM EAT2	Len : 1 YTH LAST RCVD SP MH SVC & EDUC/MED B/C EATNG PROB		
	. = No Trt/Unknown Reason/Aged 18+ (Otherwise)	54327	98.30
	0 = No (SMHEAT=0 or (FDOCEAT=0 & SHSWEAT=0)).....	871	1.58
	1 = Yes (SMHEAT=1 & (FDOCEAT=1 or SHSWEAT=1))	70	0.13
SEM ANGR2	Len : 1 YTH LAST RCVD SP MH SVC & EDUC/MED B/C ANGER CNTRL		
	. = No Trt/Unknown Reason/Aged 18+ (Otherwise)	54335	98.31
	0 = No (SMHANGR=0 or (FDOCANGR=0 & SHSWANGR=0)).....	856	1.55
	1 = Yes (SMHANGR=1 & (FDOCANGR=1 or SHSWANGR=1))	77	0.14
SEM FITE2	Len : 1 YTH LAST RCVD SP MH SVC & EDUC/MED B/C PHYS FIGHT		
	. = No Trt/Unknown Reason/Aged 18+ (Otherwise)	54329	98.30
	0 = No (SMHFITE=0 or (FDOCFITE=0 & SHSWFITE=0)).....	916	1.66
	1 = Yes (SMHFITE=1 & (FDOCFITE=1 or SHSWFITE=1)).....	23	0.04
SEM FMLY2	Len : 1 YTH LST RCVD SP MH SVC & EDUC/MED B/C HOME/FAM PRB		
	. = No Trt/Unknown Reason/Aged 18+ (Otherwise)	54336	98.31
	0 = No (SMHFMLY=0 or (FDOCFMLY=0 & SHSWFMLY=0))	787	1.42
	1 = Yes (SMHFMLY=1 & (FDOCFMLY=1 or SHSWFMLY=1)).....	145	0.26
SEM FRND2	Len : 1 YTH LST RCVD SP MH SVC & EDUC/MED B/C PROB W/ FRND		
	. = No Trt/Unknown Reason/Aged 18+ (Otherwise)	54330	98.30
	0 = No (SMHFRND=0 or (FDOCFRND=0 & SHSWFRND=0))	835	1.51
	1 = Yes (SMHFRND=1 & (FDOCFRND=1 or SHSWFRND=1)).....	103	0.19
SEM OTPP2	Len : 1 YTH LAST RCVD SP MH SVC & EDUC/MED B/C PROB W/ OTH		
	. = No Trt/Unknown Reason/Aged 18+ (Otherwise)	54330	98.30
	0 = No (SMHOTPP=0 or (FDOCOTPP=0 & SHSWOTPP=0)).....	876	1.59
	1 = Yes (SMHOTPP=1 & (FDOCOTPP=1 or SHSWOTPP=1)).....	62	0.11
SEM SCHL2	Len : 1 YTH LAST RCVD SP MH SVC & EDUC/MED B/C PROB AT SCH		
	. = No Trt/Unknown Reason/Aged 18+ (Otherwise)	54335	98.31
	0 = No (SMHSCHL=0 or (FDOCSCHL=0 & SHSWSCHL=0))	808	1.46
	1 = Yes (SMHSCHL=1 & (FDOCSCHL=1 or SHSWSCHL=1)).....	125	0.23

RECODED YOUTH MENTAL HEALTH TREATMENT

SEMMEND2

Len : 1 YTH LAST RCVD SP MH SVC & EDUC/MED B/C MNTL DIS

	Freq	Pct
. = No Trt/Unknown Reason/Aged 18+ (Otherwise)	54326	98.30
0 = No (SMHMEND=0 or (FDOCEND=0 & SHSWMEND=0))	936	1.69
1 = Yes (SMHMEND=1 & (FDOCEND=1 or SHSWMEND=1)).....	6	0.01

SEMOTH3

Len : 1 YTH LAST RCVD SP MH SVC & EDUC/MED B/C OTH REASONS

	Freq	Pct
. = No Trt/Unknown Reason/Aged 18+ (Otherwise)	54329	98.30
0 = No (SMHOTH2=0 or (FDOCOTH2=0 & SHSWOTH2=0))	896	1.62
1 = Yes (SMHOTH2=1 & (FDOCOTH2=1 or SHSWOTH2=1)).....	43	0.08

ADOLESCENT DEPRESSION

ADOLESCENT DEPRESSION

The values in the section may be inconsistent with values from the core section(s). Items in this section were edited when respondents legitimately skipped out of these items based on prior answers in the core section(s). Otherwise, non-core items generally were not edited to make them consistent with core items, and core items were not edited to make them consistent with non-core items. This note applies to variables in this section marked by a¹.

Have you ever in your life had a period of time lasting several days or longer when most of the day you felt sad, empty, or depressed?

YODPREV¹ Len : 2 EVER HAD SEVERAL DAYS WHRE FELT SAD/EMPTY/DEPRSSD

	Freq	Pct
1 = Yes	7718	13.96
2 = No.....	9500	17.19
85 = BAD DATA Logically assigned.....	4	0.01
89 = LEGITIMATE SKIP Logically assigned.....	1	0.00
94 = DON'T KNOW.....	104	0.19
97 = REFUSED	73	0.13
99 = LEGITIMATE SKIP	37868	68.52

Have you ever had a period of time lasting several days or longer when most of the day you felt very discouraged or hopeless about how things were going in your life?

YODSCEV¹ Len : 2 EVER HAD PER OF TIME WHERE FELT DISCRGD OR HPELSS

	Freq	Pct
1 = Yes.....	779	1.41
2 = No.....	8745	15.82
89 = LEGITIMATE SKIP Logically assigned.....	1	0.00
94 = DON'T KNOW.....	80	0.14
97 = REFUSED	73	0.13
98 = BLANK (NO ANSWER).....	4	0.01
99 = LEGITIMATE SKIP	45586	82.48

Have you ever had a period of time lasting several days or longer when you lost interest and became bored with most things you usually enjoy, like work, hobbies, and personal relationships?

YOLOSEV¹ Len : 2 EVER HAD PER OF TIME LST INTRST IN ENJOYABLE THGS

	Freq	Pct
1 = Yes	1342	2.43
2 = No.....	7421	13.43
89 = LEGITIMATE SKIP Logically assigned.....	1	0.00
94 = DON'T KNOW.....	78	0.14
97 = REFUSED	56	0.10
98 = BLANK (NO ANSWER).....	5	0.01
99 = LEGITIMATE SKIP	46365	83.89

During times when you felt sad, empty, or depressed most of the day, did you ever feel discouraged about how things were going in your life?

YODPDISC¹ Len : 2 FEEL DISCRGD ABOUT LIFE WHEN SAD/EMPTY/DEPRESSED

	Freq	Pct
1 = Yes.....	6440	11.65
2 = No.....	1231	2.23
85 = BAD DATA Logically assigned.....	4	0.01
94 = DON'T KNOW.....	38	0.07
97 = REFUSED	9	0.02
98 = BLANK (NO ANSWER).....	89	0.16
99 = LEGITIMATE SKIP	47457	85.87

ADOLESCENT DEPRESSION

During the times when you felt sad, empty, or depressed, did you ever lose interest and become really bored with most things like school, work, hobbies, and other things that are usually fun for you, like listening to music, watching TV, movies, or sports, playing computer games, or going out with friends?

YODPLSIN¹ Len : 2 EVER LOSE INT IN THINGS WHEN SAD/EMPTY/DEPRESSED

	Freq	Pct
1 = Yes	5299	9.59
2 = No.....	2368	4.28
85 = BAD DATA Logically assigned.....	4	0.01
94 = DON'T KNOW.....	41	0.07
97 = REFUSED	10	0.02
98 = BLANK (NO ANSWER).....	89	0.16
99 = LEGITIMATE SKIP	47457	85.87

During times when you felt discouraged about how things were going in your life, did you ever lose interest and become really bored with most things like school, work, hobbies, and other things that are usually fun for you, like listening to music, watching TV, movies, or sports, playing computer games, or going out with friends?

YODSLSIN¹ Len : 2 EVER LOSE INT IN THGS WHEN FEELING DISCOURGAGED

	Freq	Pct
1 = Yes	390	0.71
2 = No.....	382	0.69
94 = DON'T KNOW.....	5	0.01
97 = REFUSED	2	0.00
98 = BLANK (NO ANSWER).....	106	0.19
99 = LEGITIMATE SKIP	54383	98.40

Did you ever have a period of time like this that lasted most of the day almost every day for two weeks or longer?

YOLS2WK¹ Len : 2 PERIOD OF TIME LASTED EVERY DAY FOR 2 WKS /LNGR

	Freq	Pct
1 = Yes	164	0.30
2 = No.....	1160	2.10
94 = DON'T KNOW.....	15	0.03
97 = REFUSED	3	0.01
98 = BLANK (NO ANSWER).....	139	0.25
99 = LEGITIMATE SKIP	53787	97.32

Think about the times when you [FEELFILL]. Did you ever have a period of time like this that lasted most of the day, almost every day, for two weeks or longer?

YODPR2WK¹ Len : 2 TIME WHEN [FEELFILL] LSTD EVRYDY 2 WKS OR LNGR

	Freq	Pct
1 = Yes	4642	8.40
2 = No.....	3777	6.83
85 = BAD DATA Logically assigned.....	4	0.01
94 = DON'T KNOW.....	59	0.11
97 = REFUSED	19	0.03
98 = BLANK (NO ANSWER).....	102	0.18
99 = LEGITIMATE SKIP	46665	84.43

Think of times lasting two weeks or longer when [NUMPROBS] with your mood [WASWERE] most severe and frequent. During those times, how long did your [FEELNOUN] usually last?

YOWRHRS¹ Len : 2 TIME THAT MOST SEVERE/FREQUENT MOOD LASTED

	Freq	Pct
1 = Less than 1 hour.....	794	1.44
2 = At least 1 hour but no more than 3 hours	1356	2.45
3 = At least 3 hours but no more than 5 hours.....	1141	2.06
4 = 5 hours or more	1435	2.60
85 = BAD DATA Logically assigned.....	4	0.01
94 = DON'T KNOW.....	62	0.11
97 = REFUSED	18	0.03
98 = BLANK (NO ANSWER).....	231	0.42
99 = LEGITIMATE SKIP	50227	90.88

ADOLESCENT DEPRESSION

Still thinking of times lasting two weeks or longer when [NUMPROBS] with your mood [WASWERE] most severe and frequent, how strong were your bad feelings during those times?

YOWRDST ¹ Len : 2 HOW STRONG WERE BAD FEELINGS DURING 2 WKS		Freq	Pct
1 = Mild.....		607	1.10
2 = Moderate.....		1644	2.97
3 = Severe.....		1215	2.20
4 = Very Severe.....		476	0.86
94 = DON'T KNOW.....		48	0.09
97 = REFUSED.....		22	0.04
98 = BLANK (NO ANSWER).....		235	0.43
99 = LEGITIMATE SKIP.....		51021	92.32

Again, think of times lasting two weeks or longer when [NUMPROBS] with your mood [WASWERE] most severe and frequent.

How often, during those times, did you feel so bad that nothing could cheer you up?

YOWRCHR ¹ Len : 2 BAD FEELINGS SO SEVERE NOTHING COULD CHEER YOU UP		Freq	Pct
1 = Often.....		1126	2.04
2 = Sometimes.....		1803	3.26
3 = Not very often.....		776	1.40
4 = Never.....		280	0.51
94 = DON'T KNOW.....		14	0.03
97 = REFUSED.....		13	0.02
98 = BLANK (NO ANSWER).....		235	0.43
99 = LEGITIMATE SKIP.....		51021	92.32

Once again, please think of times lasting two weeks or longer when [NUMPROBS] with your mood [WASWERE] most severe and frequent.

How often, during those times, did you feel so bad that you could not carry out your daily activities?

YOWRIMP ¹ Len : 2 MOOD SO SEVERE COULDN'T DO DLY ACTIVITIES		Freq	Pct
1 = Often.....		675	1.22
2 = Sometimes.....		1485	2.69
3 = Not very often.....		1053	1.91
4 = Never.....		762	1.38
94 = DON'T KNOW.....		23	0.04
97 = REFUSED.....		14	0.03
98 = BLANK (NO ANSWER).....		235	0.43
99 = LEGITIMATE SKIP.....		51021	92.32

People who have problems with their mood often have other problems at the same time. These problems may include things like changes in:

- sleep
- eating
- energy
- the ability to keep their mind on things
- feeling badly about themselves

Did you ever have any of these problems during a period of time when you [FEELFILL] for two weeks or longer?

YODPPROB ¹ Len : 2 EVER HAVE OTH PRBLMS DURING 2 WKS OR LONGER		Freq	Pct
1 = Yes.....		2988	5.41
2 = No.....		900	1.63
94 = DON'T KNOW.....		14	0.03
97 = REFUSED.....		9	0.02
98 = BLANK (NO ANSWER).....		235	0.43
99 = LEGITIMATE SKIP.....		51122	92.50

ADOLESCENT DEPRESSION

Think again about these other problems we just mentioned. They include things like changes in:

- sleep
- eating
- energy
- the ability to keep their mind on things
- feeling badly about themselves

Can you think of the worst time when you [FEELFILL] for two weeks or longer and also had these other problems at the same time?

YOWRPROB¹ Len : 2 ONE PARTICULAR TIME THAT IS THE WORST ONE EVER

	Freq	Pct
1 = Yes	2354	4.26
2 = No.....	614	1.11
94 = DON'T KNOW.....	15	0.03
97 = REFUSED	5	0.01
98 = BLANK (NO ANSWER).....	258	0.47
99 = LEGITIMATE SKIP	52022	94.13

How old were you when that worst period of time started?

Then think of the most recent time you [FEELFILL] for two weeks or longer and you had these other problems at the same time.

How old were you when that time started?

YOWRAGE¹ Len : 3 AGE WHEN WORST PERIOD OF TIME STARTED

	Freq	Pct
RANGE = 1 - 17.....	2910	5.27
994 = DON'T KNOW.....	67	0.12
997 = REFUSED	11	0.02
998 = BLANK (NO ANSWER).....	258	0.47
999 = LEGITIMATE SKIP	52022	94.13

In answering the next questions, think about the period of time when your [FEELNOUN] and other problems were the worst.

In answering the next questions, think about the most recent period of time when you [FEELFILL] and had other problems at the same time.

During that time, did you feel sad, empty, or depressed for most of the day nearly every day?

YOWRDEPR¹ Len : 2 WHEN PRBLMS WORST FELT SAD/EMPTY/DPRSD EVERY DAY

	Freq	Pct
1 = Yes	2162	3.91
2 = No.....	799	1.45
94 = DON'T KNOW.....	20	0.04
97 = REFUSED	7	0.01
98 = BLANK (NO ANSWER).....	258	0.47
99 = LEGITIMATE SKIP	52022	94.13

During that [TIMEFILL] period of time, did you feel discouraged about how things were going in your life most of the day nearly every day?

YOWRDISC¹ Len : 2 WHEN PRBLMS WRST FELT DISCRGD ABT LIFE EVERY DAY

	Freq	Pct
1 = Yes	2266	4.10
2 = No.....	692	1.25
94 = DON'T KNOW.....	18	0.03
97 = REFUSED	12	0.02
98 = BLANK (NO ANSWER).....	258	0.47
99 = LEGITIMATE SKIP	52022	94.13

ADOLESCENT DEPRESSION

During that [TIMEFILL] period of time, did you become bored with almost everything like school, work, hobbies, and things you like to do for fun?

YOWRLSIN¹ Len : 2 WHEN PRBLMS WORST LOSE INTRST IN ENJOYABLE THINGS

	Freq	Pct
1 = Yes	2309	4.18
2 = No.....	658	1.19
94 = DON'T KNOW.....	15	0.03
97 = REFUSED	6	0.01
98 = BLANK (NO ANSWER).....	258	0.47
99 = LEGITIMATE SKIP	52022	94.13

During that [TIMEFILL] period of time, did you feel like nothing was fun even when good things were happening?

YOWRPLSR¹ Len : 2 WHEN PRBLMS WORST FEEL NO FUN IN GOOD THINGS

	Freq	Pct
1 = Yes	2058	3.72
2 = No.....	897	1.62
94 = DON'T KNOW.....	26	0.05
97 = REFUSED	7	0.01
98 = BLANK (NO ANSWER).....	258	0.47
99 = LEGITIMATE SKIP	52022	94.13

The next questions are about changes in appetite and weight.

In answering these questions, think about the period of time/most recent period of time when your [FEELNOUN] and other problems were the worst.

Did you eat much less than usual almost every day during that time?

YOWRELES¹ Len : 2 WHEN PRBLMS WORST EAT LESS THAN USUAL EVERY DAY

	Freq	Pct
1 = Yes	1538	2.78
2 = No.....	1214	2.20
94 = DON'T KNOW.....	24	0.04
97 = REFUSED	5	0.01
98 = BLANK (NO ANSWER).....	273	0.49
99 = LEGITIMATE SKIP	52214	94.47

Did you eat much more than usual almost every day?

YOWREMOR¹ Len : 2 WHEN PRBLMS WORST EAT MORE THAN USUAL EVERY DAY

	Freq	Pct
1 = Yes	465	0.84
2 = No.....	752	1.36
94 = DON'T KNOW.....	23	0.04
97 = REFUSED	3	0.01
98 = BLANK (NO ANSWER).....	273	0.49
99 = LEGITIMATE SKIP	53752	97.26

Did you gain weight without trying to during that [TIMEFILL] period of time?

YOWRGAIN¹ Len : 2 WHEN PRBLMS WORST DID YOU GAIN WEIGHT W/O TRYING

	Freq	Pct
1 = Yes	375	0.68
2 = No.....	834	1.51
94 = DON'T KNOW.....	29	0.05
97 = REFUSED	5	0.01
98 = BLANK (NO ANSWER).....	273	0.49
99 = LEGITIMATE SKIP	53752	97.26

ADOLESCENT DEPRESSION

Did you gain weight without trying to because you were growing?

YOWRGROW¹	Len : 2 WHEN PRBLMS WORST GAIN WGHT W/O TRYING BC GROWING		
	1 = Yes	Freq	Pct
	2 = No.....	137	0.25
	94 = DON'T KNOW.....	216	0.39
	98 = BLANK (NO ANSWER).....	22	0.04
	99 = LEGITIMATE SKIP	307	0.56
		54586	98.77

Did you gain weight without trying to because you were pregnant?

YOWRPREG¹	Len : 2 WHEN PRBLMS WRST GAIN WGHT W/O TRYING BC PREGNANT		
	1 = Yes	Freq	Pct
	2 = No.....	2	0.00
	97 = REFUSED	203	0.37
	98 = BLANK (NO ANSWER).....	2	0.00
	99 = LEGITIMATE SKIP	160	0.29
		54901	99.34

How many pounds did you gain?

Please enter your answer as a whole number.

YOWRGNL2¹	Len : 3 WHEN PRBLMS WORST # LBS GAINED WITHOUT TRYING		
	RANGE = 2 - 20.....	Freq	Pct
	21 = 21 to 25 pounds	162	0.29
	22 = 26 to 30 pounds	8	0.01
	23 = 31 to 35 pounds	14	0.03
	24 = 36 to 40 pounds	3	0.01
	25 = 41 to 45 pounds	10	0.02
	26 = 46 to 50 pounds	1	0.00
	27 = 51 or more pounds.....	9	0.02
	994 = DON'T KNOW	6	0.01
	997 = REFUSED	19	0.03
	998 = BLANK (NO ANSWER).....	4	0.01
	999 = LEGITIMATE SKIP	307	0.56
		54725	99.02

Did you lose weight without trying to?

YOWRLOSE¹	Len : 2 WHEN PRBLMS WORST DID YOU LOSE WEIGHT W/O TRYING		
	1 = Yes	Freq	Pct
	2 = No.....	1099	1.99
	94 = DON'T KNOW.....	1252	2.27
	97 = REFUSED	51	0.09
	98 = BLANK (NO ANSWER).....	4	0.01
	99 = LEGITIMATE SKIP	279	0.50
		52583	95.14

Did you lose weight without trying to because you were sick or on a diet?

YOWRDIET¹	Len : 2 WHEN PRBLMS WORST LOSE WGHT W/O TRYING BC SICK/DT		
	1 = Yes	Freq	Pct
	2 = No.....	321	0.58
	94 = DON'T KNOW.....	770	1.39
	97 = REFUSED	7	0.01
	98 = BLANK (NO ANSWER).....	1	0.00
	99 = LEGITIMATE SKIP	334	0.60
		53835	97.41

ADOLESCENT DEPRESSION

How many pounds did you lose?

Please enter your answer as a whole number.

YOWRLSL2¹ Len : 3 WHEN PRBLMS WORST # LBS LOST WITHOUT TRYING

	Freq	Pct
RANGE = 0 - 20.....	664	1.20
21 = 21 to 25 pounds.....	18	0.03
22 = 26 to 30 pounds.....	27	0.05
23 = 31 to 35 pounds.....	4	0.01
24 = 36 to 40 pounds.....	4	0.01
25 = 41 to 45 pounds.....	5	0.01
26 = 46 to 50 pounds.....	2	0.00
27 = 51 or more pounds.....	7	0.01
994 = DON'T KNOW.....	42	0.08
997 = REFUSED.....	5	0.01
998 = BLANK (NO ANSWER).....	334	0.60
999 = LEGITIMATE SKIP.....	54156	97.99

Again, please think about the period of time/most recent period of time when your [FEELNOUN] and other problems were the worst.

Did you have a lot more trouble than usual falling asleep or staying asleep most nights or waking too early most mornings during that [TIMEFILL] time?

YOWRSLEP¹ Len : 2 WHEN PRBLMS WORST HAVE PRBS SLEEPING/WAKING EARLY

	Freq	Pct
1 = Yes.....	2116	3.83
2 = No.....	651	1.18
94 = DON'T KNOW.....	10	0.02
97 = REFUSED.....	4	0.01
98 = BLANK (NO ANSWER).....	273	0.49
99 = LEGITIMATE SKIP.....	52214	94.47

During that [TIMEFILL] period of time, did you sleep a lot more than usual?

YOWRSMOR¹ Len : 2 WHEN PRBLMS WORST SLEEP A LOT MORE THAN USUAL

	Freq	Pct
1 = Yes.....	363	0.66
2 = No.....	291	0.53
94 = DON'T KNOW.....	9	0.02
97 = REFUSED.....	2	0.00
98 = BLANK (NO ANSWER).....	273	0.49
99 = LEGITIMATE SKIP.....	54330	98.30

On most days during that [TIMEFILL] period of time, did you feel that you didn't have much energy?

YOWRENRG¹ Len : 2 WHEN PRBLMS WORST FEEL TIRED/LOW ON ENERGY EVRYDY

	Freq	Pct
1 = Yes.....	2406	4.35
2 = No.....	362	0.65
94 = DON'T KNOW.....	10	0.02
97 = REFUSED.....	3	0.01
98 = BLANK (NO ANSWER).....	273	0.49
99 = LEGITIMATE SKIP.....	52214	94.47

Did you feel as though you were talking or moving more slowly than usual on most days during that [TIMEFILL] period of time?

YOWRSLOW¹ Len : 2 WHEN PRBLMS WORST TALK/MOVE SLOWER THAN USUAL

	Freq	Pct
1 = Yes.....	2001	3.62
2 = No.....	761	1.38
94 = DON'T KNOW.....	17	0.03
97 = REFUSED.....	2	0.00
98 = BLANK (NO ANSWER).....	273	0.49
99 = LEGITIMATE SKIP.....	52214	94.47

ADOLESCENT DEPRESSION

Did anyone else notice that you were talking or moving more slowly than usual?

YOWRSLNO¹	Len : 2 WHEN PRBLMS WORST PEOP NOTICE SLOWER THAN USUAL		
	1 = Yes	Freq	Pct
	2 = No.....	1314	2.38
	94 = DON'T KNOW.....	653	1.18
	98 = BLANK (NO ANSWER).....	34	0.06
	99 = LEGITIMATE SKIP	292	0.53
		52975	95.85

Were you so restless or jittery that you walked up or down or couldn't sit still?

YOWRJITT¹	Len : 2 WHEN PRBLMS WORST RSTLSS/JITTRY/PACING EVERYDAY		
	1 = Yes	Freq	Pct
	2 = No.....	252	0.46
	94 = DON'T KNOW.....	512	0.93
	97 = REFUSED	14	0.03
	98 = BLANK (NO ANSWER).....	2	0.00
	99 = LEGITIMATE SKIP	273	0.49
		54215	98.09

Did anyone else notice that you couldn't sit still?

YOWRJINO¹	Len : 2 WHEN PRBLMS WRST PEOP NOTICE YOU CLDN'T SIT STILL		
	1 = Yes	Freq	Pct
	2 = No.....	134	0.24
	94 = DON'T KNOW.....	117	0.21
	98 = BLANK (NO ANSWER).....	1	0.00
	99 = LEGITIMATE SKIP	289	0.52
		54727	99.02

The next questions are about changes in your ability to concentrate, and your feelings about yourself.

Again, in answering these questions, think about the period of time/most recent period of time when your [FEELNOUN] and other problems were the worst.

On most days during that [TIMEFILL] time, did your thinking seem slower than usual or seem mixed up?

YOWRTHOT¹	Len : 2 WHEN PRBLMS WORST THGHTS SLOWER/MIXED UP		
	1 = Yes	Freq	Pct
	2 = No.....	1954	3.54
	94 = DON'T KNOW.....	792	1.43
	97 = REFUSED	29	0.05
	98 = BLANK (NO ANSWER).....	6	0.01
	99 = LEGITIMATE SKIP	273	0.49
		52214	94.47

On most days, did you have a lot more trouble than usual keeping your mind on things?

YOWRCONC¹	Len : 2 WHEN PRBLMS WRST HAVE TRBLE KEEPING MIND ON THNGS		
	1 = Yes	Freq	Pct
	2 = No.....	2269	4.11
	94 = DON'T KNOW.....	493	0.89
	97 = REFUSED	13	0.02
	98 = BLANK (NO ANSWER).....	6	0.01
	99 = LEGITIMATE SKIP	273	0.49
		52214	94.47

Were you unable to make up your mind about things you ordinarily have no trouble deciding about?

YOWRDCSN¹	Len : 2 WHEN PRBLMS WORST UNABLE TO MAKE DECISIONS		
	1 = Yes	Freq	Pct
	2 = No.....	1738	3.14
	94 = DON'T KNOW.....	1015	1.84
	97 = REFUSED	23	0.04
	98 = BLANK (NO ANSWER).....	5	0.01
	99 = LEGITIMATE SKIP	273	0.49
		52214	94.47

ADOLESCENT DEPRESSION

Did you feel that you were not as good as other people nearly every day?

YOWRNOGD¹	Len : 2	WHEN PRBLMS WRST FEEL NOT AS GOOD AS OTHER PEOPLE		
			Freq	Pct
		1 = Yes	2142	3.88
		2 = No.....	620	1.12
		94 = DON'T KNOW.....	12	0.02
		97 = REFUSED	7	0.01
		98 = BLANK (NO ANSWER).....	273	0.49
		99 = LEGITIMATE SKIP	52214	94.47

Did you feel totally worthless nearly every day?

YOWRWRTH¹	Len : 2	WHEN PRBLMS WORST FEEL TOTALLY WORTHLESS EVERYDAY		
			Freq	Pct
		1 = Yes	1609	2.91
		2 = No.....	524	0.95
		94 = DON'T KNOW.....	5	0.01
		97 = REFUSED	4	0.01
		98 = BLANK (NO ANSWER).....	292	0.53
		99 = LEGITIMATE SKIP	52834	95.60

The next questions are about thoughts of death or suicide.

Again, in answering these questions, think about the period of time/most recent period of time when your [FEELNOUN] and other problems were the worst.

Did you often think a lot about death, either your own, someone else's, or death in general?

YOWRDLOT¹	Len : 2	WHEN PRBLMS WORST THINK A LOT ABOUT DEATH		
			Freq	Pct
		1 = Yes	1711	3.10
		2 = No.....	1032	1.87
		94 = DON'T KNOW.....	9	0.02
		97 = REFUSED	29	0.05
		98 = BLANK (NO ANSWER).....	273	0.49
		99 = LEGITIMATE SKIP	52214	94.47

During that period, did you ever think that it would be better if you were dead?

YOWRDBTR¹	Len : 2	WHEN PRBLMS WRST THINK IT WOULD BE BETTER IF DEAD		
			Freq	Pct
		1 = Yes	1610	2.91
		2 = No.....	1119	2.02
		94 = DON'T KNOW.....	17	0.03
		97 = REFUSED	35	0.06
		98 = BLANK (NO ANSWER).....	273	0.49
		99 = LEGITIMATE SKIP	52214	94.47

Did you think about killing yourself?

YOWRSTHK¹	Len : 2	WHEN PRBLMS WORST THINK ABOUT KILLING YOURSELF		
			Freq	Pct
		1 = Yes	1334	2.41
		2 = No.....	1390	2.52
		94 = DON'T KNOW.....	12	0.02
		97 = REFUSED	45	0.08
		98 = BLANK (NO ANSWER).....	273	0.49
		99 = LEGITIMATE SKIP	52214	94.47

ADOLESCENT DEPRESSION

Did you make a plan to kill yourself?

YOWRSPLN¹	Len : 2 WHEN PRBLMS WORST MAKE A PLAN TO KILL YOURSELF		
		Freq	Pct
	1 = Yes	624	1.13
	2 = No.....	698	1.26
	94 = DON'T KNOW.....	4	0.01
	97 = REFUSED	8	0.01
	98 = BLANK (NO ANSWER).....	330	0.60
	99 = LEGITIMATE SKIP	53604	96.99

Did you make a suicide attempt or try to kill yourself?

YOWRSATP¹	Len : 2 WHEN PRBLMS WORST MAKE A SUICIDE ATTEMPT		
		Freq	Pct
	1 = Yes	416	0.75
	2 = No.....	903	1.63
	94 = DON'T KNOW.....	3	0.01
	97 = REFUSED	12	0.02
	98 = BLANK (NO ANSWER).....	330	0.60
	99 = LEGITIMATE SKIP	53604	96.99

YO_MDEA1¹	Len : 2 SAD/EMPTY/DEPRESSED MOST OF DAY OR DISCOURAGED		
		Freq	Pct
	1 = Has symptom.....	2474	4.48
	2 = Does not have symptom	488	0.88
	94 = DON'T KNOW.....	16	0.03
	97 = REFUSED	10	0.02
	98 = OTHER MISSING/NOT APPLICABLE	14411	26.07
	99 = LEGITIMATE SKIP	37869	68.52

YO_MDEA2¹	Len : 2 LOST INTEREST OR PLEASURE IN MOST THINGS		
		Freq	Pct
	1 = Has symptom.....	2641	4.78
	2 = Does not have symptom	459	0.83
	94 = DON'T KNOW.....	30	0.05
	97 = REFUSED	8	0.01
	98 = OTHER MISSING/NOT APPLICABLE	14261	25.80
	99 = LEGITIMATE SKIP	37869	68.52

YO_MDEA3¹	Len : 2 CHANGES IN APPETITE OR WT		
		Freq	Pct
	1 = Has symptom.....	2065	3.74
	2 = Does not have symptom	665	1.20
	94 = DON'T KNOW.....	47	0.09
	97 = REFUSED	4	0.01
	98 = OTHER MISSING/NOT APPLICABLE	14618	26.45
	99 = LEGITIMATE SKIP	37869	68.52

YO_MDEA4¹	Len : 2 SLEEP PROBLEMS		
		Freq	Pct
	1 = Has symptom.....	2479	4.49
	2 = Does not have symptom	289	0.52
	94 = DON'T KNOW.....	11	0.02
	97 = REFUSED	2	0.00
	98 = OTHER MISSING/NOT APPLICABLE	14618	26.45
	99 = LEGITIMATE SKIP	37869	68.52

YO_MDEA5¹	Len : 2 OTHERS NOTICED THAT R WAS RESTLESS OR LETHARGIC		
		Freq	Pct
	1 = Has symptom.....	1448	2.62
	2 = Does not have symptom	1298	2.35
	94 = DON'T KNOW.....	35	0.06
	98 = OTHER MISSING/NOT APPLICABLE	14618	26.45
	99 = LEGITIMATE SKIP	37869	68.52

ADOLESCENT DEPRESSION

YO_MDEA6¹	Len : 2 FELT TIRED/LOW ENERGY NEARLY EVERY DAY		
		Freq	Pct
	1 = Has symptom.....	2406	4.35
	2 = Does not have symptom	362	0.65
	94 = DON'T KNOW.....	10	0.02
	97 = REFUSED	3	0.01
	98 = OTHER MISSING/NOT APPLICABLE	14618	26.45
	99 = LEGITIMATE SKIP	37869	68.52
YO_MDEA7¹	Len : 2 FELT WORTHLESS NEARLY EVERY DAY		
		Freq	Pct
	1 = Has symptom.....	1609	2.91
	2 = Does not have symptom	1163	2.10
	94 = DON'T KNOW.....	5	0.01
	97 = REFUSED	4	0.01
	98 = OTHER MISSING/NOT APPLICABLE	14618	26.45
	99 = LEGITIMATE SKIP	37869	68.52
YO_MDEA8¹	Len : 2 INABILITY TO CONCENTRATE OR MAKE DECISIONS		
		Freq	Pct
	1 = Has symptom.....	2506	4.53
	2 = Does not have symptom	268	0.48
	94 = DON'T KNOW.....	5	0.01
	97 = REFUSED	2	0.00
	98 = OTHER MISSING/NOT APPLICABLE	14618	26.45
	99 = LEGITIMATE SKIP	37869	68.52
YO_MDEA9¹	Len : 2 ANY THOUGHTS OR PLANS OF SUICIDE		
		Freq	Pct
	1 = Has symptom.....	2017	3.65
	2 = Does not have symptom	725	1.31
	94 = DON'T KNOW.....	9	0.02
	97 = REFUSED	30	0.05
	98 = OTHER MISSING/NOT APPLICABLE	14618	26.45
	99 = LEGITIMATE SKIP	37869	68.52
YODSMMDE¹	Len : 2 SCORE OF SYMPTOM INDICATORS 1 THRU 9		
		Freq	Pct
	1 = Has 5 or more symptoms.....	2520	4.56
	2 = Has less than 5 symptoms	605	1.09
	94 = SUM OF SYMPTOMS AND DON'T KNOW >=5.....	8	0.01
	97 = SUM OF SYMPTOMS AND REFUSED >=5	5	0.01
	98 = OTHER MISSING/NOT APPLICABLE	14261	25.80
	99 = LEGITIMATE SKIP	37869	68.52

You mentioned having some of the problems I just asked you about.

During that [TIMEFILL] period of time, how much did your [FEELNOUN] interfere or cause problems with your school work, your job, or your relationships with family and friends?

YOPBINTF¹	Len : 2 WHEN PRBLMS WORST INTERFERE WITH SCHL/ PRSNL LIFE		
		Freq	Pct
	1 = Not at all	128	0.23
	2 = A little.....	531	0.96
	3 = Some.....	872	1.58
	4 = A lot.....	727	1.32
	5 = Extremely.....	313	0.57
	94 = DON'T KNOW.....	5	0.01
	97 = REFUSED	8	0.01
	98 = BLANK (NO ANSWER).....	288	0.52
	99 = LEGITIMATE SKIP	52396	94.80

ADOLESCENT DEPRESSION

During that [TIMEFILL] period of time, how often were you unable to carry out your daily activities or to take care of yourself because of these problems with your mood?

YOPBDLYA¹ Len : 2 WHEN PRBLMS WORST UNABLE TO CARRY OUT DLY ACTVTS

	Freq	Pct
1 = Often.....	418	0.76
2 = Sometimes.....	1188	2.15
3 = Not very often	605	1.09
4 = Never.....	220	0.40
94 = DON'T KNOW.....	15	0.03
97 = REFUSED	10	0.02
98 = BLANK (NO ANSWER).....	288	0.52
99 = LEGITIMATE SKIP	52524	95.04

Think of the very first period of time in your life lasting two weeks or longer when you [FEELFILL] and also had some of the other problems we just asked about.

Can you remember your exact age?

YOPBRMBR¹ Len : 2 RMBR AGE WHEN FIRST 2+ WK PERIOD OF TIME STARTED

	Freq	Pct
1 = Yes.....	1495	2.71
2 = No.....	1071	1.94
94 = DON'T KNOW.....	14	0.03
97 = REFUSED	4	0.01
98 = BLANK (NO ANSWER).....	288	0.52
99 = LEGITIMATE SKIP	52396	94.80

How old were you?

YOPBAGE¹ Len : 3 AGE WHEN FIRST 2+ WK PERIOD OF TIME STARTED

	Freq	Pct
RANGE = 1 - 17.....	2450	4.43
994 = DON'T KNOW.....	116	0.21
997 = REFUSED	14	0.03
998 = BLANK (NO ANSWER).....	292	0.53
999 = LEGITIMATE SKIP	52396	94.80

In your entire life, how many times did you feel [FEELNOUN] for two weeks or longer while also having some of the other problems we asked about?

If you are not sure of your answer, just make your best guess.

YOPBNUM¹ Len : 4 # TIMES FELT THIS WAY FOR 2 WKS/LNGR DURING LIFE

	Freq	Pct
RANGE = 1 - 1000.....	2212	4.00
9994 = DON'T KNOW.....	317	0.57
9997 = REFUSED	55	0.10
9998 = BLANK (NO ANSWER).....	288	0.52
9999 = LEGITIMATE SKIP	52396	94.80

In the past 12 months, did you have a period of time when you felt [FEELNOUN] for two weeks or longer while also having some of the other problems we asked about?

YOPB2WK¹ Len : 2 FELT THIS WAY 2 WKS+ W/OTH PRBS DURING PST 12 MOS

	Freq	Pct
1 = Yes.....	1672	3.03
2 = No.....	852	1.54
94 = DON'T KNOW.....	44	0.08
97 = REFUSED	16	0.03
98 = BLANK (NO ANSWER).....	288	0.52
99 = LEGITIMATE SKIP	52396	94.80

ADOLESCENT DEPRESSION

NOTE: Beginning with the 2008 survey, the questions corresponding to the variables YOPSHMGT, YOPSWORK, YOPSRELS, and YOPSSOC no longer allow respondents to choose the category 95 (ACTIVITY DOES NOT APPLY).

Think about the time in the past 12 months when [NUMPROBS] with your mood [WASWERE] the worst.

Using the 0 to 10 scale shown below, where 0 means no problems and 10 means very severe problems, select the number that describes how much your [FEELNOUN] caused problems with your ability to do each of the following activities during that time. You can use any number between 0 and 10 to answer.

How much did your [FEELNOUN] cause problems with your chores at home?

YOPSHMGT¹ Len : 2 HOW MUCH DID FEELINGS INTERFERE WITH HOME CHORES

	Freq	Pct
0 = No Problems.....	117	0.21
1 = Mild - 1.....	80	0.14
2 = Mild - 2.....	114	0.21
3 = Mild - 3.....	146	0.26
4 = Moderate - 4.....	159	0.29
5 = Moderate - 5.....	275	0.50
6 = Moderate - 6.....	238	0.43
7 = Severe - 7.....	173	0.31
8 = Severe - 8.....	168	0.30
9 = Severe - 9.....	78	0.14
10 = Very Severe Problems.....	114	0.21
94 = DON'T KNOW.....	6	0.01
97 = REFUSED.....	4	0.01
98 = BLANK (NO ANSWER).....	348	0.63
99 = LEGITIMATE SKIP.....	53248	96.35

During that time in the past 12 months when your [FEELNOUN] was worst, how much did this cause problems with your ability to do well at school or work?

You can use any number between 0 and 10 to answer.

YOPSWORK¹ Len : 2 HOW MCH DID FLNGS INTRFR W/ABLTY TO DO WLL SCH/WK

	Freq	Pct
0 = No Problems.....	79	0.14
1 = Mild - 1.....	78	0.14
2 = Mild - 2.....	108	0.20
3 = Mild - 3.....	149	0.27
4 = Moderate - 4.....	142	0.26
5 = Moderate - 5.....	258	0.47
6 = Moderate - 6.....	192	0.35
7 = Severe - 7.....	229	0.41
8 = Severe - 8.....	184	0.33
9 = Severe - 9.....	103	0.19
10 = Very Severe Problems.....	141	0.26
94 = DON'T KNOW.....	4	0.01
97 = REFUSED.....	5	0.01
98 = BLANK (NO ANSWER).....	348	0.63
99 = LEGITIMATE SKIP.....	53248	96.35

ADOLESCENT DEPRESSION

How much did your [FEELNOUN] cause problems with your ability to get along with your family during that time?

You can use any number between 0 and 10 to answer.

YOPSRELS¹ Len : 2 HOW MUCH DID FLNGS INTRFR W/GETTING ALONG W/FAM

	Freq	Pct
0 = No Problems.....	65	0.12
1 = Mild - 1.....	45	0.08
2 = Mild - 2.....	87	0.16
3 = Mild - 3.....	118	0.21
4 = Moderate - 4.....	156	0.28
5 = Moderate - 5.....	196	0.35
6 = Moderate - 6.....	199	0.36
7 = Severe - 7.....	217	0.39
8 = Severe - 8.....	203	0.37
9 = Severe - 9.....	165	0.30
10 = Very Severe Problems.....	213	0.39
94 = DON'T KNOW.....	5	0.01
97 = REFUSED.....	3	0.01
98 = BLANK (NO ANSWER).....	348	0.63
99 = LEGITIMATE SKIP.....	53248	96.35

How much did your [FEELNOUN] cause problems with your social life during that time?

You can use any number between 0 and 10 to answer.

YOPSSOC¹ Len : 2 HOW MUCH DID FEELINGS INTERFERE WITH SOCIAL LIFE

	Freq	Pct
0 = No Problems.....	74	0.13
1 = Mild - 1.....	60	0.11
2 = Mild - 2.....	83	0.15
3 = Mild - 3.....	127	0.23
4 = Moderate - 4.....	131	0.24
5 = Moderate - 5.....	239	0.43
6 = Moderate - 6.....	182	0.33
7 = Severe - 7.....	203	0.37
8 = Severe - 8.....	226	0.41
9 = Severe - 9.....	148	0.27
10 = Very Severe Problems.....	190	0.34
94 = DON'T KNOW.....	5	0.01
97 = REFUSED.....	4	0.01
98 = BLANK (NO ANSWER).....	348	0.63
99 = LEGITIMATE SKIP.....	53248	96.35

NOTE: Beginning with the 2008 survey, respondents who answered "don't know" or "refused" to questions corresponding to the variables YOPSHMGT, YOPSWORK, YOPSRELS, and YOPSSOC are no longer asked the question corresponding to YOPSDAYS unless they entered a response of 1 to 10 in at least one of the other questions corresponding to YOPSHMGT through YOPSSOC.

About how many days out of 365 in the past 12 months were you totally unable to go to school or work or carry out your normal activities because of your [FEELNOUN]?

You can use any number between 0 and 365 to answer.

YOPSDAYS¹ Len : 3 # DYS UNABLE TO WORK/CARRY OUT DLY ACT PST 12 MOS

	Freq	Pct
RANGE = 0 - 365.....	1583	2.86
994 = DON'T KNOW.....	71	0.13
997 = REFUSED.....	6	0.01
998 = BLANK (NO ANSWER).....	354	0.64
999 = LEGITIMATE SKIP.....	53254	96.36

ADOLESCENT DEPRESSION

Here is a list of professionals some people talk to about the problems we have been asking about:

- General practitioner or family doctor
- Other medical doctor like a cardiologist, gynecologist, urologist
- Psychologist
- Psychiatrist or psychotherapist
- Social Worker
- Counselor
- Other mental health professional, like a mental health nurse
- A nurse, occupational therapist, or other health professional
- A religious or spiritual advisor like a minister, priest, or rabbi
- Another healer, like an herbalist, chiropractor, acupuncturist, or massage therapist

At any time in the past 12 months, did you see or talk to a medical doctor or other professional about your [FEELNOUN]?

YOSEEDOC¹	Len : 2 SEE/TALK TO A DR/OTH PROF ABT FEELINGS PAST 12 MOS		
	1 = Yes	Freq	Pct
	2 = No.....	800	1.45
	94 = DON'T KNOW.....	1755	3.18
	97 = REFUSED	15	0.03
	98 = BLANK (NO ANSWER).....	14	0.03
	99 = LEGITIMATE SKIP	288	0.52
		52396	94.80

During the past 12 months, which professionals did you see or talk to about [NUMPROBS] with your mood?

To select more than one answer from the list, press the space bar between each number you type. When you have finished, press the [ENTER] key to go to the next question.

YOFAMDOC¹	Len : 2 GEN/FAM DOC TALKED W/ABT FEELINGS PAST 12 MOS		
	1 = Response entered	Freq	Pct
	6 = Response not entered.....	181	0.33
	94 = DON'T KNOW.....	608	1.10
	97 = REFUSED	5	0.01
	98 = BLANK (NO ANSWER).....	20	0.04
	99 = LEGITIMATE SKIP	303	0.55
		54151	97.98

YOOTHDOC¹	Len : 2 OTH DR TALKED W/ABOUT FEELINGS PAST 12 MOS		
	1 = Response entered	Freq	Pct
	3 = Response entered LOGICALLY ASSIGNED.....	39	0.07
	6 = Response not entered.....	3	0.01
	94 = DON'T KNOW.....	747	1.35
	97 = REFUSED	5	0.01
	98 = BLANK (NO ANSWER).....	20	0.04
	99 = LEGITIMATE SKIP	303	0.55
		54151	97.98

YOPSYCH¹	Len : 2 PSYCHOLOGIST TALKED W/ABOUT FEELINGS PAST 12 MOS		
	1 = Response entered	Freq	Pct
	6 = Response not entered.....	244	0.44
	94 = DON'T KNOW.....	545	0.99
	97 = REFUSED	5	0.01
	98 = BLANK (NO ANSWER).....	20	0.04
	99 = LEGITIMATE SKIP	303	0.55
		54151	97.98

YOPSYMD¹	Len : 2 PSYCHIATRIST TALKED W/ABOUT FEELINGS PAST 12 MOS		
	1 = Response entered	Freq	Pct
	6 = Response not entered.....	195	0.35
	94 = DON'T KNOW.....	594	1.07
	97 = REFUSED	5	0.01
	98 = BLANK (NO ANSWER).....	20	0.04
	99 = LEGITIMATE SKIP	303	0.55
		54151	97.98

ADOLESCENT DEPRESSION

YOSOCWRK¹	Len : 2 SOCIAL WORKER TALKED W/ABOUT FEELINGS PAST 12 MOS		
		Freq	Pct
	1 = Response entered	123	0.22
	6 = Response not entered.....	666	1.21
	94 = DON'T KNOW.....	5	0.01
	97 = REFUSED	20	0.04
	98 = BLANK (NO ANSWER).....	303	0.55
	99 = LEGITIMATE SKIP	54151	97.98
YOCOUNS¹	Len : 2 COUNSELOR TALKED W/ABOUT FEELINGS PAST 12 MOS		
		Freq	Pct
	1 = Response entered	500	0.90
	3 = Response entered LOGICALLY ASSIGNED.....	3	0.01
	6 = Response not entered.....	286	0.52
	94 = DON'T KNOW.....	5	0.01
	97 = REFUSED	20	0.04
	98 = BLANK (NO ANSWER).....	303	0.55
	99 = LEGITIMATE SKIP	54151	97.98
YOOTHMHP¹	Len : 2 MENTAL PROF TALKED W/ABOUT FEELINGS PAST 12 MOS		
		Freq	Pct
	1 = Response entered	49	0.09
	6 = Response not entered.....	740	1.34
	94 = DON'T KNOW.....	5	0.01
	97 = REFUSED	20	0.04
	98 = BLANK (NO ANSWER).....	303	0.55
	99 = LEGITIMATE SKIP	54151	97.98
YONURSE¹	Len : 2 NURSE ETC.TALKED W/ABOUT FEELINGS PAST 12 MOS		
		Freq	Pct
	1 = Response entered	68	0.12
	6 = Response not entered.....	721	1.30
	94 = DON'T KNOW.....	5	0.01
	97 = REFUSED	20	0.04
	98 = BLANK (NO ANSWER).....	303	0.55
	99 = LEGITIMATE SKIP	54151	97.98
YORELIG¹	Len : 2 RELIGIOUS ADVSR TLKED W/ABOUT FEELINGS PST 12 MOS		
		Freq	Pct
	1 = Response entered	90	0.16
	3 = Response entered LOGICALLY ASSIGNED.....	1	0.00
	6 = Response not entered.....	698	1.26
	94 = DON'T KNOW.....	5	0.01
	97 = REFUSED	20	0.04
	98 = BLANK (NO ANSWER).....	303	0.55
	99 = LEGITIMATE SKIP	54151	97.98
YOHERBAL¹	Len : 2 HERBALIST TALKED W/ABOUT FEELINGS PAST 12 MOS		
		Freq	Pct
	1 = Response entered	13	0.02
	6 = Response not entered.....	776	1.40
	94 = DON'T KNOW.....	5	0.01
	97 = REFUSED	20	0.04
	98 = BLANK (NO ANSWER).....	303	0.55
	99 = LEGITIMATE SKIP	54151	97.98
YOOTHHLP¹	Len : 2 OTH HELP PROF TALKED W/ABOUT FEELINGS PAST 12 MOS		
		Freq	Pct
	1 = Response entered	40	0.07
	6 = Response not entered.....	749	1.36
	94 = DON'T KNOW.....	5	0.01
	97 = REFUSED	20	0.04
	98 = BLANK (NO ANSWER).....	303	0.55
	99 = LEGITIMATE SKIP	54151	97.98

ADOLESCENT DEPRESSION

Are you currently receiving treatment or counseling for [NUMPROBS] with your mood?

YOTMTNOW¹	Len : 2	CURRENTLY RCVNG TREATMENT/COUNSLG FOR MOOD		
			Freq	Pct
	1 = Yes		350	0.63
	2 = No.....		445	0.81
	94 = DON'T KNOW.....		4	0.01
	97 = REFUSED		15	0.03
	98 = BLANK (NO ANSWER).....		303	0.55
	99 = LEGITIMATE SKIP		54151	97.98

During the past 12 months, did you take prescription medication that was prescribed for[NUMPROBS]?

YORX12MO¹	Len : 2	TAKE PRES MEDS PRESCRIBED FOR MOOD PAST 12 MONTHS		
			Freq	Pct
	1 = Yes		407	0.74
	2 = No.....		2163	3.91
	94 = DON'T KNOW.....		7	0.01
	97 = REFUSED		7	0.01
	98 = BLANK (NO ANSWER).....		288	0.52
	99 = LEGITIMATE SKIP		52396	94.80

Are you currently taking prescription medication that was prescribed for [NUMPROBS]?

YORXNOW¹	Len : 2	CURRENTLY TAKING PRESC MEDS PRESCRIBED FOR MOOD		
			Freq	Pct
	1 = Yes		266	0.48
	2 = No.....		140	0.25
	97 = REFUSED		8	0.01
	98 = BLANK (NO ANSWER).....		295	0.53
	99 = LEGITIMATE SKIP		54559	98.72

During the past 12 months, how much has this prescription medication helped you?

YORXHLP¹	Len : 2	HOW MUCH HAS PRESC MEDS FOR MOOD HELPED PST 12 MOS		
			Freq	Pct
	1 = Not at all		54	0.10
	2 = A little.....		61	0.11
	3 = Some.....		112	0.20
	4 = A lot.....		111	0.20
	5 = Extremely.....		68	0.12
	97 = REFUSED		8	0.01
	98 = BLANK (NO ANSWER).....		295	0.53
	99 = LEGITIMATE SKIP		54559	98.72

During the past 12 months, how much has treatment or counseling helped you?

YOTMTHLP¹	Len : 2	HOW MUCH HAS TRMT/COUNSLG HELPED PST 12 MOS		
			Freq	Pct
	1 = Not at all		130	0.24
	2 = A little.....		176	0.32
	3 = Some.....		177	0.32
	4 = A lot.....		199	0.36
	5 = Extremely.....		110	0.20
	94 = DON'T KNOW.....		5	0.01
	97 = REFUSED		17	0.03
	98 = BLANK (NO ANSWER).....		303	0.55
	99 = LEGITIMATE SKIP		54151	97.98

RECODED ADOLESCENT DEPRESSION

RECODED ADOLESCENT DEPRESSION

NOTE: The variables in this section are recoded variables that were created from one or more of the edited variables from the preceding section.

NOTE: Certain source variables that were used to create recoded variables have valid values that might not have been reported or assigned for the current survey year. However, these values have been included in the general specifications in the codebook on how the recoded variables were created. See additional details about this issue in the Organization of the Data File section of this codebook introduction.

NOTE: Starting with the 2004 NSDUH, respondents were administered separate age-appropriate depression modules designed to measure whether or not respondents had experienced a major depressive episode (MDE) in their lifetime and past year. All adolescent (youth) respondents aged 12 to 17 were asked questions from the Youth Depression module. The 2004 NSDUH only asked a subsample of adults aged 18 or older the questions from the Adult Depression module, but starting in 2005, all adults were administered the questionnaire module.

From 2004 through 2007, a single set of variables was created containing the recoded MDE data for both adult and adolescent respondents combined. In 2008, instead of a single set of variables, two recoded sets of MDE variables were created for adolescents and adults separately. This change was due to the presence of context effects in the adult estimates stemming from changes in the mental health module which precedes the adult depression section within the questionnaire. Based on an analysis of the 2008 data that evaluated the presence of context effects, it was determined that the adult depression estimates in 2008 and later years are not comparable with years prior to 2008, and the variables were therefore renamed to indicate the lack of comparability. The youth depression estimates were not impacted by the 2008 adult questionnaire changes and are considered comparable across years. Therefore, only the youth depression variables that were previously defined for both adults and youth had to be renamed. Multi-year trend analyses can be performed by renaming the recoded adolescent depression variables the same across years. Youth depression variables that did not require renaming are noted specifically in the comments above the variables below. See the 2008 Recoded Mental Health Appendix for more detailed information on the 2008 changes.

In 2009, changes were made to the youth mental health service utilization (YMHSU) questions that preceded the adolescent depression questions. These changes included the replacement of five questions that asked about receipt of special education services and school counseling, and time spent in jail or foster care with questions that asked about receipt of mental health services in the education and justice system sectors. Due to this change, a context effect analysis was done using data from the first 6 months of the 2009 NSDUH and sought to determine whether changes in the YMHSU module affected responses to the first three adolescent depression questions and the lifetime and past year MDE estimates. The results of the analysis showed these changes in 2009 did not appear to affect the estimates of adolescent MDE; therefore, no further variable changes were needed.

Additional details on these adolescent depression recoded variables as well as sample SAS code showing how to rename the variables for multi-year analyses are provided in the Recoded Depression Variable Documentation Appendix.

The following variable, YMDELTA, classifies an adolescent as having a major depressive episode (MDE) in their lifetime, YMDELTA=1, if they reported experiencing at least 5 out of the 9 criteria used to define an adolescent as having had MDE in their lifetime, where at least one of the criteria is a depressed mood or loss of interest or pleasure in daily activities (YODSMMDE=1).

An adolescent was classified as NOT having a major depressive episode (MDE) in their lifetime, YMDELTA=2, if they met either of these conditions:

1. Reported experiencing fewer than 5 out of the 9 criteria used to define an adolescent as having had MDE in their lifetime (YODSMMDE=2).
2. If the number of criteria used to define an adolescent as having had MDE in their lifetime is unknown (YODSMMDE=98) and the respondent reported at least one of the following:
- 3.
4.
 1. Never having had a period of time lasting several days or longer when felt sad, empty, or depressed (YODPREV=2), discouraged or hopeless about how things were going in life (YODSCEV=2), and lost interest and became bored with most things usually enjoyable (YOLOSEV=2).
 2. Experienced the feelings in (i), but they did not last most of the day, almost every day for two weeks or longer [YOLSI2WK=2 or YODPR2WK=2].
 3. Experienced the feelings in (i) most of the day, almost every day for two weeks or longer, but the feelings lasted less than an hour when mood was most severe and frequent (YOWRHRS=1).
 4. Experienced the feelings in (i) most of the day, almost every day for two weeks or longer for at least an hour during those times when mood was most severe and frequent, but the bad feelings were mild (YOWRDST=1), there was never a time when you felt so bad that nothing could cheer you up (YOWRCHR=4), and there was never a time when you felt so bad that you could not carry out your daily activities (YOWRIMP=4).
 5. Experienced the feelings in (i) most of the day, almost every day for two weeks or longer for at least an hour with bad feelings that were more than mild or at some point could not be cheered up or could not carry out daily activities, but never had any other problems during those weeks, such as changes in sleep, eating, energy, the ability to keep mind on things, or feeling badly about self (YODPPROB=2).
- 5.

YMDELTA	Len : 1 YOUTH: LIFETIME MAJOR DEPRESSIVE EPISODE (MDE)	Freq	Pct
	. = Aged 18+/Unknown (Otherwise)	38184	69.09
	1 = Yes (YODSMMDE=1)	2520	4.56

RECODED ADOLESCENT DEPRESSION

2 = No (See comment above) 14564 26.35

YMDEYR	Len : 1 YOUTH: PAST YEAR MAJOR DEPRESSIVE EPISODE (MDE)		
	. = Aged 18+/Unknown (Otherwise)	Freq	Pct
	1 = Yes (YMDELTA=1 & YOPB2WK=1)	38241	69.19
	2 = No (YMDELTA=2 or [YMDELTA=1 & YOPB2WK=2])	1652	2.99
		15375	27.82

YMDEADA	Len : 1 YOUTH: PAST YEAR MDE AND SUB DEP OR ABUSE		
	. = Aged 18+/Unknown (Otherwise)	Freq	Pct
	0 = No (YMDEYR=2 or ABODILAL=0)	38241	69.19
	1 = Yes (YMDEYR=1 & ABODILAL=1)	16747	30.30
		280	0.51

NOTE: The following 25 variables are among all adolescent respondents who were asked the respective questions and are not confined to those respondents who were ultimately classified as having a Major Depressive Episode (MDE) in their lifetime or past year. To produce estimates among adolescents with MDE, the analysis will need to be restricted by either the lifetime MDE variable (YMDELTA) or the past year MDE variable (YMDEYR).

YTXMDEYR	Len : 1 YOUTH: SAW OR TALK TO MD/PROF FOR MDE IN PAST YEAR		
	. = Aged 18+/Unknown (Otherwise)	Freq	Pct
	0 = No (YOSEEDOC=2)	52713	95.38
	1 = Yes (YOSEEDOC=1)	1755	3.18
		800	1.45

YRXMDEYR	Len : 1 YOUTH: USED RX MEDICATION FOR MDE IN PAST YEAR		
	. = Aged 18+/Unknown (Otherwise)	Freq	Pct
	0 = No (YORX12MO=2)	52698	95.35
	1 = Yes (YORX12MO=1)	2163	3.91
		407	0.74

In the following variable, YMDETXX, an adolescent is defined as having received treatment/counseling if he/she saw or talked to a medical doctor or other professional for MDE.

YMDETXX	Len : 1 YOUTH: RCVD TRT/CNSLG OR RX MED FOR MDE IN PST YR		
	. = Aged 18+/Unknown (Otherwise)	Freq	Pct
	0 = No (YTXMDEYR=0 and YRXMDEYR=0)	52708	95.37
	1 = Yes (YTXMDEYR=1 or YRXMDEYR=1)	1672	3.03
		888	1.61

YDOCMDE	Len : 1 YOUTH: SAW/TALK TO GEN PRAC/FAM MD ABOUT MDE IN PY		
	. = Aged 18+/Unknown/Legitimate Skip (Otherwise)	Freq	Pct
	0 = No (YOSEEDOC=2 or YOFAMDOC=6)	52724	95.40
	1 = Yes (YOFAMDOC=1,3)	2363	4.28
		181	0.33

YOMDMDE	Len : 1 YOUTH: SAW/TALK TO OTHER MD ABOUT MDE IN PAST YEAR		
	. = Aged 18+/Unknown/Legitimate Skip (Otherwise)	Freq	Pct
	0 = No (YOSEEDOC=2 or YOOTHDOC=6)	52724	95.40
	1 = Yes (YOOTHDOC=1,3)	2502	4.53
		42	0.08

YPSY1MDE	Len : 1 YOUTH: SAW/TALK TO PSYCHOLOGIST ABT MDE IN PST YR		
	. = Aged 18+/Unknown/Legitimate Skip (Otherwise)	Freq	Pct
	0 = No (YOSEEDOC=2 or YOPSYCH=6)	52724	95.40
	1 = Yes (YOPSYCH=1,3)	2300	4.16
		244	0.44

YPSY2MDE	Len : 1 YOUTH: SAW/TALK TO PSYCHIATRIST ABT MDE IN PST YR		
	. = Aged 18+/Unknown/Legitimate Skip (Otherwise)	Freq	Pct
	0 = No (YOSEEDOC=2 or YOPSYMD=6)	52724	95.40
	1 = Yes (YOPSYMD=1,3)	2349	4.25
		195	0.35

RECODED ADOLESCENT DEPRESSION

YSOCMDE	Len : 1 YOUTH: SAW/TALK TO SOCIAL WORKER ABOUT MDE IN PY		
	. = Aged 18+/Unknown/Legitimate Skip (Otherwise)	Freq	Pct
	0 = No (YOSEEDOC=2 or YOSOCWRK=6)	52724	95.40
	1 = Yes (YOSOCWRK=1,3)	2421	4.38
		123	0.22
YCOUNMDE	Len : 1 YOUTH: SAW/TALK TO COUNSELOR ABOUT MDE IN PST YR		
	. = Aged 18+/Unknown/Legitimate Skip (Otherwise)	Freq	Pct
	0 = No (YOSEEDOC=2 or YOCOUNS=6)	52724	95.40
	1 = Yes (YOCOUNS=1,3)	2041	3.69
		503	0.91
YOMHMDE	Len : 1 YOUTH: SAW/TALK TO OTH MENT HLTH PROF ABT MDE-PY		
	. = Aged 18+/Unknown/Legitimate Skip (Otherwise)	Freq	Pct
	0 = No (YOSEEDOC=2 or [YOOOTHMHP=6 & No Writ-in Enter])	52724	95.40
	1 = Yes (YOOOTHMHP=1,3 or Write-in Response Entered)	2485	4.50
		59	0.11
YNURSMDE	Len : 1 YOUTH: SAW/TALK TO NURSE/OCC THERA ABOUT MDE IN PY		
	. = Aged 18+/Unknown/Legitimate Skip (Otherwise)	Freq	Pct
	0 = No (YOSEEDOC=2 or YONURSE=6)	52724	95.40
	1 = Yes (YONURSE=1,3)	2476	4.48
		68	0.12
YRELMDE	Len : 1 YOUTH: SAW/TALK TO RELIG ADVISOR ABOUT MDE IN PY		
	. = Aged 18+/Unknown/Legitimate Skip (Otherwise)	Freq	Pct
	0 = No (YOSEEDOC=2 or YORELIG=6)	52724	95.40
	1 = Yes (YORELIG=1,3)	2453	4.44
		91	0.16
YHBCHMDE	Len : 1 YOUTH: SAW/TALK TO ANOTHER HEALER ABOUT MDE IN PY		
	. = Aged 18+/Unknown/Legitimate Skip (Otherwise)	Freq	Pct
	0 = No (YOSEEDOC=2 or YOHERBAL=6)	52724	95.40
	1 = Yes (YOHERBAL=1,3)	2531	4.58
		13	0.02

The following variable, YOTHMDE, defines an adolescent as having seen or talked to another professional about MDE during the past year, YOTHMDE=1, if s/he entered a valid write-in response other than the responses that matched the existing categories.

An adolescent was classified as NOT having seen or talked to another professional about MDE during the past year, YOTHMDE=0, if s/he met either of these conditions:

1. Reported NOT seeing or talking to a medical doctor or other professional during the past year (YOSEEDOC=2).
2. Response not entered for whether other mental health professional was seen or talked to during the past year (YOOOTHMHP=6).
3. Write-in response entered matched an existing category.

YOTHMDE	Len : 1 YOUTH: SAW/TALK TO OTHER PROF ABOUT MDE IN PST YR		
	. = Aged 18+/Unknown/Legit Skip/Invalid Spec. Resp.....	Freq	Pct
	0 = No (See comment above)	52731	95.41
	1 = Yes (See comment above)	2525	4.57
		12	0.02

The following variable, YHLTMDE, indicates whether a youth reported seeing or talking to a health professional about MDE in the past year. Youths were classified as having seen or talked to a health professional, YHLTMDE=1, if they reported seeing or talking to any of the following professionals: general practitioner or family doctor (YDOCMDE=1); other medical doctor (YOMDMDE=1); psychologist (YPSY1MDE=1); psychiatrist or psychotherapist (YPSY2MDE=1); social worker (YSOCMDE=1); counselor (YCOUNMDE=1); other mental health professional (YOMHMDE=1); or nurse, occupational therapist, or other health professional (YNURSMDE=1). Respondents were classified as having not seen or talked to a health professional, YHLTMDE=0, if they reported not seeing or talking to all of the professionals listed above (source variable=0).

YHLTMDE	Len : 1 YOUTH: SAW/TALK TO HEALTH PROF ABOUT MDE IN PST YR		
	. = Aged 18+/Unknown (Otherwise)	Freq	Pct
	0 = No (See comment above)	52724	95.40
	1 = Yes (See comment above)	1780	3.22
		764	1.38

RECODED ADOLESCENT DEPRESSION

The following variable, YALTMDE, indicates whether a youth reported seeing or talking to an alternative service professional about MDE in the past year. Youths were classified as having seen or talked to an alternative service professional, YALTMDE=1, if they reported seeing or talking to any of the following professionals: religious or spiritual advisor (YRELMDE=1); or herbalist, chiropractor, acupuncturist, or massage therapist (YHBCHMDE=1). Respondents were classified as having not seen or talked to an alternative service professional, YALTMDE=0, if they reported not seeing or talking to all of the professionals listed above (source variable=0).

YALTMDE	Len : 1 YOUTH: SAW/TALK TO ALT SERV PROF ABOUT MDE IN PY		
	. = Aged 18+/Unknown (Otherwise)	Freq	Pct
	0 = No (See comment above)	52724	95.40
	1 = Yes (See comment above).....	2445	4.42
		99	0.18

YMDEHPRX	Len : 1 YOUTH: SAW HEALTH PROF OR RX MED FOR MDE IN PST YR		
	. = Aged 18+/Unknown (Otherwise)	Freq	Pct
	0 = No (YHLMDE=0 and YRXMDEYR=0).....	52716	95.38
	1 = Yes (YHLMDE=1 or YRXMDEYR=1).....	1695	3.07
		857	1.55

YMDEHPO	Len : 1 YOUTH: SAW HEALTH PROF ONLY FOR MDE IN PAST YEAR		
	. = Aged 18+/Unknown (Otherwise)	Freq	Pct
	0 = No (YHLMDE=0 or YRXMDEYR=1).....	52719	95.39
	1 = Yes (YHLMDE=1 and YRXMDEYR=0).....	2102	3.80
		447	0.81

YMDERXO2	Len : 1 YOUTH: RCVD RX MED, NO HEALTH PROF FOR MDE IN PY		
	. = Aged 18+/Unknown (Otherwise)	Freq	Pct
	0 = No (YRXMDEYR=0 or YHLMDE=1).....	52703	95.36
	1 = Yes (YRXMDEYR=1 and YHLMDE=0).....	2480	4.49
		85	0.15

YMDEHARX	Len : 1 YOUTH: SAW HEALTH PROF AND RX MED FOR MDE IN PY		
	. = Aged 18+/Unknown (Otherwise)	Freq	Pct
	0 = No (YHLMDE=0 or YRXMDEYR=0).....	52706	95.36
	1 = Yes (YHLMDE=1 and YRXMDEYR=1).....	2248	4.07
		314	0.57

YMDEIMDA	Len : 1 YOUTH: PY MDE W/ SEV IMPAIRMT AND SUB DEP OR ABUSE		
	. = Aged 18+/Unknown (Otherwise)	Freq	Pct
	0 = No (MDEIMPY=2 or ABODILAL=0).....	38245	69.20
	1 = Yes (MDEIMPY=1 & ABODILAL=1).....	16809	30.41
		214	0.39

NOTE: The following five variables were not renamed in 2008 since they were originally only defined for youth; therefore, no changes are needed for these in order to generate analyses across years.

NOTE: The following four variables make up the four role domains (chores at home, school or work, close relationships with family, and social life) of the Sheehan Disability Scale (SDS), which measures the impact of a disorder on an adolescent's life.

YSDSHOME	Len : 1 YOUTH: MDE ROLE IMPAIRMENT - CHORES AT HOME		
	. = Aged 18+/Unknown/Legitimate Skip (Otherwise)	Freq	Pct
	1 = None (YOPSHMGT=0)	53606	96.99
	2 = Mild (YOPSHMGT=1,2,3)	117	0.21
	3 = Moderate (YOPSHMGT=4,5,6)	340	0.62
	4 = Severe (YOPSHMGT=7,8,9).....	672	1.22
	5 = Very Severe (YOPSHMGT=10)	419	0.76
		114	0.21

YSDSWRK	Len : 1 YOUTH: MDE ROLE IMPAIRMENT - SCHOOL OR WORK		
	. = Aged 18+/Unknown/Legitimate Skip (Otherwise)	Freq	Pct
	1 = None (YOPSWORK=0).....	53605	96.99
	2 = Mild (YOPSWORK=1,2,3).....	79	0.14
	3 = Moderate (YOPSWORK=4,5,6)	335	0.61
	4 = Severe (YOPSWORK=7,8,9).....	592	1.07
	5 = Very Severe (YOPSWORK=10).....	516	0.93
		141	0.26

RECODED ADOLESCENT DEPRESSION

YSDSREL	Len : 1 YOUTH: MDE ROLE IMPAIRMENT - FAMILY RELATIONSHIPS		
		Freq	Pct
	. = Aged 18+/Unknown/Legitimate Skip (Otherwise)	53604	96.99
	1 = None (YOPSRELS=0)	65	0.12
	2 = Mild (YOPSRELS=1,2,3).....	250	0.45
	3 = Moderate (YOPSRELS=4,5,6)	551	1.00
	4 = Severe (YOPSRELS=7,8,9).....	585	1.06
	5 = Very Severe (YOPSRELS=10).....	213	0.39

YDSSOC	Len : 1 YOUTH: MDE ROLE IMPAIRMENT - SOCIAL LIFE		
		Freq	Pct
	. = Aged 18+/Unknown/Legitimate Skip (Otherwise)	53605	96.99
	1 = None (YOPSSOC=0)	74	0.13
	2 = Mild (YOPSSOC=1,2,3).....	270	0.49
	3 = Moderate (YOPSSOC=4,5,6).....	552	1.00
	4 = Severe (YOPSSOC=7,8,9)	577	1.04
	5 = Very Severe (YOPSSOC=10)	190	0.34

The following variable, YSDSOVRL, is assigned the maximum level of interference over the four role domains of SDS: chores at home (YSDSHOME), school or work (YSDSWRK), family relationships (YSDSREL), and social life (YDSSOC).

YSDSOVRL	Len : 1 YOUTH: MAX SEVERITY LEVEL OF MDE ROLE IMPAIRMENT		
		Freq	Pct
	. = Aged 18+/Unknown/Legitimate Skip (Otherwise)	53600	96.98
	1 = None (See comment above)	8	0.01
	2 = Mild (See comment above)	76	0.14
	3 = Moderate (See comment above).....	425	0.77
	4 = Severe (See comment above)	779	1.41
	5 = Very Severe (See comment above)	380	0.69

The following variable, MDEIMPY, is derived from the maximum severity level of MDE role impairment (YSDSOVRL) and is restricted to adolescents with past year MDE (YMDEYR).

MDEIMPY	Len : 1 YOUTH: MDE WITH SEVERE ROLE IMPAIRMENT		
		Freq	Pct
	. = Aged 18+/Unknown (Otherwise)	38245	69.20
	1 = Yes (YMDEYR=1 and YSDSOVRL=4,5).....	1155	2.09
	2 = No (YMDEYR=2 or YSDSOVRL=1,2,3)	15868	28.71

CONSUMPTION OF ALCOHOL

CONSUMPTION OF ALCOHOL

The values in the section may be inconsistent with values from the core section(s). Items in this section were edited when respondents legitimately skipped out of these items based on prior answers in the core section(s). Otherwise, non-core items generally were not edited to make them consistent with core items, and core items were not edited to make them consistent with non-core items. This note applies to variables in this section marked by a¹.

The next few questions return to the topic of alcohol. Remember that by a drink, we mean a can or bottle of beer, a glass of wine or a wine cooler, a shot of liquor, or a mixed drink with liquor in it. We are not asking about times when you only had a sip or two from a drink.

Earlier, the computer recorded that you drank at least one alcoholic beverage within the past 30 days, that is, since [DATEFILL].

Please think about the last time you drank any alcoholic beverage. How many drinks did you have that time?

CADRLAST¹ Len : 3 # OF DRINKS THE LAST TIME DRANK IN PAST 30 DAYS

	Freq	Pct
RANGE = 1 - 90.....	24139	43.68
985 = BAD DATA Logically assigned.....	4	0.01
991 = NEVER USED ALCOHOL.....	16489	29.83
993 = DID NOT USE ALCOHOL IN THE PAST 30 DAYS.....	13929	25.20
994 = DON'T KNOW.....	198	0.36
997 = REFUSED.....	99	0.18
998 = BLANK (NO ANSWER).....	410	0.74

This last time you drank, were you alone or were you with one or more other people?

CADRPEOP¹ Len : 2 ALONE OR W/ MORE THAN ONE PERSON LAST TIME DRANK

	Freq	Pct
1 = I was alone the last time I drank.....	316	0.57
2 = I was with one other person the last time I drank.....	812	1.47
3 = I was with >one other person the last time I drank.....	4264	7.72
85 = BAD DATA Logically assigned.....	2	0.00
91 = NEVER USED ALCOHOL.....	16489	29.83
93 = DID NOT USE ALCOHOL IN THE PAST 30 DAYS.....	13929	25.20
94 = DON'T KNOW.....	9	0.02
97 = REFUSED.....	36	0.07
98 = BLANK (NO ANSWER).....	341	0.62
99 = LEGITIMATE SKIP.....	19070	34.50

Where did you drink alcoholic beverages this last time you drank?

CADRCAR¹ Len : 2 I DRANK IN A CAR OR OTHER VEHICLE

	Freq	Pct
1 = Response entered.....	229	0.41
3 = Response entered LOGICALLY ASSIGNED.....	3	0.01
6 = Response not entered.....	5101	9.23
85 = BAD DATA Logically assigned.....	2	0.00
91 = NEVER USED ALCOHOL.....	16489	29.83
93 = DID NOT USE ALCOHOL IN THE PAST 30 DAYS.....	13929	25.20
94 = DON'T KNOW.....	22	0.04
97 = REFUSED.....	82	0.15
98 = BLANK (NO ANSWER).....	341	0.62
99 = LEGITIMATE SKIP.....	19070	34.50

CADRHOME¹ Len : 2 I DRANK AT MY HOME

	Freq	Pct
1 = Response entered.....	1654	2.99
3 = Response entered LOGICALLY ASSIGNED.....	6	0.01
6 = Response not entered.....	3673	6.65
91 = NEVER USED ALCOHOL.....	16489	29.83
93 = DID NOT USE ALCOHOL IN THE PAST 30 DAYS.....	13929	25.20
94 = DON'T KNOW.....	22	0.04
97 = REFUSED.....	82	0.15
98 = BLANK (NO ANSWER).....	343	0.62
99 = LEGITIMATE SKIP.....	19070	34.50

CONSUMPTION OF ALCOHOL

CADROTHM¹ Len : 2 I DRANK AT SOMEONE ELSE'S HOME

	Freq	Pct
1 = Response entered	2859	5.17
3 = Response entered LOGICALLY ASSIGNED.....	55	0.10
6 = Response not entered.....	2419	4.38
91 = NEVER USED ALCOHOL.....	16489	29.83
93 = DID NOT USE ALCOHOL IN THE PAST 30 DAYS.....	13929	25.20
94 = DON'T KNOW.....	22	0.04
97 = REFUSED	82	0.15
98 = BLANK (NO ANSWER).....	343	0.62
99 = LEGITIMATE SKIP	19070	34.50

CADRPUBL¹ Len : 2 I DRANK AT A PARK, ON A BEACH OR IN A PARKING LOT

	Freq	Pct
1 = Response entered	218	0.39
3 = Response entered LOGICALLY ASSIGNED.....	14	0.03
6 = Response not entered.....	5101	9.23
91 = NEVER USED ALCOHOL.....	16489	29.83
93 = DID NOT USE ALCOHOL IN THE PAST 30 DAYS.....	13929	25.20
94 = DON'T KNOW.....	22	0.04
97 = REFUSED	82	0.15
98 = BLANK (NO ANSWER).....	343	0.62
99 = LEGITIMATE SKIP	19070	34.50

CADRBAR¹ Len : 2 I DRANK IN A RESTAURANT, BAR OR CLUB

	Freq	Pct
1 = Response entered	292	0.53
3 = Response entered LOGICALLY ASSIGNED.....	12	0.02
6 = Response not entered.....	5029	9.10
91 = NEVER USED ALCOHOL.....	16489	29.83
93 = DID NOT USE ALCOHOL IN THE PAST 30 DAYS.....	13929	25.20
94 = DON'T KNOW.....	22	0.04
97 = REFUSED	82	0.15
98 = BLANK (NO ANSWER).....	343	0.62
99 = LEGITIMATE SKIP	19070	34.50

CADREVNT¹ Len : 2 I DRANK AT A CONCERT OR SPORTS GAME

	Freq	Pct
1 = Response entered	91	0.16
3 = Response entered LOGICALLY ASSIGNED.....	1	0.00
6 = Response not entered.....	5241	9.48
91 = NEVER USED ALCOHOL.....	16489	29.83
93 = DID NOT USE ALCOHOL IN THE PAST 30 DAYS.....	13929	25.20
94 = DON'T KNOW.....	22	0.04
97 = REFUSED	82	0.15
98 = BLANK (NO ANSWER).....	343	0.62
99 = LEGITIMATE SKIP	19070	34.50

CADRSCHL¹ Len : 2 I DRANK AT SCHOOL

	Freq	Pct
1 = Response entered	104	0.19
3 = Response entered LOGICALLY ASSIGNED.....	6	0.01
6 = Response not entered.....	5223	9.45
91 = NEVER USED ALCOHOL.....	16489	29.83
93 = DID NOT USE ALCOHOL IN THE PAST 30 DAYS.....	13929	25.20
94 = DON'T KNOW.....	22	0.04
97 = REFUSED	82	0.15
98 = BLANK (NO ANSWER).....	343	0.62
99 = LEGITIMATE SKIP	19070	34.50

CONSUMPTION OF ALCOHOL

CADROTH¹

Len : 2 I DRANK AT SOME OTHER PLACE

	Freq	Pct
1 = Response entered	593	1.07
6 = Response not entered.....	4740	8.58
91 = NEVER USED ALCOHOL.....	16489	29.83
93 = DID NOT USE ALCOHOL IN THE PAST 30 DAYS.....	13929	25.20
94 = DON'T KNOW.....	22	0.04
97 = REFUSED	82	0.15
98 = BLANK (NO ANSWER).....	343	0.62
99 = LEGITIMATE SKIP	19070	34.50

CADROTS2¹

Len : 2 OTHER PLACE YOU LAST DRANK ALCOHOL

	Freq	Pct
1 = I drank in a car or other vehicle	3	0.01
2 = I drank at my home	10	0.02
3 = I drank at someone else's home	70	0.13
4 = I drank at a park, on a beach, or in a parking lot.....	14	0.03
5 = I drank in a restaurant, bar or club	16	0.03
6 = I drank at a concert or sports game.....	1	0.00
7 = I drank at school	6	0.01
8 = I drank at some other place.....	5	0.01
9 = At respondent's place of work/business	4	0.01
11 = In a boat, ship, water vessel.....	7	0.01
14 = At a cabin, cottage, vacation home/vacation condo.....	8	0.01
15 = Hotel/motel/resort/BB; restaurnt/bar/club not spec	41	0.07
16 = On a farm/ranch/or in barn; R's home unspec	7	0.01
17 = At a house/apt/garage; no other information	15	0.03
18 = At a swimming pool.....	5	0.01
20 = River/lake/waterfront/harbor; park/beach unspfd.....	17	0.03
22 = Camping/hunting/fishing; no other information	22	0.04
23 = Street/road/alley/neighborhood	16	0.03
24 = Outside; park, beach, parkng lot, water unspcfd.....	81	0.15
26 = Place of entertainment; club/sports/concert unspec	12	0.02
27 = Place of business; work/restartn/bar/bowling unspec	6	0.01
29 = In a dorm/dorm room	7	0.01
30 = At a fraternity/sorority house or event.....	6	0.01
33 = Inside a building; home/school/business unspcfd.....	13	0.02
35 = At a party/wedding/celebration/event; no othr info.....	109	0.20
36 = With friends/family, hanging out; location unspfd.....	3	0.01
70 = City/State/Country/vacation, location unspecified.....	25	0.05
85 = BAD DATA Logically assigned.....	22	0.04
91 = NEVER USED ALCOHOL.....	16489	29.83
93 = DID NOT USE ALCOHOL IN THE PAST 30 DAYS.....	13929	25.20
94 = DON'T KNOW.....	17	0.03
97 = REFUSED	107	0.19
98 = BLANK (NO ANSWER).....	365	0.66
99 = LEGITIMATE SKIP	23810	43.08

Did you pay for the last alcoholic beverage that you drank?

CABUYFRE¹

Len : 2 PAY FOR THE LAST ALCOHOLIC BEVERAGE THAT U DRANK

	Freq	Pct
1 = Yes	1487	2.69
2 = No.....	3894	7.05
85 = BAD DATA Logically assigned.....	2	0.00
91 = NEVER USED ALCOHOL.....	16489	29.83
93 = DID NOT USE ALCOHOL IN THE PAST 30 DAYS.....	13929	25.20
94 = DON'T KNOW.....	11	0.02
97 = REFUSED	45	0.08
98 = BLANK (NO ANSWER).....	341	0.62
99 = LEGITIMATE SKIP	19070	34.50

CONSUMPTION OF ALCOHOL

Did you buy this last alcoholic beverage yourself, or did you give money to someone else to buy it for you?

CAGVMONY¹	Len : 2 DID YOU/SOMEONE ELSE BUY LAST ALCOHOLIC BEVERAGE		
		Freq	Pct
	1 = I bought it myself.....	371	0.67
	2 = I gave money to someone else who bought it for me.....	1107	2.00
	85 = BAD DATA Logically assigned.....	2	0.00
	91 = NEVER USED ALCOHOL.....	16489	29.83
	93 = DID NOT USE ALCOHOL IN THE PAST 30 DAYS.....	13929	25.20
	94 = DON'T KNOW.....	1	0.00
	97 = REFUSED.....	12	0.02
	98 = BLANK (NO ANSWER).....	393	0.71
	99 = LEGITIMATE SKIP.....	22964	41.55

People often buy alcoholic beverages at stores, restaurants, bars, clubs, or events. Sometimes they buy alcohol from other people. Which of these statements describes the way you bought the last alcoholic beverage that you drank?

CABUYWHO¹	Len : 2 STATEMENT BEST DESCRIBES PURCHASE OF LAST ALCOHOL		
		Freq	Pct
	1 = I bought it at a store/restaurant/bar/club/event.....	293	0.53
	2 = I bought it from another person.....	73	0.13
	85 = BAD DATA Logically assigned.....	2	0.00
	91 = NEVER USED ALCOHOL.....	16489	29.83
	93 = DID NOT USE ALCOHOL IN THE PAST 30 DAYS.....	13929	25.20
	97 = REFUSED.....	9	0.02
	98 = BLANK (NO ANSWER).....	402	0.73
	99 = LEGITIMATE SKIP.....	24071	43.55

At which of these places did you buy the last alcoholic beverage that you drank?

CABPLACE¹	Len : 2 WHERE YOU BOUGHT LAST ALCOHOLIC BEVERAGE		
		Freq	Pct
	1 = I bought it at a liquor/convenience/grocery store.....	200	0.36
	2 = I bought it at a restaurant, bar or club.....	89	0.16
	3 = I bought it at a concert, sports or other event.....	3	0.01
	85 = BAD DATA Logically assigned.....	2	0.00
	91 = NEVER USED ALCOHOL.....	16489	29.83
	93 = DID NOT USE ALCOHOL IN THE PAST 30 DAYS.....	13929	25.20
	94 = DON'T KNOW.....	1	0.00
	97 = REFUSED.....	4	0.01
	98 = BLANK (NO ANSWER).....	407	0.74
	99 = LEGITIMATE SKIP.....	24144	43.69

Did you buy this last alcoholic beverage from someone who was under age 21, or were they 21 or older?

CABUNDAG¹	Len : 2 BUY LAST ALCOHOLIC BEVERAGE FR SOMEONE <21 OR 21+		
		Freq	Pct
	1 = Under age 21.....	27	0.05
	2 = Age 21 or older.....	46	0.08
	91 = NEVER USED ALCOHOL.....	16489	29.83
	93 = DID NOT USE ALCOHOL IN THE PAST 30 DAYS.....	13929	25.20
	97 = REFUSED.....	4	0.01
	98 = BLANK (NO ANSWER).....	409	0.74
	99 = LEGITIMATE SKIP.....	24364	44.08

Who bought the alcoholic beverage for you?

CAGVWHO¹	Len : 2 WHO BOUGHT THE ALCOHOLIC BEVERAGE FOR YOU		
		Freq	Pct
	1 = My parent or guardian.....	24	0.04
	2 = Another family member who is 21 or older.....	112	0.20
	3 = Someone not related to me who is 21 or older.....	799	1.45
	4 = Someone under age 21.....	137	0.25
	91 = NEVER USED ALCOHOL.....	16489	29.83
	93 = DID NOT USE ALCOHOL IN THE PAST 30 DAYS.....	13929	25.20
	94 = DON'T KNOW.....	5	0.01
	97 = REFUSED.....	34	0.06
	98 = BLANK (NO ANSWER).....	404	0.73
	99 = LEGITIMATE SKIP.....	23335	42.22

CONSUMPTION OF ALCOHOL

How did you get the last alcoholic beverage that you drank?

CAFREWHO ¹	Len : 2 HOW DID U GET THE LAST ALCOHOLIC BEVERAGE U DRANK	Freq	Pct
	1 = My parent or guardian.....	339	0.61
	2 = Another family member who is 21 or older.....	514	0.93
	3 = Someone not related to me who is 21 or older.....	1394	2.52
	4 = Someone under age 21.....	739	1.34
	5 = I took it from home.....	265	0.48
	6 = I took it from someone else's home.....	126	0.23
	7 = I got it some other way.....	342	0.62
	11 = My parent or guardian LOGICALLY ASSIGNED.....	1	0.00
	13 = Non-relative who is 21 or older LOGICALLY ASSIGNED.....	8	0.01
	14 = Someone under age 21 LOGICALLY ASSIGNED.....	4	0.01
	15 = I took it from home LOGICALLY ASSIGNED.....	5	0.01
	16 = I took it from someone else's home LOGICALLY ASSN.....	6	0.01
	91 = NEVER USED ALCOHOL.....	16489	29.83
	93 = DID NOT USE ALCOHOL IN THE PAST 30 DAYS.....	13929	25.20
	94 = DON'T KNOW.....	40	0.07
	97 = REFUSED.....	115	0.21
	98 = BLANK (NO ANSWER).....	395	0.71
	99 = LEGITIMATE SKIP.....	20557	37.20

CAFRESP ²	Len : 2 OTHER WAY YOU GOT THE LAST ALCOHOLIC BEVERAGE	Freq	Pct
	1 = My parent or guardian gave it to me.....	1	0.00
	3 = Someone not related & 21 y-o or older gave to me.....	8	0.01
	4 = Someone under age 21 gave it to me.....	4	0.01
	5 = I took it from home.....	5	0.01
	6 = I took it from someone else's home.....	6	0.01
	7 = I got it some other way.....	7	0.01
	10 = I bought/ordered it with a fake ID/similar.....	5	0.01
	12 = I bought/ordered it; how unspecified.....	13	0.02
	13 = Got/bought it in a store/liquor store; how unspcfd.....	9	0.02
	14 = Got frm bartender/at bar/restaurant;age/how unspc.....	6	0.01
	16 = Got it at party/celebration; no other info.....	20	0.04
	19 = I took/got/stole it; location unspcfd or unclear.....	16	0.03
	21 = Given by/got from relative; age unspecified.....	4	0.01
	22 = Given by/got fr friend/acquaint; age/how unspc.....	114	0.21
	23 = Given by/got fr oth non-relative; age/how unspcfd.....	6	0.01
	24 = Given by/got from person; age/relationship unspc.....	13	0.02
	25 = Got as gift/for free; no other info.....	5	0.01
	26 = Friend/acquaint of friend bought it; age unspc.....	5	0.01
	28 = Bought by someone else; age/relationship unspc.....	7	0.01
	30 = Just there/already there; no other information.....	6	0.01
	31 = Just got it/had it; no other information.....	6	0.01
	32 = From a house/home; no other information.....	6	0.01
	33 = Found it; person's home unspecified.....	12	0.02
	70 = City/State/Country/vacation, location unspecified.....	1	0.00
	85 = BAD DATA Logically assigned.....	17	0.03
	91 = NEVER USED ALCOHOL.....	16489	29.83
	93 = DID NOT USE ALCOHOL IN THE PAST 30 DAYS.....	13929	25.20
	94 = DON'T KNOW.....	27	0.05
	97 = REFUSED.....	152	0.28
	98 = BLANK (NO ANSWER).....	435	0.79
	99 = LEGITIMATE SKIP.....	23934	43.31

CONSUMPTION OF ALCOHOL

Think again about this last time you drank any alcoholic beverages, when you had [CA01 FILL] [drink/drinks]. Did you also use [DRUGFILL] while you were drinking or within a couple of hours of drinking?

CADRKDRG¹ Len : 2 ALSO USE [DRUGFILL] WHILE YOU WERE DRINKING

	Freq	Pct
1 = Yes	2789	5.05
2 = No.....	2585	4.68
81 = NEVER USED ALC OR NEVER USED OTHER DRUGS Log assn	1	0.00
83 = DIDNT USE ALC OR DIDNT USE DRG PST 30 DYS Log assn	3	0.01
85 = BAD DATA Logically assigned.....	2	0.00
91 = NEVER USED ALCOHOL OR NEVER USED OTHER DRUGS.....	24149	43.69
93 = DIDNT USE ALC OR DIDNT USE DRUGS IN THE PST 30 DYS	24951	45.15
94 = DON'T KNOW.....	15	0.03
97 = REFUSED	47	0.09
98 = BLANK (NO ANSWER).....	726	1.31

What other drug or drugs did you use while you were drinking or within a couple of hours of drinking?

CADRKMRJ¹ Len : 2 MARIJUANA OR HASHISH

	Freq	Pct
1 = Response entered	723	1.31
5 = Response entered LOG ASSN (from skip pattern)	1899	3.44
6 = Response not entered.....	57	0.10
85 = BAD DATA Logically assigned.....	1	0.00
91 = NEVER USED ALCOHOL OR NEVER USED OTHER DRUGS.....	24150	43.70
93 = DIDNT USE ALC OR DIDNT USE DRUGS IN THE PST 30 DYS	24954	45.15
97 = REFUSED	4	0.01
98 = BLANK (NO ANSWER).....	218	0.39
99 = LEGITIMATE SKIP	3262	5.90

CADRKCOG¹ Len : 2 COCAINE OR 'CRACK'

	Freq	Pct
1 = Response entered	57	0.10
5 = Response entered LOG ASSN (from skip pattern)	16	0.03
6 = Response not entered.....	125	0.23
89 = LEGITIMATE SKIP Logically assigned.....	1	0.00
91 = NEVER USED ALCOHOL OR NEVER USED OTHER DRUGS.....	24150	43.70
93 = DIDNT USE ALC OR DIDNT USE DRUGS IN THE PST 30 DYS	24954	45.15
97 = REFUSED	1	0.00
98 = BLANK (NO ANSWER).....	39	0.07
99 = LEGITIMATE SKIP	5925	10.72

CADRKHER¹ Len : 2 HEROIN

	Freq	Pct
1 = Response entered	16	0.03
6 = Response not entered.....	28	0.05
89 = LEGITIMATE SKIP Logically assigned.....	2	0.00
91 = NEVER USED ALCOHOL OR NEVER USED OTHER DRUGS.....	24150	43.70
93 = DIDNT USE ALC OR DIDNT USE DRUGS IN THE PST 30 DYS	24954	45.15
98 = BLANK (NO ANSWER).....	22	0.04
99 = LEGITIMATE SKIP	6096	11.03

CADRKHAL¹ Len : 2 HALLUCINOGENS

	Freq	Pct
1 = Response entered	39	0.07
5 = Response entered LOG ASSN (from skip pattern)	8	0.01
6 = Response not entered.....	226	0.41
89 = LEGITIMATE SKIP Logically assigned.....	2	0.00
91 = NEVER USED ALCOHOL OR NEVER USED OTHER DRUGS.....	24150	43.70
93 = DIDNT USE ALC OR DIDNT USE DRUGS IN THE PST 30 DYS	24954	45.15
98 = BLANK (NO ANSWER).....	109	0.20
99 = LEGITIMATE SKIP	5780	10.46

CONSUMPTION OF ALCOHOL

CADRKINH¹	Len : 2 INHALANTS		
		Freq	Pct
	1 = Response entered	1	0.00
	5 = Response entered LOG ASSN (from skip pattern)	2	0.00
	6 = Response not entered.....	48	0.09
	89 = LEGITIMATE SKIP Logically assigned.....	2	0.00
	91 = NEVER USED ALCOHOL OR NEVER USED OTHER DRUGS.....	24150	43.70
	93 = DIDNT USE ALC OR DIDNT USE DRUGS IN THE PST 30 DYS	24954	45.15
	97 = REFUSED	1	0.00
	98 = BLANK (NO ANSWER).....	61	0.11
	99 = LEGITIMATE SKIP	6049	10.94

CADRKANL¹	Len : 2 PRESCRIPTION PAIN RELIEVERS		
		Freq	Pct
	1 = Response entered	107	0.19
	5 = Response entered LOG ASSN (from skip pattern)	29	0.05
	6 = Response not entered.....	322	0.58
	89 = LEGITIMATE SKIP Logically assigned.....	1	0.00
	91 = NEVER USED ALCOHOL OR NEVER USED OTHER DRUGS.....	24150	43.70
	93 = DIDNT USE ALC OR DIDNT USE DRUGS IN THE PST 30 DYS	24954	45.15
	97 = REFUSED	2	0.00
	98 = BLANK (NO ANSWER).....	178	0.32
	99 = LEGITIMATE SKIP	5525	10.00

CADRKTRN¹	Len : 2 PRESCRIPTION TRANQUILIZERS		
		Freq	Pct
	1 = Response entered	32	0.06
	5 = Response entered LOG ASSN (from skip pattern)	4	0.01
	6 = Response not entered.....	197	0.36
	89 = LEGITIMATE SKIP Logically assigned.....	1	0.00
	91 = NEVER USED ALCOHOL OR NEVER USED OTHER DRUGS.....	24150	43.70
	93 = DIDNT USE ALC OR DIDNT USE DRUGS IN THE PST 30 DYS	24954	45.15
	97 = REFUSED	1	0.00
	98 = BLANK (NO ANSWER).....	74	0.13
	99 = LEGITIMATE SKIP	5855	10.59

CADRKSTM¹	Len : 2 PRESCRIPTION STIMULANTS		
		Freq	Pct
	1 = Response entered	20	0.04
	5 = Response entered LOG ASSN (from skip pattern)	4	0.01
	6 = Response not entered.....	132	0.24
	89 = LEGITIMATE SKIP Logically assigned.....	2	0.00
	91 = NEVER USED ALCOHOL OR NEVER USED OTHER DRUGS.....	24150	43.70
	93 = DIDNT USE ALC OR DIDNT USE DRUGS IN THE PST 30 DYS	24954	45.15
	98 = BLANK (NO ANSWER).....	54	0.10
	99 = LEGITIMATE SKIP	5952	10.77

CADRKMTH¹	Len : 2 METHAMPHETAMINE		
		Freq	Pct
	1 = Response entered	30	0.05
	5 = Response entered LOG ASSN (from skip pattern)	5	0.01
	6 = Response not entered.....	30	0.05
	89 = LEGITIMATE SKIP Logically assigned.....	1	0.00
	91 = NEVER USED ALCOHOL OR NEVER USED OTHER DRUGS.....	24150	43.70
	93 = DIDNT USE ALC OR DIDNT USE DRUGS IN THE PST 30 DYS	24954	45.15
	97 = REFUSED	1	0.00
	98 = BLANK (NO ANSWER).....	29	0.05
	99 = LEGITIMATE SKIP	6068	10.98

CONSUMPTION OF ALCOHOL

CADRKSED¹	Len : 2	PRESCRIPTION SEDATIVES		
			Freq	Pct
		1 = Response entered	2	0.00
		5 = Response entered LOG ASSN (from skip pattern)	1	0.00
		6 = Response not entered.....	23	0.04
		89 = LEGITIMATE SKIP Logically assigned.....	2	0.00
		91 = NEVER USED ALCOHOL OR NEVER USED OTHER DRUGS.....	24150	43.70
		93 = DIDNT USE ALC OR DIDNT USE DRUGS IN THE PST 30 DYS	24954	45.15
		98 = BLANK (NO ANSWER).....	29	0.05
		99 = LEGITIMATE SKIP	6107	11.05

NOTE: Variables pertaining to consumption of 5 or more drinks or 4 or more drinks in a single occasion have been edited with respect to ED4FLAG. ED4FLAG takes into account the editing of the variables NODR30A and DR5DAY in the core ALCOHOL module.

ED4FLAG¹	Len : 2	ANY REPORT OF 4 OR 5+ DRINKS FROM ALCOHOL MODULE		
			Freq	Pct
		0 = No report of 4 or 5+ drinks or not applicable.....	41201	74.55
		1 = Report of 4 drinks in NODR30A; no rpt 5+ drinks.....	632	1.14
		2 = Report of 5+ drinks in NODR30A or DR5DAY.....	13174	23.84
		12 = Report of 5+ drinks LOGICALLY ASSIGNED.....	47	0.09
		85 = BAD DATA Logically assigned	214	0.39

[Earlier the computer recorded that you have had at least one drink of an alcoholic beverage in your lifetime.] Have you ever had 5 or more drinks on the same occasion? By 'occasion,' we mean at the same time or within a couple of hours of each other.

CABNGEV¹	Len : 2	EVER HAD 5 OR MORE DRINKS ON THE SAME OCCASION		
			Freq	Pct
		1 = Yes	10535	19.06
		2 = No.....	14559	26.34
		3 = Yes LOGICALLY ASSIGNED	6	0.01
		4 = No LOGICALLY ASSIGNED.....	9	0.02
		5 = Yes LOGICALLY ASSIGNED (from skip pattern)	13531	24.48
		91 = NEVER USED ALCOHOL.....	16489	29.83
		94 = DON'T KNOW.....	47	0.09
		97 = REFUSED	79	0.14
		98 = BLANK (NO ANSWER).....	13	0.02

[Earlier the computer recorded that you had 5 or more drinks on the same occasion in the past 30 days.] How old were you the first time you had 5 or more drinks on the same occasion?

CABNGAGE¹	Len : 3	AGE 1ST TIME HAD 5 OR MORE DRINKS SAME OCCASION		
			Freq	Pct
		RANGE = 4 - 71.....	22787	41.23
		985 = BAD DATA Logically assigned	478	0.86
		991 = NEVER USED ALCOHOL.....	16489	29.83
		994 = DON'T KNOW.....	681	1.23
		997 = REFUSED	133	0.24
		998 = BLANK (NO ANSWER).....	132	0.24
		999 = LEGITIMATE SKIP	14568	26.36

NOTE: EIBNGAGE is an "editing indicator" for the variable CABNGAGE. The default value of EIBNGAGE is 1, when no editing has been done to CABNGAGE, other than to replace values with "bad data" codes or to assign relevant LEGITIMATE SKIP/NEVER USED ALCOHOL codes when the question did not apply. EIBNGAGE has values of 2 when values in CABNGAGE have logically been replaced with other values as part of the data editing procedures.

EIBNGAGE¹	Len : 1	EDITING INDICATOR FOR CABNGAGE		
			Freq	Pct
		1 = Questionnaire data (or bad data/legitimate skip)	55220	99.91
		2 = Logically assigned data.....	48	0.09

CONSUMPTION OF ALCOHOL

Did you first have 5 or more drinks on the same occasion in [CURRENT YEAR - 1] or [CURRENT YEAR]?

Did you first have 5 or more drinks on the same occasion in [CURRENT YEAR - 2] or [CURRENT YEAR - 1]?

In what month in [CURRENT YEAR] did you first have 5 or more drinks on the same occasion?

CABNGYFU¹	Len : 4	YEAR OF FIRST 5+ DRINKS ON SAME OCCASION - RECODE		
			Freq	Pct
		RANGE = 2010 - 2012.....	4176	7.56
		9985 = BAD DATA Logically assigned.....	76	0.14
		9989 = LEGITIMATE SKIP Logically assigned.....	102	0.18
		9991 = NEVER USED ALCOHOL.....	16489	29.83
		9994 = DON'T KNOW.....	691	1.25
		9997 = REFUSED.....	134	0.24
		9998 = BLANK (NO ANSWER).....	614	1.11
		9999 = LEGITIMATE SKIP.....	32986	59.68

NOTE: EIBNGYFU is an "editing indicator" for the variable CABNGYFU. The default value of EIBNGYFU is 1, when no editing has been done to CABNGYFU, other than to replace values with "bad data" codes or to assign relevant LEGITIMATE SKIP/NEVER USED ALCOHOL codes when the question did not apply. EIBNGYFU has values of 2 when values in CABNGYFU have logically been replaced with other values as part of the data editing procedures.

EIBNGYFU¹	Len : 1	EDITING INDICATOR FOR CABNGYFU		
			Freq	Pct
		1 = Questionnaire data (or bad data/legitimate skip).....	55230	99.93
		2 = Logically assigned data.....	38	0.07

In what month in [CURRENT YEAR] did you first have 5 or more drinks on the same occasion?

In what month in [YEAR FROM CA11a or CA11b] did you first have 5 or more drinks on the same occasion?

CABNGMFU¹	Len : 2	MONTH OF 5+ DRINKS ON SAME OCCASION - RECODE		
			Freq	Pct
		1 = January.....	479	0.87
		2 = February.....	261	0.47
		3 = March.....	289	0.52
		4 = April.....	275	0.50
		5 = May.....	290	0.52
		6 = June.....	464	0.84
		7 = July.....	429	0.78
		8 = August.....	304	0.55
		9 = September.....	277	0.50
		10 = October.....	295	0.53
		11 = November.....	178	0.32
		12 = December.....	362	0.65
		85 = BAD DATA Logically assigned.....	136	0.25
		89 = LEGITIMATE SKIP Logically assigned.....	102	0.18
		91 = NEVER USED ALCOHOL.....	16489	29.83
		94 = DON'T KNOW.....	878	1.59
		97 = REFUSED.....	145	0.26
		98 = BLANK (NO ANSWER).....	629	1.14
		99 = LEGITIMATE SKIP.....	32986	59.68

NOTE: EIBNGMFU is an "editing indicator" for the variable CABNGMFU. The default value of EIBNGMFU is 1, when no editing has been done to CABNGMFU, other than to replace values with "bad data" codes or to assign relevant LEGITIMATE SKIP/NEVER USED ALCOHOL codes when the question did not apply. EIBNGMFU has values of 2 when values in CABNGMFU have logically been replaced with other values as part of the data editing procedures.

EIBNGMFU¹	Len : 1	EDITING INDICATOR FOR CABNGMFU		
			Freq	Pct
		1 = Questionnaire data (or bad data/legitimate skip).....	55250	99.97
		2 = Logically assigned data.....	18	0.03

CONSUMPTION OF ALCOHOL

Have you ever had 4 or more drinks on the same occasion?

CA4FDEV ¹	Len : 2 EVER HAD 4 OR MORE DRINKS ON THE SAME OCCASION	Freq	Pct
1 = Yes		1233	2.23
2 = No.....		7550	13.66
3 = Yes LOGICALLY ASSIGNED		1	0.00
5 = Yes LOGICALLY ASSIGNED (from skip pattern)		11282	20.41
91 = NEVER USED ALCOHOL.....		16489	29.83
94 = DON'T KNOW.....		18	0.03
97 = REFUSED		30	0.05
98 = BLANK (NO ANSWER).....		19	0.03
99 = LEGITIMATE SKIP		18646	33.74

NOTE: The distributions for CA4FDDYS, EI4FDDYS, CA4FDAGE, EI4FDAGE, CA4FDYFU, EI4FDYFU, CA4FDMFU, and EI4FDMFU for the 2006 survey are not comparable to the corresponding distributions in this survey year. A sizable number of female respondents in 2006 were incorrectly skipped out of the items corresponding to the variables CA4FDDYS and CA4FDAGE. In turn, the error for CA4FDAGE affected female respondents' eligibility to be asked the items corresponding to CA4FDYFU and CA4FDMFU. This error was corrected for the 2007 survey.

During the past 30 days, that is, since [DATEFILL], on how many days did you have 4 or more drinks on the same occasion?

CA4FDDYS ¹	Len : 2 # DAYS HAD 4+ DRINKS SAME OCCASION PAST 30 DAYS	Freq	Pct
RANGE = 0 - 30.....		8702	15.75
85 = BAD DATA Logically assigned.....		170	0.31
91 = NEVER USED ALCOHOL.....		16489	29.83
93 = DID NOT USE ALCOHOL IN THE PAST 30 DAYS.....		13929	25.20
94 = DON'T KNOW.....		190	0.34
97 = REFUSED		53	0.10
98 = BLANK (NO ANSWER).....		81	0.15
99 = LEGITIMATE SKIP		15654	28.32

NOTE: EI4FDDYS is an "editing indicator" for the variable CA4FDDYS. The default value of EI4FDDYS is 1, when no editing has been done to CA4FDDYS, other than to replace values with "bad data" codes or to assign relevant LEGITIMATE SKIP/NEVER USED ALCOHOL codes when the question did not apply. EI4FDDYS has values of 2 when values in CA4FDDYS have logically been replaced with other values as part of the data editing procedures.

EI4FDDYS ¹	Len : 1 EDITING INDICATOR FOR CA4FDDYS	Freq	Pct
1 = Questionnaire data (or bad data/legitimate skip)		53641	97.06
2 = Logically assigned data.....		1627	2.94

How old were you the first time you had 4 or more drinks on the same occasion?

CA4FDAGE ¹	Len : 3 AGE 1ST TIME HAD 4 OR MORE DRINKS SAME OCCASION	Freq	Pct
RANGE = 4 - 76.....		11694	21.16
985 = BAD DATA Logically assigned.....		203	0.37
991 = NEVER USED ALCOHOL.....		16489	29.83
994 = DON'T KNOW.....		518	0.94
997 = REFUSED		82	0.15
998 = BLANK (NO ANSWER).....		86	0.16
999 = LEGITIMATE SKIP		26196	47.40

NOTE: EI4FDAGE is an "editing indicator" for the variable CA4FDAGE. The default value of EI4FDAGE is 1, when no editing has been done to CA4FDAGE, other than to replace values with "bad data" codes or to assign relevant LEGITIMATE SKIP/NEVER USED ALCOHOL codes when the question did not apply. EI4FDAGE has values of 2 when values in CA4FDAGE have logically been replaced with other values as part of the data editing procedures.

EI4FDAGE ¹	Len : 1 EDITING INDICATOR FOR CA4FDAGE	Freq	Pct
1 = Questionnaire data (or bad data/legitimate skip)		54828	99.20
2 = Logically assigned data.....		440	0.80

CONSUMPTION OF ALCOHOL

Did you first have 4 or more drinks on the same occasion in [CURRENT YEAR - 1] or [CURRENT YEAR]?

Did you first have 4 or more drinks on the same occasion in [CURRENT YEAR - 2] or [CURRENT YEAR - 1]?

In what month in [CURRENT YEAR] did you first have 4 or more drinks on the same occasion?

CA4FDYFU¹	Len : 4	YEAR OF FIRST 4+ DRINKS ON SAME OCCASION - RECODE		
			Freq	Pct
		RANGE = 2010 - 2012.....	2027	3.67
		9985 = BAD DATA Logically assigned.....	57	0.10
		9989 = LEGITIMATE SKIP Logically assigned.....	116	0.21
		9991 = NEVER USED ALCOHOL.....	16489	29.83
		9994 = DON'T KNOW.....	526	0.95
		9997 = REFUSED.....	82	0.15
		9998 = BLANK (NO ANSWER).....	290	0.52
		9999 = LEGITIMATE SKIP.....	35681	64.56

NOTE: EI4FDYFU is an "editing indicator" for the variable CA4FDYFU. The default value of EI4FDYFU is 1, when no editing has been done to CA4FDYFU, other than to replace values with "bad data" codes or to assign relevant LEGITIMATE SKIP/NEVER USED ALCOHOL codes when the question did not apply. EI4FDYFU has values of 2 when values in CA4FDYFU have logically been replaced with other values as part of the data editing procedures.

EI4FDYFU¹	Len : 1	EDITING INDICATOR FOR CA4FDYFU		
			Freq	Pct
		1 = Questionnaire data (or legitimately skipped).....	55209	99.89
		2 = Logically assigned data.....	59	0.11

In what month in [CURRENT YEAR] did you first have 4 or more drinks on the same occasion?

In what month in [YEAR FROM CA14a or CA14b] did you first have 4 or more drinks on the same occasion?

CA4FDMFU¹	Len : 2	MONTH OF 4+ DRINKS ON SAME OCCASION - RECODE		
			Freq	Pct
		1 = January.....	220	0.40
		2 = February.....	127	0.23
		3 = March.....	133	0.24
		4 = April.....	117	0.21
		5 = May.....	132	0.24
		6 = June.....	235	0.43
		7 = July.....	228	0.41
		8 = August.....	149	0.27
		9 = September.....	147	0.27
		10 = October.....	129	0.23
		11 = November.....	78	0.14
		12 = December.....	203	0.37
		85 = BAD DATA Logically assigned.....	87	0.16
		89 = LEGITIMATE SKIP Logically assigned.....	116	0.21
		91 = NEVER USED ALCOHOL.....	16489	29.83
		94 = DON'T KNOW.....	598	1.08
		97 = REFUSED.....	88	0.16
		98 = BLANK (NO ANSWER).....	311	0.56
		99 = LEGITIMATE SKIP.....	35681	64.56

NOTE: EI4FDMFU is an "editing indicator" for the variable CA4FDMFU. The default value of EI4FDMFU is 1, when no editing has been done to CA4FDMFU, other than to replace values with "bad data" codes or to assign relevant LEGITIMATE SKIP/NEVER USED ALCOHOL codes when the question did not apply. EI4FDMFU has values of 2 when values in CA4FDMFU have logically been replaced with other values as part of the data editing procedures.

EI4FDMFU¹	Len : 1	EDITING INDICATOR FOR CABNGMFU		
			Freq	Pct
		1 = Questionnaire data (or bad data/legitimate skip).....	55125	99.74
		2 = Logically assigned data.....	143	0.26

RECODED CONSUMPTION OF ALCOHOL

RECODED CONSUMPTION OF ALCOHOL

NOTE: The variables in this section are recoded variables that were created from one or more of the edited variables from the preceding section.

NOTE: Certain source variables that were used to create recoded variables have valid values that might not have been reported or assigned for the current survey year. However, these values have been included in the general specifications in the codebook on how the recoded variables were created. See additional details about this issue in the Organization of the Data File section of this codebook introduction.

The following variable defines the social context of a respondent's last alcohol use, including whether they drank alone or if they were with one or more persons.

UADPEOP	Len : 1 SOCIAL CONTEXT OF MOST RECENT ALCOHOL USE		
		Freq	Pct
	. = Unknown (Otherwise)	388	0.70
	1 = Drank Alone (CADRPEOP=1).....	316	0.57
	2 = Drank with One Other Person (CADRPEOP=2)	812	1.47
	3 = Drank with Two or More Other People (CADRPEOP=3)	4264	7.72
	4 = No Past Mon Alc/Aged 21+ (CADRPEOP=89,91,93,99)	49488	89.54

NOTE: The following 8 variables define the locations where respondents had their most recent alcohol use.

UADCAR	Len : 1 MOST RECENT ALCOHOL USE IN A CAR		
		Freq	Pct
	. = Unknown/No PM Use/Aged 21+ (Otherwise)	49935	90.35
	1 = Yes (CADRCAR=1,3)	232	0.42
	2 = No (CADRCAR=6).....	5101	9.23

UADHOME	Len : 1 MOST RECENT ALCOHOL USE AT HOME		
		Freq	Pct
	. = Unknown/No PM Use/Aged 21+ (Otherwise)	49935	90.35
	1 = Yes (CADRHOME=1,3)	1660	3.00
	2 = No (CADRHOME=6).....	3673	6.65

UADOTHM	Len : 1 MOST RECENT ALCOHOL USE AT SOMEONE ELSE'S HOME		
		Freq	Pct
	. = Unknown/No PM Use/Aged 21+ (Otherwise)	49935	90.35
	1 = Yes (CADROTHM=1,3).....	2914	5.27
	2 = No (CADROTHM=6).....	2419	4.38

UADPUBL	Len : 1 MOST RECENT ALCOHOL USE AT A PARK, BEACH, OR LOT		
		Freq	Pct
	. = Unknown/No PM Use/Aged 21+ (Otherwise)	49935	90.35
	1 = Yes (CADRPUBL=1,3).....	232	0.42
	2 = No (CADRPUBL=6)	5101	9.23

UADBAR	Len : 1 MOST RECENT ALCOHOL USE AT RESTAURANT, BAR OR CLUB		
		Freq	Pct
	. = Unknown/No PM Use/Aged 21+ (Otherwise)	49935	90.35
	1 = Yes (CADRBAR=1,3).....	304	0.55
	2 = No (CADRBAR=6)	5029	9.10

UADEVNT	Len : 1 MOST RECENT ALCOHOL USE AT CONCERT OR SPORTS GAME		
		Freq	Pct
	. = Unknown/No PM Use/Aged 21+ (Otherwise)	49935	90.35
	1 = Yes (CADREVNT=1,3).....	92	0.17
	2 = No (CADREVNT=6).....	5241	9.48

UADSCHL	Len : 1 MOST RECENT ALCOHOL USE AT SCHOOL		
		Freq	Pct
	. = Unknown/No PM Use/Aged 21+ (Otherwise)	49935	90.35
	1 = Yes (CADRSCHL=1,3).....	110	0.20
	2 = No (CADRSCHL=6).....	5223	9.45

RECODED CONSUMPTION OF ALCOHOL

The following variable, UADROTH, was assigned a negative response if a respondent indicated not receiving their most recent alcohol from some other place (CADROTH=6) or indicated receiving their most recent alcohol from one of the other specific locations asked about (CADROTH=1 & CADROTS2=1-7). A missing was assigned if a respondent indicated that they received their most recent alcohol from some other place (CADROTH=1) and their response to the other-specify follow-up question was invalid or unknown (CADROTS2=70, 85, 94, 97, 98) or if they were not alcohol users, or did not indicate any location for their most recent alcohol use (CADROTH=91, 93, 94, 97, 98, 99).

UADROTH Len : 1 MOST RECENT ALCOHOL USE AT SOME OTHER PLACE

	Freq	Pct
. = Unknown/No PM Use/Aged 21+ (See comment above).....	50024	90.51
1 = Yes (CADROTH=1 and CADROTS2=8-40)	384	0.69
2 = No (See comment above)	4860	8.79

UADOTSP Len : 1 OTHER LOCATIONS OF MOST RECENT ALCOHOL USE

	Freq	Pct
. = Unknown (CADROTS2=70,85,94,97,98).....	536	0.97
1 = Party, Wedding, or Celebration (CADROTS2=35).....	109	0.20
2 = Outside; Location Not Specified (CADROTS2=24).....	81	0.15
3 = Hotel, Motel, or Resort (CADROTS2=15).....	41	0.07
4 = Camping, Hunting, or Fishing (CADROTS2=22)	22	0.04
5 = Cabin, Cottage, Vacation Home, Etc. (CADROTS2=14)	8	0.01
6 = Dorm room (CADROTS2=29)	7	0.01
7 = Other Location, Nonuser, or Aged 21+ (Otherwise).....	54464	98.55

UADPAID Len : 1 UNDERAGE DRINKER PAID FOR MOST RECENT ALCOHOL

	Freq	Pct
. = Unknown (Otherwise)	399	0.72
1 = Yes (CABUYFRE=1).....	1487	2.69
2 = No (CABUYFRE=2).....	3894	7.05
3 = No Past Mon Alc/Aged 21+ (CABUYFRE=89,91,93,99).....	49488	89.54

A respondent was assigned a value of UADMONY=3 if they did not use alcohol in the past month, were aged 21 or older, or were past month alcohol users who were under 21 but did not pay for their most recent alcohol (CAGVMONY=89,91,93,99).

UADMONY Len : 1 UNDERAGE DRINKER PURCHASED MOST RECENT ALCOHOL

	Freq	Pct
. = Unknown (Otherwise)	408	0.74
1 = Bought It Myself (CAGVMONY=1)	371	0.67
2 = Gave Money to Someone Else to Buy It (CAGVMONY=2).....	1107	2.00
3 = No Past Mon Alc/Aged 21+ (CAGVMONY=89,91,93,99).....	53382	96.59

A respondent was assigned a value of UADBWHO=3 if they did not use alcohol in the past month, were aged 21 or older, were past month alcohol users who were under 21 but did not pay for their most recent alcohol, or were past month alcohol users who were under 21 and paid for their most recent alcohol but did not buy it themselves (CABUYWHO=89,91,93,99).

UADBWHO Len : 1 HOW UNDERAGE DRINKER PURCHASED MOST RECNT ALCOHOL

	Freq	Pct
. = Unknown (Otherwise)	413	0.75
1 = Bought It at a Store/Restaurant/Etc. (CABUYWHO=1).....	293	0.53
2 = Bought It From Another Person (CABUYWHO=2).....	73	0.13
3 = No Past Mon Alc/Aged 21+ (CABUYWHO=89,91,93,99)	54489	98.59

A respondent was assigned a value of UADPLACE=4 if they did not use alcohol in the past month, were aged 21 or older, were past month alcohol users who were under 21 but bought from another person, were past month alcohol users who were under 21 but did not pay for their most recent alcohol, or were past month alcohol users who were under 21 and paid for their most recent alcohol but did not buy it themselves (CABPLACE=89,91,93,99).

UADPLACE Len : 1 WHERE UNDERAGE DRINKER PURCHSD MOST RECNT ALCOHOL

	Freq	Pct
. = Unknown (Otherwise)	414	0.75
1 = Bought It at Liquor/Grocery Store (CABPLACE=1).....	200	0.36
2 = Bought It at a Restaurant/Bar/Club (CABPLACE=2)	89	0.16
3 = Bought It at a Concert/Sports/Event (CABPLACE=3).....	3	0.01
4 = No Past Mon Alc/Aged 21+ (CABPLACE=89,91,93,99)	54562	98.72

RECODED CONSUMPTION OF ALCOHOL

A respondent was assigned a value of UADBUND=3 if they did not use alcohol in the past month, were aged 21 or older, were past month alcohol users who were under 21 and bought it at a store, restaurant, bar, club, or event, were past month alcohol users who were under 21 but did not pay for their most recent alcohol, or were past month alcohol users who were under 21 and paid for their most recent alcohol but did not buy it themselves (CABUNDAG=89,91,93,99).

UADBUND Len : 1 AGE PERSON WHO PURCHASED ALC FOR UNDERAGE DRINKER

	Freq	Pct
. = Unknown (Otherwise)	413	0.75
1 = Under Age 21 (CABUNDAG=1)	27	0.05
2 = Aged 21 or Older (CABUNDAG=2)	46	0.08
3 = No Past Mon Alc/Aged 21+ (CABUNDAG=89,91,93,99)	54782	99.12

A respondent was assigned a value of UADCAG=5 if they did not use alcohol in the past month, were aged 21 or older, were past month alcohol users who were under 21 but did not pay for their most recent alcohol, or were past month alcohol users who were under 21 but bought it themselves (CAGVWHO=89,91,93,99).

UADCAG Len : 1 WHO PURCHASED UNDERAGE DRINKER MOST RECENT ALCOHOL

	Freq	Pct
. = Unknown (Otherwise)	443	0.80
1 = Parent or Guardian (CAGVWHO=1)	24	0.04
2 = Another Family Member Aged 21 or Older (CAGVWHO=2)	112	0.20
3 = Someone Not Related Aged 21 or Older (CAGVWHO=3)	799	1.45
4 = Someone Under the Age of 21 (CAGVWHO=4)	137	0.25
5 = No Past Mon Alc/Aged 21+ (CAGVWHO=89,91,93,99)	53753	97.26

The following variable, UADFWHO, was assigned missing if a respondent indicated that some other person gave them the last alcohol they drank (CAFREWHO=7) and their response to the other-specify follow-up question was unknown (CAFRESP2=70, 85, 94, 97, 98) or if they did not indicate who gave them the last alcohol they drank (CAFREWHO=85, 94, 97, 98). A respondent was assigned a value of UADFWHO=8 if they did not use alcohol in the past month, were aged 21 or older, or were past month alcohol users who were under 21 but paid for it themselves (CAFREWHO=89,91,93,99).

UADFWHO Len : 1 WHO GAVE UNDERAGE DRINKER MOST RECENT ALCOHOL

	Freq	Pct
. = Unknown (See comment above)	632	1.14
1 = Parent or Guardian (CAFREWHO=1,11)	340	0.62
2 = Another Family Member, 21 or Older (CAFREWHO=2,12)	514	0.93
3 = Someone Not Related, 21 or Older (CAFREWHO=3,13)	1402	2.54
4 = Someone Under the Age of 21 (CAFREWHO=4,14)	743	1.34
5 = Took It From My Home (CAFREWHO=5,15)	270	0.49
6 = Took It From Someone Else's Home (CAFREWHO=6,16)	132	0.24
7 = Some Other Way (CAFREWHO=7 & CAFRESP2=7-43)	260	0.47
8 = No Past Mon Alc/Aged 21+ (CAFREWHO=89,91,93,99)	50975	92.23

The following variable, UADFRD, was assigned a negative response if a respondent indicated receiving their most recent alcohol not from a friend (CAFREWHO=1-6, 11-16) or from some other person besides a friend (CAFREWHO=7 & CAFRESP2=7, 8-21, 23-42). A missing was assigned if a respondent indicated that some other person gave them the last alcohol they drank (CAFREWHO=7) and their response to the other-specify follow-up question was unknown (CAFRESP2=70, 85, 94, 97, 98) or if they did not indicate who gave them the last alcohol they drank (CAFREWHO=85, 94, 97, 98). A respondent was assigned a value of UADFRD=3 if they did not use alcohol in the past month, were aged 21 or older, or were past month alcohol users who were under 21 but paid for it themselves (CAFREWHO=89,91,93,99).

UADFRD Len : 1 MOST RECENT ALCOHOL FROM FRIEND, UNSPEC AGE/METHOD

	Freq	Pct
. = Unknown (See comment above)	632	1.14
1 = Got It From a Friend (CAFREWHO=7 & CAFRESP2=22)	115	0.21
2 = Not From a Friend (See comment above)	3546	6.42
3 = No Past Mon Alc/Aged 21+ (CAFREWHO=89,91,93,99)	50975	92.23

NOTE: The following 12 variables define specific drugs used at the same time or within a couple hours of the respondent's last alcohol use.

DRKMRJ Len : 1 USED MARIJUANA WITH LAST ALCOHOL USE

	Freq	Pct
. = Unknown (Otherwise)	223	0.40
0 = No (CADRKMRJ=6,81,83,89,91,93,99)	52423	94.85
1 = Yes (CADRKMRJ=1,5)	2622	4.74

RECODED CONSUMPTION OF ALCOHOL

DRKCOC	Len : 1 USED COCAINE WITH LAST ALCOHOL USE		
	. = Unknown (Otherwise)	Freq	Pct
	0 = No (CADRKOC=6,81,83,89,91,93,99)	40	0.07
	1 = Yes (CADRKOC=1,5)	55155	99.80
		73	0.13

DRKHER	Len : 1 USED HEROIN WITH LAST ALCOHOL USE		
	. = Unknown (Otherwise)	Freq	Pct
	0 = No (CADRKHER=6,81,83,89,91,93,99)	22	0.04
	1 = Yes (CADRKHER=1,5)	55230	99.93
		16	0.03

DRKHAL	Len : 1 USED HALLUCINOGENS WITH LAST ALCOHOL USE		
	. = Unknown (Otherwise)	Freq	Pct
	0 = No (CADRKHAL=6,81,83,89,91,93,99)	109	0.20
	1 = Yes (CADRKHAL=1,5)	55112	99.72
		47	0.09

DRKINH	Len : 1 USED INHALANTS WITH LAST ALCOHOL USE		
	. = Unknown (Otherwise)	Freq	Pct
	0 = No (CADRKINH=6,81,83,89,91,93,99)	62	0.11
	1 = Yes (CADRKINH=1,5)	55203	99.88
		3	0.01

DRKANL	Len : 1 USED PAIN RELIEVERS WITH LAST ALCOHOL USE		
	. = Unknown (Otherwise)	Freq	Pct
	0 = No (CADRKANL=6,81,83,89,91,93,99)	180	0.33
	1 = Yes (CADRKANL=1,5)	54952	99.43
		136	0.25

DRKTRN	Len : 1 USED TRANQUILIZERS WITH LAST ALCOHOL USE		
	. = Unknown (Otherwise)	Freq	Pct
	0 = No (CADRKTRN=6,81,83,89,91,93,99)	75	0.14
	1 = Yes (CADRKTRN=1,5)	55157	99.80
		36	0.07

DRKSTM	Len : 1 USED STIMULANTS WITH LAST ALCOHOL USE		
	. = Unknown (Otherwise)	Freq	Pct
	0 = No (CADRKSTM=6,81,83,89,91,93,99)	54	0.10
	1 = Yes (CADRKSTM=1,5)	55190	99.86
		24	0.04

The following variable, DRKMTH, was created to capture the respondent's use of methamphetamine with his or her most recent use of alcohol. A positive response was assigned if the respondent reported methamphetamine use with his or her most recent alcohol use (CADRMTH=1, 5) and if he or she reported methamphetamine use in the core Stimulants module or he or she reported its use in the noncore Special Drugs module and they did not report methamphetamine use in the core Stimulants module because he or she did not consider it to be a prescription drug. A negative response was assigned if the respondent reported no methamphetamine use with his or her most recent alcohol use or reported never having used alcohol or methamphetamine or not having used in the past 30 days (CADRMTH=6,81,83,89,91,93,99). A negative response could also be assigned if a respondent reported methamphetamine use with his or her most recent alcohol use (CADRMTH=1,5) but he or she did not report ever having used methamphetamine in the core Stimulants module or in the noncore Specialty Drug module because they did not consider it to be a prescription drug.

DRKMTH	Len : 1 USED METHAMPHETAMINE WITH LAST ALCOHOL USE		
	. = Unknown (Otherwise)	Freq	Pct
	0 = No (CADRMTH=6,81,83,89,91,93,99)	30	0.05
	1 = Yes (See comment above)	55207	99.89
		31	0.06

DRKSED	Len : 1 USED SEDATIVES WITH LAST ALCOHOL USE		
	. = Unknown (Otherwise)	Freq	Pct
	0 = No (CADRKSED=6,81,83,89,91,93,99)	29	0.05
	1 = Yes (CADRKSED=1,5)	55236	99.94
		3	0.01

RECODED CONSUMPTION OF ALCOHOL

The following variable, DRKSUM, was created to capture the use of any illicit drug with the respondent's most recent use of alcohol. It was created by examination of the following variables: DRKMRJ, DRKCOC, DRKHER, DRKHAL, DRKINH, DRKANL, DRKTRN, DRKSTM, DRKMTH, and DRKSED. A positive response was assigned if a respondent answered 'Yes' to any of the individual drug variables. A negative response was assigned if a respondent answered 'No' to all drug variables or the respondent was not a past month user of any illicit drugs (SUMMON=0). If neither of these was true, then DRKSUM was set to missing.

DRKSUM Len : 1 USED ILLICIT DRUGS WITH LAST ALCOHOL USE

	Freq	Pct
. = Unknown (See comment above)	170	0.31
0 = No (See comment above)	52319	94.66
1 = Yes (See comment above).....	2779	5.03

The following variable, DRKIEM, was created to capture the use of any illicit drug other than marijuana with the respondent's most recent use of alcohol. It was created by examination of the following recoded variables: DRKCOC, DRKHER, DRKHAL, DRKINH, DRKANL, DRKTRN, DRKSTM, DRKMTH, and DRKSED. A positive response was assigned if a respondent answered 'Yes' to any of these individual drugs. A negative response was assigned if a respondent answered 'No' to all of these drugs or they were not a past month user of any illicit drug other than marijuana (IEMMON=0). If neither of these was true, then DRKIEM was set to missing.

DRKIEM Len : 1 USED ILLICIT DRUGS OTHR THAN MRJ WITH LAST ALC USE

	Freq	Pct
. = Unknown (See comment above)	84	0.15
0 = No (See comment above)	54868	99.28
1 = Yes (See comment above).....	316	0.57

HOUSEHOLD COMPOSITION (ROSTER)

HOUSEHOLD COMPOSITION (ROSTER)

NOTE: Starting from 2003, the following variable, EDFAM18, replaced the variable IRFAM18 (the imputation-revised indicator for having family members in the household aged 18 or older). Prior to 2003, the edited proxy variables were created using IRFAM18. However in 2003, the procedures for creating the edited proxy variables changed due to changes in the proxy questions in the questionnaire. The new procedures required an edited form of this indicator.

EDFAM18	Len : 2	EDITED INDICATOR: FAMILY IN HH 18 OR OLDER		
		0 = R has other family members >=18	Freq	Pct
		1 = R does not have other family members >=18	46901	84.86
		98 = UNKNOWN.....	8321	15.06
			46	0.08
IMOTHER	Len : 1	MOTHER IN HH		
		1 = R is 12-17, mother in hh.....	Freq	Pct
		2 = R is 12-17, no mother in hh.....	15910	28.79
		3 = R is 12-17, don't know whether mother is in hh	1474	2.67
		4 = R is 18 or older	15	0.03
			37869	68.52
IFATHER	Len : 1	FATHER IN HH		
		1 = R is 12-17, father in hh.....	Freq	Pct
		2 = R is 12-17, no father in hh.....	12608	22.81
		3 = R is 12-17, don't know whether father is in hh	4773	8.64
		4 = R is 18 or older	18	0.03
			37869	68.52
NRCH17_2	Len : 1	RECODED # R's CHILDREN < 18 IN HOUSEHOLD		
		RANGE = 0 - 2.....	Freq	Pct
		. = Missing	52919	95.75
		3 = 3 or more	61	0.11
			2288	4.14
IRHHSIZ2	Len : 1	RECODE - IMPUTATION-REVISED # PERSONS IN HH		
		1 = One person in household.....	Freq	Pct
		2 = Two people in household.....	3522	6.37
		3 = Three people in household.....	11043	19.98
		4 = Four people in household.....	12428	22.49
		5 = Five people in household.....	14050	25.42
		6 = 6 or more people in household.....	7981	14.44
			6244	11.30
IIHHSIZ2	Len : 1	IRHHSIZ2-IMPUTATION INDICATOR		
		1 = Questionnaire data	Freq	Pct
		3 = Statistically imputed data	55232	99.93
			36	0.07
IRKI17_2	Len : 1	RECODE - IMPUTATION-REVISED # KIDS AGED<18 IN HH		
		1 = No children under 18.....	Freq	Pct
		2 = One child under 18	21292	38.53
		3 = Two children under 18	13179	23.85
		4 = Three or more children under 18.....	11735	21.23
			9062	16.40
IIKI17_2	Len : 1	IRKI17_2-IMPUTATION INDICATOR		
		1 = Questionnaire data	Freq	Pct
		3 = Statistically imputed data	55086	99.67
			182	0.33
IRHH65_2	Len : 1	REC - IMPUTATION-REVISED # OF PER IN HH AGED>=65		
		1 = No people 65 or older in household	Freq	Pct
		2 = One person 65 or older in household.....	49878	90.25
		3 = Two or more people 65 or older in household	3693	6.68
			1697	3.07

HOUSEHOLD COMPOSITION (ROSTER)

IIHH65_2	Len : 1 IRHH65_2-IMPUTATION INDICATOR		
		Freq	Pct
	1 = Questionnaire data	54933	99.39
	2 = Logically assigned data.....	48	0.09
	3 = Statistically imputed data	287	0.52

IRFAMSZ2	Len : 1 IMP-REVISED - NO OF R'S FAMILY MEMBERS IN HHLD		
		Freq	Pct
	1 = One R's family member in household.....	6778	12.26
	2 = Two R's family members in household.....	10618	19.21
	3 = Three R's family members in household	11639	21.06
	4 = Four R's family members in household	13286	24.04
	5 = Five R's family members in household.....	7422	13.43
	6 = Six or more R's family members in household.....	5525	10.00

IIFAMSZ2	Len : 1 IRFAMSZ2 - IMPUTATION INDICATOR		
		Freq	Pct
	1 = Questionnaire data	55204	99.88
	2 = Logically Assigned data	10	0.02
	3 = Statistically Imputed data	54	0.10

IRKIDFA2	Len : 1 IMP-REV - NO OF R'S FAMILY MBRS IN HH AGED 0-17		
		Freq	Pct
	1 = No R'S family mbrs in HH aged 0-17.....	21729	39.32
	2 = One R'S family mbrs in HH aged 0-17.....	13169	23.83
	3 = Two R'S family mbrs in HH aged 0-17.....	11588	20.97
	4 = Three or more R'S family mbrs in HH aged 0-17.....	8782	15.89

IIKIDFA2	Len : 1 IRKIDFA2 - IMPUTATION INDICATOR		
		Freq	Pct
	1 = Questionnaire data	55146	99.78
	3 = Statistically Imputed data	122	0.22

The next questions are about [SAMPLE MEMBER POSS] health insurance coverage and the kinds and amounts of income that [SAMPLE MEMBER] and other people in your family receive.

NOTE: Beginning in 2003, respondents under the age of 65 who reported that they were covered by Medicare were asked to confirm their answer.

Medicare is a health insurance program for persons 65 and older and for certain disabled persons. Is [SAMPLE MEMBER A] covered by Medicare?

MEDICARE	Len : 2 COVERED BY MEDICARE		
		Freq	Pct
	1 = Yes	3283	5.94
	2 = No.....	51776	93.68
	94 = DON'T KNOW.....	178	0.32
	97 = REFUSED	22	0.04
	98 = BLANK (NO ANSWER).....	9	0.02

HOUSEHOLD COMPOSITION (ROSTER)

NOTE: The variable CAIDCHIP was created from responses to the first question shown below for respondents who were aged 20 or older. For respondents who were aged 12 to 19, CAIDCHIP was created from responses to the two questions shown below. This variable replaces the variable MEDICAID that was present in prior years. Beginning in 2003, respondents aged 65 or older who reported that they were covered by Medicaid were asked to confirm their answer.

Medicaid is a public assistance program that pays for medical care for low income and disabled persons. The Medicaid program in [STATE FILL] is also called [MEDIFILL].

Is [SAMPLE MEMBER A] covered by Medicaid?

Is [SAMPLE MEMBER A] currently covered by [CHIPFILL]?

CAIDCHIP	Len : 2 COVERED BY MEDICAID/CHIP		
		Freq	Pct
	1 = Yes	11340	20.52
	2 = No.....	43400	78.53
	85 = BAD DATA Logically assigned	22	0.04
	94 = DON'T KNOW.....	469	0.85
	97 = REFUSED	27	0.05
	98 = BLANK (NO ANSWER).....	10	0.02

Is [SAMPLE MEMBER A] currently covered by TRICARE, or CHAMPUS, CHAMPVA, the VA, or military health care?

(These programs cover active duty and retired career military personnel and their dependents and survivors and also disabled veterans and their dependents and survivors.)

CHAMPUS	Len : 2 COV BY TRICARE, CHAMPUS, CHAMPVA, VA, MILITARY		
		Freq	Pct
	1 = Yes	1949	3.53
	2 = No.....	53087	96.05
	94 = DON'T KNOW.....	202	0.37
	97 = REFUSED	21	0.04
	98 = BLANK (NO ANSWER).....	9	0.02

Private health insurance can be obtained through work, such as through an employer, union, or professional association or by paying premiums directly to a health insurance company.

Is [SAMPLE MEMBER A] currently covered by private health insurance?

PRVHLTIN	Len : 2 COVERED BY PRIVATE INSURANCE		
		Freq	Pct
	1 = Yes	32653	59.08
	2 = No.....	22195	40.16
	94 = DON'T KNOW.....	385	0.70
	97 = REFUSED	26	0.05
	98 = BLANK (NO ANSWER).....	9	0.02

Was [SAMPLE MEMBER POSS] private health insurance obtained through work, such as through an employer, union, or professional association?

GRPHLTIN	Len : 2 PRIVATE PLAN OFFERED THROUGH EMPLOYER OR UNION		
		Freq	Pct
	1 = Yes	29406	53.21
	2 = No.....	3111	5.63
	94 = DON'T KNOW.....	134	0.24
	97 = REFUSED	28	0.05
	98 = BLANK (NO ANSWER).....	394	0.71
	99 = LEGITIMATE SKIP (PRVHLTIN = 2).....	22195	40.16

HOUSEHOLD COMPOSITION (ROSTER)

Does [SAMPLE MEMBER POSS] private health insurance include coverage for treatment for any of the following conditions?

Alcohol abuse or alcoholism?

HLTINALC	Len : 2 ALCOHOL ABUSE OR ALCOHOLISM		
		Freq	Pct
	1 = Yes	14174	25.65
	2 = No.....	3713	6.72
	94 = DON'T KNOW.....	14752	26.69
	97 = REFUSED	40	0.07
	98 = BLANK (NO ANSWER).....	394	0.71
	99 = LEGITIMATE SKIP (PRVHLTIN = 2).....	22195	40.16

Drug abuse?

HLTINDRG	Len : 2 DRUG ABUSE		
		Freq	Pct
	1 = Yes	14057	25.43
	2 = No.....	3877	7.01
	94 = DON'T KNOW.....	14706	26.61
	97 = REFUSED	39	0.07
	98 = BLANK (NO ANSWER).....	394	0.71
	99 = LEGITIMATE SKIP (PRVHLTIN = 2).....	22195	40.16

Mental or emotional problems?

HLTINMNT	Len : 2 MENTAL OR EMOTIONAL DIFFICULTIES		
		Freq	Pct
	1 = Yes	21196	38.35
	2 = No.....	2580	4.67
	94 = DON'T KNOW.....	8870	16.05
	97 = REFUSED	33	0.06
	98 = BLANK (NO ANSWER).....	394	0.71
	99 = LEGITIMATE SKIP (PRVHLTIN = 2).....	22195	40.16

Is [SAMPLE MEMBER A] currently covered by any kind of health insurance, that is, any policy or program that provides or pays for medical care?

HLTINNOS	Len : 2 COVERED BY HEALTH INSUR (NOT OTHERWISE SPECIFIED)		
		Freq	Pct
	1 = Yes	1346	2.44
	2 = No.....	8430	15.25
	94 = DON'T KNOW.....	21	0.04
	98 = BLANK (NO ANSWER).....	9	0.02
	99 = LEGITIMATE SKIP	45462	82.26

During the past 12 months, was there any time when [SAMPLE MEMBER] did not have any kind of health insurance or coverage?

HLCNOTYR	Len : 2 ANYTIME DID NOT HAVE HEALTH INS/COVER PAST 12 MOS		
		Freq	Pct
	1 = Yes	3753	6.79
	2 = No.....	42475	76.85
	85 = BAD DATA Logically assigned.....	6	0.01
	94 = DON'T KNOW.....	118	0.21
	97 = REFUSED	32	0.06
	98 = BLANK (NO ANSWER).....	454	0.82
	99 = LEGITIMATE SKIP	8430	15.25

During the past 12 months, about how many months were [FILL WEREWAS] without any kind of health insurance or coverage?

HLCNOTMO	Len : 2 PAST 12 MOS, HOW MANY MOS W/O COVERAGE		
		Freq	Pct
	RANGE = 1 - 12.....	3724	6.74
	85 = BAD DATA Logically assigned.....	1	0.00
	94 = DON'T KNOW.....	29	0.05
	97 = REFUSED	32	0.06
	98 = BLANK (NO ANSWER).....	577	1.04
	99 = LEGITIMATE SKIP	50905	92.11

HOUSEHOLD COMPOSITION (ROSTER)

About how long has it been since (SAMPLE MEMBER) last had any kind of health coverage?

HLCLAST	Len : 2 TIME SINCE LAST HAD HEALTH CARE COVERAGE		
		Freq	Pct
	1 = Within the past 6 months	1200	2.17
	2 = More than 6 months ago, but within the past year	992	1.79
	3 = More than 1 year ago, but within the past 3 years	2078	3.76
	4 = More than 3 years ago	2749	4.97
	5 = Never had coverage.....	1357	2.46
	94 = DON'T KNOW.....	53	0.10
	97 = REFUSED	29	0.05
	98 = BLANK (NO ANSWER).....	460	0.83
	99 = LEGITIMATE SKIP	46350	83.86

Which of the reasons on this card is the main reason why [SAMPLE MEMBER] stopped being covered by health insurance?

HLLOSRSN	Len : 2 MAIN REASON STOPPED COVERED BY HEALTH INSURANCE		
		Freq	Pct
	1 = Pers in family w/health ins lost job/chng employer	1429	2.59
	2 = Lost Medicaid/Med Assist b/c new job/incr income.....	547	0.99
	3 = Lost Medicaid/Med Assist some other reason	632	1.14
	4 = Cost is too high/can't afford premiums	1668	3.02
	5 = Became ineligible because of age or leaving school	1222	2.21
	6 = Employer does not offer coverage, or not eligible.....	475	0.86
	7 = Got divorced or separated from person w/insurance	118	0.21
	8 = Death of spouse or parent.....	45	0.08
	9 = Insurance company refused coverage	84	0.15
	10 = Don't need it.....	231	0.42
	11 = Received Medicaid/med insur only while pregnant	312	0.56
	12 = Some other reason	268	0.48
	85 = BAD DATA Logically assigned	2	0.00
	94 = DON'T KNOW.....	34	0.06
	97 = REFUSED	34	0.06
	98 = BLANK (NO ANSWER).....	460	0.83
	99 = LEGITIMATE SKIP	47707	86.32

Which of the reasons on this card describe why [SAMPLE MEMBER] never had health insurance coverage?

HLNVCOST	Len : 2 COST TOO HIGH		
		Freq	Pct
	1 = Response entered	716	1.30
	6 = Response not entered.....	627	1.13
	94 = DON'T KNOW.....	14	0.03
	97 = REFUSED	28	0.05
	98 = BLANK (NO ANSWER).....	475	0.86
	99 = LEGITIMATE SKIP	53408	96.63

HLNVOFFR	Len : 2 EMPLOYER DOESN'T OFFER		
		Freq	Pct
	1 = Response entered	262	0.47
	6 = Response not entered.....	1081	1.96
	94 = DON'T KNOW.....	14	0.03
	97 = REFUSED	28	0.05
	98 = BLANK (NO ANSWER).....	475	0.86
	99 = LEGITIMATE SKIP	53408	96.63

HLNVREF	Len : 2 INSURANCE COMPANY REFUSED COVERAGE		
		Freq	Pct
	1 = Response entered	31	0.06
	6 = Response not entered.....	1312	2.37
	94 = DON'T KNOW.....	14	0.03
	97 = REFUSED	28	0.05
	98 = BLANK (NO ANSWER).....	475	0.86
	99 = LEGITIMATE SKIP	53408	96.63

HOUSEHOLD COMPOSITION (ROSTER)

HLNVNEED	Len : 2 DON'T NEED IT		
		Freq	Pct
	1 = Response entered	242	0.44
	6 = Response not entered.....	1101	1.99
	94 = DON'T KNOW.....	14	0.03
	97 = REFUSED	28	0.05
	98 = BLANK (NO ANSWER).....	475	0.86
	99 = LEGITIMATE SKIP	53408	96.63

HLNVSOR	Len : 2 NEVER HAD HLTH INS SOME OTHER REASON		
		Freq	Pct
	1 = Response entered	140	0.25
	6 = Response not entered.....	1203	2.18
	94 = DON'T KNOW.....	14	0.03
	97 = REFUSED	28	0.05
	98 = BLANK (NO ANSWER).....	475	0.86
	99 = LEGITIMATE SKIP	53408	96.63

The following variable, IRPINSUR, is the imputation-revised version of the edited variable PRVHLTIN.

IRPINSUR	Len : 1 IMPUTATION - REVISED PRIVATE HEALTH INSURANCE		
		Freq	Pct
	1 = Yes, respondent does have private health insurance	32895	59.52
	2 = No, respondent does not have private health insur	22373	40.48

IIPINSUR	Len : 1 IRPINSUR IMPUTATION INDICATOR		
		Freq	Pct
	1 = Questionnaire data	54848	99.24
	3 = Statistically imputed data	420	0.76

IRINSUR is the imputation-revised version of health insurance that does not include coverage by Medicaid/CHIP (CAIDCHIP).

IRINSUR	Len : 1 IMPUTATION-REVISED HEALTH INSURANCE		
		Freq	Pct
	1 = Yes, respondent does have health insurance.....	44370	80.28
	2 = No, respondent does not have health insurance	10898	19.72

IIINSUR	Len : 1 IRINSUR IMPUTATION INDICATOR		
		Freq	Pct
	1 = Questionnaire data	54786	99.13
	2 = Logically assigned data.....	1	0.00
	3 = Statistically imputed data	481	0.87

IRINSUR3 is the imputation-revised version of health insurance that includes coverage by Medicaid/CHIP (CAIDCHIP).

IRINSUR3	Len : 1 IMPUTATION-REVISED HEALTH INSURANCE		
		Freq	Pct
	1 = Yes, respondent does have health insurance.....	46737	84.56
	2 = No, respondent does not have health insurance	8531	15.44

IIINSUR3	Len : 1 IRINSUR3 IMPUTATION INDICATOR		
		Freq	Pct
	1 = Questionnaire data	54779	99.12
	2 = Logically assigned data.....	1	0.00
	3 = Statistically imputed data	488	0.88

HOUSEHOLD COMPOSITION (ROSTER)

Starting in 2002, missing values in the variables describing the type of health insurance were imputed. In particular, missing values in the edited variables PRVHLTIN (private health insurance), MEDICARE, CAIDCHIP (Medicaid/children's state-assisted health insurance), CHAMPUS, and a modified version of HLTINNOS (other health insurance) were imputed. The overall health insurance variable was then created by combining the information from the detailed imputation- revised variables in the variable IRINSUR4. This differs from the method used in 1999-2001 where the edited health insurance variables were combined before imputation to create a recoded overall health insurance variable (INSUR3), the missing values of which were imputed in the variable IRINSUR3. As in previous years, missing values in PRVHLTIN were imputed. However, the name has changed (IRPINSUR in 1999-2001, IRPRVHLT in 2002) to reflect the fact that the imputation of missing values in PRVHLTIN was univariate from 1999-2001, and multivariate (with the other detailed variables) in 2002.

IRMCDCHP	Len : 1	IMPUTATION REVISED CAIDCHIP		
		1 = Yes, respondent does have Medicaid/CHIP	Freq	Pct
		2 = No, respondent does not have Medicaid/CHIP	11504	20.81
			43764	79.19
IIMCDCHP	Len : 1	IMPUTATION INDICATOR FOR IRMCDCHP		
		1 = Questionnaire data	Freq	Pct
		3 = Statistically imputed data	54740	99.04
			528	0.96
IRMEDICR	Len : 1	IMPUTATION-REVISED MEDICARE		
		1 = Yes, respondent does have Medicare	Freq	Pct
		2 = No, respondent does not have Medicare.....	3288	5.95
			51980	94.05
IIMEDICR	Len : 1	IMPUTATION INDICATOR FOR IRMEDICR		
		1 = Questionnaire data	Freq	Pct
		3 = Statistically imputed data	55059	99.62
			209	0.38
IRCHMPUS	Len : 1	IMPUTATION-REVISED CHAMPUS		
		1 = Yes, R has Tricare, Champus, VA, Military health.....	Freq	Pct
		2 = No,R doesn't have Tricare,Chmps,VA,Military health	1973	3.57
			53295	96.43
IICHMPUS	Len : 1	IMPUTATION INDICATOR FOR IRCHMPUS		
		1 = Questionnaire data	Freq	Pct
		3 = Statistically imputed data	55036	99.58
			232	0.42
IRPRVHLT	Len : 1	IMPUTATION-REVISED PRIVATE HEALTH INSURANCE		
		1 = Yes, R does have private health insurance	Freq	Pct
		2 = No, R does not have private health insurance.....	32852	59.44
			22416	40.56
IIPRVHLT	Len : 1	IMPUTATION INDICATOR FOR IRPRVHLT		
		1 = Questionnaire data	Freq	Pct
		3 = Statistically imputed data	54848	99.24
			420	0.76

HOUSEHOLD COMPOSITION (ROSTER)

A respondent is eligible for the other health insurance question if they satisfied the following conditions.

- (1) Not Covered by Private Insurance (IRPRVHLT=2)
- (2) Not Covered by Medicare (IRMEDICR=2)
- (3) Not Covered by Medicaid/CHIPCOV (IRMCDCHP=2)
- (4) Not Covered by Champus, ChampVA, VA, or Military (IRCHMPUS=2)

Otherwise, they are not eligible and IROTHHLT=99.

IROTHHLT	Len : 2	IMPUTATION-REVISED OTHER HEALTH INSURANCE		
			Freq	Pct
		1 = Yes, R is covered by other health insurance	1372	2.48
		2 = No, R is not covered by other health insurance	8571	15.51
		99 = Legitimate Skip	45325	82.01

IIOTHHLT	Len : 1	IMPUTATION INDICATOR FOR IROTHHLT		
			Freq	Pct
		1 = Questionnaire data	9776	17.69
		3 = Statistically imputed data	488	0.88
		9 = LEGITIMATE SKIP	45004	81.43

NOTE: The variable HLCALLFG is a created "flag" variable that indicates when a respondent (or proxy) reported that the respondent was covered by all of the following: Medicare, Medicaid, the Children's Health Insurance Program (if aged 12 to 19), military health care, and private health insurance. The variable HLCALL99 also is a created "flag" variable that indicates when respondents were reported to be covered by Medicare, Medicaid, military health care, and private health insurance. This HLCALL99 variable is comparable to HLCALLFG in 1999, when these four types of health insurance were the only types of current coverage that were asked about in the interview.

HLCALLFG	Len : 2	FLAG IF EVERY FORM OF HEALTH INS REPORTED		
			Freq	Pct
		1 = Answered yes to all current health insurance Qs.....	5	0.01
		98 = BLANK (NO ANSWER).....	55263	99.99

HLCALL99	Len : 2	YES TO MEDICARE/MEDICAID/CHAMPUS/PRVHLTIN		
			Freq	Pct
		1 = Yes (see comment above)	5	0.01
		98 = BLANK (NO ANSWER).....	55263	99.99

NOTE: The following variable, ANYHLT12, was created from the source variables MEDICARE, CAIDCHIP, CHAMPUS, PRVHLTIN, and HLTINNOS.

ANYHLT12	Len : 2	COVERED BY ANY HEALTH INSURANCE - RECODE		
			Freq	Pct
		1 = Yes	46350	83.86
		2 = No.....	8430	15.25
		94 = DON'T KNOW.....	445	0.81
		97 = REFUSED	28	0.05
		98 = OTHER MISSING	15	0.03

HOUSEHOLD COMPOSITION (ROSTER)

For IRINSUR4, a respondent is classified as having any health insurance (IRINSUR4=1) if they satisfied ANY of the following conditions.

- (1) Covered by private insurance (IRPRVHLT=1)
- (2) Covered by Medicare (IRMEDICR=1)
- (3) Covered by Medicaid/CHIPCOV (IRMCDCHP=1)
- (4) Covered by Champus, ChampVA, VA, or Military (IRCHMPUS=1)
- (5) Covered by other health insurance (IROTHHLT=1)

A respondent is classified as NOT having any health insurance (IRINSUR4=2) if they meet EVERY one of the following conditions.

- (1) Not Covered by private insurance (IRPRVHLT=2)
- (2) Not Covered by Medicare (IRMEDICR=2)
- (3) Not Covered by Medicaid/CHIPCOV (IRMCDCHP=2)
- (4) Not Covered by Champus, ChampVA, VA, or Military (IRCHMPUS=2)
- (5) Not Covered by other health insurance (IROTHHLT=2)

IRINSUR4	Len : 1 IMPUTATION-REVISED OVERALL HEALTH INSURANCE		
	1 = Yes, respondent is covered by health insurance	Freq	Pct
	2 = No, respondent is not covered by health insurance.....	46697	84.49
		8571	15.51
IIINSUR4	Len : 1 IRINSUR4 IMPUTATION INDICATOR		
	1 = Questionnaire data	Freq	Pct
	3 = Statistically imputed data	54780	99.12
		488	0.88
OITHINS	Len : 1 OTHER HEALTH INSURANCE		
	1 = Yes (IRMEDICR=1 or IRCHMPUS=1 or IROTHHLT=1).....	Freq	Pct
	2 = No (Otherwise).....	6324	11.44
		48944	88.56
IRFAMSOC	Len : 1 IMP. REVISED - FAM RECEIVE SS OR RR PAYMENTS		
	1 = Yes	Freq	Pct
	2 = No.....	8307	15.03
		46961	84.97
IIFAMSOC	Len : 1 IRFAMSOC - IMPUTATION INDICATOR		
	1 = Questionnaire data	Freq	Pct
	3 = Statistically imputed data	54712	98.99
		556	1.01

HOUSEHOLD COMPOSITION (ROSTER)

IRFAMWAG	Len : 1	IMP. REVISED - FAM REC INCOME FROM JOB		
			Freq	Pct
	1 = Yes		48915	88.51
	2 = No.....		6353	11.49
IIFAMWAG	Len : 1	IRFAMWAG - IMPUTATION INDICATOR		
			Freq	Pct
	1 = Questionnaire data		55093	99.68
	3 = Statistically imputed data		175	0.32
IRFAMSSI	Len : 1	IMP. REVISED - FAM RECEIVE SSI		
			Freq	Pct
	1 = Yes		4283	7.75
	2 = No.....		50985	92.25
IIFAMSSI	Len : 1	IRFAMSSI - IMPUTATION INDICATOR		
			Freq	Pct
	1 = Questionnaire data		54512	98.63
	3 = Statistically imputed data		756	1.37
IRFSTAMP	Len : 1	IMP. REVISED - RESP/OTH FAM MEM REC FOOD STAMPS		
			Freq	Pct
	1 = Yes		12066	21.83
	2 = No.....		43202	78.17
IIFSTAMP	Len : 1	IRFSTAMP - IMPUTATION INDICATOR		
			Freq	Pct
	1 = Questionnaire data		54998	99.51
	3 = Statistically imputed data		270	0.49
IRFAMPMT	Len : 1	IMP. REVISED - FAM RECEIVE PUBLIC ASSIST		
			Freq	Pct
	1 = Yes		2140	3.87
	2 = No.....		53128	96.13
IIFAMPMT	Len : 1	IRFAMPMT - IMPUTATION INDICATOR		
			Freq	Pct
	1 = Questionnaire data		54863	99.27
	3 = Statistically imputed data		405	0.73
IRFAMSVC	Len : 1	IMP. REVISED - FAM REC WELFARE/JOB PL/CHILDCARE		
			Freq	Pct
	1 = Yes		2741	4.96
	2 = No.....		52527	95.04
IIFAMSVC	Len : 1	IRFAMSVC - IMPUTATION INDICATOR		
			Freq	Pct
	1 = Questionnaire data		54960	99.44
	3 = Statistically imputed data		308	0.56
IRWELMOS	Len : 2	IMP. REVISED - NO.OF MONTHS ON WELFARE		
			Freq	Pct
	RANGE = 1 - 12.....		4032	7.30
	99 = LEGITIMATE SKIP		51236	92.70
IIEWELMOS	Len : 1	IRWELMOS - IMPUTATION INDICATOR		
			Freq	Pct
	1 = Questionnaire data		3858	6.98
	3 = Statistically imputed data		605	1.09
	9 = LEGITIMATE SKIP		50805	91.92

HOUSEHOLD COMPOSITION (ROSTER)

IRPINC3	Len : 1 RECODE - IMP.REVISED-RESP'S TOT INC	Freq	Pct
	1 = Less than \$10,000 (Including Loss)	32151	58.17
	2 = \$10,000 - \$19,999.....	8218	14.87
	3 = \$20,000 - \$29,999.....	4729	8.56
	4 = \$30,000 - \$39,999.....	3171	5.74
	5 = \$40,000 - \$49,999.....	2246	4.06
	6 = \$50,000 - \$74,999.....	2532	4.58
	7 = \$75,000 or more	2221	4.02
IIPINC3	Len : 1 IRPINC3 - IMPUTATION INDICATOR	Freq	Pct
	1 = Questionnaire data	53772	97.29
	3 = Statistically imputed data	1496	2.71
IRFAMIN3	Len : 1 RECODE - IMP.REVISED - TOT FAM INCOME	Freq	Pct
	1 = Less than \$10,000 (Including Loss)	5682	10.28
	2 = \$10,000 - \$19,999.....	7426	13.44
	3 = \$20,000 - \$29,999.....	6702	12.13
	4 = \$30,000 - \$39,999.....	6114	11.06
	5 = \$40,000 - \$49,999.....	5697	10.31
	6 = \$50,000 - \$74,999.....	8750	15.83
	7 = \$75,000 or more	14897	26.95
IIFAMIN3	Len : 1 IRFAMIN3 - IMPUTATION INDICATOR	Freq	Pct
	1 = Questionnaire data	48582	87.90
	2 = Logically assigned data.....	998	1.81
	3 = Statistically imputed data	5688	10.29

RECODED INCOME AND INSURANCE

RECODED INCOME AND INSURANCE

NOTE: The variables in this section are recoded variables that were created from one or more of the edited or imputed variables from the two preceding sections. The following variable, GOVTPROG, was created by examination of these government assistance program variables: Supplemental Security Income (IRFAMSSI), food stamps (IRFSTAMP), cash assistance (IRFAMPMT), and non-cash assistance (IRFAMSVCS).

The following variable, GOVTPROG, was created by examination of these government assistance program variables: Supplemental Security Income (IRFAMSSI), food stamps (IRFSTAMP), cash assistance (IRFAMPMT), and non-cash assistance (IRFAMSVCS).

GOVTPROG	Len : 1 PARTICIPATED IN ONE OR MORE GOVT ASSIST PROGRAMS		
		Freq	Pct
	1 = YES (ANY SOURCE VARIABLE=1)	14623	26.46
	2 = NO (ALL SOURCE VARIABLES=2).....	40645	73.54

INCOME	Len : 1 TOTAL FAMILY INCOME RECODE		
		Freq	Pct
	1 = Less than \$20,000	13108	23.72
	2 = \$20,000 - \$49,999.....	18513	33.50
	3 = \$50,000 - \$74,999.....	8750	15.83
	4 = \$75,000 or More	14897	26.95

The following variable, POVERTY2, indicates a person's family income relative to poverty thresholds. The U.S. Census Bureau assigns a poverty threshold for each combination of family size and number of children in the household. To be at 100% of the poverty threshold is equivalent to having a family income that is the same as the poverty threshold. A poverty level less than 100% indicates having a family income less than the poverty threshold and therefore defined by the Federal government as living in poverty. A poverty level greater than 100% indicates having a family income greater than the poverty threshold.

POVERTY2 was created for each individual based on their poverty threshold (determined by their age, family size, the number of children in the household, and total family income). Since NSDUH only collects categorical values of family income, for each level of income, the midpoint of each range was assigned as the effective family income. However, for the unbounded highest level of income, an effective family income of \$120,000 was assigned. Effective family income was divided by the poverty threshold and multiplied by 100 to show family income as a percentage of the federal poverty threshold. Respondents aged 18 to 22 currently living in a college dormitory (GQTYPE2='C') were set to SAS missing and do not have a valid value for this variable.

POVERTY2	Len : 1 POVERTY LEVEL (% OF US CENSUS POVERTY THRESHOLD)		
		Freq	Pct
	. = Persons Aged 18 to 22 Living in a College Dorm	644	1.17
	1 = Living in Poverty (See comment above).....	12446	22.52
	2 = Income Up to 2X Fed Pov Thresh (See comment above).....	12208	22.09
	3 = Income > 2X Fed Pov Thresh (See comment above).....	29970	54.23

INTERVIEW INFORMATION

INTERVIEW INFORMATION

LANGVER	Len : 2 LANGUAGE VERSION		
		Freq	Pct
	1 = English.....	53484	96.77
	2 = Spanish	1784	3.23
QUARTER	Len : 1 QUARTER INDICATOR		
		Freq	Pct
	1 = Quarter 1	13063	23.64
	2 = Quarter 2	14664	26.53
	3 = Quarter 3	14566	26.36
	4 = Quarter 4	12975	23.48
GQTYPE2	Len : 1 TYPE OF GROUP QUARTER		
		Freq	Pct
	= Not a Group Quarter	54461	98.54
	C = College Dorm	697	1.26
	O = Other.....	110	0.20

CORE DEMOGRAPHICS

DEMOGRAPHICS

CORE DEMOGRAPHICS

NOTE: After a respondent has entered his/her birthdate in the first part of the questionnaire, he/she has multiple opportunities to change his/her age in response to consistency checks throughout the questionnaire. It is therefore possible for the age recorded by the respondent at the beginning of the questionnaire to be different than the age at the end of the questionnaire. The final age variable is determined using these two constituent age variables, in addition to the age calculated from the raw birthdate and the final edited interview date, the age entered in the questionnaire roster (if it exists), and the pre-interview screener age.

AGE2 Len : 2 RECODE - FINAL EDITED AGE

	Freq	Pct
1 = Respondent is 12 years old.....	2798	5.06
2 = Respondent is 13 years old.....	2757	4.99
3 = Respondent is 14 years old.....	2792	5.05
4 = Respondent is 15 years old.....	2956	5.35
5 = Respondent is 16 years old.....	3058	5.53
6 = Respondent is 17 years old.....	3038	5.50
7 = Respondent is 18 years old.....	2469	4.47
8 = Respondent is 19 years old.....	2223	4.02
9 = Respondent is 20 years old.....	2271	4.11
10 = Respondent is 21 years old.....	2354	4.26
11 = Respondent is 22 or 23 years old.....	4707	8.52
12 = Respondent is 24 or 25 years old.....	4591	8.31
13 = Respondent is between 26 and 29 years old.....	2628	4.76
14 = Respondent is between 30 and 34 years old.....	2864	5.18
15 = Respondent is between 35 and 49 years old.....	7391	13.37
16 = Respondent is between 50 and 64 years old.....	3923	7.10
17 = Respondent is 65 years old or older.....	2448	4.43

How many times have you been married?

NOMARR2 Len : 2 NUMBER OF TIMES MARRIED

	Freq	Pct
1 = One time.....	14024	25.37
2 = Two or more times.....	3648	6.60
94 = DON'T KNOW.....	4	0.01
97 = REFUSED.....	9	0.02
99 = LEGITIMATE SKIP.....	37583	68.00

Have you ever been in the United States' armed forces?

SERVICE Len : 2 EVER BEEN IN THE US ARMED FORCES

	Freq	Pct
1 = Yes.....	2234	4.04
2 = No.....	38660	69.95
85 = BAD DATA Logically assigned.....	12	0.02
97 = REFUSED.....	1	0.00
99 = LEGITIMATE SKIP.....	14361	25.98

Are you currently on active duty in the United States' armed forces, in a reserves component, or now separated or retired from either reserves or active duty?

MILSTAT Len : 2 CURRENT MILITARY STATUS

	Freq	Pct
2 = In a reserves component.....	194	0.35
3 = Now separated/retired from reserves/active duty.....	2040	3.69
85 = BAD DATA Logically assigned.....	12	0.02
94 = DON'T KNOW.....	1	0.00
99 = LEGITIMATE SKIP.....	53021	95.93

CORE DEMOGRAPHICS

This question is about your overall health. Would you say your health in general is excellent, very good, good, fair, or poor?

HEALTH

Len : 2 OVERALL HEALTH

	Freq	Pct
1 = Excellent.....	15036	27.21
2 = Very good.....	22083	39.96
3 = Good.....	13623	24.65
4 = Fair.....	3853	6.97
5 = Poor.....	665	1.20
94 = DON'T KNOW.....	7	0.01
97 = REFUSED.....	1	0.00

IMPUTED DEMOGRAPHICS

IMPUTED DEMOGRAPHICS

Beginning with the 2002 survey, missing values for the gender question (QD01) were no longer permitted. Thus, no imputation was required. This variable has the prefix 'IR', which stands for 'Imputation Revised', only for the sake of consistency with data sets from earlier surveys.

IRSEX	Len : 1 IMPUTATION REVISED GENDER		
		Freq	Pct
	1 = Male	26542	48.02
	2 = Female	28726	51.98

IRMARIT	Len : 2 IMPUTATION REVISED MARITAL STATUS		
		Freq	Pct
	1 = Married	13110	23.72
	2 = Widowed.....	977	1.77
	3 = Divorced or Separated.....	3596	6.51
	4 = Never Been Married.....	29238	52.90
	99 = LEGITIMATE SKIP Respondent is <= 14 years old.....	8347	15.10

IIMARIT	Len : 1 IMPUTATION INDICATOR MARITAL STATUS		
		Freq	Pct
	1 = Marital status from questionnaire	46916	84.89
	3 = Marital status statistically imputed.....	5	0.01
	9 = LEGITIMATE SKIP Respondent is <= 14 years old.....	8347	15.10

IREduc2	Len : 2 RECODE - IMPUTATION REVISED EDUCATION		
		Freq	Pct
	1 = Fifth grade or less	1446	2.62
	2 = Sixth grade	2968	5.37
	3 = Seventh grade	2825	5.11
	4 = Eighth grade	3378	6.11
	5 = Ninth grade	3875	7.01
	6 = Tenth grade	4060	7.35
	7 = Eleventh grade	4597	8.32
	8 = Twelfth grade	12560	22.73
	9 = Freshman/13th year.....	4180	7.56
	10 = Sophomore/14th year or Junior/15th year	6971	12.61
	11 = Senior/16th year or Grad/Prof School (or higher)	8408	15.21

IIEduc2	Len : 1 IMPUTATION REVISED EDUCATION INDICATOR		
		Freq	Pct
	1 = Education from questionnaire	55263	99.99
	3 = Education statistically imputed	5	0.01

RECODED DEMOGRAPHICS

RECODED DEMOGRAPHICS

CATAGE	Len : 1 AGE CATEGORY		
	1 = 12-17 Years Old.....	17399	31.48
	2 = 18-25 Years Old.....	18615	33.68
	3 = 26-34 Years Old.....	5492	9.94
	4 = 35 or Older.....	13762	24.90
CATAG2	Len : 1 AGE CATEGORY RECODE (3 LEVELS)		
	1 = 12-17 Years Old.....	17399	31.48
	2 = 18-25 Years Old.....	18615	33.68
	3 = 26 or Older.....	19254	34.84
CATAG3	Len : 1 AGE CATEGORY RECODE (5 LEVELS)		
	1 = 12-17 Years Old.....	17399	31.48
	2 = 18-25 Years Old.....	18615	33.68
	3 = 26-34 Years Old.....	5492	9.94
	4 = 35-49 Years Old.....	7391	13.37
	5 = 50 or Older.....	6371	11.53
CATAG6	Len : 1 AGE CATEGORY RECODE (6 LEVELS)		
	1 = 12-17 Years Old.....	17399	31.48
	2 = 18-25 Years Old.....	18615	33.68
	3 = 26-34 Years Old.....	5492	9.94
	4 = 35-49 Years Old.....	7391	13.37
	5 = 50-64 Years Old.....	3923	7.10
	6 = 65 or Older.....	2448	4.43
CATAG7	Len : 1 AGE CATEGORY RECODE (7 LEVELS)		
	1 = 12-13 Years Old.....	5555	10.05
	2 = 14-15 Years Old.....	5748	10.40
	3 = 16-17 Years Old.....	6096	11.03
	4 = 18-20 Years Old.....	6963	12.60
	5 = 21-25 Years Old.....	11652	21.08
	6 = 26-34 Years Old.....	5492	9.94
	7 = 35 or Older.....	13762	24.90
PREGAGE2	Len : 1 PREGNANCY AGE CATEGORY RECODE		
	1 = 15-17 Years Old.....	9052	16.38
	2 = 18-25 Years Old.....	18615	33.68
	3 = 26-44 Years Old.....	10340	18.71
	4 = Otherwise (12-14, 45 or Older).....	17261	31.23
SEXAGE	Len : 1 COMBINED GENDER BY AGE CATEGORY INDICATOR		
	1 = Males Aged 12-17 (IRSEX=1 and CATAGE=1).....	8786	15.90
	2 = Females Aged 12-17 (IRSEX=2 and CATAGE=1).....	8613	15.58
	3 = Males Aged 18-25 (IRSEX=1 and CATAGE=2).....	8934	16.16
	4 = Females Aged 18-25 (IRSEX=2 and CATAGE=2).....	9681	17.52
	5 = Otherwise.....	19254	34.84
NEWRACE2	Len : 1 RACE/HISPANICITY RECODE (7 LEVELS)		
	1 = NonHisp White.....	33339	60.32
	2 = NonHisp Black/Afr Am.....	7153	12.94
	3 = NonHisp Native Am/AK Native.....	770	1.39
	4 = NonHisp Native HI/Other Pac Isl.....	316	0.57
	5 = NonHisp Asian.....	2167	3.92
	6 = NonHisp more than one race.....	1947	3.52
	7 = Hispanic.....	9576	17.33

RECODED DEMOGRAPHICS

SEXTRACE

Len : 1 COMBINED GENDER BY RACE INDICATOR

	Freq	Pct
1 = Male, White, Not Hisp (IRSEX=1 and NEWRACE2=1).....	16158	29.24
2 = Female, White, Not Hisp (IRSEX=2 and NEWRACE2=1).....	17181	31.09
3 = Male, Black, Not Hisp (IRSEX=1 and NEWRACE2=2)	3287	5.95
4 = Female, Black, Not Hisp (IRSEX=2 and NEWRACE2=2).....	3866	7.00
5 = Male, Hispanic (IRSEX=1 and NEWRACE2=7).....	4626	8.37
6 = Female, Hispanic (IRSEX=2 and NEWRACE2=7)	4950	8.96
7 = Male or Female, Other Races (Otherwise).....	5200	9.41

EDUCCAT2

Len : 1 EDUCATION RECODE

	Freq	Pct
1 = Less than high school (IREduc2<=7 and AGE2>=7)	5941	10.75
2 = High school graduate (IREduc2=8 and AGE2>=7)	12374	22.39
3 = Some college (IREduc2=9-10 and AGE2>=7).....	11146	20.17
4 = College graduate (IREduc2=11 and AGE2>=7).....	8408	15.21
5 = 12 to 17 year olds (AGE2<=6)	17399	31.48

HEALTH2

Len : 1 OVERALL HEALTH RECODE

	Freq	Pct
. = Unknown (Otherwise)	8	0.01
1 = Excellent (HEALTH=1).....	15036	27.21
2 = Very Good (HEALTH=2)	22083	39.96
3 = Good (HEALTH=3)	13623	24.65
4 = Fair/Poor (HEALTH=4,5).....	4518	8.17

NON-CORE DEMOGRAPHICS

NON-CORE DEMOGRAPHICS

For the remaining questions, I will read the question out loud, you can tell me your answer, and I will enter it into the computer.

How many times in the past 12 months have you moved?

MOVESPY2 Len : 3 # TIMES MOVED PAST 12 MONTHS

	Freq	Pct
0 = None.....	38062	68.87
1 = One time.....	10751	19.45
2 = Two times.....	3726	6.74
3 = Three or more times.....	2683	4.85
994 = DON'T KNOW.....	35	0.06
997 = REFUSED.....	6	0.01
998 = BLANK (NO ANSWER).....	5	0.01

NOTE: EIMOVPIR is an indicator of editing to MOVESPY2. The default value for EIMOVPIR is 1, when no editing was done to MOVESPY2. EIMOVPIR has a value of 2 when the item corresponding to MOVESPY2 had missing data but it could be logically inferred that the respondent moved zero times in the past 12 months, because SNMOV5Y2 or YEMOV5Y2 indicated zero moves in the past 5 years.

EIMOVPIR Len : 1 EDITING INDICATOR FOR MOVESPY2

	Freq	Pct
1 = Questionnaire data.....	55265	99.99
2 = Logically assigned data.....	3	0.01

NOTE: MOVYRFLG is a "flag" variable that indicates inconsistent reports between moves in the past 12 months in MOVESPY2 and moves in the past 5 years from either SNMOV5Y2 or YEMOV5Y2. The default value for MOVYRFLG is 98 (blank). MOVYRFLG has a value of 1 when respondents reported more moves in the past 12 months than they reported for moves in the past 5 years. However, no editing was done to MOVESPY2, SNMOV5Y2, or YEMOV5Y2 in these situations.

MOVYRFLG Len : 2 CONSISTENCY FLAG FOR MOVESPY2 VS SNMOV5Y2/YEMOV5Y2

	Freq	Pct
1 = Moves in past yr greater than moves in past 5 yrs.....	890	1.61
98 = BLANK (NO ANSWER).....	54378	98.39

NOTE: The school enrollment variable SCHENRL is analogous to the variable ENROLED from prior years. SCHENRL takes into account information from follow-up probes if respondents originally reported that they were not enrolled in school. Based on these probes, respondents were coded as yes (i.e., enrolled) if they were on break from school and intended to return to school once their break was over. SCHENRL was assigned a code of 11 if the respondent reported currently being enrolled but there was uncertainty about the respondent's school enrollment status.

The next questions are about school. Are you now attending or are you currently enrolled in school? By "school," we mean an elementary school, a junior high or middle school, a high school, or a college or university. Please include home schooling as well.

SCHENRL Len : 2 NOW ENROLLED IN ANY SCHOOL

	Freq	Pct
1 = Yes.....	26973	48.80
2 = No.....	28278	51.17
3 = Yes LOGICALLY ASSIGNED (LFSCHWH2=778).....	1	0.00
5 = Yes LOGICALLY ASSIGNED (LFSCHWH2=601).....	6	0.01
11 = Yes (SCHDSKIP = 30).....	6	0.01
97 = REFUSED.....	2	0.00
98 = BLANK (NO ANSWER).....	2	0.00

NON-CORE DEMOGRAPHICS

NOTE: This variable corresponds to the variable EDUCNOW2 from 1999 and 2000.

What grade or year of school are you now attending? Please tell me the number from the card.

What grade or year of school will you be attending when your vacation is over? Please tell me the number from the card.

EDUCATN2	Len : 2 WHAT GRADE IN NOW/WILL BE IN	Freq	Pct
	1 = 5th Grade or lower	87	0.16
	2 = 6th Grade	1019	1.84
	3 = 7th Grade	2749	4.97
	4 = 8th Grade	2722	4.93
	5 = 9th Grade	2917	5.28
	6 = 10th Grade.....	3041	5.50
	7 = 11th Grade.....	2961	5.36
	8 = 12th Grade.....	2849	5.15
	9 = College or university/1st year	2392	4.33
	10 = College or university/2nd Year, 3rd year	3711	6.71
	11 = College or university/4th Year, 5th or higher year.....	2515	4.55
	98 = BLANK (NO ANSWER).....	27	0.05
	99 = LEGITIMATE SKIP	28278	51.17

NOTE: The variable SDNTFTPT corresponds to the variable STUDNT that existed in prior years. The name was changed in 2002 because the wording of the question was different for respondents who reported that they were "not" enrolled but were on school break and intended to return to school when their break was over.

Are you a full-time student or a part-time student?

Will you be a full-time student or a part-time student?

SDNTFTPT	Len : 2 FULL OR PART TIME	Freq	Pct
	1 = FULL-TIME	24476	44.29
	2 = PART-TIME	2481	4.49
	94 = DON'T KNOW.....	20	0.04
	97 = REFUSED	4	0.01
	98 = BLANK (NO ANSWER).....	9	0.02
	99 = LEGITIMATE SKIP	28278	51.17

During the past 30 days, that is from [DATEFILL] up to and including today, how many whole days of school did you miss because you were sick or injured?

SCHDSICK	Len : 2 HOW MANY DAYS MISSED SCHOOL FROM SICK	Freq	Pct
	RANGE = 1 - 30.....	7347	13.29
	0 = None.....	13609	24.62
	90 = SCHOOL NOT IN SESSION.....	3447	6.24
	94 = DON'T KNOW.....	71	0.13
	97 = REFUSED	3	0.01
	98 = BLANK (NO ANSWER).....	32	0.06
	99 = LEGITIMATE SKIP	30759	55.65

During the past 30 days, that is since [DATEFILL], how many whole days did you miss because you skipped or "cut" or just didn't want to be there?

SCHDSKIP	Len : 2 HOW MANY DAYS MISSED SCHOOL FROM SKIPPING	Freq	Pct
	RANGE = 1 - 30.....	3274	5.92
	0 = None.....	17730	32.08
	94 = DON'T KNOW.....	22	0.04
	97 = REFUSED	4	0.01
	98 = BLANK (NO ANSWER).....	32	0.06
	99 = LEGITIMATE SKIP	34206	61.89

NON-CORE DEMOGRAPHICS

Have you received a high school diploma?

HSDIPLMA	Len : 2 RECEIVED DIPLOMA		
		Freq	Pct
	1 = Yes	4482	8.11
	2 = No.....	2134	3.86
	3 = Yes LOGICALLY ASSIGNED	3	0.01
	4 = No LOGICALLY ASSIGNED.....	55	0.10
	89 = LEGITIMATE SKIP Logically assigned.....	7	0.01
	98 = BLANK (NO ANSWER).....	9	0.02
	99 = LEGITIMATE SKIP	48578	87.90

Have you received a GED certificate of high school completion?

HSGED	Len : 2 RECEIVED GED		
		Freq	Pct
	1 = Yes	485	0.88
	2 = No.....	1652	2.99
	89 = LEGITIMATE SKIP Logically assigned.....	7	0.01
	98 = BLANK (NO ANSWER).....	64	0.12
	99 = LEGITIMATE SKIP	53060	96.00

Please look at this card and tell me which one of these reasons best describes why you left school before receiving a high school diploma. Just give me the number.

LFSCWH2	Len : 3 WHY YOU LEFT SCHOOL		
		Freq	Pct
	1 = School was boring or I didn't want to be there	346	0.63
	2 = I got pregnant/I got someone pregnant	302	0.55
	3 = I got in trouble or expelled for selling drugs	19	0.03
	4 = I got in trouble or expelled for using drugs.....	24	0.04
	5 = I got in trouble or expelled some other reason.....	141	0.26
	6 = I often got into trouble	149	0.27
	7 = I had to get a job (or work more hours)	285	0.52
	8 = I was getting bad grades.....	150	0.27
	9 = I wasn't learning anything.....	66	0.12
	10 = I got married (or moved in with boy/girlfriend).....	50	0.09
	11 = I moved fr another country/didn't enroll/lang prob.....	63	0.11
	12 = I was treated badly at school.....	68	0.12
	13 = I became ill (or injured)	41	0.07
	14 = I went to jail/prison	25	0.05
	15 = I had responsibilities at home/personal problems.....	277	0.50
	16 = Other reason.....	21	0.04
	41 = Family member became ill/sick/died.....	3	0.01
	46 = Learning disabled	4	0.01
	50 = Moved away; didn't enroll, got behind, or unspec.....	19	0.03
	51 = Skipping school/excessive absenteeism	5	0.01
	52 = Too expensive/couldn't afford	7	0.01
	56 = Grade,credit discrepancies/lacked credits/document.....	13	0.02
	57 = School low priority.....	5	0.01
	59 = Wasn't requird/didn't have to go/not needed/custom	11	0.02
	67 = Got job/apprenticeship, necessity unspecified.....	4	0.01
	71 = Didn't pass/take end of grade/school test.....	15	0.03
	72 = Went to group home/foster home/special home	3	0.01
	601 = Home schooling	6	0.01
	605 = Completed HS/certificate, general.....	3	0.01
	606 = Received GED.....	5	0.01
	607 = Pursuing GED/proficiency exam/re-enrolling	6	0.01
	778 = I am still in school.....	1	0.00
	992 = Other unknown	1	0.00
	994 = DON'T KNOW.....	3	0.01
	997 = REFUSED	3	0.01
	998 = BLANK (NO ANSWER).....	64	0.12
	999 = LEGITIMATE SKIP	53060	96.00

NON-CORE DEMOGRAPHICS

How old were you when you stopped attending school?

LFTSCHA2 Len : 3 AGE WHEN STOPPED ATTENDING SCHOOL

	Freq	Pct
RANGE = 11 - 18.....	1993	3.61
10 = Left at age 10 or younger.....	11	0.02
19 = Left at age 19 or older.....	110	0.20
985 = BAD DATA Logically assigned.....	15	0.03
989 = LEGITIMATE SKIP Logically assigned.....	7	0.01
994 = DON'T KNOW.....	8	0.01
998 = BLANK (NO ANSWER).....	64	0.12
999 = LEGITIMATE SKIP.....	53060	96.00

The last question has to do with telephones in your household. How many different telephone numbers do you have in this household? Please don't include cellular phones in your answer. Also, don't count business numbers or extensions with the same number.

TELNO2 Len : 2 # OF TELEPHONE LINES IN HOUSEHOLD

	Freq	Pct
0 = None.....	25338	45.85
1 = One.....	28880	52.25
2 = Two or more.....	1003	1.81
94 = DON'T KNOW.....	16	0.03
97 = REFUSED.....	20	0.04
98 = BLANK (NO ANSWER).....	11	0.02

RECODED NON-CORE DEMOGRAPHICS

RECODED NON-CORE DEMOGRAPHICS

NOTE: Certain source variables that were used to create recoded variables have valid values that might not have been reported or assigned for the current survey year. However, these values have been included in the general specifications in the codebook on how the recoded variables were created. See additional details about this issue in the Organization of the Data File section of this codebook introduction.

A respondent was defined as a full-time college student if they were aged 18 to 22, enrolled in school (SCHENRL=1, 3, 5, 11), enrolled at the college level (EDUCATN2=9, 10, 11), and a full-time student (SDNTFTPT=1). Respondents in the category "Other Persons Aged 18-22" include those not enrolled in school, enrolled in college part-time, enrolled in other grades either full or part-time, or enrolled with no other information available. One respondent in the 2012 data was incorrectly included in the "Other Persons Aged 18-22" category instead of being set to missing due to bad data responses for all the enrollment information (where SCHENRL, EDUCATN2, and SDNTFTPT=97). The impact on estimates is small; therefore, no revisions were implemented in the 2012 data file or any related detailed tables.

COLLENR Len : 1 COLLEGE ENROLLMENT - FULL TIME

	Freq	Pct
. = Unknwn Enrollment, Aged 18-22 (SCHENRL=94,97,98).....	1	0.00
1 = FT College Student Aged 18-22 (See comment above)	4585	8.30
2 = Other Persons Aged 18-22 (See comment above).....	7064	12.78
3 = Persons Aged 12-17, 23 or Older.....	43618	78.92

A respondent was defined as a full or part-time college student if they were aged 18 to 22, enrolled in school (SCHENRL=1, 3, 5, 11), enrolled at the college level (EDUCATN2=9, 10, 11), and if they were a full-time (SDNTFTPT=1) or part-time (SDNTFTPT=2) student. Otherwise, a respondent was defined as not enrolled in college (SCHENRL=2, 4) or in the category "Other Persons Aged 18-22" (enrolled in other grades either full or part-time, or enrolled with no other information available). One respondent in the 2012 data was incorrectly included in the "Other Persons Aged 18-22" category instead of being set to missing due to bad data responses for all the enrollment information (where SCHENRL, EDUCATN2, and SDNTFTPT=97). The impact on estimates is small; therefore, no revisions were implemented in the 2012 data file or any related detailed tables.

COLLENR2 Len : 1 COLLEGE ENROLLMENT

	Freq	Pct
. = Unknwn Enrollment, Aged 18-22 (SCHENRL=94,97,98).....	1	0.00
1 = FT College Student Aged 18-22 (See comment above)	4585	8.30
2 = PT College Student Aged 18-22 (See comment above)	955	1.73
3 = Not Enrolled Aged 18-22 (See comment above)	4926	8.91
4 = Other Persons Aged 18-22 (See comment above).....	1183	2.14
5 = Persons Aged 12-17, 23 or Older.....	43618	78.92

EMPLOYMENT AND WORKPLACE

EMPLOYMENT AND WORKPLACE

NOTE: The variable JBSTATR2 was created from questions that asked respondents whether they worked in the past week, whether they usually work 35 or more hours per week, and where relevant, reasons why they did not work in the past week. Respondents who did not know or refused to report whether they worked in the past week but indicated that they did not work in the past 12 months were classified in JBSTATR2 as not having a job. In addition, respondents who reported that they had no job but were looking for work were not classified as being in the labor force unless they reported making specific efforts to find work.

JBSTATR2 Len : 2 WORK SITUATION IN PAST WEEK - RECODE

	Freq	Pct
1 = Worked at full-time job, past week	17116	30.97
2 = Worked at part time job, past week	7826	14.16
3 = Has job or volunteer worker, did not work past wk	2682	4.85
4 = Unemployed/on layoff, looking for work.....	4244	7.68
5 = Disabled	1560	2.82
6 = Keeping house full-time	2089	3.78
7 = In school/training.....	6306	11.41
8 = Retired.....	2115	3.83
9 = Does not have a job, some other reason.....	2968	5.37
98 = BLANK (NO ANSWER).....	15	0.03
99 = LEGITIMATE SKIP	8347	15.10

Even though you did not work at any time last week, did you have a job or business?

WRKHAVJB Len : 2 DID YOU HAVE A JOB OR BUSINESS

	Freq	Pct
1 = Yes	2818	5.10
2 = No.....	19122	34.60
94 = DON'T KNOW.....	1	0.00
97 = REFUSED	10	0.02
98 = BLANK (NO ANSWER).....	5	0.01
99 = LEGITIMATE SKIP	33312	60.27

How many hours did you work last week at all jobs or businesses?

WRKHRSW2 Len : 3 HOW MANY HOURS WORKED LAST WEEK

	Freq	Pct
RANGE = 1 - 60.....	23999	43.42
61 = 61 or more	941	1.70
989 = LEGITIMATE SKIP Logically assigned.....	2	0.00
994 = DON'T KNOW.....	22	0.04
997 = REFUSED	11	0.02
998 = BLANK (NO ANSWER).....	4	0.01
999 = LEGITIMATE SKIP	30289	54.80

EMPLOYMENT AND WORKPLACE

NOTE: The industry variable WRKIDST2 corresponds to the variable WRKINDU2 prior to 2003. The variable name was changed to reflect changes to the industry codes in the 2003 NSDUH. Because of changes in 2003, caution is advised in comparing data from WRKIDST2 with data in WRKINDU2 from prior years. Industry categories do not correspond exactly between the two variables. Even when the same broad industry categories appear in the two variables, the types of industries or the definitions of the specific industries within these broad categories may not be the same. As in previous years, respondents with multiple jobs chose which job to describe. Hence, it is possible that some respondents described their work in the National Guard or Military Reserves even though they responded previously that they are not currently on active duty in the Armed Forces.

Which of these categories best describes the business or industry in which you work?

WRKIDST2	Len : 4 TYPE OF BUSINESS OR INDUSTRY	Freq	Pct
	1 = Agriculture, Forestry, Fishing, & Hunting	550	1.00
	2 = Mining.....	184	0.33
	3 = Construction	1759	3.18
	4 = Manufacturing, Nondurable Goods	903	1.63
	5 = Manufacturing, Durable Goods	1486	2.69
	6 = Transportation & Utilities	922	1.67
	7 = Information & Communications	488	0.88
	8 = Wholesale Trade, Durable Goods	245	0.44
	9 = Wholesale Trade, Nondurable Goods	364	0.66
	10 = Retail Trade	3941	7.13
	11 = Finance, Insur, Real Estate, Rental & Leasing	1191	2.15
	12 = Professional/Scientific/Mgmt/Admin/Waste Mgmt	2750	4.98
	13 = Education, Health & Social Services	5692	10.30
	14 = Arts/Entertain/Recreation/Accommodation/Food Svcs	4747	8.59
	15 = Public Administration	999	1.81
	16 = Other Services (Except Public Admin)	1497	2.71
	9990 = NOT REPORTED/NOT CODABLE	47	0.09
	9994 = DON'T KNOW.....	3	0.01
	9997 = REFUSED	25	0.05
	9998 = BLANK (NO ANSWER).....	6	0.01
	9999 = LEGITIMATE SKIP	27469	49.70

NOTE: The occupation variable WRKOCUP2 corresponds to the variable WRKOCCU2 prior to 2003. The variable name was changed to reflect changes to the occupation codes in the 2003 NSDUH. Because of changes in 2003, caution is advised in comparing data from WRKOCUP2 with data in WRKOCCU2 from prior years. Occupation categories do not correspond exactly between the two variables. Even when the same broad occupation categories appear in the two variables, the types of occupations or the definitions of the specific occupations within these broad categories may not be the same. As in previous years, respondents with multiple jobs chose which job to describe. Hence, it is possible that some respondents described their work in the National Guard or Military Reserves even though they responded previously that they are not currently on active duty in the Armed Forces.

What kind of work do you do? That is, what is your occupation?

WRKOCUP2	Len : 4 KIND OF WORK/JOB TITLE PRIMARY JOB	Freq	Pct
	1 = Executive/Administrative/Managerial/Financial.....	2515	4.55
	2 = Professional (not Education/Entertainment/Media).....	2293	4.15
	3 = Education and Related Occupations	1473	2.67
	4 = Entertainers, Sports, Media, and Communications.....	639	1.16
	5 = Technicians and Related Support Occupations.....	1609	2.91
	6 = Sales Occupations	3531	6.39
	7 = Office & Administrative Support Workers	3447	6.24
	8 = Protective Service Occupations	633	1.15
	9 = Service Occupations, Except Protective.....	5825	10.54
	10 = Farming, Fishing, & Forestry Occupations	338	0.61
	11 = Installation, Maintenance & Repair Workers.....	821	1.49
	12 = Construction Trades & Extraction Workers.....	1402	2.54
	13 = Production, Machinery Setters/Operators/Tenders.....	1566	2.83
	14 = Transportation & Material Moving Workers	1641	2.97
	9990 = NOT REPORTED/NOT CODABLE	26	0.05
	9994 = DON'T KNOW.....	2	0.00
	9997 = REFUSED	29	0.05
	9998 = BLANK (NO ANSWER).....	9	0.02
	9999 = LEGITIMATE SKIP	27469	49.70

EMPLOYMENT AND WORKPLACE

Which of these categories best describes the business in which you work?

WRKBZCA2 Len : 2 CATEG THAT BEST DESCR BUSINESS YOU WORK IN

	Freq	Pct
1 = Private for-profit company or business	18451	33.38
2 = Private not-for-profit company or business	2193	3.97
3 = Local government (city, county, etc.).....	1803	3.26
4 = State government	1533	2.77
5 = Federal/Foreign government or international.....	703	1.27
6 = Self-employed in an incorporated business.....	882	1.60
7 = Self-employed in an unincorporated business.....	1467	2.65
8 = Working without pay in a family business/farm	166	0.30
94 = DON'T KNOW.....	561	1.02
97 = REFUSED	31	0.06
98 = BLANK (NO ANSWER).....	9	0.02
99 = LEGITIMATE SKIP	27469	49.70

Now, think about the past 12 months, from [DATEFILL] through today. Did you work at a job or business at any time during the past 12 months?

WRKEDYR Len : 2 PAST 12 MOS, WORKED AT ANY JOB

	Freq	Pct
1 = Yes	5544	10.03
2 = No.....	13579	24.57
94 = DON'T KNOW.....	3	0.01
97 = REFUSED	7	0.01
98 = BLANK (NO ANSWER).....	5	0.01
99 = LEGITIMATE SKIP	36130	65.37

Have you been self-employed at any time during the past 12 months?

WRKSLFEM Len : 2 PAST 12 MOS, SELF EMPLOYED

	Freq	Pct
1 = Yes	2732	4.94
2 = No.....	28034	50.72
3 = Yes LOGICALLY ASSIGNED (raw var not blank)	98	0.18
5 = Yes LOGICALLY ASSIGNED (from skip pattern)	2455	4.44
94 = DON'T KNOW.....	6	0.01
97 = REFUSED	9	0.02
98 = BLANK (NO ANSWER).....	8	0.01
99 = LEGITIMATE SKIP	21926	39.67

How many different employers, including yourself, have you had in the past 12 months?

WRKJOBS2 Len : 2 PAST 12 MOS, HOW MANY EMPLOYERS

	Freq	Pct
1 = One	22326	40.40
2 = Two	7967	14.42
3 = Three.....	2092	3.79
4 = Four or more.....	917	1.66
94 = DON'T KNOW.....	17	0.03
97 = REFUSED	15	0.03
98 = BLANK (NO ANSWER).....	8	0.01
99 = LEGITIMATE SKIP	21926	39.67

During the past 12 months, was there ever a time when you did not have at least one job or business?

WRKUNEMP Len : 2 PAST 12 MOS, TIME WITH NO JOB

	Freq	Pct
1 = Yes	6184	11.19
2 = No.....	21590	39.06
94 = DON'T KNOW.....	5	0.01
97 = REFUSED	14	0.03
98 = BLANK (NO ANSWER).....	5	0.01
99 = LEGITIMATE SKIP	27470	49.70

EMPLOYMENT AND WORKPLACE

In how many weeks during the past 12 months did you not have at least one job or business?

WRKUNWKS	Len : 2 HOW MANY WKS W/O JOB IN PAST 12 MOS		
	RANGE = 1 - 52.....	Freq	Pct
	85 = BAD DATA Logically assigned.....	6126	11.08
	94 = DON'T KNOW.....	13	0.02
	97 = REFUSED.....	44	0.08
	98 = BLANK (NO ANSWER).....	15	0.03
	99 = LEGITIMATE SKIP.....	10	0.02
		49060	88.77

WRKLSTY2	Len : 4 WHAT YEAR LAST WORKED		
	RANGE = 1973 - 2012.....	Freq	Pct
	9985 = BAD DATA Logically assigned.....	12063	21.83
	9991 = NEVER WORKED AT A JOB OR BUSINESS.....	2	0.00
	9994 = DON'T KNOW.....	6963	12.60
	9997 = REFUSED.....	84	0.15
	9998 = BLANK (NO ANSWER).....	12	0.02
	9999 = LEGITIMATE SKIP.....	14	0.03
		36130	65.37

NOTE: The industry variable WRKIDSY2 corresponds to the variable WRKINDY2 prior to 2003. The variable name was changed to reflect changes to the industry codes in the 2003 NSDUH. Because of these changes, caution is advised in comparing data from WRKIDSY2 with data in WRKINDY2 from prior years. Industry categories do not correspond exactly between the two variables. Even when the same broad industry categories appear in the two variables, the types of industries or the definitions of the specific industries within these broad categories may not be the same.

Which of these categories best describes the business or industry in which you worked?

WRKIDSY2	Len : 4 TYPE OF BUSINESS OR INDUSTRY		
	1 = Agriculture, Forestry, Fishing, & Hunting.....	Freq	Pct
	2 = Mining.....	170	0.31
	3 = Construction.....	23	0.04
	4 = Manufacturing, Nondurable Goods.....	379	0.69
	5 = Manufacturing, Durable Goods.....	205	0.37
	6 = Transportation & Utilities.....	231	0.42
	7 = Information & Communications.....	133	0.24
	8 = Wholesale Trade, Durable Goods.....	83	0.15
	9 = Wholesale Trade, Nondurable Goods.....	38	0.07
	10 = Retail Trade.....	47	0.09
	11 = Finance, Insur, Real Estate, Rental & Leasing.....	874	1.58
	12 = Professional/Scientific/Mgmt/Admin/Waste Mgmt.....	131	0.24
	13 = Education, Health & Social Services.....	520	0.94
	14 = Arts/Entertain/Recreation/Accommodation/Food Svcs.....	837	1.51
	15 = Public Administration.....	1417	2.56
	16 = Other Services (Except Public Admin).....	158	0.29
	9990 = NOT REPORTED/NOT CODABLE.....	264	0.48
	9994 = DON'T KNOW.....	26	0.05
	9997 = REFUSED.....	2	0.00
	9998 = BLANK (NO ANSWER).....	11	0.02
	9999 = LEGITIMATE SKIP.....	10	0.02
		49709	89.94

EMPLOYMENT AND WORKPLACE

NOTE: The occupation variable WRKOCUY2 corresponds to the variable WRKOCCY2 prior to 2003. The variable name was changed to reflect changes to the occupation codes in the 2003 NSDUH. Because of these changes, caution is advised in comparing data from WRKOCUY2 with data in WRKOCCY2 from prior years. Occupation categories do not correspond exactly between the two variables. Even when the same broad occupation categories appear in the two variables, the types of occupations or the definitions of the specific occupations within these broad categories may not be the same.

What kind of work did you do? That is, what was your occupation?

WRKOCUY2	Len : 4 KIND OF WORK/JOB TITLE PRIMARY JOB	Freq	Pct
1	Executive/Administrative/Managerial/Financial.....	210	0.38
2	Professional (not Education/Entertainment/Media).....	166	0.30
3	Education and Related Occupations.....	220	0.40
4	Entertainers, Sports, Media, and Communications.....	150	0.27
5	Technicians and Related Support Occupations.....	209	0.38
6	Sales Occupations.....	840	1.52
7	Office & Administrative Support Workers.....	713	1.29
8	Protective Service Occupations.....	136	0.25
9	Service Occupations, Except Protective.....	1616	2.92
10	Farming, Fishing, & Forestry Occupations.....	138	0.25
11	Installation, Maintenance & Repair Workers.....	104	0.19
12	Construction Trades & Extraction Workers.....	345	0.62
13	Production, Machinery Setters/Operators/Tenders.....	307	0.56
14	Transportation & Material Moving Workers.....	367	0.66
9990	= NOT REPORTED/NOT CODABLE.....	15	0.03
9997	= REFUSED.....	11	0.02
9998	= BLANK (NO ANSWER).....	12	0.02
9999	= LEGITIMATE SKIP.....	49709	89.94

Which of these categories best describes the business in which you worked?

WRKBZCY2	Len : 2 CATEG THAT BEST DESCR BUSINESS YOU WORKED	Freq	Pct
1	Private for-profit company or business.....	3901	7.06
2	Private not-for-profit company or business.....	337	0.61
3	Local government (city, county, etc.).....	433	0.78
4	State government.....	204	0.37
5	Federal/Foreign government or international.....	156	0.28
6	Self-employed in an incorporated business.....	93	0.17
7	Self-employed in an unincorporated business.....	215	0.39
8	Working without pay in a family business/farm.....	57	0.10
94	= DON'T KNOW.....	137	0.25
97	= REFUSED.....	13	0.02
98	= BLANK (NO ANSWER).....	13	0.02
99	= LEGITIMATE SKIP.....	49709	89.94

During the past 30 days, that is from [DATEFILL] up to and including today, how many whole days of work did you miss because you were sick or injured?

WORKDAYS	Len : 2 # DAYS MISSED WORK FOR INJURY/ILLNESS PAST 30 DAYS	Freq	Pct
	RANGE = 1 - 30.....	5996	10.85
0	= None.....	21756	39.36
85	= BAD DATA Logically assigned.....	13	0.02
94	= DON'T KNOW.....	14	0.03
97	= REFUSED.....	14	0.03
98	= BLANK (NO ANSWER).....	6	0.01
99	= LEGITIMATE SKIP.....	27469	49.70

EMPLOYMENT AND WORKPLACE

During the past 30 days, that is from [DATEFILL] up to and including today, how many whole days of work did you miss because you just didn't want to be there?

WORKBLAH Len : 2 # DAYS SKIPPED WORK PAST 30 DAYS

	Freq	Pct
RANGE = 1 - 30.....	2481	4.49
0 = None.....	25288	45.76
85 = BAD DATA Logically assigned.....	1	0.00
94 = DON'T KNOW.....	9	0.02
97 = REFUSED.....	14	0.03
98 = BLANK (NO ANSWER).....	6	0.01
99 = LEGITIMATE SKIP.....	27469	49.70

Thinking about the location where you work, how many people work for your employer out of this office, store, etc.?

LOCSIZE Len : 2 # PEOPLE THAT WORK FOR EMPLOYER - RESP'S LOCATION

	Freq	Pct
1 = Less than 10 people.....	8165	14.77
2 = 10-24 people.....	6041	10.93
3 = 25-99 people.....	6379	11.54
4 = 100-499 people.....	4314	7.81
5 = 500 people or more.....	2774	5.02
94 = DON'T KNOW.....	100	0.18
97 = REFUSED.....	20	0.04
98 = BLANK (NO ANSWER).....	6	0.01
99 = LEGITIMATE SKIP.....	27469	49.70

At your workplace, is there a written policy about employee use of alcohol or drugs?

DRGPLCY Len : 2 WORKPLACE HAVE WRITTEN POLICY DRUG/ALCOHOL USE

	Freq	Pct
1 = Yes.....	19939	36.08
2 = No.....	6407	11.59
94 = DON'T KNOW.....	1430	2.59
97 = REFUSED.....	17	0.03
98 = BLANK (NO ANSWER).....	6	0.01
99 = LEGITIMATE SKIP.....	27469	49.70

Does this policy cover only alcohol, only drugs, or both alcohol and drugs?

PLCYCOV Len : 2 DID POLICY COVER ALCOHOL, DRUGS, OR BOTH

	Freq	Pct
1 = Only alcohol.....	224	0.41
2 = Only drugs.....	717	1.30
3 = Both alcohol and drugs.....	18670	33.78
94 = DON'T KNOW.....	327	0.59
97 = REFUSED.....	18	0.03
98 = BLANK (NO ANSWER).....	1436	2.60
99 = LEGITIMATE SKIP.....	33876	61.29

At your workplace, have you ever been given any educational information regarding the use of alcohol or drugs?

WKDRGED Len : 2 AT WORK, GIVEN EDUCATION ON DRUGS/ALC

	Freq	Pct
1 = Yes.....	9269	16.77
2 = No.....	17365	31.42
3 = Don't remember.....	976	1.77
94 = DON'T KNOW.....	166	0.30
97 = REFUSED.....	17	0.03
98 = BLANK (NO ANSWER).....	6	0.01
99 = LEGITIMATE SKIP.....	27469	49.70

EMPLOYMENT AND WORKPLACE

Through your workplace, is there access to any type of employee assistance program or other type of counseling program for employees who have alcohol or drug-related problems?

DRGPRGM	Len : 2 ANY ASSISTANCE PROGRAM OFFERED THROUGH WRK		
		Freq	Pct
	1 = Yes	9748	17.64
	2 = No.....	14151	25.60
	94 = DON'T KNOW.....	3875	7.01
	97 = REFUSED	19	0.03
	98 = BLANK (NO ANSWER).....	6	0.01
	99 = LEGITIMATE SKIP	27469	49.70

Does your workplace ever test its employees for alcohol use?

USALCTST	Len : 2 WORKPLACE TESTS FOR ALCOHOL USAGE		
		Freq	Pct
	1 = Yes	7673	13.88
	2 = No.....	18494	33.46
	94 = DON'T KNOW.....	1610	2.91
	97 = REFUSED	16	0.03
	98 = BLANK (NO ANSWER).....	6	0.01
	99 = LEGITIMATE SKIP	27469	49.70

Does your workplace ever test its employees for drug use?

USDRGTST	Len : 2 WORKPLACE TESTS FOR DRUG USAGE		
		Freq	Pct
	1 = Yes	12342	22.33
	2 = No.....	14126	25.56
	94 = DON'T KNOW.....	1309	2.37
	97 = REFUSED	16	0.03
	98 = BLANK (NO ANSWER).....	6	0.01
	99 = LEGITIMATE SKIP	27469	49.70

Does your workplace test its employees for drug or alcohol use as part of the hiring process?

TSTHIRE	Len : 2 TEST FOR DRUG/ALC AS HIRING PROCESS		
		Freq	Pct
	1 = Yes	10276	18.59
	2 = No.....	2042	3.69
	94 = DON'T KNOW.....	193	0.35
	97 = REFUSED	15	0.03
	98 = BLANK (NO ANSWER).....	1379	2.50
	99 = LEGITIMATE SKIP	41363	74.84

Does your workplace test its employees for drug or alcohol use on a random basis?

TSTRAND	Len : 2 TEST ON RANDOM BASIS		
		Freq	Pct
	1 = Yes	7285	13.18
	2 = No.....	4512	8.16
	94 = DON'T KNOW.....	714	1.29
	97 = REFUSED	15	0.03
	98 = BLANK (NO ANSWER).....	1379	2.50
	99 = LEGITIMATE SKIP	41363	74.84

EMPLOYMENT AND WORKPLACE

According to the policy at your workplace, what happens to an employee the first time he or she tests positive for illicit drugs?

FIRSTPOS

Len : 2 WHAT HAPPENS FIRST TIME CAUGHT

	Freq	Pct
1 = Handled on indiv basis/policy does not spec what.....	2066	3.74
2 = Employee is fired	6418	11.61
3 = Employee is referred for treatment or counseling	2043	3.70
4 = Nothing happens.....	49	0.09
5 = Something else happens	294	0.53
94 = DON'T KNOW.....	1637	2.96
97 = REFUSED	19	0.03
98 = BLANK (NO ANSWER).....	1379	2.50
99 = LEGITIMATE SKIP	41363	74.84

Would you be more or less likely to want to work for an employer that tests its employees for drug use as part of the hiring process?
Would you say more likely, less likely, or would it make no difference to you?

WRKHIRE

Len : 2 WOULD YOU WORK FOR EMP DOES DRUG TEST PRE-HIRE

	Freq	Pct
1 = More likely	10991	19.89
2 = Less likely	1283	2.32
3 = Would it make no difference to you	15456	27.97
94 = DON'T KNOW.....	46	0.08
97 = REFUSED	17	0.03
98 = BLANK (NO ANSWER).....	6	0.01
99 = LEGITIMATE SKIP	27469	49.70

Would you be more or less likely to want to work for an employer that tests its employees for drug or alcohol use on a random basis?
Would you say more likely, less likely, or would it make no difference to you?

WORKRAND

Len : 2 WOULD YOU WORK FOR EMP DOES DRUG/ALC TEST RANDOMLY

	Freq	Pct
1 = More likely	9141	16.54
2 = Less likely	2597	4.70
3 = Would make no difference	15989	28.93
94 = DON'T KNOW.....	50	0.09
97 = REFUSED	16	0.03
98 = BLANK (NO ANSWER).....	6	0.01
99 = LEGITIMATE SKIP	27469	49.70

IMPUTED EMPLOYMENT AND WORKPLACE

IMPUTED EMPLOYMENT AND WORKPLACE

The following variable, EMPSTATY, was created to promote consistency across survey years. The similar variable EMPSTAT3 was created in 1999 and 2000; it could not be created in the survey years since 2001 because of changes to the questionnaire. (See the comment before JBSTATR2 for more details.) The levels of EMPSTATY are close to those in the Current Population Survey. The main difference is that EMPSTATY considers people who did not have a job last week and were not looking for a job all to be unemployed. In comparison, the CPS definition requires people who did not have a job last week and were not looking for a job to be waiting to be recalled to their old job, in order for them to be classified as unemployed.

EMPSTATY	Len : 2	IMPUTATION REVISED EMPLOYMENT STATUS		
			Freq	Pct
		1 = Employed full time	18265	33.05
		2 = Employed part time.....	9275	16.78
		3 = Unemployed	4654	8.42
		4 = Other (incl. not in labor force).....	14727	26.65
		99 = 12-14 year olds.....	8347	15.10

IIEMPSTY	Len : 1	IMPUTATION INDICATOR EMPLOYMENT STATUS		
			Freq	Pct
		1 = Employment status from questionnaire	46878	84.82
		3 = Employment statistically imputed	43	0.08
		9 = 12-14 years old.....	8347	15.10

II2EMSTY	Len : 1	IMPUTATION INDICATOR EMPLOYMENT STATUS (DETAILS)		
			Freq	Pct
		1 = Employment status from questionnaire	46878	84.82
		3 = Emp. statistically imputed (unrestricted).....	15	0.03
		4 = Emp. stat. imp. (restr. to full-time or part-time)	28	0.05
		9 = 12-14 years old.....	8347	15.10

EMPSTAT4 is a recode of EMPSTATY and AGE2. Respondents aged 15-17 are assigned a skip code, regardless of their answers to the employment status questions.

EMPSTAT4	Len : 2	IMPUTATION REVISED EMPLOYMENT STATUS 18+		
			Freq	Pct
		1 = Employed full time	17990	32.55
		2 = Employed part time.....	7242	13.10
		3 = Unemployed	3389	6.13
		4 = Other (incl. not in labor force).....	9248	16.73
		99 = 12-17 year olds.....	17399	31.48

IIEMPST4	Len : 1	IMPUTATION INDICATOR EMPLOYMENT STATUS 18+		
			Freq	Pct
		1 = Employment status from questionnaire	37829	68.45
		3 = Employment statistically imputed	40	0.07
		9 = 12-17 years old.....	17399	31.48

II2EMST4	Len : 1	IMP. IND. EMPLOYMENT STATUS 18+ (DETAILS)		
			Freq	Pct
		1 = Employment status from questionnaire	37829	68.45
		3 = Emp. statistically imputed (unrestricted).....	14	0.03
		4 = Emp. stat. imp. (restr. to full-time or part-time)	26	0.05
		9 = 12-17 years old.....	17399	31.48

INCOME AND INSURANCE

INCOME AND INSURANCE

PRXYDATA

Len : 2 IS PROXY ANSWERING INSURANCE/INCOME QS

	Freq	Pct
1 = Yes	18296	33.10
2 = No.....	39	0.07
94 = DON'T KNOW.....	33	0.06
97 = REFUSED	5	0.01
98 = BLANK (NO ANSWER).....	49	0.09
99 = LEGITIMATE SKIP (Respondent answering)	36846	66.67

SEGMENT

SEGMENT

^ The Census provides data for five types of American Indian areas (AIAs):

- Federally-recognized American Indian reservations (AIRs) and off-reservation trust land areas - areas that have been set aside by the U.S. for the use of American Indian tribes. The tribes have primary governmental authority over the AIRs and associated off-reservation trust lands. Federal AIRs may cross State and all other area boundaries.
- State-recognized American Indian Reservations (SAIRs) - reservations established by some State governments for tribes recognized by the State. The tribes may have governmental authority over the SAIRs. SAIRs must be defined within a single State but may cross county and other types of boundaries.
- Oklahoma tribal statistical areas (OTSAs) - areas intended to represent the former American Indian reservations that existed in Indian and Oklahoma territories prior to Oklahoma statehood in 1907. OTSAs are contained within the State of Oklahoma but may cross all other area boundaries.
- Tribal designated statistical areas (TDSAs) - areas identified and delineated for federally-recognized American Indian tribes that do not currently have an AIR or off-reservation trust land. A TDSA is intended to encompass a compact and contiguous area that contains a concentration of individuals who identify with the delineating federally-recognized American Indian tribe. TDSAs may cross State and all other area boundaries.
- State designated tribal statistical areas (SDTSAs) - areas identified and delineated for State-recognized tribes that are not federally-recognized and do not have an AIR or off-reservation trust land. SDTSAs provide State-recognized tribes without reservations statistical data for a geographic area that encompasses a substantial concentration of tribal members. SDTSAs must be defined within a single State but may cross county and other types of boundaries. SDTSAs were called State Designated American Indian Statistical Areas (SDAISAs) for Census 2000.

The AIAs are mutually exclusive, i.e., no AIA can overlap another AIA. In cases where more than one tribe claims jurisdiction over an area, the Census Bureau creates a joint-use area as a separate entity to define this area of dual claims.

^

Some NSDUH segments can cross more than one AIA. In order to assign a single AIA to a segment, a 'majority' AIA variable was created by summing the total number of dwelling units within each of the AIAs within the segment and then assigning the AIA with the most dwelling units to that segment. The resulting 'majority' AIAs were summarized to form MAIIN002. MAIIN002 is based on 2000 census data.

^

^

MAIIN002	Len : 2	MAJORITY AMER INDIAN AREA INDICATOR FOR SEGMENT		
			Freq	Pct
	1 = Segment in an American Indian area		1126	2.04
	2 = Segment not in an American Indian area		54142	97.96

COUNTY

GEOGRAPHIC

COUNTY

The variable PDEN00 is based on 2000 Census data and the June 2003 Core Based Statistical Area classifications provided by the Office of Management and Budget (OMB).

PDEN00	Len : 1 POPULATION DENSITY 2000		
		Freq	Pct
	1 = Segment in a CBSA with 1 million or more persons	23098	41.79
	2 = Segm. in a CBSA with fewer than 1 million persons	27704	50.13
	3 = Segment not in a CBSA	4466	8.08

COUTYP2	Len : 1 COUNTY TYPE		
		Freq	Pct
	1 = Large Metro	24319	44.00
	2 = Small Metro	19149	34.65
	3 = Nonmetro.....	11800	21.35

SAMPLE WEIGHTING AND ESTIMATION VARS

SAMPLE WEIGHTING AND ESTIMATION VARS

ANALWT_C Len : 8 FIN PRSN-LEVEL SMPLE WGHT

VESTR Len : 5 ANALYSIS STRATUM

VEREP Len : 2 ANALYSIS REPLICATE

INDEX

INDEX

AALTMDE	488	ADPSDAYS	482	ALCEMOPB	197
ABDILAAL	255	ADPSHMG	481	ALCEVER	22
ABILANAL	254	ADPSRELS	482	ALCFMCTD	199
ABILLALC	254	ADPSOC	482	ALCFMFPB	199
ABODALC	254	ADPSWORK	481	ALCGTOVR	194
ABODANL	254	ADPSYCH	483	ALCHOSP	391
ABODCOC	254	ADPSYMD	483	ALCJAIL	392
ABODHAL	254	ADRELIG	484	ALCKPLMT	194
ABODHER	255	ADRX12MO	485	ALCLAWTR	198
ABODIEM	255	ADRXHLP	485	ALCLIMIT	194
ABODILAL	255	ADRXNOW	485	ALCLOTMT	194
ABODILL	255	ADSEEDOC	483	ALCLSACT	198
ABODINH	255	ADSMMDA	479	ALCLSEFX	195
ABODMRJ	255	ADSOCWRK	484	ALCMDAYS	132
ABODPSY	255	ADTMTHLP	485	ALCMFU	23
ABOSED	255	ADTMTNOW	485	ALCMHC	391
ABODSTM	255	ADWRAGE	472	ALCMLU	287
ABODTRN	255	ADWRCHR	471	ALCMON	130
ABUSEALC	252	ADWRCONC	476	ALCNDMOR	195
ABUSEANL	252	ADWRDBTR	477	ALCPCAI	387
ABUSECOC	252	ADWRDCSN	477	ALCPCARE	387
ABUSEHAL	253	ADWRDEPR	472	ALCPCORT	387
ABUSEHER	253	ADWRDIET	474	ALCPDANG	198
ABUSEIEM	254	ADWRDISC	472	ALCPEMPL	387
ABUSEILL	253	ADWRDLOT	477	ALCPFMLY	387
ABUSEINH	253	ADWRDST	470	ALCPHCTD	197
ABUSEMRJ	253	ADWRELES	473	ALCPHLPB	197
ABUSEPSY	254	ADWREMOR	473	ALCPINS	386
ABUSESED	253	ADWRENRG	475	ALCPMILC	387
ABUSESTM	253	ADWRGAIN	473	ALCPPUBP	387
ABUSETRN	253	ADWRGNL2	474	ALCPSAVE	387
ABUSEXMJ	254	ADWRGROW	474	ALCREC	23
ACOUNMDE	487	ADWRHRS	470	ALCRFIN	391
AD_MDEA1	478	ADWRIMP	471	ALCRFOP	391
AD_MDEA2	478	ADWRJINO	476	ALCSERP	198
AD_MDEA3	478	ADWRJITT	476	ALCSHG	392
AD_MDEA4	478	ADWRLOSE	474	ALCTRMT	384
AD_MDEA5	479	ADWRLSIN	473	ALCTRY	22
AD_MDEA6	479	ADWRLSL2	475	ALCTXER	391
AD_MDEA7	479	ADWRNOGD	477	ALCWD2SX	196
AD_MDEA8	479	ADWRPLSR	473	ALCWD5MT	196
AD_MDEA9	479	ADWRPREG	474	ALCYDAYS	149
ADCOUNS	484	ADWRPROB	472	ALCYFU	22
ADDEFLGR	176	ADWRSATP	478	ALCYLU	286
ADDEMONR	176	ADWRSLEP	475	ALCYR	130
ADDERALL	168	ADWRSLNO	476	ALCYRBF	331
ADDEREC	169	ADWRSLOW	475	ALCYRTOT	23
ADDEYRR	176	ADWRSMOR	475	ALDAYPMO	24
ADDPDISC	469	ADWRSPLN	478	ALDAYPWK	24
ADDPLSIN	469	ADWRSTHK	478	ALDAYPYR	24
ADPPROB	471	ADWRTHOT	476	ALDYSFG	25
ADDP2WK	470	ADWRWRTH	477	ALFQFLG	23
ADDPREV	469	AEROS	52	ALTOTFG	23
ADDSCEV	469	AEROS2	141	AMBIEN	168
ADDSLIN	470	AGE2	592	AMBIFLGR	176
ADFAMDOC	483	AHBCHMDE	488	AMBIMONR	177
ADHERBAL	484	AHMTMDE	488	AMBIREC	169
ADLOSEV	469	AL30EST	25	AMBIYRR	176
ADLSI2WK	470	ALBSTWAY	24	AMDEHARX	489
ADNURSE	484	ALCAFU	149	AMDEHPO	489
ADOCMDE	487	ALCAFU2	149	AMDEHPRX	488
ADOTHDOC	483	ALCAFU3	149	AMDEIMP	490
ADOTHHLP	484	ALCAGLST	286	AMDELT	486
ADOTHMHP	484	ALCAVGM	133	AMDERXO2	489
ADPB2WK	481	ALCCUT1X	196	AMDETXX	487
ADPBAGE	480	ALCCUTDN	195	AMDEY2_U	462
ADPBDLYA	480	ALCCUTEV	195	AMDEYR	486
ADPBINTF	480	ALCCDAYS	25	AMDXPHEN	147
ADPBNUM	480	ALCDOC	391	AMHINP2	427
ADPBRMBR	480	ALCEMCTD	197		

INDEX

AMHOUTP3.....	427	ANLLOTTM.....	221	AUINPGEN.....	411
AMHRX2.....	427	ANLLSACT.....	225	AUINPSYH.....	411
AMHSVNO.....	428	ANLLSEFX.....	222	AUINPYR.....	411
AMHSVTYP.....	427	ANLLTSC.....	333	AUINRESD.....	412
AMHTXAND.....	428	ANLMON.....	131	AUINSFAC.....	412
AMHTXND2.....	428	ANLNDMOR.....	222	AUMOTVYR.....	426
AMHTXR3C.....	427	ANLNOLST.....	63	AUNMAHS2.....	412
AMIDA2_U.....	468	ANLOTHS2.....	306	AUNMCLN2.....	417
AMIYR_U.....	466	ANLOTHW2.....	336	AUNMDOC2.....	417
AMYLNIT.....	51	ANLOTHWY.....	305	AUNMDTM2.....	417
AMYLNIT2.....	140	ANLPDANG.....	226	AUNMMED2.....	412
AMYTAL.....	97	ANLPHCTD.....	225	AUNMMEN2.....	417
AMYTAL2.....	148	ANLPHLPB.....	225	AUNMOTO2.....	417
ANALAGE.....	68	ANLRX1D2.....	335	AUNMPGE2.....	412
ANALMFU.....	69	ANLRX1DR.....	303	AUNMPSY2.....	412
ANALMLU.....	296	ANLRXDRS.....	304	AUNMRES2.....	413
ANALNEWA.....	64	ANLRXDS2.....	335	AUNMSFA2.....	413
ANALNEWB.....	66	ANLRXFAK.....	304	AUNMTHE2.....	417
ANALNEWC.....	67	ANLRXFK2.....	335	AUOPCLNC.....	416
ANALNEWD.....	67	ANLSERP.....	225	AUOPDOC.....	416
ANALNEWE.....	68	ANLSRCFR.....	341	AUOPDTMT.....	416
ANALREC.....	69	ANLSTOL2.....	335	AUOPMENT.....	415
ANALWT_C.....	614	ANLSTOLE.....	304	AUOPOTOP.....	416
ANALYFU.....	69	ANLWD3SX.....	223	AUOPTHER.....	415
ANALYLU.....	295	ANLWDSMT.....	224	AUOPTYR.....	415
ANLAGLST.....	295	ANLYR.....	131	AUOPYRS2.....	416
ANLCARD.....	60	ANLYRTOT.....	70	AUPINEMP.....	414
ANLCUT1X.....	223	ANURSMDE.....	488	AUPINFM2.....	415
ANLCUTDN.....	223	ANXDIF.....	406	AUPINFRE.....	414
ANLCUTEV.....	223	ANXDYR.....	406	AUPINMCD.....	413
ANLDEAL2.....	335	ANYBARB.....	148	AUPINMCR.....	413
ANLDEALR.....	305	ANYEDUC3.....	454	AUPINMIL.....	414
ANLEMCTD.....	224	ANYHLT2.....	586	AUPINOFM.....	413
ANLEMOPB.....	224	ANYMHED2.....	516	AUPINPHI.....	413
ANLEVER.....	68	ANYMHIN.....	514	AUPINPRV.....	414
ANLFF1D2.....	343	ANYMHIN2.....	514	AUPINPUB.....	414
ANLFF1DR.....	306	ANYMHOUT.....	515	AUPINREH.....	414
ANLFFAK2.....	344	ANYNSMH.....	515	AUPINSLF.....	413
ANLFFAKE.....	306	ANYSEDMF.....	515	AUPOPAMT.....	420
ANLFFBOT.....	307	ANYSMH.....	516	AUPOPEMP.....	418
ANLFFBY2.....	344	ANYSMH2.....	515	AUPOPFRE.....	419
ANLFFDL2.....	344	ANYSMP2.....	516	AUPOPMCD.....	418
ANLFFDLR.....	307	AOMDMDE.....	487	AUOPMCR.....	418
ANLFFDRS.....	306	AOMHMDE.....	487	AUOPMIL.....	419
ANLFFDS2.....	344	AOTHMDE.....	488	AUOPMOS.....	419
ANLFFFLAS.....	310	APPSELDG.....	185	AUPOPOFM.....	418
ANLFFLSP.....	310	APSY1MDE.....	487	AUPOPPHI.....	418
ANLFFNET.....	308	APSY2MDE.....	487	AUPOPPRV.....	419
ANLFFNT2.....	344	ARELMDE.....	488	AUPOPPUB.....	419
ANLFFOSP.....	308	ARGUPAR.....	451	AUOPPREH.....	418
ANLFFOT2.....	345	ARXMDEYR.....	487	AUOPPSLF.....	418
ANLFFOTH.....	308	ASDSHOM2.....	489	AURXYR.....	420
ANLFFRE2.....	344	ASDSOVL2.....	490	AUUNBUSY.....	422
ANLFFREE.....	307	ASDSREL2.....	489	AUUNCFID.....	421
ANLFFST2.....	344	ASDSOC2.....	489	AUUNCMIT.....	421
ANLFFSTL.....	307	ASDSWRK2.....	489	AUUNCOST.....	420
ANLFFTAK.....	307	ASMALIF.....	406	AUUNENUF.....	421
ANLFFTK2.....	344	ASMAYR.....	406	AUUNFOUT.....	422
ANLFLAG.....	136	ASOCMDE.....	487	AUUNHNDL.....	422
ANLFMCTD.....	226	ATARAX.....	76	AUUNJOB.....	421
ANLFMFPB.....	226	ATARAX2.....	144	AUUNMTYR.....	420
ANLFRBUY.....	304	ATXMDEYR.....	486	AUUNNBR.....	420
ANLFRBY2.....	335	AUALACUP.....	424	AUUNNCOV.....	421
ANLFRFE2.....	335	AUALCHIR.....	424	AUUNNHLP.....	422
ANLFRFRE.....	304	AUALHERB.....	424	AUUNNOND.....	422
ANLFRTK2.....	335	AUALHLIN.....	425	AUUNNTSP.....	422
ANLFRTKE.....	305	AUALINET.....	425	AUUNRIM2.....	423
ANLGTLA2.....	309	AUALMASG.....	425	AUUNSOR.....	423
ANLGTOS2.....	309	AUALOTH.....	425	AUUNSWHER.....	421
ANLGTQVR.....	221	AUALOTS2.....	426	AVGGRADE.....	450
ANLINET.....	305	AUALRELG.....	425	BENZOS.....	145
ANLINET2.....	336	AUALSGRP.....	424	BINGEDRK.....	132
ANLKPLMT.....	222	AUALTYR.....	424	BINGEHVY.....	140
ANLLAWTR.....	226	AUINAHSP.....	411	BKARSON.....	258
ANLLIMIT.....	222	AUINMEDU.....	411	BKBURGL.....	257

INDEX

BKDRUG.....	258	CC30EST.....	32	CIGMDAYS.....	132
BKDRUNK.....	258	CCBSTWAY.....	31	CIGMFU.....	5
BKDRVIN.....	258	CCDAYPMO.....	32	CIGMLU.....	282
BKFRAUD.....	259	CCDAYPWK.....	32	CIGMON.....	130
BKLARCNY.....	256	CCDAYPYR.....	32	CIGNMCHG.....	192
BKMVTHFT.....	256	CCFQLG.....	31	CIGNOINF.....	192
BKOTH.....	259	CCTOTFG.....	31	CIGOFRSM.....	4
BKOTHOF2.....	260	CDCGMO.....	139	CIGPDAY.....	151
BKPOSTOB.....	258	CDNOCGMO.....	139	CIGPLANE.....	190
BKROB.....	257	CDUFLAG.....	139	CIGREC.....	5
BKSEXNR.....	259	CG30EST.....	6	CIGREGDY.....	191
BKSMASLT.....	257	CGR30BR2.....	20	CIGREGNM.....	191
BKSRVIOL.....	257	CGR30USE.....	19	CIGREGWK.....	191
BLNT30C1.....	188	CGRAGLST.....	285	CIGRNOUT.....	191
BLNT30C2.....	188	CGRFLAG.....	130	CIGSATIS.....	193
BLNT30DY.....	187	CGRMON.....	130	CIGSVLHR.....	192
BLNTAGE.....	186	CGRYR.....	130	CIGTRY.....	4
BLNTEVER.....	186	CH30EST.....	15	CIGWAKE.....	193
BLNTMFU.....	187	CHAMPUS.....	581	CIGWILYR.....	4
BLNTNOMJ.....	188	CHEWEVER.....	13	CIGYFU.....	4
BLNTRC.....	187	CHEWMFU.....	14	CIGYLU.....	281
BLNTYFU.....	186	CHEWMLU.....	285	CIGYR.....	129
BLRECFL2.....	187	CHEWREC.....	14	CIGYRBFR.....	331
BOOKED.....	256	CHEWTRY.....	13	CIRRLIF.....	407
BRONCLIF.....	406	CHEWYFU.....	13	CIRRYR.....	407
BRONCYR.....	407	CHEWYLU.....	284	CLEFLU.....	51
BUSPAR.....	76	CHHYD.....	97	CLEFLU2.....	140
BUSPAR2.....	144	CHHYD2.....	148	CLINVST.....	517
BUTISOL.....	97	CHW30BR2.....	15	COCAGE.....	30
BUTISOL2.....	148	CHW30USE.....	14	COCAGLST.....	287
CA4FDAGE.....	572	CHWAGLST.....	284	COCCUT1X.....	205
CA4FDAYS.....	572	CHWFLAG.....	131	COCCUTDN.....	205
CA4FDEV.....	572	CHWMON.....	132	COCCUTEV.....	205
CA4FDMFU.....	573	CHWYR.....	131	COCEMCTD.....	206
CA4FDYFU.....	573	CI30EST.....	19	COCEMOPB.....	206
CABNGAGE.....	570	CIG100LF.....	10	COCEVER.....	30
CABNGEV.....	570	CIG1PACK.....	151	COCFLAG.....	134
CABNGMFU.....	571	CIG30AV.....	6	COCFLBLU.....	205
CABNGYFU.....	571	CIG30BR2.....	7	COCFMCTD.....	208
CABPLACE.....	566	CIG30MEN.....	8	COCFMFPB.....	208
CABUNDAG.....	566	CIG30MLN.....	8	COCGTOVR.....	204
CABUYFRE.....	565	CIG30RO2.....	9	COCKPLMT.....	204
CABUYWHO.....	566	CIG30TPE.....	8	COCLAWTR.....	208
CADRBAR.....	564	CIG30USE.....	5	COCLIMIT.....	204
CADRCAR.....	563	CIGAFU.....	149	COCLOTMT.....	204
CADREVNT.....	564	CIGAGE.....	9	COCLSACT.....	207
CADRHOME.....	563	CIGAGLST.....	281	COCLSEFX.....	205
CADRKANL.....	569	CIGALCMO.....	140	COCMDAYS.....	150
CADRKCOC.....	568	CIGAREVR.....	17	COCMFU.....	30
CADRKDRG.....	568	CIGARMFU.....	18	COCMLU.....	288
CADRKHAL.....	568	CIGARMLU.....	286	COCMON.....	134
CADRKHER.....	568	CIGARREC.....	19	COCNDMOR.....	204
CADRKINH.....	569	CIGARTRY.....	18	COCNEEDL.....	163
CADRKMRJ.....	568	CIGARYFU.....	18	COCPDANG.....	208
CADRKMTH.....	569	CIGARYLU.....	285	COCPHCTD.....	207
CADRKSED.....	570	CIGAVGD.....	133	COCPHLPB.....	207
CADRKSTM.....	569	CIGAVGM.....	133	COCREC.....	31
CADRKTRN.....	569	CIGAVOID.....	190	COCSERP.....	207
CADRLAST.....	563	CIGCRAGP.....	189	COCUS30A.....	32
CADROTH.....	565	CIGCRAVE.....	189	COCWD2SX.....	206
CADROTHM.....	564	CIGDLLST.....	282	COCWDSMT.....	206
CADROTS2.....	565	CIGDLMFU.....	10	COCYDAYS.....	150
CADRPEOP.....	563	CIGDMLU.....	283	COCYFU.....	30
CADRPUBL.....	564	CIGDLYFU.....	9	COCYLU.....	287
CADRSCHL.....	564	CIGDLYLU.....	282	COCYR.....	134
CAFRESP2.....	567	CIGDLYMO.....	9	COCYRBFR.....	331
CAFREWHO.....	567	CIGEVER.....	4	COCYRTOT.....	31
CAGVMONY.....	566	CIGFLAG.....	130	CODEINE.....	60
CAGVWHO.....	566	CIGFNLKE.....	190	CODEINE2.....	141
CAIDCHIP.....	581	CIGFNSMK.....	190	COLDFLGR.....	177
CATAG2.....	595	CIGINCRS.....	193	COLDMEDS.....	168
CATAG3.....	595	CIGINCTL.....	189	COLDMONR.....	177
CATAG6.....	595	CIGINFLU.....	192	COLDREC.....	169
CATAG7.....	595	CIGIRTL.....	189	COLDYR1.....	170
CATAGE.....	595	CIGLOTMR.....	193	COLDYR2.....	171

INDEX

COLDYR3	172	DIETPILS	84	EMPSTATY	610
COLDYR4	172	DILAUD	60	EQUANIL	76
COLDYR5	172	DILAUD2	142	EQUANIL2	144
COLDYRR	177	DNICNSP	249	ESKAT	86
COLLENR	601	DPILANAL	252	ESKAT2	146
COLLENR2	601	DPILLALC	252	ETHER	52
CONDLREC	163	DR5DAY	25	ETHER2	141
COUTYP2	613	DRGDOC	392	FDOCANGR	537
CPNMTHFG	137	DRGHOSP	392	FDOCBRK	537
CPNMTHMN	137	DRGJAIL	392	FDOC DPR	537
CPNMTHYR	137	DRGMHC	392	FDOCEAT	537
CPNNDFLG	175	DRGPLCY	607	FDOCFEA	537
CPNNDMTH	176	DRGPRGM	608	FDOCFITE	537
CPNNDSTM	176	DRGRFIN	392	FDOCFMLY	537
CPNPSYFG	138	DRGRFOP	392	FDOCFRND	538
CPNPSYMN	131	DRGSHG	392	FDOCMEND	538
CPNPSYR	131	DRGTXR	392	FDOCOTH2	538
CPNSTMFG	136	DRIVALC2	263	FDOCOTPP	538
CPNSTMMN	137	DRIVALD2	263	FDOC SCHL	538
CPNSTMYR	137	DRIVDRG2	263	FDOCSUI	537
CR30EST	35	DRKANL	577	FILEDATE	3
CRAKREC	34	DRKCOC	577	FIORICET	60
CRBSTWAY	34	DRKHAL	577	FIORICT2	142
CRDAYPMO	35	DRKHER	577	FIORINAL	61
CRDAYPWK	35	DRKIEM	578	FIORINL2	142
CRDAYPYR	34	DRKINH	577	FIRSTPOS	609
CRFQFLG	34	DRKMRJ	576	FLEXERIL	76
CRKAGE	33	DRKMTM	577	FLEXERL2	144
CRKAGLST	288	DRKSED	577	FLNDILAL	394
CRKEVER	33	DRKSTM	577	FLTNDALC	394
CRKFLAG	134	DRKSUM	578	FLTNDILL	394
CRKMFU	33	DRKTRN	577	FOSTVST	517
CRKMLU	289	DRPRVME3	454	FRDADLY2	453
CRKMON	134	DRVALDR	261	FRDMEVR2	453
CRKUS30A	35	DRVAONLY	261	FRDMJMON	453
CRKYFU	33	DRVDONLY	261	FRDPCIG2	453
CRKYL	288	DRVFLAG	261	FTNDDNSP	249
CRKYR	134	DSTCHR12	457	FUALC18	151
CRKYRTOT	34	DSTCHR30	455	FUALC21	152
CRTOTFG	34	DSTEFF12	457	FUANL18	153
CYLERT	85	DSTEFF30	456	FUANL21	153
CYLERT2	146	DSTHOP12	457	FUCD218	151
DALMANE	97	DSTHOP30	455	FUCD221	151
DALMANE2	148	DSTNGD12	458	FUCGR18	151
DARVTYL2	141	DSTNGD30	456	FUCGR21	151
DARVTYLC	59	DSTNRV12	456	FUCIG18	151
DCIGAFU	149	DSTNRV30	455	FUCIG21	151
DCIGMON	139	DSTRST12	457	FUCOC18	152
DEMEROL	60	DSTRST30	455	FUCOC21	152
DEMEROL2	142	DSTWORST	456	FUCRK18	152
DEPNALC	250	DYTXVST	517	FUCR21	152
DEPNANL	250	ECSAGE	49	FUECS18	153
DEPNDCOC	250	ECSAGLST	293	FUECS21	153
DEPNDHAL	250	ECSFLAG	135	FUHAL18	152
DEPN DHER	250	ECSMFU	50	FUHAL21	152
DEPNDIEM	251	EC SMLU	294	FUHER18	152
DEPN DILL	251	EC S MON	135	FUHER21	152
DEPN DINH	250	ECSREC	50	FUIEM18	154
DEPN DMRJ	251	EC STASY	40	FUIEM21	155
DEPN DPSY	252	ECSYFU	49	FUINH18	153
DEPN DSED	251	ECSYLU	293	FUINH21	153
DEPN DSTM	251	ECSYR	135	FULSD18	152
DEPN DTRN	251	ED4FLAG	570	FULSD21	153
DEPN DXMJ	251	EDFAM18	579	FUMJ18	152
DEPRSLIF	407	EDUCATN2	598	FUMJ21	152
DEPRSYR	407	EDUCCAT2	596	FUMTH18	154
DETAMP	85	EI4FDAGE	572	FUMTH21	154
DETAMP2	146	EI4FDDYS	572	FUOXY18	153
DEXED	85	EI4FDMFU	573	FUOXY21	153
DEXED2	146	EI4FDYFU	573	FUPCP18	153
DIABLIF	407	EIBNGAGE	570	FUPCP21	153
DIABYR	407	EIBNGMFU	571	FUPSY18	154
DIDREX	85	EIBNGYFU	571	FUPSY21	154
DIDREX2	146	EIMOV PYR	597	FUSED18	154
DIETPIL2	146	EMPSTAT4	610	FUSED21	154

INDEX

FUSLT18.....	151	HALYLU.....	290	HLTINDRG.....	582
FUSLT21.....	151	HALYR.....	134	HLTINMNT.....	582
FUSTM18.....	154	HALYRTOT.....	46	HLTINNOS.....	582
FUSTM21.....	154	HARTDLIF.....	407	HLTOTFG.....	46
FUSUM18.....	154	HARTDYR.....	407	HOMEVST.....	517
FUSUM21.....	154	HBPLIF.....	408	HOSPVST.....	516
FUTRN18.....	153	HBPYR.....	408	HR30EST.....	38
FUTRN21.....	154	HEALTH.....	593	HRBSTWAY.....	37
GAS.....	51	HEALTH2.....	596	HRDAYPMO.....	38
GAS2.....	141	HEOTNDL.....	157	HRDAYPWK.....	38
GHB.....	167	HEOTOTH.....	157	HRDAYPYR.....	37
GHBFLGR.....	177	HEOTSMK.....	157	HRFQFLG.....	37
GHBMONR.....	177	HEOTSNF.....	157	HRNDLREC.....	158
GHBREC.....	169	HEOTSP.....	157	HRSMKREC.....	156
GHBYRR.....	177	HEPATLIF.....	407	HRSNFREC.....	156
GLUE.....	51	HEPATYR.....	408	HRTOTFG.....	37
GLUE2.....	141	HER30USE.....	38	HSDIPLMA.....	599
GNNDCLEN.....	167	HERAGE.....	36	HSGED.....	599
GNNDGET2.....	167	HERAGLST.....	289	HVYDRK2.....	132
GNNDSLH1.....	166	HERCUT1X.....	210	HYDCODOP.....	143
GNNDSLH2.....	167	HERCUTDN.....	210	HYDROCD2.....	142
GNNDREUS.....	166	HERCUTEV.....	210	HYDROCOD.....	61
GOVTPROG.....	590	HEREMCTD.....	211	IEMAGE.....	139
GQTYPE2.....	591	HEREMOPB.....	211	IEMFLAG.....	139
GRPCNSL2.....	454	HEREVER.....	36	IEMMON.....	139
GRPHLTIN.....	581	HERFLAG.....	134	IEMYFU.....	139
GRSKCOCC.....	184	HERFMCTD.....	213	IEMYR.....	139
GRSKCREG.....	184	HERFMFPB.....	213	IFATHER.....	579
GRSKD4_5.....	184	HERGTOVR.....	209	I2ALCD5.....	118
GRSKD5WK.....	185	HERKPLMT.....	209	I2ALCFM.....	118
GRSKHREG.....	184	HERLAWTR.....	213	I2ALCFY.....	112
GRSKHTRY.....	184	HERLIMIT.....	209	I2ALCGR.....	106
GRSKLREG.....	184	HERLOTTM.....	208	I2ANLFL.....	114
GRSKLTRY.....	184	HERLSACT.....	212	I2ANLRC.....	109
GRSKMOCC.....	184	HERLSEFX.....	209	I2CGRFM.....	117
GRSKMREG.....	184	HERMFU.....	36	I2CGRRC.....	104
GRSKPKCG.....	184	HERMLU.....	290	I2CHWFM.....	117
HAL30USE.....	47	HERMON.....	134	I2CHWRC.....	105
HALAGLST.....	290	HERNDMOR.....	209	I2CIGFM.....	117
HALCION.....	97	HERNEEDL.....	157	I2CIGRC.....	104
HALCION2.....	148	HERPDANG.....	212	I2COCFM.....	119
HALCUTDN.....	215	HERPHCTD.....	212	I2COCFY.....	113
HALCUTEV.....	215	HERPHLPB.....	211	I2COCRC.....	107
HALDAFLG.....	213	HERREC.....	37	I2CRKFM.....	119
HALEMCTD.....	215	HERSERPB.....	212	I2CRKFY.....	113
HALEMOPB.....	215	HERSMOK2.....	176	I2CRKRC.....	107
HALFLAG.....	134	HERSMOKE.....	156	I2ECSRC.....	109
HALFMCTD.....	217	HERSNIF2.....	176	I2EMST4.....	610
HALFMFPB.....	217	HERSNIFF.....	156	I2EMSTY.....	610
HALGTOVR.....	214	HERWD3SX.....	210	I2HALFM.....	120
HALKPLMT.....	214	HERWDSMT.....	211	I2HALFY.....	114
HALLAGE.....	45	HERYFU.....	36	I2HALRC.....	108
HALLAWTR.....	217	HERYLU.....	289	I2HERFM.....	120
HALLIMIT.....	214	HERYR.....	134	I2HERFY.....	113
HALLOTTM.....	213	HERYRTOT.....	37	I2HERRC.....	107
HALLREC.....	45	HIVLIF.....	408	I2INHFM.....	120
HALLSACT.....	216	HIVYR.....	408	I2INHFY.....	114
HALLSEFX.....	214	HL30EST.....	47	I2INHRC.....	109
HALMDAYS.....	150	HLBSTWAY.....	46	I2LSDRC.....	108
HALMFU.....	45	HLCALL99.....	586	I2MJFM.....	119
HALMLU.....	291	HLCALLFG.....	586	I2MJFY.....	112
HALMON.....	134	HLCLAST.....	583	I2MJRC.....	106
HALNDMOR.....	214	HLCNOTMO.....	582	I2MTHFY.....	116
HALNEWA.....	41	HLCNOTYR.....	581	I2MTHRC.....	111
HALNEWB.....	43	HLDAYPMO.....	46	I2OXYFY.....	115
HALNEWC.....	44	HLDAYPWK.....	47	I2OXYRC.....	110
HALNEWD.....	44	HLDAYPYR.....	46	I2PCPRC.....	108
HALNEWE.....	44	HLFQFLG.....	46	I2SEDFY.....	116
HALNOLST.....	40	HLLOSRSN.....	583	I2SEDR.....	111
HALPDANG.....	216	HLNVCOST.....	583	I2SLTRC.....	105
HALPHCTD.....	216	HLNVNEED.....	584	I2SNFFM.....	118
HALPHLPB.....	215	HLNVOFFR.....	583	I2SNFRC.....	106
HALSERPB.....	216	HLNVPREF.....	583	I2STMFY.....	115
HALYDAYS.....	150	HLNVSOR.....	584	I2STMRC.....	110
HALYFU.....	45	HLTINALC.....	582	I2TRNFY.....	115

INDEX

II2TRNRC	110	IIHERRC	107	IMOTHER	579
IIALCAGE	123	IIHERYFU	125	IMPAIR	461
IIALCD5	118	IIHH65_2	580	IMPCONCN	458
IIALCFM	118	IIHHSI22	579	IMPDYFRQ	461
IIALCFY	112	IIINHAGE	126	IMPGOUT	458
IIALCRC	106	IIINHFM	120	IMPGOUTM	459
IIALCYFU	123	IIINHfy	114	IMPHHLD	460
IIANLAGE	127	IIINHRC	109	IMPHHLDM	460
IIANLFY	114	IIINHYFU	126	IMPPEOP	459
IIANLRC	109	IIINSUR	584	IMPPEOPM	459
IIANLYFU	127	IIINSUR3	584	IMPREMEM	458
IICD2YFU	121	IIINSUR4	587	IMPRESF	460
IICDUAGE	121	IIKI17_2	579	IMPRESFM	460
IICGAVD	245	IIKIDFA2	580	IMPVOC	459
IICGCRGP	244	IILSDAGE	125	IMPVOCM	459
IICGCRV	244	IILSDRC	108	IMPWEEKS	461
IICGINCR	247	IILSDYFU	125	IMPWORK	460
IICGINFL	247	IIMARIT	594	IMPYDAYS	461
IICGIRTB	244	IIMCDCHP	585	IN30EST	58
IICGLMR	248	IIMEDICR	585	INBSTWAY	57
IICGNCG	246	IIMJAGE	123	INCOME	590
IICGNCTL	245	IIMJFM	119	INDAYPMO	57
IICGNINF	247	IIMJFY	112	INDAYPWK	57
IICGPLN	245	IIMJRC	106	INDAYPYR	57
IICGRAGE	121	IIMJYFU	123	INFQFLG	56
IICGRFM	117	IIMTHAGE	128	INHAGE	55
IICGRGDY	246	IIMTHFY	115	INHAGLST	294
IICGRGNM	246	IIMTHRC	110	INHCUTDN	218
IICGRGWK	246	IIMTHYFU	128	INHCUVEV	219
IICGROUT	245	IIOTHHLT	586	INHDI30A	58
IICGRRC	104	IIOXYAGE	127	INHEMCTD	219
IICGRYFU	122	IIOXYFY	114	INHEMOPB	219
IICGSAT	248	IIOXYRC	109	INHEVER	55
IICGSLHR	247	IIOXYFYFU	127	INHFLAG	135
IICHMPUS	585	IIPCPAGE	126	INHFMCTD	221
IICHWAGE	122	IIPCPRC	108	INHFMFPB	221
IICHWFM	117	IIPCPYFU	126	INHGTOVR	217
IICHWRC	105	IIPINC3	589	INHKLMT	218
IICHWYFU	122	IIPINSUR	584	INHPLAWTR	220
IICIGAGE	121	IIPILF	104	INHLIMIT	218
IICIGFM	117	IIPIPMN	105	INHLOTTM	217
IICIGRC	104	IIPRVHLT	585	INHLSACT	220
IICIGYFU	121	IISEDAGE	129	INHLSAFX	218
IICOCAGE	124	IISEDfy	116	INHMDAYS	150
IICOCFM	119	IISEDRC	111	INHMFU	56
IICOCFY	112	IISEDYFU	129	INHMLU	295
IICOCRC	107	IISLTAGE	122	INHMON	135
IICOCYFU	124	IISLTRC	105	INHNDMOR	218
IICRKAGE	124	IISLTYFU	122	INHNEWA	53
IICRKFM	119	IISNFAGE	123	INHNEWB	54
IICRKfy	113	IISNFFM	118	INHNEWC	54
IICRKRC	107	IISNFRC	106	INHNEWD	54
IICRKYFU	124	IISNFYFU	123	INHNEWE	54
IIECSAGE	126	IISTMAGE	128	INHNLST	53
IIECSRC	108	IISTMFY	115	INHOSPVR	398
IIECSYFU	126	IISTMRC	110	INHPDANG	220
IIEDUC2	594	IISTMYFU	128	INHPHCTD	219
IIEMPST4	610	IITRNAGE	127	INHPHLPB	219
IIEMPSTY	610	IITRNfy	115	INHREC	56
IIFAMIN3	589	IITRNRC	110	INHSERP	220
IIFAMPMT	588	IITRNYFU	128	INHVDAYS	150
IIFAMSOC	587	IIWELMOS	588	INHVFU	55
IIFAMSSI	588	ILALMON	140	INHVLU	294
IIFAMSVC	588	ILLNEED	394	INHVR	135
IIFAMSZ2	580	ILLPCAID	387	INHVRTOT	56
IIFAMWAG	588	ILLPCARE	387	INTOTFG	56
IIFSTAMP	588	ILLPCORT	388	IONAMIN	86
IIVALAGE	125	ILLPEMPL	388	IONAMIN2	146
IIVALFM	120	ILLPFMLY	388	IRALCAGE	123
IIVALFY	113	ILLPINS	387	IRALCD5	118
IIVALRC	108	ILLPMILC	388	IRALCFM	118
IIVALYFU	125	ILLPPUBP	387	IRALCFY	112
IIPHERAGE	124	ILLPSAVE	388	IRALCRC	106
IIPHERFM	120	ILLTRMT	384	IRALCYFU	123
IIPHERFY	113	ILTOALMN	140	IRANLAGE	127

INDEX

IRANLFY.....	114	IRINSUR3.....	584	LIFCIRR.....	399
IRANLRC.....	109	IRINSUR4.....	587	LIFDEPRS.....	399
IRANLYFU.....	127	IRKI17_2.....	579	LIFDIAB.....	399
IRCD2YFU.....	121	IRKIDFA2.....	580	LIFHARTD.....	399
IRCDUAGE.....	121	IRLSDAGE.....	125	LIFHBP.....	400
IRCGAVD.....	245	IRLSDRC.....	108	LIFHEPAT.....	400
IRCGCRGP.....	244	IRLSDYFU.....	125	LIFHIV.....	400
IRCGCRV.....	244	IRMARIT.....	594	LIFLUNCA.....	400
IRCGINCR.....	247	IRMCDCHP.....	585	LIFNONE.....	402
IRCGINFL.....	247	IRMEDICR.....	585	LIFPANCR.....	400
IRCGIRTB.....	244	IRMJAGE.....	123	LIFPNEU.....	400
IRCGLMR.....	248	IRMJFM.....	119	LIFSINUS.....	401
IRCGNCG.....	246	IRMJFY.....	112	LIFSLPAP.....	401
IRCGNCTL.....	244	IRMJRC.....	106	LIFSTDS.....	401
IRCGNINF.....	247	IRMJYFU.....	123	LIFSTROK.....	401
IRCGPLN.....	245	IRMTHAGE.....	128	LIFTINN.....	401
IRCGRAGE.....	121	IRMTHFY.....	115	LIFTUBRC.....	401
IRCGRFM.....	117	IRMTHRC.....	110	LIFULCER.....	402
IRCGRGDY.....	245	IRMTHYFU.....	128	LIMBTRL2.....	144
IRCGRGNM.....	246	IROTHHLT.....	586	LIMBTROL.....	77
IRCGRGWK.....	246	IROYAGE.....	127	LMIYR_U.....	467
IRCGROUT.....	245	IROYFY.....	114	LMMIADAU.....	468
IRCGRRC.....	104	IROYRC.....	109	LMMIYRU.....	467
IRCGRYFU.....	122	IROYFYFU.....	127	LOCDOC.....	393
IRCGSAT.....	247	IRPCPAGE.....	125	LOCHOSP.....	393
IRCGSLHR.....	246	IRPCPRC.....	108	LOCJAIL.....	393
IRCHMPUS.....	585	IRPCPYFU.....	126	LOCMHC.....	393
IRCHWAGE.....	122	IRPINC3.....	589	LOCRFIN.....	393
IRCHWFM.....	117	IRPINSUR.....	584	LOCRFOP.....	393
IRCHWRC.....	105	IRPIPLF.....	104	LOCSHG.....	393
IRCHWYFU.....	122	IRPIPMN.....	105	LOCSIZE.....	607
IRCIAGE.....	121	IRPRVHLT.....	585	LOCTXER.....	393
IRCIAGFM.....	117	IRSEDAGE.....	128	LSD.....	39
IRCIAGRC.....	104	IRSEDFY.....	116	LSDAGE.....	47
IRCIAGYFU.....	121	IRSEDRC.....	111	LSDAGLST.....	291
IRCOCAGE.....	124	IRSEDYFU.....	129	LSDFLAG.....	135
IRCOCFM.....	119	IRSEX.....	594	LSDMFU.....	48
IRCOCFY.....	112	IRSLTAGE.....	122	LSDMLU.....	292
IRCOCRC.....	106	IRSLTRC.....	105	LSDMON.....	135
IRCOCYFU.....	124	IRSLTYFU.....	122	LSDREC.....	48
IRCRKAGE.....	124	IRSNFAGE.....	122	LSDYFU.....	47
IRCRKFM.....	119	IRSNFFM.....	118	LSDYLU.....	291
IRCRKFY.....	113	IRSNFRC.....	105	LSDYR.....	135
IRCRKRC.....	107	IRSNFYFU.....	123	LUNCALIF.....	408
IRCRKYFU.....	124	IRSTMAGE.....	128	LUNCAYR.....	408
IRECSAGE.....	126	IRSTMFY.....	115	MAIIN002.....	612
IRECSRC.....	108	IRSTMRC.....	110	MAZANOR.....	86
IRECSYFU.....	126	IRSTMYFU.....	128	MAZANOR2.....	146
IREUC2.....	594	IRTRNAGE.....	127	MAZINDOL.....	147
IRFAMIN3.....	589	IRTRNFY.....	115	MDEIMPY.....	562
IRFAMPMT.....	588	IRTRNRC.....	110	MEDICARE.....	580
IRFAMSOC.....	587	IRTRNYFU.....	128	MEPROB.....	77
IRFAMSSI.....	588	IRWELMOS.....	588	MEPROB2.....	144
IRFAM SVC.....	588	JBSTATR2.....	602	MEPROBPD.....	145
IRFAMSZ2.....	580	K6SCMAX.....	464	MESC.....	39
IRFAMWAG.....	588	K6SCMON.....	463	MESC2.....	140
IRFSTAMP.....	588	K6SCYR.....	464	METHAGE.....	93
IRHALAGE.....	125	KETAFLGR.....	177	METHAQ.....	96
IRHALFM.....	120	KETAMINE.....	168	METHAQ2.....	147
IRHALFY.....	113	KETAMONR.....	177	METHDES.....	84
IRHALRC.....	107	KETAREC.....	173	METHDES2.....	146
IRHALYFU.....	125	KETAYRR.....	177	METHDEXM.....	147
IRHERAGE.....	124	KLONOP12.....	144	METHDON.....	61
IRHERFM.....	120	KLONOPIN.....	75	METHDON2.....	142
IRHERFY.....	113	LANGVER.....	591	METHMFU.....	94
IRHERRC.....	107	LASTTXSP.....	391	METHMLU.....	300
IRHERYFU.....	124	LFSCHWH2.....	599	METHREC.....	94
IRHH65_2.....	579	LFTSCHA2.....	600	METHYFU.....	93
IRHHSIZ2.....	579	LGAS.....	52	METHYLU.....	300
IRINHAGE.....	126	LGAS2.....	141	MHASPTR2.....	433
IRINHFM.....	120	LIBRIUM.....	76	MHLCLNC3.....	428
IRINH FY.....	114	LIBRIUM2.....	144	MHLDOC3.....	428
IRINHRC.....	109	LIFANXD.....	398	MHLDTMT3.....	429
IRINH YFU.....	126	LIFASMA.....	399	MHLMNT3.....	428
IRINSUR.....	584	LIFBRONC.....	399	MHLOTH3.....	429

INDEX

MHLSCHL3.....	429	MMFREWHO.....	275	MRTOTFG.....	27
MHLTHER3.....	428	MMFSELL.....	277	MTABSTWY.....	161
MHNSPTR2.....	432	MMGETMJ.....	264	MTADYPMO.....	162
MHOSPTR2.....	432	MMGGIVE.....	275	MTADYPWK.....	162
MHPDEMP2.....	430	MMGKEEP.....	275	MTADYPYR.....	162
MHPDFRE2.....	430	MMGSELL.....	275	MTAFQFLG.....	161
MHPDMCD2.....	430	MMIYR_U.....	467	MTANDLRC.....	159
MHPDMCR2.....	430	MMJNPCAT.....	266	MTBSTWAY.....	95
MHPDMIL2.....	430	MMJNPCTB.....	265	MTDAYPMO.....	95
MHPDOFM2.....	429	MMJNTLOO.....	265	MTDAYPWK.....	95
MHPDPHI2.....	430	MMJNTNUM.....	265	MTDAYPYR.....	95
MHPDPRV2.....	430	MMLS10GM.....	266	MTFQFLG.....	94
MHPDPUB2.....	430	MMLSSLBS.....	267	MTHAAGE.....	160
MHPDREH2.....	430	MMLSGMS.....	266	MTHAGLST.....	300
MHPDSLFL2.....	429	MMLSLBS.....	267	MTHAMFU.....	161
MHRCFID2.....	431	MMLSOZS.....	267	MTHAMP.....	158
MHRCMIT2.....	431	MMLSPCAT.....	268	MTHANEDL.....	159
MHRCOST2.....	431	MMLSPCTB.....	267	MTHAREC.....	159
MHRENUF2.....	431	MMLSUNIT.....	266	MTHAYFU.....	160
MHRFOUT2.....	432	MMT30FRQ.....	271	MTHAYTOT.....	161
MHRHAND2.....	432	MMTCLOSE.....	274	MTHDEAL2.....	340
MHRJOBS2.....	431	MMTGIVE.....	275	MTHDEALR.....	322
MHRNBRS2.....	431	MMTJNTLS.....	271	MTHEVCK.....	159
MHRNCOV2.....	431	MMTJNTNM.....	271	MTHFFBOT.....	323
MHRNOHP2.....	432	MMTJWRCB.....	271	MTHFFBY2.....	348
MHRNOND2.....	431	MMTJWRTH.....	272	MTHFFDL2.....	349
MHRSOH2.....	432	MMTKEEP.....	274	MTHFFDLR.....	324
MHRTIME2.....	432	MMTLGMS.....	272	MTHFFFLAS.....	325
MHRTRAN2.....	432	MMTLOZS.....	272	MTHFFLSP.....	325
MHRWHER2.....	431	MMTLUNIT.....	272	MTHFFNET.....	324
MHSUIPLN.....	464	MMTLWRCB.....	273	MTHFFNT2.....	349
MHSUITHK.....	464	MMTLWRTH.....	273	MTHFFOSP.....	324
MHSUITRY.....	465	MMTPLACE.....	274	MTHFFOT2.....	349
MHSUTK_U.....	464	MMTPLOS2.....	274	MTHFFOTH.....	324
MI_CAT_U.....	467	MMTRADE.....	270	MTHFFRE2.....	348
MILSTAT.....	592	MMTRD30D.....	270	MTHFFREE.....	323
MILTOWN.....	77	MMTRDREC.....	271	MTHFFTAK.....	324
MILTOWN2.....	145	MMTRDWHO.....	273	MTHFFTK2.....	348
MJAFU.....	149	MMTSELL.....	274	MTHFFLAG.....	137
MJAGE.....	26	MORPHIN2.....	142	MTHFRBUY.....	322
MJDAY30A.....	28	MORPHINE.....	61	MTHFRBY2.....	340
MJEVER.....	26	MOVESPY2.....	597	MTHFRFE2.....	339
MJFQFLG.....	27	MOVYRFLG.....	597	MTHFRFRE.....	322
MJMFU.....	26	MR30EST.....	29	MTHFRTK2.....	340
MJOFLAG.....	139	MRBSTWAY.....	27	MTHFRTKE.....	322
MJOMON2.....	139	MRDAYPMO.....	28	MTHGTLA2.....	325
MJOYR2.....	139	MRDAYPWK.....	28	MTHGTOS2.....	325
MJPBTFRM.....	278	MRDAYPYR.....	28	MTHINET.....	323
MJPBTPL2.....	278	MRJAGLST.....	280	MTHINET2.....	340
MJPBTPL3.....	279	MRJCUTDN.....	201	MTHLTSC4.....	334
MJPFREGT.....	279	MRJCUTEV.....	201	MTHMON.....	137
MJPFRL2.....	279	MRJEMCTD.....	201	MTHNCFLG.....	299
MJPGOT.....	278	MRJEMOPB.....	201	MTHNEEDL.....	158
MJPRIOR.....	332	MRJFLAG.....	133	MTHNORSN.....	159
MJPRIYR.....	332	MRJFCTD.....	203	MTHNOSP.....	160
MJPRNOYR.....	332	MRJFMFPB.....	203	MTHOTH2.....	323
MJREC.....	27	MRJGTOVR.....	199	MTHOTHW2.....	340
MJYFU.....	26	MRJKPLMT.....	200	MTHOTHWY.....	323
MJYRTOT.....	27	MRJLAWTR.....	203	MTHSRCFR.....	343
MMBATJOB.....	269	MRJLIMIT.....	200	MTHYR.....	137
MMBCLOSE.....	270	MRJLOTTM.....	199	MTHYRTOT.....	94
MMBGIVE.....	270	MRJLSACT.....	202	MTNDLREC.....	158
MMBPLACE.....	269	MRJLSEFX.....	200	MTTOTFG.....	94
MMBPLOS2.....	269	MRJMDAYS.....	133	MUSCRELX.....	145
MMBSELL.....	270	MRJMLU.....	281	MVIN5YR2.....	450
MMBT30DY.....	265	MRJMON.....	130	MXMJPNLT.....	262
MMBTPYR.....	264	MRJNDMOR.....	200	NDEFALC.....	395
MMBTREC1.....	264	MRJPDANG.....	203	NDEFIA.....	395
MMBTREC2.....	264	MRJPHCTD.....	202	NDEFIL.....	395
MMBUYWHO.....	268	MRJPHLPB.....	202	NDLREC06.....	175
MMFCLOSE.....	276	MRJSERP.....	202	NDMRBUSY.....	368
MMFGIVE.....	277	MRJYDAYS.....	149	NDMRFOU.....	368
MMFKEEP.....	277	MRJYLU.....	280	NDMRHNDL.....	367
MMFPLACE.....	276	MRJYR.....	130	NDMRJOB.....	367
MMFPLOS2.....	276	MRJYRBFR.....	280	NDMRLMCV.....	366

INDEX

NDMRNBR.....	367	NOMARR2.....	592	POVERTY2.....	590
NDMRNHCV.....	366	NRCH17_2.....	579	PRALDLY2.....	452
NDMRNHLP.....	368	OBLA.....	86	PRBSOLV2.....	453
NDMRNOND.....	367	OBLA2.....	146	PRBSTWAY.....	70
NDMRNTSP.....	366	OSTNEEDL.....	162	PRCHORE2.....	451
NDMROPEN.....	366	OSTNLREC.....	163	PRDAYPMO.....	71
NDMRREDY.....	366	OTCFLAG.....	172	PRDAYPWK.....	71
NDMRSOR.....	368	OTDGNDLA.....	164	PRDAYPYR.....	70
NDMRYPE.....	366	OTDGNDLB.....	165	PREG.....	406
NDMRWHER.....	367	OTDGNDLA.....	165	PREG2.....	406
NDSSANSP.....	249	OTDGNDLB.....	166	PREGAGE2.....	595
NDSSDNSP.....	249	OTDGNDLA.....	166	PREGANT.....	398
NDTMRALC.....	357	OTDGNDLB.....	166	PREGPGM2.....	454
NDTMRANL.....	358	OTDGNDLA.....	163	PRELUDIN.....	86
NDTMRCOC.....	357	OTHANL.....	143	PRELUDN2.....	147
NDTMREFT.....	365	OTHINS.....	587	PREVIOL2.....	453
NDTMRHAL.....	357	OTHSED.....	148	PRFQFLG.....	70
NDTMRHER.....	357	OTHSTM.....	147	PRGDJOB2.....	451
NDTMRINH.....	357	OTHTRN.....	145	PRLMTTV2.....	451
NDTMRMJ.....	357	OXBSTWAY.....	73	PRMJEV2.....	452
NDTMROTH.....	358	OXDAYPMO.....	74	PRMJMO.....	452
NDTMRSED.....	358	OXDAYPWK.....	74	PROB.....	263
NDTMRSTM.....	358	OXDAYPYR.....	73	PROBATON.....	260
NDTMRTRN.....	358	OXFQFLG.....	73	PROCODNP.....	143
NDTXALCR.....	358	OXTOTFG.....	73	PROPOXY.....	62
NDTXANLR.....	360	OXYAGLST.....	296	PROPOXY2.....	142
NDTXBUSY.....	365	OXYCAGE.....	71	PRPKCIG2.....	452
NDTXCOCR.....	359	OXYCMFU.....	72	PRPROUD2.....	451
NDTXDG1R.....	361	OXYCMLU.....	297	PRTALK3.....	453
NDTXDG2R.....	361	OXYCODP2.....	143	PRTOTFG.....	70
NDTXDG3R.....	362	OXYCONTN.....	61	PRVDRGO2.....	453
NDTXDG4R.....	362	OXYCREC.....	72	PRVHLTIN.....	581
NDTXDG5R.....	362	OXYCYFU.....	72	PRXYDATA.....	611
NDTXEFTR.....	362	OXYCYLU.....	296	PSILCY.....	39
NDTXFOUT.....	365	OXYFLAG.....	136	PSILCY2.....	140
NDTXHALR.....	359	OXYMON.....	136	PSYAGE2.....	138
NDTXHERR.....	359	OXYR.....	136	PSYFLAG2.....	138
NDTXHNDL.....	364	OXYRTOT.....	73	PSYMON2.....	138
NDTXINHR.....	360	PANCRIF.....	408	PSYFU2.....	138
NDTXJOB.....	364	PANCRYR.....	408	PSYR2.....	138
NDTXLMCV.....	363	PARCHKHW.....	450	QUARTER.....	591
NDTXMJR.....	359	PARHLPHW.....	450	QUESTID2.....	3
NDTXMORE.....	356	PARLMTSN.....	451	RDIFCOC.....	185
NDTXNBR.....	364	PAROL.....	263	RDIFCRK.....	185
NDTXNEDR.....	356	PAROLREL.....	260	RDIFHER.....	185
NDTXNHCV.....	362	PCP.....	39	RDIFLSD.....	185
NDTXNHLP.....	365	PCPAGE.....	48	RDIFMJ.....	185
NDTXNOND.....	364	PCPAGLST.....	292	RESIDVST.....	517
NDTXNTSP.....	363	PCPFLAG.....	135	RESTTMA2.....	147
NDTXOPEN.....	363	PCPMFU.....	49	RESTTMAZ.....	96
NDTXREDY.....	363	PCPMLU.....	293	RITMPHE2.....	146
NDTXSEDR.....	361	PCPMON.....	135	RITMPHEN.....	84
NDTXSODR.....	361	PCPREC.....	49	RK5ALDLY.....	181
NDTXSOR.....	365	PCPYFU.....	48	RK5ALWK.....	181
NDTXSTMR.....	360	PCPYLU.....	292	RKCOCOC.....	180
NDTXTRNR.....	360	PCPYR.....	135	RKCOCREG.....	180
NDXTYPE.....	363	PDEN00.....	613	RKDIFCOC.....	181
NDTXWHER.....	364	PERCTYL2.....	141	RKDIFCRK.....	182
NEDCOC.....	175	PERCTYLX.....	59	RKDIFHER.....	182
NEDFLG01.....	175	PEYOTE.....	39	RKDIFLSD.....	181
NEDHER.....	175	PEYOTE2.....	140	RKFQDBLT.....	183
NEDLRECR.....	174	PHENCOD.....	62	RKFQDNGR.....	182
NEDMTH.....	176	PHENCOD2.....	142	RKFQPBLT.....	183
NEDSTM.....	176	PHENOBAR.....	98	RKFQRSKY.....	182
NEMBBAR2.....	147	PHENOBR2.....	148	RKHERREG.....	180
NEMBBARB.....	96	PIPE30DY.....	21	RKLSDREG.....	180
NEWFACE2.....	595	PIPEVER.....	21	RKTRYHER.....	180
NILALMON.....	140	PIPFLAG.....	130	RKTRYLSD.....	179
NITOXID.....	52	PIPMON.....	130	RLGATTD.....	454
NITOXID2.....	141	PLACIDY2.....	148	RLGDSCN.....	454
NMERTMT2.....	398	PLACIDYL.....	98	RLGFRND.....	454
NMHSPTR2.....	432	PLCYCOV.....	607	RLGIMPT.....	454
NMNGTHS2.....	398	PLEGINE.....	86	ROHYPNL2.....	145
NOBOOKY2.....	256	PLEGINE2.....	146	ROHYPNOL.....	77
NODR30A.....	25	PNEULIF.....	408	RSKDIFMJ.....	181
		PNEUYR.....	409		

INDEX

RSKMJOCC.....	179	SEDMFU.....	101	SIMHFITE.....	522
RSKMJREG.....	179	SEDMLU.....	301	SIMHFML2.....	523
RSKPKCIG.....	179	SEDMON.....	138	SIMHFMLY.....	523
RSKSELL.....	182	SEDNDMOR.....	238	SIMHFRD2.....	523
RSNMRJMO.....	188	SEDNEWA.....	99	SIMHFRND.....	523
RSNOMRJ.....	188	SEDNEWB.....	99	SIMHMEN2.....	525
RTDALHAL.....	148	SEDNEWC.....	100	SIMHMEND.....	525
SALVDIV.....	169	SEDNEWD.....	100	SIMHOTH2.....	525
SALVFLGR.....	177	SEDNEWE.....	100	SIMHOTH3.....	525
SALVMONR.....	178	SEDNOLST.....	98	SIMHOTP2.....	524
SALVREC.....	173	SEDOTH2.....	327	SIMHOTPP.....	524
SALVYRR.....	177	SEDOTHW2.....	339	SIMHSCH2.....	524
SANOREX.....	87	SEDOTHWY.....	327	SIMHSCHL.....	524
SANOREX2.....	147	SEDPDANG.....	242	SIMHSUI.....	519
SCHDSICK.....	598	SEDPHCTD.....	241	SIMHSUI2.....	520
SCHDSKIP.....	598	SEDPHLPB.....	241	SINUSLIF.....	409
SCHENRL.....	597	SEDREC.....	101	SINUSYR.....	409
SCHFELT.....	450	SEDRX1D2.....	338	SK65A.....	62
SDNTFTPT.....	598	SEDRX1DR.....	326	SK65A2.....	142
SEDAGE.....	100	SEDRXDRS.....	326	SLPAPLIF.....	409
SEDAGLST.....	301	SEDRXDS2.....	338	SLPAPYR.....	409
SEDCARD.....	96	SEDRXFAK.....	326	SLT30BR2.....	17
SEDCUT1X.....	239	SEDRXFK2.....	338	SLT30FAV.....	17
SEDCUTDN.....	239	SEDSERPB.....	242	SLTMFU.....	16
SEDCUTEV.....	239	SEDSRCFR.....	342	SLTREC.....	16
SEDDAFLG.....	237	SEDSTOL2.....	339	SLTTRY.....	15
SEDDEAL2.....	339	SEDSTOLE.....	326	SLTYFU.....	15
SEDDEALR.....	327	SEDWD1SX.....	240	SMHANGR.....	532
SEDEMCTD.....	241	SEDWDSMT.....	240	SMHANGR2.....	531
SEDEMOPB.....	240	SEDYFU.....	101	SMHBRK.....	531
SEDEVER.....	100	SEDYLU.....	301	SMHBRK2.....	530
SEDF1D2.....	347	SEDYR.....	137	SMHDPR.....	530
SEDF1DR.....	328	SEDYRTOT.....	102	SMHDPR2.....	529
SEDFFAK2.....	347	SEMANGR2.....	539	SMHEAT.....	531
SEDFFAKE.....	328	SEMBRK2.....	539	SMHEAT2.....	531
SEDFFBOT.....	329	SEMDPR2.....	539	SMHFEA.....	530
SEDFFBY2.....	348	SEMEAT2.....	539	SMHFEA2.....	530
SEDFFDL2.....	348	SEMFEA2.....	539	SMHFITE.....	532
SEDFFDLR.....	329	SEMFFITE2.....	539	SMHFITE2.....	532
SEDFFDRS.....	328	SEMFMLY2.....	539	SMHFMLY.....	533
SEDFFDS2.....	347	SEMFRRND2.....	539	SMHFMLY2.....	532
SEDFFLAS.....	330	SEMMEND2.....	540	SMHFRND.....	533
SEDFFLSP.....	330	SEMOTH3.....	540	SMHFRND2.....	533
SEDFFNET.....	329	SEMOTPP2.....	539	SMHMEND.....	535
SEDFFNT2.....	348	SEMSCHL2.....	539	SMHMEND2.....	534
SEDFFOSP.....	329	SEMSUI2.....	538	SMHOTH2.....	535
SEDFFOT2.....	348	SERAX.....	77	SMHOTH3.....	535
SEDFFOTH.....	329	SERAX2.....	145	SMHOTPP.....	534
SEDFFRE2.....	347	SERVICE.....	592	SMHOTPP2.....	533
SEDFFREE.....	328	SEXAGE.....	595	SMHSCHL.....	534
SEDFFST2.....	347	SEXRACE.....	596	SMHSCHL2.....	534
SEDFFSTL.....	328	SHSWANGR.....	536	SMHSUI.....	529
SEDFFTAK.....	329	SHSWBRK.....	536	SMHSUI2.....	529
SEDFFTK2.....	348	SHSWDPR.....	535	SMHVST.....	519
SEDFLAG.....	137	SHSWBAT.....	536	SMHVST2.....	519
SEDFMCTD.....	243	SHSWFEA.....	536	SMIDA2_U.....	468
SEDFMFPB.....	242	SHSWFITE.....	536	SMIPP_U.....	466
SEDFRBUY.....	327	SHSWFMLY.....	536	SMIYR_U.....	466
SEDFRBY2.....	339	SHSWFRND.....	536	SMKFLAG.....	131
SEDFRFE2.....	339	SHSWMEND.....	536	SMKMON.....	131
SEDFRFRE.....	326	SHSWOTH2.....	537	SMKYR.....	131
SEDFRTK2.....	339	SHSWOTPP.....	536	SMMIYR_U.....	467
SEDFRTKE.....	327	SHSWSCHL.....	536	SN30EST.....	12
SEDGTLA2.....	330	SHWSUI.....	535	SNF30BR2.....	12
SEDGTOS2.....	330	SIMHANG2.....	522	SNF30USE.....	12
SEDGTOVR.....	238	SIMHANGR.....	522	SNFAGLST.....	283
SEDINET.....	327	SIMHBRK.....	521	SNFAMJEV.....	435
SEDINET2.....	339	SIMHBRK2.....	521	SNFEVER.....	10
SEDKPLMT.....	238	SIMHDPR.....	520	SNFFLAG.....	132
SEDLAWTR.....	242	SIMHDPR2.....	520	SNFMON.....	132
SEDLIMIT.....	238	SIMHEAT.....	521	SNFREC.....	11
SEDLOTTM.....	237	SIMHEAT2.....	521	SNFYR.....	132
SEDLFACT.....	241	SIMHFEA.....	520	SNMOV5Y2.....	434
SEDLSEFX.....	239	SIMHFEA2.....	521	SNRLDCSN.....	435
SEDLTS2.....	334	SIMHFIT2.....	522	SNRLFRND.....	435

INDEX

SNRLGIMP	435	STMFFBOT	319	STTOTFG	91
SNRLGSVC	435	STMFFBY2	346	SUICPLAN	462
SNUFMFU	11	STMFFDL2	347	SUICTHNK	461
SNUFMLU	284	STMFFDLR	320	SUICTRY	462
SNUFTRY	10	STMFFDRS	319	SUMAGE	138
SNUFYFU	11	STMFFDS2	346	SUMFLAG	138
SNUFYLU	283	STMFFLAS	321	SUMMON	131
SNYATTAK	434	STMFFLSP	322	SUMYFU	138
SNYSELL	434	STMFFNET	320	SUMYR	131
SNYSTOLE	434	STMFFNT2	347	SVBSTWAY	102
SOLVENT	52	STMFFOSP	320	SVDAYPMO	103
SOLVENT2	141	STMFFOT2	347	SVDAYPWK	103
SOMA	77	STMFFOTH	320	SVDAYPYR	102
SOMA2	145	STMFFRE2	346	SVFQFLG	102
SOMHANGR	527	STMFFREE	319	SVTOTFG	102
SOMHBRK	526	STMFFST2	346	TALACEN	62
SOMHDPR	526	STMFFSTL	319	TALACEN2	142
SOMHEAT	527	STMFFTAK	319	TALKPROB	453
SOMHFEA	526	STMFFTK2	346	TALWIN	62
SOMHFITE	527	STMFLAG	136	TALWIN2	143
SOMHFMLY	527	STMFLBLU	234	TALWINNX	63
SOMHFRND	528	STMFMCTD	237	TALWINX2	143
SOMHMEND	528	STMFMFPB	237	TCHGJOB	450
SOMHOTH2	529	STMFRBUY	317	TELNO2	600
SOMHOTPP	528	STMFRBY2	338	TENUATE	87
SOMHSCHL	528	STMFRFE2	337	TENUATE2	147
SOMHSUI	526	STMFRFRE	317	THERVST	517
SPCALNIL	389	STMFRTK2	338	TINNLIF	409
SPCILNAL	390	STMFRTKE	317	TINNYR	410
SPDMON	463	STMGTLA2	321	TOBALCMN	140
SPDYR	464	STMGTOS2	321	TOBFLAG	132
SPECTALC	388	STMGTQVR	232	TOBMON	133
SPECTILL	388	STMINET	318	TOBYR	133
SPILANAL	391	STMINET2	338	TRAMADL2	143
SPILLALC	391	STMKPLMT	232	TRAMADOL	63
SPINVST	518	STMLAWTR	236	TRAMADP	144
SPINVST2	518	STMLIMIT	232	TRANAGE	81
SPOUTVST	518	STMLOTTM	232	TRANAMFU	82
SPPAINT	52	STMLSACT	236	TRANMLU	298
SPPAINT2	141	STMLSEFX	233	TRANREC	82
STADOL	62	STMLTS2	334	TRANXEN2	145
STADOL2	142	STMMON	136	TRANXENE	78
STBSTWAY	92	STMNDMOR	233	TRANYSFU	81
STDAYPMO	92	STMNOLST	87	TRANYLU	297
STDAYPWK	93	STMOTH2	318	TRBSTWAY	83
STDAYPYR	92	STMOTHW2	338	TRDAYPMO	83
STDSLIF	409	STMOTHWY	318	TRDAYPWK	83
STDSYR	409	STMPDANG	236	TRDAYPYR	83
STFQFLG	92	STMPHCTD	235	TRFQFLG	82
STIMAGE	90	STMPHLPB	235	TRIMEST	406
STIMMFU	91	STMRX1D2	337	TRNAGLST	297
STIMMLU	299	STMRX1DR	316	TRNCARD	75
STIMNEWA	88	STMRXDRS	316	TRNCUTDN	228
STIMNEWB	89	STMRXDS2	337	TRNCUTEV	228
STIMNEWC	89	STMRXFAK	317	TRNDEAL2	337
STIMNEWD	89	STMRXFK2	337	TRNDEALR	312
STIMNEWE	90	STMSERP	236	TRNEMCTD	229
STIMREC	91	STMSRCFR	342	TRNEMOPB	229
STIMYFU	90	STMSTOL2	337	TRNEVER	81
STIMYLU	299	STMSTOLE	317	TRNEWA	79
STMAGLST	298	STMWD2SX	234	TRNEWB	80
STMCARD	85	STMWDSMT	234	TRNEWC	80
STMCUT1X	234	STMYDAYS	150	TRNEWD	80
STMCUTDN	233	STMYR	136	TRNEWE	81
STMCUTEV	233	STMYRTOT	91	TRNFF1D2	345
STMDAFLG	231	STNDALC	450	TRNFF1DR	313
STMDEAL2	338	STNDDNK	450	TRNFFAK2	345
STMDEALR	318	STNDSCIG	450	TRNFFAKE	313
STMEMCTD	235	STNDSMJ	450	TRNFFBOT	314
STMEMOPB	235	STNEDL06	174	TRNFFBY2	345
STMEVER	90	STNEEDLR	174	TRNFFDL2	345
STMFF1D2	346	STNLRC06	175	TRNFFDLR	314
STMFF1DR	318	STNLRECR	174	TRNFFDRS	313
STMFFAK2	346	STROKLIF	409	TRNFFDS2	345
STMFFAKE	319	STROKYR	409	TRNFFLAS	316

INDEX

TRNFFLSP.....	316	TXDRONAG.....	379	TXRNOPEN.....	396
TRNFFNET.....	314	TXDRONEV.....	378	TXRNTYPE.....	396
TRNFFNT2.....	346	TXENROLL.....	377	TXRNWHER.....	396
TRNFFOSP.....	315	TXEVER.....	350	TXSHGFLG.....	383
TRNFFOT2.....	346	TXFGADAG.....	382	TXYADAAG.....	381
TRNFFOTH.....	314	TXFGALAG.....	382	TXYADDAG.....	381
TRNFFRE2.....	345	TXFGDGAG.....	382	TXYALAGE.....	380
TRNFFREE.....	313	TXGAPALC.....	395	TXYALDAG.....	380
TRNFFST2.....	345	TXGPILAL.....	395	TXYALDRG.....	380
TRNFFSTL.....	313	TXILALEV.....	384	TXYDRAAG.....	381
TRNFFTAK.....	314	TXILANAL.....	385	TXYDRAGE.....	381
TRNFFTK2.....	345	TXILLALC.....	384	TXYDRALC.....	381
TRNFMCTD.....	231	TXILNOAL.....	384	TXYRADG.....	350
TRNFMFPB.....	231	TXLASREC.....	368	TXYRDCAD.....	353
TRNFRBUY.....	311	TXLTALC2.....	385	TXYRDOC.....	353
TRNFRBY2.....	336	TXLTANL2.....	385	TXYRDXO.....	377
TRNFRFE2.....	336	TXLTCOC2.....	385	TXYRERAD.....	353
TRNFRFRE.....	311	TXLTHAL2.....	385	TXYREVER.....	350
TRNFRTK2.....	337	TXLTHER2.....	385	TXYRHOSP.....	351
TRNFRTKE.....	312	TXLTILL2.....	386	TXYRHPAD.....	351
TRNGTLA2.....	315	TXLTINH2.....	385	TXYRINAD.....	351
TRNGTOS2.....	315	TXLTMJ2.....	385	TXYRJAIL.....	353
TRNGTOVR.....	227	TXLTSED2.....	385	TXYRJLAD.....	354
TRNINET.....	312	TXLTSTM2.....	385	TXYRMHAD.....	352
TRNINET2.....	337	TXLTTN2.....	385	TXYRMHC.....	352
TRNKPLMT.....	227	TXLTVALC.....	369	TXYRNME2.....	356
TRNLAWTR.....	230	TXLTYANL.....	371	TXYROTAD.....	355
TRNLIMIT.....	227	TXLTYCOC.....	370	TXYROTS2.....	355
TRNLOTTM.....	227	TXLTYDU2.....	373	TXYRPOAD.....	352
TRNLSACT.....	230	TXLTYHAL.....	370	TXYRRFIN.....	351
TRNLSEFX.....	228	TXLTYHER.....	370	TXYRRFOP.....	352
TRNLTS2.....	333	TXLTYINH.....	371	TXYRSGAD.....	354
TRNNDMOR.....	228	TXLTYMJ.....	370	TXYRSHG.....	354
TRNOLST.....	78	TXLTYMN2.....	369	TXYRSOP.....	354
TRNOTHS2.....	312	TXLTYOU2.....	372	TXYRTXER.....	353
TRNOTHW2.....	337	TXLTYSED.....	372	TXYRVSER.....	355
TRNOTHWY.....	312	TXLTYSOD.....	372	UADBAR.....	574
TRNPDANG.....	230	TXLTYSTM.....	371	UADBUND.....	576
TRNPHCTD.....	229	TXLTYTRN.....	371	UADBWHO.....	575
TRNPHLPB.....	229	TXNDILAL.....	394	UADCAG.....	576
TRNRX1D2.....	336	TXNEDALC.....	393	UADCAR.....	574
TRNRX1DR.....	310	TXNOSPEC.....	395	UADEVNT.....	574
TRNRXDRS.....	311	TXPCAID2.....	386	UADFRD.....	576
TRNRXDS2.....	336	TXPCARE2.....	386	UADFWHO.....	576
TRNRXFAK.....	311	TXPCORT2.....	386	UADHOME.....	574
TRNRXFK2.....	336	TXPEMPL2.....	386	UADMONY.....	575
TRNSERP.....	230	TXPFMLY2.....	386	UADOTHM.....	574
TRNSRCFR.....	342	TXPINS2.....	386	UADOTSP.....	575
TRNSTOL2.....	336	TXPMILC2.....	386	UADPAID.....	575
TRNSTOLE.....	311	TXPPUBP2.....	386	UADPEOP.....	574
TRNYRTOT.....	82	TXPSAVE2.....	386	UADPLACE.....	575
TRQFLAG.....	136	TXPYCAID.....	374	UADPUBL.....	574
TRQMON.....	136	TXPYCARE.....	373	UADROTH.....	575
TRQYR.....	136	TXPYCORT.....	375	UADSCHL.....	574
TRTOTFG.....	82	TXPYEMPL.....	376	ULCERLIF.....	410
TRYPFLGR.....	178	TXPYFMLY.....	375	ULCERYR.....	410
TRYPMONR.....	178	TXPYFRE.....	377	ULTRAM.....	63
TRYPREC.....	173	TXPYINS.....	373	ULTRAM2.....	143
TRYPMTN.....	168	TXPYMILC.....	375	USALCTST.....	608
TRYPYRR.....	178	TXPYPUBP.....	374	USDRGTST.....	608
TSTHIRE.....	608	TXPYSAVE.....	374	USEACM.....	303
TSTRAND.....	608	TXPYSOS.....	376	USEALCG.....	302
TUBRCLIF.....	410	TXPYSP2.....	376	USEALMJ.....	302
TUBRCYR.....	410	TXRCVNOW.....	356	USEMJCG.....	302
TUINAL.....	98	TXRNBUSY.....	397	USENEXT.....	303
TUINAL2.....	148	TXRNFOUT.....	397	VALMDIA2.....	144
TX12MSHG.....	382	TXRNHNDL.....	397	VALMDIAZ.....	75
TX12SGAD.....	383	TXRNJOB.....	396	VEREP.....	614
TXALCDAG.....	379	TXRNLMCV.....	396	VESTR.....	614
TXALCDEV.....	379	TXRNMBR.....	396	VICOLOR.....	59
TXALNOIL.....	384	TXRNNHCV.....	396	VICOLOR2.....	141
TXALONAG.....	378	TXRNNHLP.....	397	VISTAR.....	78
TXALONEV.....	378	TXRNNDND.....	396	VISTAR2.....	145
TXDRGAAG.....	380	TXRNNSTP.....	396	WHODASC2.....	465
TXDRGAEV.....	379	TXRNNTSP.....	396	WHODASC3.....	465

INDEX

WKDRGED	607	YETCGJOB	437	YOPSSOC	554
WORKBLAH	607	YETLKBGF	445	YOPSWORK	553
WORKDAYS	606	YETLKNON	445	YOPSYCH	555
WORKRAND	609	YETLKOTA	445	YOPSYMD	555
WRKBZCA2	604	YETLKPAR	445	YORELIG	556
WRKBZCY2	606	YETLKSOP	446	YORX12MO	557
WRKEDYR	604	YEVIOPRV	446	YORXHLP	557
WRKHAVJB	602	YEYARGUP	441	YORXNOW	557
WRKHIRE	609	YEYATTAK	442	YOSEEDOC	555
WRKHRSW2	602	YEYFGTGP	441	YOSELL2	451
WRKIDST2	603	YEYFGTSW	441	YOSOCWRK	556
WRKIDSY2	605	YEYHGUN	441	YOSTOLE2	452
WRKJOBS2	604	YEYSELL	442	YOTHMDE	560
WRKLSTY2	605	YEYSTOLE	442	YOTMTHLP	557
WRKOCUP2	603	YFLADLY2	452	YOTMTNOW	557
WRKOCUY2	606	YFLMJMO	452	YOWRAGE	544
WRKSLFEM	604	YFLPKCG2	452	YOWRCHR	543
WRKUNEMP	604	YFLTMRJ2	452	YOWRCONC	548
WRKUNWKS	605	YFOST	513	YOWRDBTR	549
WSPDSC2	465	YHBCHMDE	560	YOWRDCSN	548
XNAXATV2	144	YHLTMDDE	560	YOWRDEPR	544
XNAXATVN	75	YHOME	513	YOWRDIET	546
YALTMDE	561	YHOSP	513	YOWRDISC	544
YCLIN	513	YJAIL	514	YOWRDLT	549
YCOUNMDE	560	YMDEADA	559	YOWRDEST	543
YDAYTRT	513	YMDEHARX	561	YOWRELES	545
YDOCMDE	559	YMDEHPO	561	YOWREMOR	545
YEATNDYR	436	YMDEHPRX	561	YOWRENRG	547
YECOMACT	447	YMDEIMDA	561	YOWRGAIN	545
YEDECLAS	448	YMDLTT	558	YOWRGNL2	546
YEDERGLR	448	YMDERXO2	561	YOWRGROW	546
YEDESPCL	448	YMDETXR	559	YOWRHRS	542
YEDGPRGP	446	YMDEYR	559	YOWRIMP	543
YEFIACT	447	YNURSMDE	560	YOWRJINO	548
YEFALDLY	445	YO_MDEA1	550	YOWRJITT	548
YEFMJEV	444	YO_MDEA2	550	YOWRLOSE	546
YEFMJMO	444	YO_MDEA3	550	YOWRLSIN	545
YEFPKCIG	444	YO_MDEA4	550	YOWRLSL2	547
YEGALDLY	444	YO_MDEA5	550	YOWRNSGD	549
YEGMJEV	443	YO_MDEA6	551	YOWRPLSR	545
YEGMJMO	444	YO_MDEA7	551	YOWRPREG	546
YEGPKCIG	443	YO_MDEA8	551	YOWRPROB	544
YEHMSLYR	436	YO_MDEA9	551	YOWRSATP	550
YELSTGRD	438	YOATTAK2	452	YOWRSLEP	547
YEMOV5Y2	436	YOCOUNS	556	YOWRSLNO	548
YEOTHACT	448	YODPDISC	541	YOWRSLOW	547
YEPALDLY	443	YODPLSIN	542	YOWRSMOR	547
YEPCHKHW	439	YODPPROB	543	YOWRSPLN	550
YEPCHORE	439	YODPR2WK	542	YOWRSTHK	549
YEPGDJOB	440	YODPREV	541	YOWRTHOT	548
YEPHLPHW	439	YODSCEV	541	YOWRWRTH	549
YEPLMTSN	440	YODSLSIN	542	YPED	513
YEPLMTTV	440	YODSMMDE	551	YPSY1MDE	559
YEPMJEV	443	YOFAMDOC	555	YPSY2MDE	559
YEPMJMO	443	YOFIGHT2	451	YRANXD	402
YEPKPCIG	442	YOGRPFT2	451	YRASMA	402
YEPPROUD	440	YOHERBAL	556	YRBRONC	402
YEPBBSLV	446	YOHGUN2	451	YRCIRR	402
YEPRGST	447	YOLOSEV	541	YRDEPRS	403
YEPRTDNG	446	YOLSI2WK	542	YRDIAB	403
YEPVNTYR	448	YOMDMDE	559	YRELMDE	560
YERLDCSN	449	YOMHMDE	560	YRESID	513
YERLFRND	449	YONURSE	556	YRHARTD	403
YERLGIMP	449	YOOTHDOD	555	YRHBP	403
YERLGSVC	449	YOOTHHLP	556	YRHEPAT	403
YESCHACT	447	YOOTHMHP	556	YRHIV	403
YESCHFLT	436	YOPB2WK	552	YRLUNCA	404
YESCHIMP	437	YOPBAGE	552	YRNONE	405
YESCHINT	437	YOPBDLYA	552	YRPANCR	404
YESCHWRK	437	YOPBINTF	551	YRPNEU	404
YESLFHLP	447	YOPBNUM	552	YRSINUS	404
YESTSALC	438	YOPBRMBR	552	YRSLPAP	404
YESTSCIG	438	YOPSDAYS	554	YRSTDS	404
YESTSDNK	439	YOPSHMGT	553	YRSTROK	405
YESTSMJ	438	YOPSRELS	554	YRTINN	405

INDEX

YRTUBRC.....	405	YUIHFITE.....	505
YRULCER.....	405	YUIHFMLY.....	506
YRXMDEYR.....	559	YUIHFRND.....	506
YSDSHOME.....	561	YUIHOTPP.....	506
YSDSOVRL.....	562	YUIHSCHL.....	506
YSDSREL.....	562	YUIHSOR.....	506
YSDSSOC.....	562	YUIHSUIC.....	504
YSDSWRK.....	561	YUIHTPN2.....	504
YSHSW.....	514	YUIHTPYR.....	504
YSOCMDE.....	560	YUJVDTN2.....	512
YSPEC.....	514	YUJVDTON.....	511
YTHACT2.....	454	YUJVDTYR.....	512
YTHER.....	513	YUMHANGR.....	501
YTXMDEYR.....	559	YUMHBKRU.....	500
YUDYANGR.....	498	YUMHCRN2.....	500
YUDYBKRU.....	498	YUMHCRYR.....	499
YUDYDEPR.....	498	YUMHDEPR.....	500
YUDYEATP.....	498	YUMHEATP.....	500
YUDYFEAR.....	498	YUMHFEAR.....	500
YUDYFITE.....	499	YUMHFITE.....	501
YUDYFMLY.....	499	YUMHFMLY.....	501
YUDYFRND.....	499	YUMHFRND.....	501
YUDYOTPP.....	499	YUMHOTPP.....	501
YUDYSCHL.....	499	YUMHSCHL.....	501
YUDYSOR.....	499	YUMHSOR.....	501
YUDYSUIC.....	498	YUMHSUIC.....	500
YUDYTXN2.....	497	YURSANGR.....	494
YUDYTXYR.....	497	YURSBKRU.....	494
YUFCANGR.....	496	YURSDEPR.....	493
YUFCARN2.....	495	YURSEATP.....	494
YUFCARYR.....	495	YURSFEAR.....	494
YUFCBKRU.....	496	YURSFITE.....	494
YUFCDEPR.....	496	YURSFMLY.....	494
YUFCDEATP.....	496	YURSEFRND.....	494
YUFCFEAR.....	496	YURSIDN2.....	493
YUFCFITE.....	496	YURSIDYR.....	493
YUFCFMLY.....	496	YURSOTPP.....	495
YUFCFRND.....	497	YURSSCHL.....	495
YUFCOTPP.....	497	YURSSOR.....	495
YUFCSCHL.....	497	YURSSUIC.....	493
YUFCSOR.....	497	YUSCEMYR.....	511
YUFCSUIC.....	495	YUSCPGYR.....	511
YUFDANGR.....	508	YUSWANGR.....	510
YUFDDBKRU.....	507	YUSWBKRU.....	509
YUFDDEPR.....	507	YUSWDEPR.....	509
YUFDDEATP.....	507	YUSWEATP.....	510
YUFDFEAR.....	507	YUSWFEAR.....	509
YUFDFITE.....	508	YUSWFITE.....	510
YUFDFMLY.....	508	YUSWFMLY.....	510
YUFDFRND.....	508	YUSWFRND.....	510
YUFDOCN2.....	507	YUSWOTPP.....	510
YUFDOCYR.....	506	YUSWSCHL.....	511
YUFDOTPP.....	508	YUSWSCYR.....	509
YUFDSCHL.....	508	YUSWSOR.....	511
YUFDSOR.....	508	YUSWSUIC.....	509
YUFDSUIC.....	507	YUTPANGR.....	503
YUHOANGR.....	492	YUTPBKRU.....	503
YUHOBKRU.....	492	YUTPDEPR.....	502
YUHODEPR.....	491	YUTPEATP.....	503
YUHOEATP.....	492	YUTPFEAR.....	502
YUHOFEAR.....	491	YUTPFITE.....	503
YUHOFFITE.....	492	YUTPFMLY.....	503
YUHOFMLY.....	492	YUTPFRND.....	503
YUHOFRND.....	492	YUTPOTPP.....	504
YUHOOTPP.....	492	YUTPSCHL.....	504
YUHOSCHL.....	493	YUTPSOR.....	504
YUHOSOR.....	493	YUTPSTN2.....	502
YUHOSPN2.....	491	YUTPSTYR.....	502
YUHOSPYR.....	491	YUTPSUIC.....	502
YUHOSUIC.....	491		
YUIHANGR.....	505		
YUIHBKRU.....	505		
YUIHDEPR.....	505		
YUIHEATP.....	505		
YUIHFEAR.....	505		

INDEX

APPENDIX A

Drug Codes for Open-Ended Questions

APPENDIX A

Drug Codes for Open-Ended Questions (2012 CAI NSDUH)

Numerical Listing

NOTE: Due to changes in the survey instrument in 1999,
codes for some drugs may differ from those used in prior survey years.

Code	Definition
101	Butisol
102	Buticaps
103	Amytal
104	Mebaral
105	Placidyl, Ethchlorvynol
106	Doriden
107	Noludar
108	Nembutal
109	Seconal
110	Tuinal
111	Dalmane, Flurazepam
112	Restoril, Temazepam
113	Halcion, Triazolam
114	Amobarbital
115	Phenobarbital
116	Methaqualone, Sopor, Quaalude [see also 138]
117	Chloral hydrate, Noctec
118	Pentobarbital, Pentothal, Sodium pentothal, Thiopental
119	Secobarbital
120	Downers; OTHER Sedative, NOT OTHERWISE SPECIFIED
121	USED SEDATIVE, DON'T KNOW NAME
122	Over-the-counter sleep aid; not specified <OTC>
123	Unisom <OTC>
124	Yellow jackets
126	Sominex <OTC>
127	Nytol <OTC>
128	Nervine <OTC>
129	Reds
130	Phenergan, Promethazine
131	Haldol, Haloperidol
132	Sleepettes <OTC>
136	Dimetapp <OTC>
137	7-14
138	Mandrax, Mandrix [see also 116]
139	Black widows
140	Seldane

Code	Definition
141	Dilantin
142	Belladona
145	Red devil(s)
146	Bentyl, Dicyclomine
148	Actifed <OTC>
152	Eskabarb
153	Luminal
154	Alurate
156	Sodium barbital
157	Barbiturates
159	Octanox
163	Blue meanies
164	Yellow zombies
171	NyQuil <OTC>
172	Dream Ease <OTC>
173	Wafers
174	Ambien, Stilnox, Zolpidem
176	Melatonin <OTC>
177	Bean
178	Quetiapine, Seroquel
179	Water tee [sic]
180	Tylenol P.M. <OTC>
181	Excedrin P.M. <OTC>
182	Melzone
183	Mysoline
184	Red and blues
186	Butalbital
187	Belladona plant/flower/root, deadly nightshade
188	Estazolam, Prosom
189	Sonata, Zaleplon
190	Dormin <OTC>
191	Blues
192	Promazine
193	Meclizine
194	Quiet World <OTC>
195	Lotusate, Talbutal
196	Simply Sleep <OTC>
197	Topamax, Topiramate
198	Seducaps
199	Ansiovit <OTC>

Code	Definition
201	Valium, Diazepam
202	Librium, Chlordiazepoxide HCl
203	Limbitrol [see also 276]
204	Menrium
205	Serax, Oxazepam
206	Tranxene, Clorazepate, Tranxilium
207	Ativan, Lorazepam, Orfidal
208	Centrax
209	Xanax, Alprazolam, Tafil, Xanax bars
210	Paxipam
211	BuSpar, Buspirone
212	Miltown
213	Equanil
214	Deprol
215	Vistaril
216	Atarax, Hydroxyzine
217	Durrax
219	SK-Lygen
220	Meproamate
221	OTHER Tranquilizer, NOT OTHERWISE SPECIFIED
222	USED TRANQUILIZER, DON'T KNOW NAME
223	Carbacot, Marbaxin, Methocarbamol, Robaxin
224	Triavil
225	Desyrel, Trazodone hydrochloride
226	Stelazine, Trifluoperazine HCl
227	Thorazine
228	Amitriptyline, Elavil
229	Librax
230	Compazine, Prochlorperazine
232	Mellaril
233	Trilafon, Perphenazine
234	Flexeril, Cyclobenzaprine
235	Imipramine
237	Dormicum, Hypnovel, Midazolam, Versed
240	Lithium carbonate, Lithonate
241	Prozac, Fluoxetine
242	Equagesic
243	Etrafon
245	Tryptophan
246	Klonopin, Clonazepam, Diocam, Rivotril
247	Adapin, Doxepin, Sinequan
249	Asendin
250	Aventyl, Nortab, Nortriptyline, Pamelor
252	Strawberry whip cream
257	Zestril
259	Desipramine, Norpramin

Code	Definition
260	PCB
262	Prolixin
263	Vivactil
266	Verstran
267	Marezine
268	Rohypnol, Flunitrazepam, roche, roofies
270	Torzien
271	Sertraline hydrochloride, Zoloft
275	Loxitane
276	Limbitrol DS [see also 203]
278	Benzodiazepines
280	Ketaset
281	Blue ringer
282	Clozapine, Clozaril
283	Paroxetine, Paxil
284	Tofranil
285	Risperdal, Risperdol, Risperidone
288	Baclofen
289	Olanzapine, Zyprexa
290	Skelaxin
290	Metaxalone
291	Celexa, Citalopram
292	Serzone
293	Anafranil, Clomipramine
294	Fluvoxamine, Luvox
295	Mirtazapine, Remeron
296	Novoxapam
297	Cafia
298	Acepromazine, PromAce
299	Code no longer used
301	Dexedrine
302	Dexamyl
303	Eskatrol
304	Benzedrine
305	Biphetamine
306	Desoxyn
307	Tenuate, Diethylpropion
308	Tepanil
309	Benzphetamine, Didrex
310	Plegine
311	Preludin
312	Ionamin
313	Axion, Adipex-P, Fastin, Phentermine
314	Pondimin, Fenfluramine
315	Voranyl
316	Sanorex
317	Mazanor
318	Ritalin, Methylphenidate
319	Cylert
320	Dextroamphetamine

Code	Definition
321	Methedrine
322	Methamphetamine ("ice" or "crank"), Meth [see also 3126]
323	Obedrin-L.A.
324	Uppers; OTHER Stimulant, NOT OTHERWISE SPECIFIED
325	USED STIMULANT, DON'T KNOW NAME
326	White cross
327	Black beauties, black beauty
328	Pink hearts
329	Bird's eggs, robin's eggs, speckled eggs
330	Blue birds, blue jays, blue robins, speckled bird
331	Blancs, whites
332	Ephedrine
333	357 Magnum, Magnum 44 <OTC>
334	Crossroads, cross tops
335	Dexatrim <OTC> [see also 347, 378]
336	Diet pills
337	White molly
339	Amphetamines
341	Pink roses
342	Purple hearts
343	Nitroglycerine
344	Bennies
345	Black molly
346	Marax
347	Phenylpropanolamine <OTC> [see also 335, 378]
348	Crystal
349	Bontril, Melfiat, Phendimetrazine
351	Cathinone, cat, khat, q'at
352	Lemons
353	No-Doz <OTC>
354	Vivarin <OTC>
355	Crystal meth
356	Dexies
357	Heart-shaped black pills
358	20/20
359	Criss cross
360	Rainbow speed
363	Bam(s)
364	Pseudoephedrine <OTC>
366	Duromine
368	Peanut butter crank
369	Artane [see also 8329]
371	Cogentin
374	Christmas tree(s)
376	TAC
377	Albuterol, Pro-Air, Proventil, Ventolin
378	Control <OTC> [see also 335, 347]

Code	Definition
379	Hearts
380	Pink ladies
381	P.O.T.C.
382	Footballs, pink footballs, purple footballs
383	Pre-Sate
384	Little crosses
385	Little pink ones
386	Herbal ecstasy
388	Pink lemon
390	Max Alert
393	OP 33
394	Debs
395	Black cats
396	Black RJs, RJ8
397	F-40
398	Pink crosses
401	Darvon
402	Dolene
403	SK-65
404	Wygesic
405	Levo-Dromoran
406	Percodan, Roxiprin
407	Demerol, Meperidine
408	Dilaudid, Hydromorphone
409	Tylenol with Codeine, Tylenol 3, Tylenol 4
410	Phenaphen with Codeine, Phenaphen 3
411	Talwin
412	Talwin NX
413	Talacen
414	Propoxyphene
415	Codeine
416	Anileridine
417	Morphine, Roxanol
418	Methadone, Dolophine
419	Stadol, Stadol NS
420	OTHER Analgesic, NOT OTHERWISE SPECIFIED
421	USED ANALGESIC, DON'T KNOW NAME
422	Motrin
423	Percocet
424	Fioricet
425	Advil <OTC>
426	Fiorinal
427	Darvocet, Darvocet-N
429	Frost 222
430	Aspirin, Ecotrin, Empirin <OTC>
431	Tylox
432	Rufen

Code	Definition
433	Paregoric
434	Vicodin, Lortab, Lorcet, Anexsia, Co-Gesic, Lorcet-HD, Lorcet Plus, Maxidone, Norco, Zydone
435	Tylenol, Tylenol Extra-Strength <OTC>
436	Bufferin <OTC>
438	Anaprox, Naprosyn, Naproxen, Naxen
439	222, Canadian 222
442	Ibuprofen
443	Diflunisal, Dolobid
444	Aspirin with Codeine, Empirin 3, Empirin 4
445	Dolex, Norgesic Forte
447	Synalgos, Synalgos DC
450	Acetaminophen, including non-Tylenol brands <OTC>
453	Organidin with Codeine
454	Novocain, Procaine
455	Fiorinal with Codeine
457	T's and blues, tee's and b's, tops and bottoms
458	Finalin, Mepergan, Mepergan Fortis, Meprozone
462	Norflex
465	Actiq, Fentanyl, Duragesic, Sublimaze
466	Midol <OTC>
467	Tolectin
468	Excedrin <OTC>
469	Leritine
470	Cafergot
471	Butazolidin
472	Indocin, Indomethacin
473	Pyridium
476	Duradrin, Isocom, Midrin
477	Melumbrina, Neo-Melumbrina
478	Nogirtronia
480	Robitussin AC with Codeine
481	Acular, Dolac, Ketorolac tromethamine, Torradlo
487	Ariel
490	Nalbuphine, Nubain
491	PDR
495	Red cross
496	Ultram
498	Mefenamic acid, Ponstan, Ponstel
499	Aleve <OTC>
501	Gasoline or lighter fluids
502	Spray paints
503	Other aerosol sprays
504	Shoeshine liquid, glue, or toluene; Super Glue; rubber cement; airplane or model glue; chemical glue

Code	Definition
505	Lacquer thinner or other paint solvents
506	Amyl nitrite, "poppers," locker room odorizer, "rush," isobutyl nitrate, bolt
507	Halothane, ether, or other anesthetics; chloroform
508	Nitrous oxide, "whippets," dentist gas
509	Correction fluids, degreasers, cleaning fluids, Liquid Paper [see also 524], K2r spot remover, Typewash
510	OTHER Inhalant, NOT OTHERWISE SPECIFIED
511	Markers, felt-tip pens, ink pens, Sharpies
512	Incense
516	CHC, chlorofluorocarbon, Freon, refrigerant
517	Toluol
518	Acetone, nail polish remover
519	Helium
520	Old paint, paint
521	Propane [see also 525, 544]
522	Liquid TV (MTV), TV tuner, TV11Y
523	Matches
524	White-Out [see also 509]
525	Butane [see also 521, 544]
526	Nail polish
527	Phenyl nitrate
528	Whipped-cream can
529	Moth balls
531	Candy, powdered candy, sugar
533	Window sealant
534	Deodorant [see also 827]
536	Fire halt
537	Air horn, boat horn, condensed horn
539	ScotchGard
540	PAM
541	Binaca
542	Brasso, lens cleaner, spirits of ammonia
543	Liquid oxygen, oxygen
544	Lighter gases, not specified [see also 521, 525]
545	Car tailpipe exhaust fumes, Carbon monoxide, CO, gasoline motor exhaust fumes
546	Leather protector, suede protector
548	Cologne, isopropanol vapors, rubbing alcohol, perfume
550	Methyl chloride
551	Oven cleaner
553	Pixie sticks
554	Insect killer (e.g., Raid)
555	Chillers
556	Energine

Code	Definition
557	Hagwash [sic], Hogwash
558	Kool Aid
559	LOLOY
560	Dishwashing detergent, laundry detergent, soap
561	Amputee gas cleanser
562	Ban apple gas
563	Acetylene
564	Electric contact cleaner
565	Trichloroethane
566	Smoked tea from Lipton tea bag
567	Pertussin spray
568	Tally
569	Peganento
571	Black jack
572	Etam
573	Furniture polish
574	Tornado
576	C.A.T.
577	Rave runners
580	Medusa
582	WD-40
585	TCL
586	Carbon from empty soft drink bottle
587	Mineral ice
588	Antifreeze
589	Tire shine/tire cleaner
590	Canned air, compressed air
591	Air brush propellant, air brush cartridge
592	Computer air duster, computer cleaner, dust-off, dust X
594	Starting fluid
595	Chlorine
596	Femo clay
597	Trichloronitrate
598	Ethylene dichloride
599	Potpourri
601	LSD ("acid") [see also 618]
602	Peyote
603	Mescaline
604	Psilocybin (mushrooms), sclerotia, shrooms
605	PCP ("angel dust," phencyclidine)
606	"Ecstasy" (MDMA), X-TC, "X"
607	OTHER Hallucinogen, NOT OTHERWISE SPECIFIED
609	Jimson weed
610	Crystal T
611	Greens
612	Happy stick, sherm, sherman, shermstick
613	Duckweed

Code	Definition
614	MDA, Methylenedioxy amphetamine
615	Homemade drugs
616	DET, Dimethyltryptamine, DMT
617	Morning glory seeds, morning glory tendrils, ricea
618	Acid paper, blotter (acid) [see also 601]
619	Tic
620	Blue dragon
621	Red dragon
622	Microdot(s), green microdot, purple microdot
623	Mickey, mickey mouse club, mickey mousers
624	Orange sunshine, sunshine, yellow sunshine
625	Window, window pane, 4-way pane, 4-way
626	Jet fuel
627	Hawaiian wood rose, Hawaiian Woodrose seeds
628	Hawaiian rosebud seed tea
629	Rocket Fuel
630	Black Owsley
631	Purple Owsley
633	Mr. Natural
634	Unicorn
635	Ginseng seeds, ginseng weed
636	DOM, STP
637	Purple haze
639	Nutmeg, Mace
640	Purple pyramid
642	Pink Floyd
643	Mount queen, queen
645	Thai stick
648	Designer drugs
650	Datura stramonium, daytura, thorn apple
651	Mellow Yellow
652	ALD-52
653	Cricket, cricketshit
654	Eve
655	Flying elephant
656	Mars
657	Orange barrel
658	Special K, Ketamine
659	Boat
660	Bufotenin ,Toad, toad licking
662	Kanepolin
663	Animal tranquilizer, horse tranquilizer
664	Purple fingers
665	Paniolis
666	Zonick
668	Yellow tiny pills

Code	Definition
669	Stropharia
670	Monkey dust
672	Suncrush
673	Orange
674	Pee-pope
677	Skunk II
678	Banana peels
679	Hell bells
681	Lovely
682	Kif
683	Yage
686	Spider in my feet
687	Spray
688	AMP
690	RID
691	Maximum impact
693	Lemon drops
695	Angel's trumpet
698	2C-B, Bromo mescaline, Nexus
699	BOHA-49B
701	OTHER Opiates, NOT OTHERWISE SPECIFIED
702	Heroin
703	Opium
704	Dope
705	Speedball (heroin + cocaine)
706	Smack
707	Black tar heroin
709	Poppy
710	Laudanum
711	Shirka
801	OTHER Drugs, NOT OTHERWISE SPECIFIED
802	THC, cannabinol, marinol, tetrahydrocannabinol
803	Marijuana, MarrJane [sic], Mary Jane, MJ, pot, weed, hemp
804	Hashish
805	Cocaine, coca, cocaína, coke, perico, Coca
806	Crack, rock
807	Alcohol, beer, ethanol, EtOH, pink champagne
808	All of the ones I've tried
809	Pills
810	Freebase
812	Cigars
813	Cigarettes, tobacco (type unspecified)
814	Caffeine <OTC>
815	Coffee <OTC>

Code	Definition
816	Smokeless tobacco, snuff, chewing tobacco
817	Hard stuff
818	Nicotine
819	Inderal, Propranolol
820	Penicillin
821	Amoxicillin, Ampicillin, Pentrexyl
822	Rabbit tobacco
824	Steroids
825	Theo-Dur
826	Alupent
827	Aluminum chloride [see also 534]
828	Tetracycline
829	Robitussin DM <OTC>
830	Mad bull
831	Honey oil
832	Primo
833	Bone
834	Loveboat
836	Antabuse
837	Paris 400
840	Over-the-counter cough medicine (contents unspecified) <OTC>
841	Allerest <OTC>, Contac <OTC>
843	Antihistamine, cold medicine, cold tablets <OTC>
844	Blood pressure medication
846	Erythromycin
847	GHB, NSC, gamma hydroxybutyrate
848	Liquid vitamin, vitamin pills <OTC>
849	Monosodium glutamate (MSG) <OTC>
850	Slack
852	Formaldehyde, wak [sic], whack (embalming fluid)
854	Juice
857	Wicki stick
858	Antibiotic
865	Diuretics, water pills
866	Boomers
867	Boron
873	Contraceptives, Ferutal, Mircette, Ortho Novum,
874	Premarin
875	Buds
876	Glass
877	Methazolamide
880	Frios
881	YLOALE
883	Dextromethorphan hydrobromide <OTC>
884	Snow
885	Drixoral <OTC>
886	Spanish fly

Code	Definition
891	Famotidine, Pepcid
892	Carafate, Sucralfate
893	Estrogen
894	Depakene, Depakote, Valproic acid
895	Tagamet, Cimetidine
896	Catapres, Clonidine
897	Synthroid, Levothyroxine
898	Propylene
899	Bromophen
900	Not a drug
900	Non-drug reason given for a drug
1001	Benadryl, Diphenhydramine <OTC>
1002	Dimenhydrinate, Dramamine, sea/motion sickness pill <OTC>
1003	Donnatal
1004	Valerian <OTC>
1005	Imovane, Zopiclone
1006	Oxcarbazepine, Trileptal
1007	Robitussin P.M. <OTC>
1008	Rohr 714, Rorer 714
1009	Mogadon, Nitrazepam
1010	Diprivan, Propofol
1011	Lunesta
1012	Brevital, Methohexital
1013	Ambien CR
1014	Tylenol Flu Nighttime <OTC>
1015	Wild lettuce
1016	Phenazepam
1017	Ramelteon, Rozerem
1018	Advil PM <OTC>
1019	Donormyl <OTC>
1020	Hyoscine, Levo-duboisine, Scopolamine
1021	Seroquel XR
1022	Atropine
1023	Relaxen <OTC>
1024	Homemade sedative
1025	Acetaminophen P.M., including non-Tylenol brands <OTC>
2001	Sanoma, Soma, Carisoprodol
2002	Muscle relaxers
2003	Zanies, zannies, zans, zany bars
2004	Bromazepam, Lexillum, Lexomil, Lexotan, Lexotanol
2005	Insidon, Opipramol
2006	Chlorzoxazone
2007	R2
2008	747
2009	Droperidol, Inapsine
2010	Buscopan, Espacil

Code	Definition
2011	Lexapro
2012	Geodon, Ziprasidone
2013	Hyoscyamine, Levsin
2014	Methoxisal, Robaxisal
2015	Flexodin
2016	Xanax XR
2017	Motival
2018	4 Bar, Quad Bar
2019	Soma Compound
2020	Invega
2022	Tetrazepam
2023	Tandrilax
2024	Muscoril, Myoril, Neoflax, Thiocolchicoside
2025	Clobazam
3001	Brown and clear
3002	Pep ups
3003	Primatene tablets <OTC>
3004	Black Cadillac
3006	Green amps
3007	Nasal inhalant
3008	Miniwhites
3009	Ephedrone, Methcathinone
3010	KOOD12
3011	Escalation
3012	Stud 100, stud the rock
3013	Tweek
3014	Uptime
3015	Fen-Phen (fenfluramine and phentermine)
3017	Dayquil <OTC>
3018	Up-johns
3019	Peppies
3020	White powder
3021	Blue balls
3023	Adderall
3024	Yohimbe
3025	Moles [sic]
3026	Bupropion, Wellbutrin, Zyban
3027	Energy pills
3028	Blackbirds
3029	Soccerballs
3030	Red hearts
3031	Brethine, Bricanyl, Terbutaline
3032	Heads up
3033	Metabolife <OTC>
3034	Speckleberry
3035	Blacks
3036	Ripped fuel <OTC>
3037	Effexor
3038	Obenil
3039	Theophed

Code	Definition
3040	Hyper pills
3041	Desbutal
3042	30-30
3043	Brown bodies
3044	Caffeine pills <OTC>
3045	Stay awakes <OTC>
3047	Sudafed <OTC>
3048	Diet Pep <OTC>
3049	Truck driver's speed
3050	Mini thins
3051	Betel nut, beetlenut
3052	Speed; otherwise unspecified
3053	Maxair, Pirbuterol
3054	Up you(r) gas <OTC>
3055	Clenbuterol
3056	Xenadrine <OTC>
3057	Diet Fuel <OTC>
3058	Metabolift <OTC>
3059	Metabolize and Save <OTC>
3060	Hydroxycut <OTC>
3061	Metab-O-Lite <OTC>
3062	Homemade stimulants
3063	Dymetadrine <OTC>
3064	Ephedra, Ma Huang
3065	MA-300 <OTC>
3066	Alert Blue and Clear <OTC>
3067	Spancap
3068	Mini Two-way Action <OTC>
3069	DextroStat
3070	Synatan
3071	Adipokinetix <OTC>
3072	Purple Blast <OTC>
3073	Over-the-counter diet pill; otherwise unspecified <OTC>
3074	Stay Trim <OTC>
3075	Inibex
3076	Norephedrine <OTC>
3077	Concerta
3078	Blue and clears
3079	Orlistat, Xenical
3080	Meridia, Sibutramine
3081	P2P, Phenyl-2-propanone
3082	Fat burner; not otherwise specified
3083	Redotex
3084	Cartwheels
3085	Thermo Carb <OTC>
3086	Adderall XR
3087	Strattera
3088	Super Stingers <OTC>
3089	Christina, Tina
3090	Modafinil, Provigil
3091	Black bombers
3092	Metadate CD

Code	Definition
3093	Supercaps
3094	Dexmethylphenidate, Focalin
3095	LoCarb Turbo <OTC>
3096	Yaba
3097	Bamadex
3098	Zantrex 3 <OTC>
3099	Asenlix, Clobenzorex
3100	Over-the-counter stimulant; not otherwise specified <OTC>
3101	Dexitac Stay Alert Stimulant. <OTC>
3102	Methylin
3103	RedLine. <OTC>
3104	Slimquick. <OTC>
3105	Affinato
3106	Sedalmerck
3107	Guarana. <OTC>
3108	Wellbutrin XL
3109	Dietrex <OTC>
3110	Dexfenfluramine, Redux
3111	LDX, Lisdexamfetamine dimesylate, Vyvanse
3113	Levophed bitartrate, Norepinephrine
3114	Ritalin LA
3115	Isometheptene
3116	MCAT, Mephedrone
3117	Methedrone
3118	alli weight loss pills <OTC>
3119	MDPV, Methylenedioxypropylvalerone
3120	DetoxaTrim <OTC>
3121	Obitol
3122	Armodafinil, Nuvigil
3123	Adrafinil, Olmifon
3124	Focalin XR
3125	3, 4-Ethylenedioxy-N-methylamphetamine, EDMA, MDMC
3126	Pervitin [see also 322]
3187	Greenies
3188	Anorex, Leptoprin <OTC>
3189	BetaLean <OTC>
3190	Primatene Mist <OTC>
4001	Actron, Ketoprofen, Orudis, Oruvail
4002	Imitrex, Sumatriptan
4005	Etodolac, Lodine
4007	Happy pills
4008	Brown gel pills
4009	Smilies
4011	Atretol, Carbamazepine, Carbatrol, Epitol, Tegretol
4013	Fenoprofen, Nalfon
4014	Akineton, Biperiden
4018	Nuprin <OTC>
4022	Buprenex

Code	Definition
4023	Pamprin <OTC>
4024	Reynol [sic]
4025	Viserol [sic]
4026	Ventrex [sic]
4027	Rorer
4028	Arthrotec
4029	Feldine, Piroxicam
4030	Triple "S"
4031	Cough syrup/medicine with Codeine
4032	Flarex
4033	Vicoprofen
4034	Lilly red
4035	Nabumetone, Relafin
4036	Stagesic
4037	Kadian, MS Contin
4038	Propacet
4039	Daypro, Oxyprozin
4040	Ridaura
4041	Maxalt
4042	M-33
4043	Tramadol
4044	Hydrocodone
4045	Dolgic, Phrenilin Forte, Sedapap
4046	Oxycodone or unspecified oxycodone products
4047	Roxicet
4049	Headache power <OTC>
4050	Percogesic <OTC>
4051	Celebrex
4052	Endocet
4053	Codydramol
4054	Zomax
4055	Vioxx
4056	Cataflam, Diclofenac, Voltaren
4057	Mejoral
4058	Totem poles
4059	Zomig, Zolmitriptan
4060	Ansaid, Flurbiprophen, Majezik
4061	Oramorph SR
4062	Iophen-C Liquid
4063	Naprelan
4064	Epidrin
4065	Roxicodone
4066	Suprax
4067	OxyContin
4068	Roxilox
4069	Benflogin
4070	Flexagen <OTC>
4071	Syncol
4072	Oxycet
4073	Temgesic
4074	Provil <OTC>
4075	Disalcid, Salflex, Salsalate

Code	Definition
4076	Over-the-counter pain reliever; not otherwise specified <OTC>
4077	Tee's
4078	Spasmoproxyn
4079	Anbesol <OTC>
4080	Morphidex
4081	Avamigran
4082	Analgin, Dipyron, Metamizol, Metamizole, Novalgin, Prodolin
4083	Ultracet
4084	Aktren
4085	Advil Migraine <OTC>
4086	Parafon Forte
4087	Torbugesic/Torbutrol (veterinary butorphanol) [see also 419]
4088	Synthetic heroin
4089	Brompton's solution/mixture
4090	Dorixina
4091	K4
4092	Pain reliever lotion, rub; not specified
4093	Tylox, Solpadeine
4094	Tombstones
4095	Dihydrocodeine
4096	Bextra, Valdecobix
4097	Tussionex
4098	Banamine
4099	Anacin <OTC>
4100	Excedrin Migraine <OTC>
4101	Myprodol
4102	Meloxicam, Mobic
4103	Terpin Hydrate with Codeine
4104	Dolo-Neurobion
4105	Hydrocodone with APAP; otherwise unspecified
4106	Atroveran
4107	Panlor
4108	Homemade analgesics
4109	Suboxone
4110	Avinza
4111	Clinoril, Sulinac
4112	Saridone
4113	Cosanyl
4114	Nimesulide
4115	Pantopon
4116	Phenergan with Codeine, promethazine with Codeine
4117	Oxy-IR
4118	Sufenta, Sufentanil
4119	Buprenorphine, Subutex
4120	Numorphan, Opana, Oxymorphone
4121	Dorflex
4122	Combiflam
4123	Dolorex
4124	Relpax

Code	Definition
4125	Hycodan, Hydromet, Tussigon
4126	Panafen Plus
4127	Panadeine
4128	Ibuprofen 200 mg/Children's ibuprofen <OTC>
4129	Naproxen Sodium 220 mg <OTC>
4130	Dalgan, Dezocine
4131	Diconal, Dipipanone
4132	Embeda
4133	Tramadol extended release, otherwise specified
4134	Ultram ER
4135	Arcoxia, Etoricoxib
4136	Sedalmex <OTC>
4137	Nucynta
4138	Sprix
4139	Bute tabs, Phenylbutazone
4140	Opana ER (extended release)
4141	Alfenta, Alfentanil
4142	Remifentanil
5001	Bleach
5003	Methane
5004	Ink print, paper
5005	Cobra rush
5006	Brake fluid
5007	Fly nap
5008	R-R
5011	Ozone
5012	Negros
5013	Lebel 12
5014	Spray O Buzz
5015	MCH
5016	Masking tape, tape adhesive
5017	Oil, lubricant; otherwise unspecified
5018	B-12 (Spanish)
5019	Melted plastic
5020	Wet cement
5021	Octane booster
5022	Carbon dioxide, CO ₂ , CO ₂ tank, cryogenic cleaning spray, dry ice blasting, dry ice hits
5023	Double eagle
5024	Candle, citronella candle
5025	Lime salt
5026	Silly putty
5027	Benzene
5028	Carburetor cleaner, engine cleaner
5029	Floor wax
5030	Polyurethane spray
5031	Naphtha
5032	Nitrogen
5033	Sur-noxem

Code	Definition
5034	Hippie crack
5035	Brake cleaner
5036	Wart remover
5037	Wood filler, wood putty
5038	Tywall
5039	Acetate
5040	Methanol, wood alcohol
5042	Fuels other than gasoline
5043	Carbona
5044	Powdered cleansers; e.g. Ajax, Comet, Boraxo
5045	Cleaner; not otherwise specified
5046	Glass/window cleaner
5047	Tetrafluoroethylene
5048	MEK, Methyl ethyl ketone
5049	Hand sanitizer; contents unspecified
5050	Burned rubber
5051	Hair chemicals
5052	Silly String
5053	Electronics cleaner
5054	Gum freezer, gum remover
5055	PVC
5056	Eucalyptus oil
5057	Argon
5058	Sealers/sealants; type unspecified
5059	Transmission fluid
5060	Crayons
5061	Lip balm, lip gloss
5062	Amazing Elastic Plastic
5063	Drano/drain cleaner; aerosol unspecified
5064	Erasers
5065	Nail polish dryer, quick drying treatment for nails
5066	Simply Green
5067	Wet Ones wipes
5068	Smoke from a fire
5069	Febreze
5070	Silicone
5071	Purell
5072	Air blast
5073	Goof off
5074	Floor wax stripper
5075	Pine-sol
5076	Water/stain repellent; type unspecified
5077	Resistol
5078	Axe body spray
5079	Shellac
5080	Tetrachloroethene
5081	Photographic development fluid
5082	Chalk dust
5083	Ethyl chloride
5084	Dry cleaning fluid/solvent

Code	Definition
5085	Toilet bowl hook-ons
5086	Dry Fab
5087	Tennis balls, ping pong balls
5088	Jungle juice
5089	Tattoo Goo Color Guard Spray
5090	PVC Cleaner
5091	Germ-X
5092	Burning/ignited permanent marker
5093	Goo Gone
5094	Scotch Brite
5095	"The Works" shower cleaner
5096	Hemp rope
5097	Lysol; aerosol unspecified
5098	Axe/Axe deodorant; aerosol unspecified
5099	HydroCide
5100	TCE, Trichlorethylene
5101	Difluoroethane
5102	Xylene; otherwise unspecified
5103	Shoe dye
5104	Shoe cleaner; otherwise unspecified
5105	Sulfur; otherwise unspecified
5106	Carbon tetrachloride
5107	Alcanfor, camphor
5108	Tag body spray
5109	Tinactin antifungal spray
5110	Graffiti eraser
5111	Homemade napalm
5112	Lotion (body, hand); contents unspecified
5113	Disinfectant; contents unspecified
5114	Green gas propellant
5115	Polish; contents unspecified
5116	Vinegar
5117	Turpentine
5118	Spray adhesive
5119	Battery acid
5120	Ignition spray
5121	Tetrafluoroethane
5122	Leather cleaner
5123	Fixative
5124	Bromine
5125	Difluoromethane
5126	Rubber rejuvenator
5127	Airsoft propellant
5169	Baking soda
5170	Baby powder
5171	Mouthwash
5172	Shampoo
5173	Tire inflator/sealer; aerosol unspecified
5174	Belt dressing
5175	Acetylene chloride

Code	Definition
6001	Collapsing little birds
6003	Cocahina
6004	Hallucinogen seeds
6005	Sassafras tea
6006	Super X
6007	Bathtub
6008	8-Ball
6010	Atrepabelladona (flower)
6012	Cloud 9, cloud 13
6013	Lion's tail, wild dagga
6014	Indo
6015	Crysta
6016	Nas
6017	Meesha
6019	Black dust, black duct [sic]
6021	Snake bite kit (anti-venom)
6022	Tequila worm, agave worm
6023	Euphoria
6024	Blue Jesus
6025	Yellow jell
6026	KJ
6027	Judyfly
6028	Laced flower
6029	DXM
6030	Root
6031	Strychnine
6032	TSP
6033	Ramstein
6034	Pigface
6035	Campana (flower)
6036	Coco weed
6037	Fry
6038	Triplets, trips
6039	Blue Hawaii
6040	Dank
6041	Leaky leak
6042	Super K
6043	Diviner's sage, Salvia divinorum
6044	Gel caps, gel tabs
6045	Blackboards
6046	Aquafoot
6047	Water
6048	Dex
6049	Locoseeds, locoweed seeds
6050	High roller
6051	Tryptamine, not otherwise specified
6052	Acrylic resin
6053	Toothpicks
6054	Spiny apples
6055	Liberty caps
6056	Wet
6057	Silk
6058	Purple life

Code	Definition
6059	Satan flower
6060	Ololiuhqui
6061	5-MeO-DMT
6062	Madderwort, wormwood
6063	Foxglove
6064	Marigold buttons
6065	3CPO
6066	Purple rain
6067	Venus
6068	Blue ice
6069	Peach
6070	DTP
6071	Sinicuichi
6072	JUNO
6073	Rolls
6074	LSA
6075	Trinity
6076	Lemon 714
6077	San Pedro
6078	Trumpet flowers/seeds; type unspecified
6079	Sugar cubes
6080	Purple passion
6081	Shabu
6083	CCC, "Triple C," C3 <OTC>
6084	Devil dust
6085	Dips
6086	Flakes
6087	Ibogaine
6088	Brugmansia
6089	Cake
6090	Heaven
6091	Ergot, rye mold
6092	TCP
6093	Mitsubishi
6094	Mushrooms, specifically not psilocybin
6095	Super cool, super kool
6096	Bananadine
6097	Banana slug slime
6098	Dust; not otherwise specified
6099	Kathmandu Temple Kiff
6100	2C-T-7, T7, blue mystic
6101	Alice in Wonderland
6102	Absinthe
6103	Ayahuasca, Yahe
6104	Tish
6105	Alpha-methyltryptamine, AMT, IT-290, 3-IT
6106	Paramethoxyamphetamine, PMA
6107	Ambrosia
6108	Gorilla biscuits
6109	2, 5-Dimethoxyamphetamine, DMA
6110	Mad dog

Code	Definition
6111	Syrian rue
6112	2C-T-2
6113	Candy flip
6114	Molly; not otherwise specified
6115	Foxy
6116	Nepenthes
6117	Dragon (with color; not blue/red)
6118	Adrenochrome
6119	Scoop
6120	Lucky seven
6121	Cactus; specifically not peyote
6122	MMDA
6123	Mighty Quinn
6124	Mormon tea
6125	MDEA
6126	2,5-Dimethoxy-4-iodophenethylamine, 2C-I
6127	Skittles
6128	Henbane
6129	Beaner
6130	5-MeO-DiPT, foxy methoxy
6131	Mandrakes
6132	Amanita mushrooms, fly agaric, Muscimol
6133	Acorus calamus, sweet flag
6134	Anadenanthera colubrina, cohoba, vilca, yopo
6135	5-MeO-AMT
6136	Spook
6137	Harmaline
6138	2,5-Dimethoxy-4-ethyl-phenethylamine, 2C-E
6139	2,5-Dimethoxy-4-chlorophenethylamine, 2C-C
6140	MIPT, N-Methyl-N-isopropyltryptamine
6141	Dipropyltryptamine, DPT
6142	Snake venom
6143	2C-X
6144	Di-isopropyl-tryptamine, DiPT
6145	Scooby snacks
6146	5-MeO; otherwise unspecified
6147	Phenethylamines; otherwise unspecified
6148	Mimosa tree bark
6149	Tiletamine
6150	Mantis root
6151	Matrix
6152	Cigarette dipped in embalming fluid
6153	Asthmador
6154	2,5-Dimethoxy-4-methylphenethylamine, 2C-D
6155	5-MeO-T, 5-Methoxytryptamine

Code	Definition
6156	TMA, Trimethoxyamphetamine
6157	Taters
6158	Mulberry seeds/plant
6159	2,5-Dimethoxy-4-methylthiophenethylamine, 2C-T
6160	Wacky Weed
6161	Thujone
6162	4-MeO-DMT
6163	Devil's trumpet
6164	Tenocyclidine
6165	PMMA, Paramethoxymethamphetamine
6166	BZP, Benzylpiperazine
6167	4-HO-DMT, Psilocin
6168	2,5-Dimethoxy-4-iodoamphetamine, DOI
6169	2,5-Dimethoxy-4-chloroamphetamine, DOC
6170	Moonflower/pod; otherwise unspecified
6171	4-Acetoxy-N,N-dimethyltryptamine, 4-AcO-DMT
6172	2,5-Dimethoxy-4-(2-fluoroethylthio)phenethylamine, 2C-T-21
6173	2,5-dimethoxy-4-bromoamphetamine, Brolamfetamine, DOB
6174	Methylone
6175	4-Hydroxy-N,N-diisopropyltryptamine, 4-HO-DiPT, Iprocin
6176	3C-Bromo-Dragonfly, DOB-Dragonfly
6177	4-Acetoxy-DiPT, 4-Acetoxy-N,N-diisopropyltryptamine
6178	4-Acetoxy-DMT
6179	4-Hydroxy-MIPT, 4-hydroxy-N, N-methyl-isopropyltryptamine
6180	2C-BCB, TCB-2
6181	4-HO-MET, N-Ethyl-4-hydroxy-N-methyltryptamine
6182	4-Propyl-2,5-dimethoxyphenethylamine
6183	5-MeO-DALT, N, N-diallyl-5-methoxytryptamine
6184	Orange peels
6185	25I-NBOMe, BOM-CI, Cimbi-5, NBOMe-2C-I
6186	3-MeO-2-Oxo-PCE, MXE, Methoxetamine
6187	Mugwort
6188	25B-NBOMe, NBOMe-2C-B
6189	25C-NBOMe, NBOMe-2C-C
6190	2, 5-Dimethoxy-4-fluorobenzaldehyde, 2C-F
6191	CI-400, Eticyclidine, PCE
8001	Robitussin elixir

Code	Definition
8002	Zantac
8003	Yesca
8004	Guaifenesin
8005	Imodium AD <OTC>
8006	Laxative <OTC>
8007	Gabapentin, Neurontin
8008	Antidepressant; type unspecified
8009	Allergy pills/antihistamine; type unspecified
8010	Zyrtec, Cetirizine <OTC>
8011	Herb, flower, plant; type unspecified
8012	Coriciden <OTC>
8013	Maalox <OTC>
8014	Throat spray/lozenge; type unspecified <OTC>
8015	Bengay <OTC>
8016	Icy Hot <OTC>
8017	Buscapina
8018	Claritromicina
8019	Azithromycin, Z-pack, Zithromax
8020	Allegra, Altiva
8021	Cipro, Ciprofloxacin, Cliloxam
8022	Creatine <OTC>
8023	Myoflex <OTC>
8024	Asthma inhaler, asthma medication, bronchial dilators
8025	Alavert D, Claritin D, or similar <OTC>
8026	Powder
8027	Alavert, Claritin, Loratadine <OTC>
8028	Bactine <OTC>
8029	Flexall <OTC>
8030	Tums <OTC>
8031	Sugar pills
8032	Prilosec, Mopral
8033	Heart medication; type unspecified
8034	Nutri-calm <OTC>
8035	Prednisone
8036	Norvasc
8037	Thermochrome 5000 <OTC>
8038	Coldact
8039	Kaopectate <OTC>
8040	Trioxsalen
8041	Garlic, garlic oil, garlic tablets <OTC>
8042	Alka Seltzer <OTC>
8043	Accolate
8044	Cephelaxin, Keflex
8045	Gas-X, Mylicon <OTC>
8046	Slim Fast <OTC>
8047	Pepcid AC <OTC>
8048	Theophylline
8049	Sorbitol
8050	Tavist D <OTC>

Code	Definition
8051	Sinex <OTC>
8052	Bactrim, Septra
8053	Dristan <OTC>
8054	Beclovent, Beconase
8055	Flonase
8056	Vicks VapoRub/inhaler <OTC>
8057	Natacyn, Natamycin ophthalmic
8058	Cough medicine/syrup; type unspecified
8059	Peroxyl <OTC>
8060	Blue nitro
8061	Entex LA
8062	Mylanta <OTC>
8063	Heparin
8064	Triaminic <OTC>
8065	Tylenol Cold Medication <OTC>
8066	Viagra
8067	Testosterone
8068	Hemorrhoid cream
8069	Decadron, Dexamethasone
8070	Advil Cold and Sinus <OTC>
8071	Augmentin
8072	Deca-Durabolin, Nandrolone decanoate
8073	Deconamine
8074	Fansidar
8075	Effergin <OTC>
8076	Sanzolol, Stanozolol, Winstrol
8077	Azmacort
8078	Vitamin K
8079	Insulin
8080	Depotrone
8081	Primobolan
8082	Robinul
8083	Testosterone cyprionate
8084	Methadrostenol <OTC>
8085	Anti-psychotics/schizophrenic; type unspecified
8086	Provera
8087	Benzocaine
8088	Dianabol
8089	Sustanol <OTC>
8090	Sustanon, Sostanon
8091	Benzedrex <OTC>
8092	Decaderm
8093	Stacker 2, Stacker 3, <OTC>
8094	Pepto Bismol <OTC>
8095	Over-the-counter asthma pills; not specified <OTC>
8096	Thermicore <OTC>
8097	Tizanidine, Zanaflex
8098	Potassium chloride
8099	Somatech
8100	Kava Kava <OTC>

Code	Definition
8101	Colace <OTC>
8102	Nasacort, Triamcinolone
8103	Testosterona 200, Testosterone 300
8104	Thermadrene <OTC>
8105	Sustiva
8106	Methoxy-7 <OTC>
8107	Diovan, Valsartan
8108	Atenonol
8109	Apple cider and vinegar pills <OTC>
8110	Over-the-counter drug/pills; type unspecified <OTC>
8111	Silver chloride
8112	hCG, Human Chorionic Gonadotropin
8113	Test 250, Test 400 <OTC>
8114	Lidocaine
8115	Vicks 44 <OTC>
8116	Herbal Ease <OTC>
8117	Hydrocortisone
8118	Smoking; not otherwise specified
8119	Regal medicated oil
8120	Difulcan
8121	Invirase
8122	Trenbol
8123	Tylenol Sinus <OTC>
8124	Deca-diabolin
8125	Comtrex <OTC>
8126	Valtrex
8127	Damiana <OTC>
8128	Glucosamine <OTC>
8129	Equipoise, Equipoise
8130	Zantac 75 <OTC>
8131	Acacia Gum, carbisol <OTC>
8132	D-bol, Liquid D-bol
8133	Mega Teen <OTC>
8134	Glucophage, Metformin
8135	Verapamil
8136	Montekulast, Singulair
8137	5-HTP, 5-Hydroxytryptophan <OTC>
8138	Chlorphenamine maleate, Chlorpheniramine maleate, Piriton <OTC>
8139	Chloroquine, Nivaquine
8140	Anamine
8141	Gamma butyrolactone, GBL
8142	Conex Plus
8143	Mycelex
8144	Clarinet, Desloratadine
8145	Cooking extracts (vanilla, lemon, etc.) <OTC>
8146	Tabcin <OTC>
8147	Tylenol Flu <OTC>
8148	Met-Rx <OTC>
8149	Desenfriol <OTC>

Code	Definition
8150	Biolex wound gel <OTC>
8151	Flu shot; otherwise unspecified
8152	Thermogenics; otherwise unspecified <OTC>
8153	Nexium
8154	Beta Blocker; otherwise unspecified
8155	Telithromycin
8156	Flumethasone
8157	Colirio
8158	Lipitor
8159	Loperamide, Virola
8160	Eprosartan, Teveten
8161	Echinacea <OTC>
8162	Prevacid
8163	Ditropan
8164	Testosterone propionate
8165	Anavar
8166	White girl
8167	T3, Tri-iodothyronine
8168	Fluoride
8169	TheraFlu <OTC>
8170	Muscle stimulator spray; contents unspecified
8171	Dietary supplements; otherwise unspecified
8172	Cortisone
8173	Chlorhexidine, Exidine
8174	Betadine, Efodine, Iodine <OTC>
8175	CortiSlim <OTC>
8176	TrimSpa <OTC>
8177	Face/body cleanser; contents unspecified
8178	Norateen
8179	Artemesia
8180	Avonex
8181	Corgard
8182	Clindamycin
8183	St. John's Wort <OTC>
8184	Ondansetron, Periset, Zofran
8185	Pro Plus <OTC>
8186	Lomotil
8187	Xylocaine
8188	Anadrol
8189	Furosemide, Lasix
8190	Benegal
8191	L-Dopa
8192	Delsym, Dextromethorphan polistirex <OTC>
8193	Pertussin <OTC>
8194	Afrin <OTC>
8195	Anti-seizures; type unspecified
8196	Hirudoid
8197	Chronic

Code	Definition
8198	Handle bars
8199	Neurobion
8200	Dan(s), Dan Dan(s); no other information
8201	Watson(s); no other information
8202	Intal
8203	Bar; otherwise unspecified
8204	Phloroglucinol, Spasfon
8205	Tylenol Allergy <OTC>
8206	Delatestryl, Testosterone enanthate
8207	Terpin Hydrate
8208	Romilar, form unspecified
8209	Red Bull Energy Drink <OTC>
8210	Mylan(s); no other information
8211	Precose
8212	Finaplix Gold, Trembolona QV75, Trenbolone
8213	Ranitidine
8214	Robo, Robo tripping
8215	Yager's liniment <OTC>
8216	Red Dawn GHR Release <OTC>
8217	Anti-diarrhea medication; type unspecified
8218	Attention deficit disorder meds; type unspecified [added in 2006; changed to code 8229 beginning in 2007]
8219	A & D ointment <OTC>
8220	Lavender <OTC>
8221	Omnadren
8222	Protein-based weight gain product, type unspecified
8223	Chocolate
8224	Oxytocin, Pitocin, Syntocinon
8225	Cymbalta, Duloxetine
8226	Bitrex
8227	Sativa; otherwise unspecified
8228	Boldo
8229	ADHD/ADD medication; otherwise unspecified
8230	Advair
8231	Tussin medication, no other information
8232	Rat/rodent poison; contents unspecified
8233	Keppra, Levetiracetam
8234	Lamisil
8235	Benzonatate, Tessalon
8236	Lyrica, Pregabalin
8237	Kratom
8238	Decongestant; type unspecified
8239	Drotaverine, Drotin
8240	Lamictal, Lamotrigine
8241	Chemotherapy; drug unspecified
8242	Albucid

Code	Definition
8243	Guaiifenex
8244	Superdrol <OTC>
8245	Human growth hormone (HGH)
8246	Phenoxyl
8247	Abilify, Aripiprazole
8248	Nano Vapor <OTC>
8249	DMG, N,N-Dimethylglycine HCl <OTC>
8250	Boldenone
8251	Orange oil
8252	Humatrope
8253	Pancof
8254	Green hornet
8255	Sulfuride
8256	Phenylephrine <OTC>
8257	Hoodia product/supplement <OTC>
8258	Vivonex <OTC>
8259	Rolaids <OTC>
8260	Dextromine
8261	Chlorophyll <OTC>
8262	Green tea/green tea supplement <OTC>
8263	Stimulin <OTC>
8264	Lipozene <OTC>
8265	Apresoline, Hydralazine
8266	Alka Seltzer Plus <OTC>
8267	Quinine
8268	Protonix
8269	Acai berry supplement (pill, powder, liquid) <OTC>
8270	No-Xplode <OTC>
8271	Catnip
8272	Tri Tren 150, Triple Trenbolone Blend
8273	Goofballs
8274	Terramycin
8275	Obesitol, Safflower oil <OTC>
8276	Bitter grass, Calea zacatechichi, Dream herb
8277	XL-3
8278	Bufotoxin
8279	Coumadin, Warfarin
8280	MucinexDM <OTC>
8281	Antiseptic; contents unspecified
8282	Salt, Sodium chloride
8283	Synthetic cannabinoids (e.g., K2, Spice, JWH-018)
8284	Desvenlafaxine, Prestiq
8285	Mirapex, Pramipexole
8286	Advant, Atacand, Candesartan
8287	CP 55, 940
8288	Azor
8289	Ear drops; contents unspecified
8290	Dependal-M, Furazolidone, Furoxone
8291	Ritz and Ts, Ts and rits, Ts and Rs

Code	Definition
8292	Cigarettes baked/smoked with toothpaste
8293	Lean (Promethazine with codeine mixed with Sprite)
8294	Stevia <OTC>
8295	Tenex
8296	Acetazolamide, Diamox
8297	TussiCaps
8298	Jack3d <OTC>
8299	Broncolin <OTC>
8300	Zylortim <OTC>
8301	Bath salts, otherwise unspecified
8302	Cloud 10 Chill shots <OTC>
8303	Zicam <OTC>
8304	Phenphedrine <OTC>
8305	Anti-anxiety medication; type unspecified
8306	Flu medication; no other information
8307	ExtenZe <OTC>
8308	Devil's club
8309	Mucinex <OTC>
8310	DMAA, Methylhexanamine
8311	Zombie Matter
8312	Intuniv
8313	Medithane
8314	Cloud 10 Ultra
8315	Synthetic cannabis; otherwise unspecified
8316	Piracetam
8317	Namenda
8318	AM-2201
8319	Methotrexate
8320	Abraxane
8321	Botanical Slimming <OTC>
8322	Horny goat weed
8323	Benzathine benzylpenicillin, Penadur
8324	Lamb's ear
8325	Drostanolone propionate, Masteron
8326	Dalay
8327	7H
8328	Metamine
8329	Artane, Parkopan [see also 369]

Alphabetical Listing

NOTE: Due to changes in the NSDUH instrument in 1999,
codes for some drugs may differ from those used in prior survey years.

Definition	Code
10 Ultra, Cloud	8314
10, Chill Shots, Cloud <OTC>	8302
100, Stud	3012
12, Lebel	5013
13, Cloud	6012
150, Tri Tren	8272
2, Stacker <OTC>	8093
2,5-Dimethoxy-4-(2-fluoroethylthio)phenethylamine	6172
2,5-Dimethoxy-4-bromoamphetamine	6173
2,5-Dimethoxy-4-chloroamphetamine	6169
2,5-Dimethoxy-4-chlorophenethylamine	6139
2,5-Dimethoxy-4-ethylphenethylamine	6138
2,5-Dimethoxy-4-fluorobenzaldehyde	6190
2,5-Dimethoxy-4-iodoamphetamine	6168
2,5-Dimethoxy-4-iodophenethylamine	6126
2,5-Dimethoxy-4-methylphenethylamine	6154
2,5-Dimethoxy-4-methylthiophenethylamine	6159
2,5-Dimethoxyamphetamine	6109
20/20	358
200, Testosterona	8103
2201, AM-	8318
222	439
222, Canadian	439
222, Frost	429
250, Test <OTC>	8113
25B-NBOMe	6188
25C-NBOMe	6189
25I-NBOMe	6185
2C-B	698
2C-B, NBOMe-	6188
2C-BCB	6180
2C-C	6139
2C-C, NBOMe-	6189
2C-D	6154
2C-E	6138
2C-F	6190
2C-I	6126
2C-I, NBOMe-	6185
2C-T	6159

Definition	Code
2C-T-2	6112
2C-T-21	6172
2C-T-7	6100
2C-X	6143
3,4-Ethylenedioxy-N-methylamphetamine	3125
300, AM-<OTC>	3065
300, Testosterone	8103
30-30	3042
33, OP	393
357 Magnum <OTC>	333
3C-Bromo-Dragonfly	6176
3CPO	6065
3-IT	6105
3-MeO-2-Oxo-PCE	6186
4 Bar	2018
40, F-	397
400, CI-	6191
400, Paris	837
400, Test <OTC>	8113
44, Magnum <OTC>	333
44, Vicks <OTC>	8115
49B, BOHA-	699
4-Acetoxy-DiPT	6177
4-Acetoxy-DMT	6178
4-Acetoxy-N, N-diisopropyltryptamine	6177
4-Acetoxy-N,N-dimethyltryptamine	6171
4-AcO-DMT	6171
4-HO-DiPT	6175
4-HO-DMT	6167
4-HO-MET	6181
4-Hydroxy-MIPT	6179
4-Hydroxy-N,N-diisopropyltryptamine	6175
4-Hydroxy-N,N-methylisopropyltryptamine	6179
4-MeO-DMT	6162
4-Propyl-2, 5-dimethoxyphenethylamine	6182
4-way	625
4-way pane	625
5, Cimbi-	6185
5000, Thermochrome <OTC>	8037
52, ALD-	652
5-HTP <OTC>	8137
5-Hydroxytryptophan <OTC>	8137
5-MeO; otherwise unspecified	6146

Definition	Code
5-MeO-AMT	6135
5-MeO-DALT	6183
5-MeO-DiPT	6130
5-MeO-DMT	6061
5-MeO-T	6155
5-Methoxytryptamine	6155
7-14	137
714, Lemon	6076
714, Rohr	1008
714, Rorer	1008
747	2008
75, Zantac <OTC>	8130
7H	8327
8-Ball	6008
9, Cloud	6012
A & D ointment <OTC>	8219
Abilify	8247
Abraxane	8320
Absinthe	6102
Acacia Gum	8131
Acai berry supplement (pill, powder, liquid) <OTC>	8269
Accolate	8043
Acepromazine	298
Acetaminophen <OTC>	450
Acetaminophen P.M., incl non-Tylenol brands <OTC>	1025
Acetate	5039
Acetazolamide	8296
Acetone	518
Acetoxy-DiPT, 4-	6177
Acetoxy-N,N-dimethyltryptamine, 4-	6171
Acetylene	563
Acetylene chloride	5175
Acid	601
Acid paper	618
Acid, battery	5119
Acid, Blotter	618
Acid, Mefenamic	498
Acid, Valproic	894
AcO-DMT, 4-	6171
Acorus calamus	6133
Acrylic resin	6052
Actifed <OTC>	148
Action, Mini Two-way <OTC>	3068
Actiq	465
Actron	4001
Acular	481
Acxion	313
AD, Imodium <OTC>	8005
Adapin	247
ADD medication, ADHD/; otherwise unspecified	8229

Definition	Code
Adderall	3023
Adderall XR	3086
ADHD/ADD medication; otherwise unspecified	8229
Adhesive tape	5016
Adhesive, spray	5118
Adipex-P	313
Adipokinetix <OTC>	3071
Adrafinil	3123
Adrenalin	3046
Adrenochrome	6118
Advair	8230
Advant	8286
Advil <OTC>	425
Advil Cold and Sinus <OTC>	8070
Advil Migraine <OTC>	4085
Advil PM <OTC>	1018
Aerosol sprays other than spray paints	503
Affinato	3105
Afrin <OTC>	8194
Agaric, Fly	6132
Agave worm	6022
Aid, Kool	558
Air blast	5072
Air brush cartridge	591
Air brush propellant	591
Air duster, Computer	592
Air horn	537
Air, Canned	590
Air, Compressed	590
Air, Pro-	377
Airplane glue	504
Airsoft propellant	5127
Akineton	4014
Aktren	4084
Alavert <OTC>	8027
Alavert D <OTC>	8025
Albucid	8242
Albuterol	377
Alcanfor	5107
Alcohol	807
Alcohol, Rubbing	548
Alcohol, Wood	5040
ALD-52	652
Alert Blue and Clear <OTC>	3066
Alert Stimulant, Dexitac Stay <OTC>	3101
Alert, Max	390
Aleve <OTC>	499
Alfenta	4141
Alfentanil	4141
Alice in Wonderland	6101
Alka Seltzer <OTC>	8042

Definition	Code
Alka Seltzer Plus <OTC>	8266
All of the ones I've tried	808
Allegra	8020
Allerest <OTC>	841
Allergy pills/antihistamine; type unspecified	8009
Allergy, Tylenol <OTC>	8205
alli weight loss pills <OTC>	3118
Alpha-methyltryptamine	6105
Alprazolam	209
Altiva	8020
Aluminum chloride	827
Alupent	826
Alurate	154
AM-2201	8318
AM-300 <OTC>	3065
Amanita mushrooms	6132
Amazing Elastic Plastic	5062
Ambien	174
Ambien CR	1013
Ambrosia	6107
Amitriptyline	228
Ammonia, Spirits of	542
Amobarbital	114
Amoxicillin	821
AMP	688
Amphetamine, 2,5-Dimethoxy	6109
Amphetamine, 2,5-Dimethoxy-4-chloro	6169
Amphetamine, 2,5-Dimethoxy-4-iodo	6168
Amphetamine, Methylenedioxy	614
Amphetamine, Paramethoxy	6106
Amphetamines	339
Ampicillin	821
Amps, Green	3006
Amputee gas cleanser	561
AMT	6105
AMT, 5-MeO	6135
Amyl nitrite	506
Amytal	103
Anacin <OTC>	4099
Anadenanthera colubrina	6134
Anadrol	8188
Anafranil	293
Analgesics, Homemade	4108
Analgin	4082
Anamine	8140
Anaprox	438
Anavar	8165
Anbesol <OTC>	4079
Anesthetics other than halothane and ether	507
Anexsia	434

Definition	Code
Angel dust	605
Angel's trumpet	695
Anileridine	416
Animal tranquilizer	663
Anorex <OTC>	3188
Ansaid	4060
Ansiovit <OTC>	199
Antabuse	836
Anti-anxiety medication; type unspecified	8305
Antibiotic	858
Antidepressant; type unspecified	8008
Anti-diarrhea medication; type unspecified	8217
Antifreeze	588
Antifungal spray, Tinactin	5109
Antihistamine	843
Antihistamine, Allergy pills/; type unspecified	8009
Antipsychotics/schizophrenic; type unspecified	8085
Anti-seizures; type unspecified	8195
Antiseptic; type unspecified	8281
Anxiety medication, Anti-; type unspecified	8305
Apple cider and vinegar pills <OTC>	8109
Apple gas, Ban	562
Apple, Thorn	650
Apples, Spiny	6054
Apresoline	8265
Aquafoot	6046
Arcoxia	4135
Argon	5057
Ariel	487
Aripiprazole	8247
Armodafinil	3122
Artane [used before 2012]	369
Artane	8329
Artemesia	8179
Arthrotec	4028
Asendin	249
Asenlix	3099
Aspirin <OTC>	430
Aspirin with Codeine	444
Asthma inhaler	8024
Asthma medication	8024
Asthma pills, Over-the-counter; not otherwise specified <OTC>	8095
Asthmador	6153
Atacand	8286
Atarax	216
Atenonol	8108
Ativan	207
Atrepabelladonna (flower)	6010

Definition	Code
Atretol	4011
Atropine	1022
Atroveran	4106
Attention deficit disorder meds; type unspecified [added in 2006; changed to code 8229 beginning in 2007]	8218
Augmentin	8071
Avamigran	4081
Aventyl	250
Avinza	4110
Avonex	8180
Awakes, Stay <OTC>	3045
Axe body spray	5078
Axe/Axe deodorant; aerosol unspecified	5098
Ayahuasca	6103
Azithromycin	8019
Azmacort	8077
Azor	8288
B-12 (Spanish)	5018
Baby powder	5170
Baclofen	288
Bactine <OTC>	8028
Bactrim	8052
Baked/smoked with toothpaste, Cigarettes	8292
Baking soda	5169
Ball, 8-	6008
Balls, Blue	3021
Balls, Moth	529
Balls, Ping pong	5087
Balls, Tennis	5087
Balm, Lip	5061
Bam(s)	363
Bamadex	3097
Ban apple gas	562
Banamine	4098
Banana peels	678
Banana slug slime	6097
Bananadine	6096
Bar, 4	2018
Bar, quad	2018
Bar; otherwise unspecified	8203
Barbital, Sodium	156
Barbiturates	157
Bark, Mimosa tree	6148
Barrel, Orange	657
Bars, Handle	8198
Bars, Xanax	209
Bars, Zany	2003
Bath salts, otherwise unspecified	8301
Bathtub	6007
Battery acid	5119

Definition	Code
Bean	177
Beaner	6129
Beauties, Black	327
Beauty, Black	327
Beclovent	8054
Beconase	8054
Beer	807
Beetlenut	3051
Belladonna	142
Belladonna flower	187
Belladonna plant	187
Belladonna root	187
Bells, Hell	679
Belt dressing	5174
Benadryl	1001
Benegal	8190
Benflogin	4069
Bengay <OTC>	8015
Bennies	344
Bentyl	146
Benzathine benzylpenicillin	8323
Benzedrex <OTC>	8091
Benzedrine	304
Benzene	5027
Benzocaine	8087
Benzodiazepines	278
Benzonatate	8235
Benzphetamine	309
Benzylpenicillin, Benzathine	8323
Benzylpiperazine	6166
Berry supplement (pill, powder, liquid), Acai <OTC>	8269
Beta Blocker; otherwise unspecified	8154
Betadine <OTC>	8174
BetaLean <OTC>	3189
Betel nut	3051
Bextra	4096
Binaca	541
Biolex wound gel <OTC>	8150
Biperiden	4014
Biphphetamine	305
Bird eggs	329
Bird, Speckled	330
Birds, Blue	330
Birds, Collapsing little	6001
Biscuits, Gorilla	6108
Bismol, Pepto <OTC>	8094
Bitartrate, Levophed	3113
Bite kit, Snake	6021
Bitrex	8226
Bitter grass	8276
Black beauties	327
Black beauty	327
Black bombers	3091

Definition	Code
Black Cadillac	3004
Black cats	395
Black duct [sic]	6019
Black dust	6019
Black jack	571
Black molly	345
Black Owsley	630
Black pills, Heart-shaped	357
Black RJs	396
Black tar heroin	707
Black widows	139
Blackbirds	3028
Blackboards	6045
Blacks	3035
Blancs	331
Blast, Air	5072
Blast, Purple <OTC>	3072
Blasting, Dry ice	5022
Bleach	5001
Blend, Triple Trenbolone	8272
Blocker, Beta; otherwise unspecified	8154
Blood pressure medication	844
Blotter (acid)	618
Blue and Clear, Alert <OTC>	3066
Blue and clears	3078
Blue balls	3021
Blue birds	330
Blue dragon	620
Blue Hawaii	6039
Blue ice	6068
Blue jays	330
Blue Jesus	6024
Blue meanies	163
Blue mystic	6100
Blue nitro	8060
Blue ringer	281
Blue robins	330
Blues	191
Blues, Red and	184
Blues, T's and	457
Boat	659
Boat horn	537
Bodies, Brown	3043
Body cleanser, Face/; contents unspecified	8177
Body spray, Axe	5078
Body spray, Tag	5108
BOHA-49B	699
Boldenone	8250
Boldo	8228
Bolt	506
Bombers, Black	3091
BOM-CI	6185
Bone	833

Definition	Code
Bontril	349
Boomers	866
Booster, Octane	5021
Boron	867
Botanical Slimming <OTC>	8321
Bottle, Carbon from empty soft drink	586
Bottoms, Tops and	457
Bowl hook-ons, Toilet	5085
Brake cleaner	5035
Brake fluid	5006
Brasso	542
Brethnine	3031
Brevital	1012
Bricanyl	3031
Brite, Scotch	5094
Brolamfetamine	6173
Bromazepam	2004
Bromine	5124
Bromo mescaline	698
Bromophen	899
Brompton's solution/mixture	4089
Bronchial dilators	8024
Broncolin <OTC>	8299
Brown and clear	3001
Brown bodies	3043
Brown gel pills	4008
Brugmansia	6088
Brush cartridge, Air	591
Brush propellant, Air	591
B's, Tee's and	457
Buds	875
Bufferin <OTC>	436
Bufotenin	660
Bufotoxin	8278
Bull Energy Drink, Red <OTC>	8209
Bull, Mad	830
Buprenex	4022
Buprenorphine	4119
Bupropion	3026
Burned rubber	5050
Burner, Fat; not otherwise specified	3082
Burning/ignited permanent marker	5092
Buscapina	8017
Buscopan	2010
BuSpar	211
Buspirone	211
Butalbital	186
Butane	525
Butazolidin	471
Bute tabs	4139
Buticaps	102
Butisol	101
Butorphanol, Torbugesic/Torbutrol (veterinary)	4087

Definition	Code
Butter crank, Peanut	368
Butyrolactone, Gamma	8141
BZP	6166
Calea zacatechichi	8276
Camphor	5107
Candesartan	8286
Cannabinoids (e.g. K21 Spice, JWH-018), Synthetic	8283
Cannabinol	802
Cannabis, Synthetic; otherwise unspecified	8315
Carbamazepine	4011
Carbatrol	4011
Carbon dioxide	5022
Carbon from empty soft drink bottle	586
Carbon monoxide	545
Carbon tetrachloride	5106
Cartridge, Air brush	591
Cataflam	4056
Catapres	896
Catnip	8271
Cats, Black	395
CCC	6083
CD, Metadate	3092
Celebrex	4051
Celexa	291
Cement, Rubber	504
Cement, Wet	5020
Centrax	208
Cephelaxin	8044
Cetirizine <OTC>	8010
Chalk dust	5082
Champagne, Pink	807
CHC	516
Chemical glue	504
Chemicals, Hair	5051
Chemotherapy; drug unspecified	8241
Chewing tobacco	816
Children's ibuprofen <OTC>	4128
Chill Shots, Cloud 10 <OTC>	8302
Chillers	555
Chloral hydrate	117
Chlordiazepoxide	202
Chlorhexidine	8173
Chloride, Acetylene	5175
Chloride, Aluminum	827
Chloride, Ethyl	5083
Chloride, Methyl	550
Chloride, Potassium	8098
Chloride, Silver	8111
Chloride, Sodium	8282
Chlorine	595

Definition	Code
Chloroamphetamine, 2,5-dimethoxy-4-	6169
Chlorofluorocarbon	516
Chloroform	507
Chlorophenethylamine, 2-5-dimethoxy-4-	6139
Chlorophyll <OTC>	8261
Chloroquine	8139
Chlorphenamine maleate	8138
Chlorpheniramine maleate	8138
Chlorzoxazone	2006
Chocolate	8223
Chorionic Gonadatropin, Human	8112
Christina	3089
Christmas tree(s)	374
Chronic	8197
CI, BOM-	6185
CI-400	6191
Cider and vinegar pills, Apple <OTC>	8109
Cigarette dipped in embalming fluid	6152
Cigarettes baked/smoked with toothpaste	8292
Cigarettes, (type unspecified)	813
Cigars	812
Ciloxan	8021
Cimbi-5	6185
Cimetidine	895
Cipro	8021
Ciprofloxacin	8022
Citalopram	291
Citronella candle	5024
Clarinox	8144
Claritin <OTC>	8027
Claritin D <OTC>	8025
Claritromicina	8018
Clay, Femo	596
Cleaner, "The Works" shower	5095
Cleaner, Brake	5035
Cleaner, Carburetor	5028
Cleaner, Computer	592
Cleaner, Drano/Drain; aerosol unspecified	5063
Cleaner, Electronics	5053
Cleaner, Engine	5028
Cleaner, Glass/window	5046
Cleaner, Leather	5121
Cleaner, Lens	542
Cleaner, not otherwise specified	5045
Cleaner, Oven	551
Cleaner, PVC	5090
Cleaner, Shoe; otherwise unspecified	5104
Cleaner, Tire shine/tire	589

Definition	Code
Cleaning fluid/solvent, Dry	5084
Cleaning fluids	509
Cleaning spray, Cryogenic	5022
Cleanser, Face/body; contents unspecified	8177
Cleansers, Powdered; e.g. Ajax, Comet, Boraxo	5044
Clear, Alert Blue and <OTC>	3066
Clear, Brown and	3001
Clears, Blue and	3078
Clenbuterol	3053
Clindamycin	8182
Clinoril	4111
Clobazam	2025
Clobenzorex	3099
Clomipramine	293
Clonazepam	246
Clonidine	896
Clorazepate	206
Cloud 10 Chill Shots <OTC>	8302
Cloud 10 Ultra	8314
Cloud 13	6012
Cloud 9	6012
Cloves	639
Clozapine	282
Clozaril	282
Club, Devil's	8308
Club, Mickey Mouse	623
CO	545
CO ₂	5022
CO ₂ tank	5022
Cobra rush	5005
Coca	805
Cocahina	6003
Cocaína	805
Cocaine	805
Coco weed	6036
Codeine	415
Codeine, Aspirin with	444
Codeine, Cough syrup/medicine with	4031
Codeine, Fiorinal with	455
Codeine, Organidin with	453
Codeine, Phenaphen with	410
Codeine, Promethazine with	4116
Codeine, Robitussin AC with	480
Codeine, Terpin Hydrate with	4103
Codeine, Tylenol with	409
Codeine mixed with Sprite), Lean (Promethazine with	8293
Codydramol	4053
Coffee <OTC>	815
Cogentin	371
Co-Gesic	434
Cohoba	6134

Definition	Code
Coke	805
Colace <OTC>	8101
Cold and Sinus, Advil <OTC>	8070
Cold Medication, Tylenol <OTC>	8065
Cold medicine <OTC>	843
Cold tablets <OTC>	843
Coldact	8038
Colirio	8157
Collapsing little birds	6001
Cologne	548
Color Guard Spray, Tattoo Goo	5089
Colubrina, Anadenanthera	6134
Combiflam	4122
Compazine	230
Compound, Soma	2019
Compressed air	590
Computer air duster	592
Computer cleaner	592
Comtrex <OTC>	8125
Concerta	3077
Condensed horn	537
Conex Plus	8142
Contact <OTC>	841
Contact cleaner, Electric	564
Contin, MS	4037
Contraceptives	873
Control	378
Cooking extracts (vanilla, lemon, etc.) <OTC>	8145
Cool, Super	6095
Corgard	8181
Coriciden <OTC>	8012
Correction fluids	509
CortiSlim <OTC>	8175
Cortisone	8172
Cosanyl	4113
Cough medicine, over-the-counter (contents unspecified) <OTC>	840
Cough medicine/syrup; type unspecified	8058
Cough syrup/medicine with Codeine	4031
Coumadin	8279
CP 55, 940	8287
CR, Ambien	1013
Crack	806
Crack, Hippie	5034
Crank [see also 3126]	322
Crank, Peanut butter	368
Crayons	5060
Cream, Hemorrhoid	8068
Cream, Strawberry whip	252
Creatine <OTC>	8022
Cricket	653
Cricketshit	653

Definition	Code
Criss Cross	359
Cross tops	334
Cross, Criss	359
Cross, Red	495
Cross, White	326
Crosses, Little	384
Crosses, Pink	398
Crossroads	334
Cryogenic cleaning spray	5022
Crysta	6015
Crystal	348
Crystal meth	355
Crystal T	610
Cubes, Sugar	6079
Cyclobenzaprine	234
Cylert	319
Cymbalta	8225
Cypronate, Testosterone	8083
D, Alavert <OTC>	8025
D, Claritin <OTC>	8025
D, Tavist <OTC>	8050
Dagga, wild	6013
Dalay	8326
Dalgan	4130
Dalmane	111
Damiana <OTC>	8127
Dan Dan(s); no other information	8200
Dan(s)	8200
Darvocet	427
Darvocet-N	427
Darvon	401
Datura stramonium	650
Dawn GHR Release, Red <OTC>	8216
Daypro	4039
Dayquil <OTC>	3017
Daytura	650
D-bol	8132
D-bol, Liquid	8132
DC, Synalgos	447
Deadly nightshade	187
Debs	394
Decaderm	8092
Deca-diabolin	8124
Decadron	8069
Deca-Durabolin	8072
Deconamine	8073
Deconate, Nandralone	8072
Decongestant; type unspecified	8238
Deficit disorder meds, Attention; type unspecified [added in 2006; changed to code 8229 beginning in 2007]	8218

Definition	Code
Degreasers	509
Delatestryl	8206
Delsym <OTC>	8192
Demerol	407
Dentist gas	508
Deodorant	534
Deodorant, Axe/Axe; aerosol unspecified	5098
Depakene	894
Depakote	894
Dependal-M	8290
Depotrone	8080
Deprol	214
Desbutal	3041
Desenfrinol <OTC>	8149
Designer drugs	648
Desipramine	259
Desloratadine	8144
Desoxyn	306
Desvenlafaxine	8284
Desyrel	225
DET	616
Detergent, Dishwashing	560
Detergent, Laundry	560
DetoxaTrim <OTC>	3120
Development fluid, Photographic	5081
Devil dust	6084
Devil(s), Red	145
Devil's club	8308
Devil's trumpet	6163
Dex	6048
Dexamethasone	8069
Dexamyl	302
Dexatrim <OTC>	335
Dexedrine	301
Dexfenfluramine	3110
Dexies	356
Dexitac Stay Alert Stimulant <OTC>	3101
Dexmethylphenidate	3094
Dextroamphetamine	320
Dextromethorphan hydrobromide <OTC>	883
Dextromethorphan polistirex <OTC>	8192
Dextromine	8260
DextroStat	3069
Dezocine	4130
Diamox	8296
Dianabol	8088
Diarrhea medication, Anti; type unspecified	8217
Dichloride, Ethylene	598
Diclofenac	4056
Diconal	4131

Definition	Code
Dicyclomine	146
Didrex	309
Diet Fuel <OTC>	3057
Diet Pep <OTC>	3048
Diet pill, Over-the-counter; not otherwise specified <OTC>	3073
Diet pills	336
Dietary supplements; otherwise unspecified	8171
Diethylpropion	307
Dietrex <OTC>	3109
Diflunisal	443
Difluoroethane	5101
Difluoromethane	5125
Difulcan	8120
Dihydrocodeine	4095
Di-isopropyl-tryptamine	6144
Dilantin	141
Dilators, Bronchial	8024
Dilaudid	408
Dimenhydrinate <OTC>	1002
Dimetapp <OTC>	136
Dimethoxy-4-(2-fluoroethylthio) phenethylamine, 2,5-	6172
Dimethoxy-4-chloroamphetamine, 2,5-	6169
Dimethoxy-4-chlorophenethylamine, 2-5-	6139
Dimethoxy-4-ethyl-phenethylamine, 2-5-	6138
Dimethoxy-4-iodoamphetamine, 2,5-	6168
Dimethoxy-4-methylphenethylamine, 2,5-	6154
Dimethoxy-4-methylthiophenethylamine, 2,5-	6159
Dimethoxyamphetamine, 2,5-	6109
Dimethylglycine HCl, N,N- <OTC>	8249
Dimethyltryptamine	616
Dimethyltryptamine, 4-acetoxy-N,N-	6171
Diocam	246
Diovan	8107
Dioxide, Carbon	5022
Diphenhydramine <OTC>	1001
Dipipanone	4131
Dipped in embalming fluid, Cigarette	6152
Diprivan	1010
Dipropyltryptamine	6141
Dips	6085
DiPT	6144
DiPT, 4-Acetoxy	6177
DiPT, 4-HO	6175
Dipyrrone	4082
Disalcid	4075

Definition	Code
Dishwashing detergent	560
Disinfectant; contents unspecified	5113
Disorder meds, Attention deficit; type unspecified; [added in 2006; changed to code 8229 beginning in 2007]	8218
Ditropan	8163
Diuretics	865
Diviner's sage	6043
Divinorum, Salvia	6043
DMA	6109
DMAA	8310
DMG	8249
DMT	616
DMT, 4-Acetoxy	6178
DMT, 4-AcO-	6171
DMT, 4-HO-	6167
DMT, 4-MeO-	6162
DMT, 5-MeO-	6061
DOB	6173
DOB-Dragonfly	6176
DOC	6169
Dog, Mad	6110
DOI	6168
Dolac	481
Dolene	402
Dolex	445
Dolgic	4045
Dolobid	443
Dolo-Neurobion	4104
Dolophine	418
Dolorex	4123
DOM	636
Donnatal	1003
Donormyl <OTC>	1019
Dopa, L-	8191
Dope	704
Dorflex	4121
Doriden	106
Dorixina	4090
Dormicum	237
Dormin <OTC>	190
Double eagle	5023
Downers	120
Doxepin	247
DPT	6141
Dragon (with color; not blue/red)	6117
Dragon, Blue	620
Dragon, Red	621
Dragonfly, 3C-Bromo-	6176
Dragonfly, DOB-	6176
Drain cleaner, Drano/; aerosol unspecified	5063

Definition	Code
Dramamine <OTC>	1002
Drano/drain cleaner; aerosol unspecified	5063
Dream Ease <OTC>	172
Dream herb	8276
Dressing, Belt	5174
Drink, Red Bull Energy <OTC>	8209
Dristan <OTC>	8053
Driver's speed, Truck	3049
Drixoral <OTC>	885
Droperidol	2009
Drops, Lemon	693
Drostanolone propionate	8325
Drotaverine	8239
Drotin	8239
Drug/pills, Over-the-counter; type unspecified <OTC>	8110
Drugs, Designer	648
Drugs, Homemade	615
Dry cleaning fluid/solvent	5084
Dry ice blasting	5022
Dry ice hits	5022
Dryer, Nail polish	5065
Drying treatment for nails, quick	5065
DTP	6070
Dubosine, Levo-	1020
Duckweed	613
Duct, Black [sic]	6019
Duloxetine	8225
Durabolin, Deca-	8072
Duradin	476
Duragesic	465
Duromine	366
Durrax	217
Dust, Angel	605
Dust, Black	6019
Dust, Chalk	5082
Dust, Devil	6084
Dust, Monkey	670
Dust; not otherwise specified	6098
Duster, Computer air	592
DXM	6029
Dye, Shoe	5103
Dymetadrine <OTC>	3063
Eagle, Double	5023
Ear drops; contents unspecified	8289
Ear, Lamb's	8324
Ease, Dream <OTC>	172
Ease, Herbal <OTC>	8116
Echinacea <OTC>	8161
Ecotrin <OTC>	430
Ecstasy	606
Ecstasy, Herbal	386

Definition	Code
EDMA	3125
Effergin <OTC>	8075
Effexor	3037
Efodine <OTC>	8174
Eggs, Bird	329
Eggs, Robin's	329
Eggs, Speckled	329
Elastic Plastic, Amazing	5062
Electric contact cleaner	564
Electronics cleaner	5053
Elephant, Flying	655
Elixir, Robitussin	8001
Embalming fluid	852
Embalming fluid, Cigarette dipped in	6152
Embeda	4132
Empirin <OTC>	430
Empirin 3	444
Empirin 4	444
Empty soft drink bottle, Carbon from	586
Enanthate, Testosterone	8206
Endocet	4052
Energine	556
Energy Drink, Red Bull <OTC>	8209
Energy pills	3027
Engine cleaner	5028
Entex LA	8061
Ephedra	3064
Ephedrine	332
Ephedrone	3009
Epidrin	4064
Epinephrine	3046
Epitol	4011
Eprosartan	8160
Equagesic	242
Equanil	213
Equipoise	8129
ER (extended release), Opana	4140
ER, Ultram	4134
Eraser, Graffiti	5110
Erasers	5064
Ergot	6091
Erythromycin	846
Escalation	3011
Eskabarb	152
Eskatrol	303
Espacil	2010
Estazolam	188
Estrogen	893
Etam	572
Ethanol	807
Ethchlorvynol	105
Ether	507
Ethyl chloride	5083
Ethyl ketone, Methyl	5048

Definition	Code
Ethylene dichloride	598
Ethyl-phenethylamine, 2-5-dimethoxy-4-	6138
Eticyclidine	6191
Etodolac	4005
EtOH	807
Etoricoxib	4135
Etrafon	243
Eucalyptus oil	5056
Euphoria	6023
Eve	654
Excedrin <OTC>	468
Excedrin Migraine <OTC>	4100
Excedrin P.M. <OTC>	181
Exhaust fumes, Car tailpipe	545
Exhaust fumes, Gasoline motor	545
Exidine	8173
ExtenZe <OTC>	8307
Extracts, Cooking (vanilla, lemon, etc.) <OTC>	8145
Extra-Strength, Tylenol <OTC>	435
F-40	397
Fab, Dry	5086
Face/body cleanser; contents unspecified	8177
Famotidine	891
Fansidar	8074
Fast, Slim <OTC>	8046
Fastin	313
Fat burner; not otherwise specified	3082
Febreze	5069
Feet, Spider in my	686
Feldine	4029
Felt-tip pens	511
Femo clay	596
Fenfluramine	314
Fenfluramine and phentermine, Fen-Phen	3015
Fenpropfen	4013
Fen-Phen (fenfluramine and phentermine)	3015
Fentanyl	465
Ferutal	873
Filler, Wood	5037
Finalin	458
Finaplex Gold	8212
Fingers, Purple	664
Fioricet	424
Fiorinal	426
Fiorinal with Codeine	455
Fire halt	536
Fire, Smoke from a	5068
Fixative	5123

Definition	Code
Flag, Sweet	6133
Flakes	6086
Flarex	4032
Flexagen <OTC>	4070
Flexall <OTC>	8029
Flexeril	234
Flexodin	2015
Flip, Candy	6113
Flonase	8055
Floor wax	5029
Floor wax stripper	5074
Flower, Atrepabelladona	6010
Flower, Belladona	187
Flower, Campana	6035
Flower, Laced	6028
Flower, plant, Herb; type unspecified	8011
Flower, Satan	6059
Flowers/seeds, Trumpet; type unspecified	6078
Floyd, Pink	642
Flu medication; no other information	8306
Flu Nighttime, Tylenol <OTC>	1014
Flu shot; otherwise unspecified	8151
Flu, Tylenol <OTC>	8147
Fluid), Whack (embalming	852
Fluid, Brake	5006
Fluid, Cigarette dipped in embalming	6152
Fluid, Photographic development	5081
Fluid, Starting	594
Fluid, Transmission	5059
Fluid/Solvent, Dry cleaning	5084
Fluids, Cleaning	509
Fluids, Correction	509
Fluids, Lighter	501
Flumethasone	8156
Flunitrazepam	268
Fluoride	8168
Fluoroethylthio) phenethylamine, 2,5-dimethoxy-4-(2-	6172
Fluoxetine	241
Flurazepam	111
Flurbiprophen	4060
Fluvoxamine	294
Fly agaric	6132
Fly, Spanish	886
Flying elephant	655
Flynap	5007
Focalin	3094
Focalin XR	3124
Football, Pink	382
Footballs	382
Footballs, Purple	382
Formaldehyde	852
Forte, Norgesic	445

Definition	Code
Forte, Parafon	4086
Forte, Phrenilin	4045
Fortis, Mepergan	458
Foxglove	6063
Foxy	6115
Foxy methoxy	6130
Freebase	810
Freezer, Gum	5054
Freon	516
Frios	880
Frost 222	429
Fry	6037
Fuel, Diet <OTC>	3057
Fuel, Jet	626
Fuel, Ripped <OTC>	3036
Fuel, Rocket	629
Fuels other than gasoline	5042
Fumes, Car tailpipe exhaust	545
Fumes, Gasoline motor exhaust	545
Furazolidone	8290
Furniture polish	573
Furosemide	8189
Furoxone	8290
Gabapentin	8007
Gain product; Protein-based weight; type unspecified	8222
Gamma butyrolactone	8141
Gamma hydroxybutyrate	847
Garlic <OTC>	8041
Garlic oil <OTC>	8041
Garlic tablets <OTC>	8041
Gas propellant, Green	5114
Gas, Ban apple	562
Gas, Dentist	508
Gas, Up you(r) <OTC>	3054
Gases, Lighter; not specified	544
Gasoline	501
Gasoline motor exhaust fumes	545
Gasoline, Fuels other than	5042
Gas-X <OTC>	8045
GBL	8141
Gel caps	6044
Gel pills, Brown	4008
Gel tabs	6044
Gel, Biolex wound <OTC>	8150
Geodon	2012
Germ-X	5091
GHB	847
GHR Release, Red Dawn <OTC>	8216
Ginseng seeds	635
Ginseng weed	635
Girl, White	8166
Glass	876

Definition	Code
Glass/window cleaner	5046
Glory seeds, Morning	617
Glory tendrils, Morning	617
Gloss, Lip	5061
Glucophage	8134
Glucosamine <OTC>	8128
Glue	504
Glue, Airplane	504
Glue, Chemical	504
Glue, Model	504
Glue, Super	504
Glutamate (MSG), Monosodium <OTC>	849
Goat weed, Horny	8322
Gold, Finaplix	8212
Gonadatropin, Human Chorionic	8112
Gone, Goo	5093
Goo Color Guard Spray, Tattoo	5089
Goo Gone	5093
Goof off	5073
Goofballs	8273
Gorilla biscuits	6108
Graffiti eraser	5110
Grass, Bitter	8276
Green amps	3006
Green gas propellant	5114
Green hornet	8254
Green microdot	622
Green tea <OTC>	8262
Green tea supplement <OTC>	8262
Green, Simply	5066
Greenies	3187
Greens	611
Growth hormone (HGH), Human	8245
Guaifenesin	8004
Guaifenex	8243
Guarana <OTC>	3107
Guard Spray, Tattoo Goo Color	5089
Gum freezer	5054
Gum remover	5054
Gum, Acacia	8131
Hagwash [sic]	557
Hair chemicals	5051
Halcion	113
Haldol	131
Hallucinogen seeds	6004
Haloperidol	131
Halothane	507
Halt, Fire	536
Hand sanitizer; contents unspecified	5049
Handle bars	8198
Happy pills	4007
Happy stick	612

Definition	Code
Hard stuff	817
Harmaline	6137
Hashish	804
Hawaii, Blue	6039
Hawaiian rosebud seed tea	628
Hawaiian wood rose	627
Hawaiian Woodrose seeds	627
Haze, Purple	637
hCG	8112
HCl, N,N-Dimethylglycine <OTC>	8249
HCl, Trifluoperazine	226
HD, Lorcet-	434
Headache powder <OTC>	4049
Heads up	3032
Hearts	379
Hearts, Pink	328
Hearts, Purple	342
Hearts, Red	3030
Heart-shaped black pills	357
Heaven	6090
Helium	519
Hell bells	679
Hemorrhoid cream	8068
Hemp rope	5096
Henbane	6128
Heparin	8063
Herb, Dream	8276
Herb, flower, plant; type unspecified	8011
Herb, Natural	6011
Herbal Ease <OTC>	8116
Herbal ecstasy	386
Heroin	702
Heroin, Black tar	707
Heroin, Synthetic	4088
HGH, Human growth hormone	8245
High roller	6050
Hippie crack	5034
Hits, Dry ice	5022
HO-DMT, 4-	6167
Hogwash	557
Homemade analgesics	4108
Homemade drugs	615
Homemade napalm	5111
Homemade sedative	1024
Homemade stimulants	3062
Honey oil	831
Hoodia product/supplement <OTC>	8257
Hook-ons, Toilet bowl	5085
Hormone (HGH), Human growth	8245
Horn, Air	537
Horn, Boat	537
Horn, Condensed	537
Hornet, Green	8254

Definition	Code
Horny goat weed	8322
Horse tranquilizer	663
Hot, Icy <OTC>	8016
Huang, Ma	3064
Human Chorionic Gonadotropin	8112
Human growth hormone (HGH)	8245
Humatrope	8252
Hycodan	4125
Hydralazine	8265
Hydrate with Codeine, Terpin	4103
Hydrate, Chloral	117
Hydrate, Terpin	8207
Hydrobromide, Dextromethorphan <OTC>	883
Hydrochloride, Sertraline	271
Hydrochloride, Trazodone	225
HydroCide	5099
Hydrocodone	4044
Hydrocodone with APAP; otherwise unspecified	4105
Hydrocortisone	8117
Hydromet	4125
Hydromorphone	408
Hydroxybutyrate, Gamma	847
Hydroxycut <OTC>	3060
Hydroxyzine	216
Hyoscine	1020
Hyoscyamine	2013
Hyper pills	3040
Hypnovel	237
Ibogaine	6087
Ibuprofen	442
Ibuprofen 200 mg <OTC>	4128
Ibuprofen, Children's <OTC>	4128
Ice [see also 3126]	322
Ice blasting, Dry	5022
Ice hits, Dry	5022
Ice, Blue	6068
Ice, Mineral	587
Icy Hot <OTC>	8016
Ignition spray	5120
Imipramine	235
Imitrex	4002
Imodium AD <OTC>	8005
Imovane	1005
Impact, Maximum	691
In my feet, Spider	686
Inapsine	2009
Incense	512
Inderal	819
Indo	6014
Indocin	472

Definition	Code
Indomethacin	472
Inflator/sealer, Tire; aerosol unspecified	5173
Inhalant, Nasal	3007
Inhaler, Asthma	8024
Inhaler, Vicks VapoRub/ <OTC>	8056
Inibex	3075
Ink pens	511
Ink print	5004
Insect killer (e.g. Raid)	554
Insidon	2005
Insulin	8079
Intal	8202
Intuniv	8312
Invega	2020
Invirase	8121
Iodine <OTC>	8174
Iodoamphetamine, 2,5-dimethoxy-4-	6168
Ionamin	312
Iophen-C Liquid	4062
Iprocin	6175
Isobutyl nitrate	506
Isocom	476
Isometheptene	3115
Isopropanol vapors	548
Isopropyl-tryptamine, Di-	6144
Isopropyltryptamine, N-Methyl-N-	6140
IT-290	6105
Jack, Black	571
Jack3d <OTC>	8298
Jackets, Yellow	124
Jays, Blue	330
Jell, Yellow	6025
Jesus, Blue	6024
Jet Fuel	626
Jimson weed	609
John's Wort, St. <OTC>	8183
Judyfly	6027
Juice	854
Juice, Jungle	5088
Jungle juice	5088
JUNO	6072
K, Special	658
K, Super	6042
K, Vitamin	8078
K2	8283
K2r spot remover	509
K4	4091
Kadian	4037
Kanepolin	662
Kaopectate <OTC>	8039
Kathmandu Temple Kiff	6099

Definition	Code
Kava Kava <OTC>	8100
Keflex	8044
Keppra	8233
Ketamine	658
Ketaset	280
Ketone, Methyl ethyl	5048
Ketoprofen	4001
Ketorolac tromethamine	481
Khat	351
Kief [sic]	682
Kif	682
Kiff, Kathmandu Temple	6099
Killer, Insect (e.g. Raid)	554
Kit, Snake bite	6021
KJ	6026
Klonopin	246
KOOD12	3010
Kool Aid	558
Kool, Super	6095
Kratom	8237
LA, Entex	8061
LA, Ritalin	3114
Laced flower	6028
Lacquer thinner	505
Ladies, Pink	380
Lamb's ear	8324
Lamictal	8240
Lamisil	8234
Lamotrigine	8240
Lasix	8189
Laudanum	710
Laundry detergent	560
Lavendar <OTC>	8220
Laxative <OTC>	8006
LDX	3111
Leak, Leaky	6041
Leaky leak	6041
Lean (Promethazine with codeine mixed with Sprite)	8293
Leather cleaner	5122
Leather protector	546
Lebel 12	5013
Lemon 714	6076
Lemon Drops	693
Lemon), Cooking extracts (vanilla, etc. <OTC>	8145
Lemon, Pink	388
Lemons	352
Lens cleaner	542
Leptoprin <OTC>	3188
Leritine	469
Lettuce, Wild	1015
Levetiracetam	8233

Definition	Code
Levo-Dromoran	405
Levo-duboisine	1020
Levophed bitartrate	3113
Levothyroxine	897
Levsin	2012
Lexapro	2011
Lexillum	2004
Lexomil	2004
Lexotan	2004
Lexotanil	2004
Liberty caps	6055
Librax	229
Librium	202
Lidocaine	8114
Life, Purple	6058
Lighter fluids	501
Lighter gases, not specified	544
Lilly red	4034
Limbitrol [see also 276]	203
Limbitrol DS [see also 203]	276
Lime salt	5025
Liniment, Yager's	8215
Lion's tail	6013
Lip balm	5061
Lip gloss	5061
Lipitor	8158
Lipozene <OTC>	8264
Lipton tea bag, Smoked tea from	566
Liquid D-bol	8132
Liquid oxygen	543
Liquid Paper [see also 524]	509
Liquid TV (MTV)	522
Liquid vitamin <OTC>	848
Liquid, Iophen-C	4062
Liquid, Shoeshine	504
Lisdexamfetamine dimesylate	3111
Lithium carbonate	240
Lithonate	240
Little birds, Collapsing	6001
Little crosses	384
Little pink ones	385
LoCarb Turbo <OTC>	3095
Locker room odorizer	506
Locoweed seeds	6049
Locoweeds	6049
Lodine	4005
LOLOY	559
Lomotil	8186
Loperamide	8159
Loratadine <OTC>	8027
Lorazepam	207
Lorcet Plus	434
Lorcet-HD	434
Loss pills, allf weight <OTC>	3118

Definition	Code
Lotion (body, hand); contents unspecified	5112
Lotion, rub, Pain reliever; not specified	4092
Lotusate	195
Loveboat	834
Lovely	681
Loxitane	275
Lozenge, Throat spray; type unspecified <OTC>	8014
LSA	6074
LSD	601
Lubricant, Oil; otherwise unspecified	5017
Lucky seven	6120
Luminal	153
Lunesta	1011
Luvox	294
Lyrica	8236
Lysol; aerosol unspecified	5097
M-33	4042
Ma Huang	3064
Maalox <OTC>	8013
Mad Bull	830
Mad dog	6110
Madderwort	6062
Magnum 44 <OTC>	333
Magnum, 357 <OTC>	333
Majezik	4060
Maleate, Chlorphenamine	8138
Maleate, Chlorpheniramine	8138
Mandrakes	6131
Mandrax [see also 116]	138
Mandrix [see also 116]	138
Mantis root	6150
Marax	346
Marbaxin	223
Marezine	267
Marigold buttons	6064
Marijuana	803
Marinol	802
Marker, Burning/ignited permanent	5092
Markers	511
MarrJane [sic]	803
Mars	656
Mary Jane	803
Masking tape	5016
Masteron	8325
Matches	523
Matrix	6151
Matter, Zombie	8311
Max Alert	390
Maxair	3053
Maxalt	4041

Definition	Code
Maxidone	434
Maximum impact	691
Mazanor	317
MCAT	3116
MCH	5015
MDA	614
MDEA	6125
MDMA	606
MDMC	3125
MDPV	3119
Meanies, Blue	163
Mebaral	104
Meclizine	193
Medicated oil, Regal	8119
Medication, ADHD/ADD; otherwise unspecified	8229
Medication, Anti-anxiety; type unspecified	8305
Medication, Anti-diarrhea; type unspecified	8217
Medication, Asthma	8024
Medication, Blood pressure	844
Medication, Flu; no other information	8306
Medication, Tylenol Cold <OTC>	8065
Medicine with Codeine, Cough syrup/	4031
Medicine, Cold <OTC>	843
Medicine, over-the-counter cough (contents unspecified) <OTC>	840
Medicine/syrup, Cough; type unspecified	8058
Medithane	8313
Meds, Attention deficit disorder; type unspecified [added in 2006; changed to code 8229 beginning in 2007]	8218
Medusa	580
Meesha	6017
Mefenamic acid	498
Mega Teen <OTC>	8133
Mejoral	4057
MEK	5048
Melatonin <OTC>	176
Melfiat	349
Mellaril	232
Mellow Yellow	651
Meloxicam	4102
Melted plastic	5019
Melumbrina	477
Melzone	182
Menrium	204
MeO-AMT, 5-	6135
MeO-DMT, 4-	6162
Mepergan	458

Definition	Code
Mepergan Fortis	458
Meperidine	407
Mephedrone	3116
Meprobamate	220
Meprozone	458
Meridia	3080
Mescaline	603
Mescaline, Bromo	698
Metabolife <OTC>	3033
Metabolift <OTC>	3058
Metab-O-Lite <OTC>	3061
Metabolize and Save <OTC>	3059
Metamine	8328
Metamizol	4082
Metamizole	4082
Metaxalone	290
Metformin	8134
Meth [see also 3126]	322
Meth, Crystal	355
Methadone	418
Methadrostenol <OTC>	8084
Methamphetamine [see also 3126]	322
Methamphetamine, Paramethoxy	6165
Methane	5003
Methanol	5040
Methaqualone [see also 138]	116
Methazolamide	877
Methcathinone	3009
Methedrine	321
Methedrone	3117
Methocarbamol	223
Methohexital	1012
Methotrexate	8319
Methoxetamine	6186
Methoxisal	2014
Methoxy, Foxy	6130
Methoxy-7 <OTC>	8106
Methyl chloride	550
Methyl ethyl ketone	5048
Methylenedioxy amphetamine	614
Methylenedioxypropylvalerone	3119
Methylhexanamine	8310
Methylin	3102
Methyl-N-isopropyltryptamine, N-	6140
Methylone	6174
Methylphenethylamine, 2,5-dimethoxy-4-	6154
Methylphenidate	318
Methylthiophenethylamine, 2,5-dimethoxy-4-	6159
Methyltryptamine, Alpha-	6105
Met-Rx <OTC>	8148
Mickey	623
Mickey Mouse club	623

Definition	Code
Mickey mousers	623
Microdot(s)	622
Microdot, Green	622
Microdot, Purple	622
Midazolam	237
Midol <OTC>	466
Midrin	476
Mighty Quinn	6123
Migraine, Advil <OTC>	4085
Migraine, Excedrin <OTC>	4100
Miltown	212
Mimosa tree bark	6148
Mineral ice	587
Mini Thins	3050
Mini Two-way action <OTC>	3060
Miniwhites	3008
MIPT	6140
Mirapex	8285
Mircette	873
Mirtazapine	295
Mist, Primatene <OTC>	3190
Mitsubishi	6093
Mixture, Brompton's solution/	4089
MJ	803
MMDA	6122
Mobic	4102
Modafinil	3090
Model glue	504
Mogadon	1009
Mold, Rye	6091
Moles [sic]	3025
Molly, Black	345
Molly, White	337
Molly; not otherwise specified	6114
Monkey dust	670
Monosodium glutamate (MSG) <OTC>	849
Montekulast	8136
Moonflower/pod; otherwise unspecified	6170
Mopral	8032
Mormon tea	6124
Morning glory seeds	617
Morning glory tendrils	617
Morphidex	4080
Morphine	417
Moth balls	529
Motion sickness pill <OTC>	1002
Motival	2017
Motor exhaust fumes, Gasoline	545
Motrin	422
Motrin IB <OTC>	4048
Mount queen	643
Mouse club, Mickey	623

Definition	Code
Mousers, Mickey	623
Mouthwash	5171
Mr. Natural	633
MS Contin	4037
MSG, Monosodium glutamate <OTC>	849
MTV, Liquid TV	522
Mucinex <OTC>	8309
Mucinex DM <OTC>	8280
Mugwort	6187
Mulberry seeds/plant	6158
Muscimol	6132
Muscle relaxers	2002
Muscle stimulator spray; contents unspecified	8170
Muscoril	2024
Mushrooms	604
Mushrooms, Amanita	6132
Mushrooms, specifically not psilocybin	6094
MXE	6186
My feet, Spider in	686
Mycelex	8143
Mylan(s); no other information	8210
Mylanta <OTC>	8062
Mylicon <OTC>	8045
Myoflex <OTC>	8023
Myoril	2024
Myprodol	4101
Mysoline	183
Mystic, blue	6100
N, Darvocet-	427
N, N-diallyl-5-methoxytryptaminemethoxytryptamine	6183
N,N-Dimethylglycine HCl <OTC>	8249
Nabumetone	4035
Nail polish	526
Nail polish dryer	5065
Nail polish remover	518
Nails, Quick drying treatment for	5065
Nalbuphine	490
Nalfron	4013
Namenda	8317
Nandrolone decanoate	8072
Nano Vapor <OTC>	8248
Nap, Fly	5007
Napalm, Homemade	5111
Naphtha	5031
Naprelan	4063
Naprosyn	438
Naproxen	438
Naproxen Sodium 220 mg <OTC>	4129
Nas	6016

Definition	Code
Nasacort	8102
Nasal Inhalant	3007
Natacyn	8057
Natamycin ophthalmic	8057
Natural, Mr.	633
Naxen	438
NBOMe, 25B-	6188
NBOMe, 25C-	6189
NBOMe, 25I-	6815
NBOMe-2C-B	6188
NBOMe-2C-C	6189
NBOMe-2C-I	6185
N-Dimethyltryptamine, 4-acetoxy-N	6171
Negros	5012
Nembutal	108
Neoflax	2024
Neo-Melumbrina	477
Nepenthes	6116
Nervine <OTC>	128
N-Ethyl-4-hydroxy-N-methyltryptamine	6181
Neurobion	8199
Neurobion, Dolo-	4104
Neurontin	8007
Nexium	8153
Nexus	698
Nicotine	818
Nightshade, Deadly	187
Nighttime, Tylenol Flu <OTC>	1014
Nimesulide	4114
N-isopropyltryptamine, N-Methyl-	6140
Nitrate, Isobutyl	506
Nitrate, Phenyl	527
Nitrazepam	1009
Nitrite, Amyl	506
Nitro, Blue	8060
Nitrogen	5032
Nitroglycerine	343
Nitrous oxide	508
Nivaquine	8139
N-Methyl-N-isopropyltryptamine	6140
Noctec	117
No-Doz <OTC>	353
Nogirtronia	478
Noludar	107
Norateen	8178
Norco	434
Norephedrine <OTC>	3076
Norepinephrine	3113
Norflex	462
Norgesic Forte	445
Norpramin	259
Nortab	250
Nortriptyline	250

Definition	Code
Norvasc	8036
Novalgine	4082
Novocain	454
Novoxapam	296
No-Xplode <OTC>	8270
NS, Stadol	419
NSC	847
Nubain	490
Nucynta	4137
Numorphan	4120
Nuprin <OTC>	4018
Nut, Betel	3051
Nutmeg	639
Nutri-calm <OTC>	8034
Nuvigil	3122
NyQuil <OTC>	171
Nytol <OTC>	127
Obedrin-L.A.	323
Obenil	3038
Obesitol <OTC>	8275
Obitrol	3121
Octane booster	5021
Octanox	159
Odansetron	8184
Odorizer, Locker room	506
Off, Goof	5073
Oil, Eucalyptus	5056
Oil, Honey	831
Oil, lubricant; otherwise unspecified	5017
Oil, Orange	8251
Oil, Regal medicated	8119
Oil, Safflower <OTC>	8275
Ointment, A & D <OTC>	8219
Olanzapine	289
Old paint	520
Olmifon	3123
Ololiuhqui	6060
Omnadren	8221
Ondansetron	8184
Ones wipes, Wet	5067
Ones, Little pink	385
OP 33	393
Opana	4120
Opana ER (extended release)	4140
Opipramol	2005
Opium	703
Oramorph SR	4061
Orange	673
Orange barrel	657
Orange oil	8251
Orange peels	6184
Orange sunshine	624
Orfidal	207

Definition	Code
Organidin with Codeine	453
Orlistat	3079
Ortho Novum	873
Orudis	4001
Oruvail	4001
Other aerosol sprays besides spray paints	503
Other anesthetics besides halothane and ether	507
Other paint solvents besides lacquer thinner	505
Oven cleaner	551
Over-the-counter asthma pills; not otherwise specified <OTC>	8095
Over-the-counter cough medicine (contents unspecified) <OTC>	840
Over-the-counter diet pill; not otherwise specified <OTC>	3073
Over-the-counter drug/pills; type unspecified <OTC>	8110
Over-the-counter pain reliever; not otherwise specified <OTC>	4076
Over-the-counter stimulant; not otherwise specified <OTC>	3100
Owsley, Black	630
Owsley, Purple	631
Oxazepam	205
Oxcarbazepine	1006
Oxide, Nitrous	508
Oxycet	4072
Oxycodone or unspecified oxycodone products	4046
OxyContin	4067
Oxygen	543
Oxygen, Liquid	543
Oxy-IR	4117
Oxymorphone	4120
Oxyprozin	4039
Oxytocin	8224
Ozone	5011
P.M., Excedrin <OTC>	181
P.M., including non-Tylenol brands, Acetaminophen	1025
P.M., Robitussin <OTC>	1007
P.M., Tylenol <OTC>	180
P.O.T.C.	381
P2P	3081
Pack, Z-	8019
Pain reliever lotion, rub; not specified	4092
Pain reliever, Over-the-counter; not otherwise specified <OTC>	4076
Paint	520

Definition	Code
Paint solvents other than lacquer thinner	505
Paint, Old	520
Paints, Spray	502
PAM	540
Pamelor	250
Pamprin <OTC>	4023
Panadeine	4127
Panafen Plus	4126
Pancof	8253
Pane, 4-way	625
Pane, Window	625
Paniolis	665
Panlor	4107
Pantopon	4115
Paper	5004
Paper, Acid	618
Paper, Liquid	509
Parafon Forte	4086
Paramethoxyamphetamine	6106
Paramethoxymethamphetamine	6165
Paregoric	433
Paris 400	837
Parkopan	8329
Paroxetine	283
Passion, Purple	6080
Paxil	283
Paxipam	210
PCB	260
PCE	6191
PCP	605
PDR	491
Peach	6069
Peanut butter crank	368
Pedro, San	6078
Peels, Banana	678
Peels, Orange	6184
Pee-pope	674
Peganento	569
Penadur	8323
Penicillin	820
Pens, Felt-tip	511
Pens, Ink	511
Pentobarbital	118
Pentothal	118
Pentothal, Sodium	118
Pentrexyl	821
Pep spice	8283
Pep ups	3002
Pep, Diet <OTC>	3048
Pepcid	891
Pepcid AC <OTC>	8047
Peppies	3019

Definition	Code
Pepto Bismol <OTC>	8094
Percocet	423
Percodan	406
Percogesic <OTC>	4050
Perfume	548
Perico	805
Periset	8184
Permanent marker, Burning/ignited	5992
Peroxyl <OTC>	8059
Perphenazine	233
Pertussin spray	567
Pervitin [see also 322]	3126
Peyote	602
Phen, Fen (fenfluramine and phentermine)	3015
Phenaphen 3	410
Phenaphen with Codeine	410
Phenazepam	1016
Phencyclidine	605
Phendimetrazine	349
Phenergan	130
Phenergan with Codeine	4116
Phenethylamine, 2,5-Dimethoxy-4-(2-fluoroethylthio)	6172
Phenethylamine, 2,5-Dimethoxy-4-chloro	6139
Phenethylamine, 2,5-Dimethoxy-4-ethyl-	6138
Phenethylamine, 2,5-Dimethoxy-4-iodo	6126
Phenethylamine, 2,5-Dimethoxy-4-methyl	6154
Phenethylamine, 2,5-Dimethoxy-4-methylthio	6159
Phenethylamines; otherwise unspecified	6147
Phenobarbital	115
Phenoxy	8246
Phenphedrine <OTC>	8304
Phentametrizine	349
Phentermine	313
Phentermine and fenfluramine, Fen-Phen	3015
Phenyl nitrate	527
Phenyl-2-propanone	3081
Phenylbutazone	4139
Phenylephrine <OTC>	8256
Phenylpropanolamine	347
Phloroglucinol	8204
Photographic development fluid	5081
Phrenilin Forte	4045
Pigface	6034
Pill, Over-the-counter diet; not otherwise specified <OTC>	3073

Definition	Code
Pill, Sea/motion sickness pill <OTC>	1002
Pills	809
Pills, alli weight loss <OTC>	3118
Pills, Apple cider and vinegar <OTC>	8109
Pills, Brown gel	4008
Pills, Caffeine <OTC>	3044
Pills, Diet	336
Pills, Energy	3027
Pills, Happy	4007
Pills, Heart-shaped black	357
Pills, Hyper	3040
Pills, Over-the-counter asthma; not otherwise specified <OTC>	8095
Pills, Sugar	8031
Pills, Vitamin <OTC>	848
Pills, Yellow tiny	668
Pills/antihistamine, Allergy; type unspecified	8009
Pills; Over-the-counter drug/; type unspecified <OTC>	8110
Pine-sol	5075
Ping pong balls	5087
Pink champagne	807
Pink crosses	398
Pink Floyd	642
Pink football	382
Pink hearts	328
Pink ladies	380
Pink lemon	388
Pink ones, Little	385
Pink roses	341
Piracetam	8316
Pirbuterol	3053
Piriton <OTC>	8138
Piroxicam	4029
Pitocin	8224
Pixie sticks	553
Placidyl	105
Plant, Belladonna	187
Plant; type unspecified, Herb, flower,	8011
Plastic, Amazing Elastic	5062
Plastic, Melted	5019
Plegine	310
Plus, Alka Seltzer <OTC>	8266
Plus, Conex	8142
Plus, Lorcet	434
Plus, Panafen	4126
Plus, Pro <OTC>	8185
PM, Advil <OTC>	1018
PMA	6106
PMMA	6165
Pod; otherwise unspecified, moonflower/	6170

Definition	Code
Poison, Rat/rodent; contents unspecified	8232
Poles, Totem	4058
Polish dryer, Nail	5065
Polish remover, Nail	518
Polish, Furniture	573
Polish, Nail	526
Polish; contents unspecified	5115
Polistirex, Dextromethorphan <OTC>	8192
Polyurethane spray	5030
Pondimin	314
Pong balls, Ping	5087
Ponstan	498
Ponstel	498
Poppers	506
Pot	803
Potassium chloride	8098
Potpourri	599
Powder	8026
Powder, Baby	5170
Powder, Headache <OTC>	4049
Powder, White	3020
Powdered candy	531
Powdered cleansers; e.g. Ajax, Comet, Boraxo	5044
Pramipexole	8285
Precose	8211
Prednisone	8035
Pregabalin	8236
Preludin	311
Premarin	874
Pre-Sate	383
Pressure medication, Blood	844
Prestiq	8284
Prevacid	8162
Prilosec	8032
Primatene Mist <OTC>	3190
Primatene tablets <OTC>	3003
Primo	832
Primobolan	8081
Print, Ink	5004
Pro Plus <OTC>	8185
Pro-Air	377
Procaine	454
Prochlorperazine	230
Prodolin	4082
Product, Protein-based weight gain; type unspecified	8222
Product/supplement, Hoodia <OTC>	8257
Prolixin	262
PromAce	298
Promazine	192
Promethazine	130

Definition	Code
Promethazine with Codeine	4116
Promethazine with Codeine mixed with Sprite), Lean (8293
Propacet	4038
Propane	521
Propellant, Air brush	591
Propellant, Airsoft	5127
Propellant, Green gas	5114
Propionate, Drostanolone	8325
Propionate, Testosterone	8164
Propofol	1010
Propoxyphene	414
Propranalol	819
Propylene	898
Prosom	188
Protector, Leather	546
Protector, Suede	546
Protein-based weight gain product, type unspecified	8222
Protonix	8268
Proventil	377
Provera	8086
Provigil	3090
Provil <OTC>	4074
Prozac	241
Pseudoephedrine <OTC>	364
Psilocin	6167
Psilocybin	604
Purell	5071
Purple Blast <OTC>	3072
Purple fingers	664
Purple footballs	382
Purple haze	637
Purple hearts	342
Purple life	6058
Purple microdot	622
Purple Owsley	631
Purple passion	6080
Purple pyramid	640
Purple rain	6066
Putty, Silly	5026
Putty, Wood	5037
PVC	5055
PVC Cleaner	5090
Pyramid, Purple	640
Pyridium	473
Q'at	351
Quaalude [see also 138]	116
Quad Bar	2018
Queen	643
Queen, Mount	643
Quetiapine	178
Quick drying treatment for nails	5065

Definition	Code
Quiet World <OTC>	194
Quinine	8267
Quinn, Mighty	6123
QV75, Trembolona	8212
R2	2007
Rabbit tobacco	822
Raid), Insect killer (e.g.	554
Rain, Purple	6066
Rainbow speed	360
Ramelteon	1017
Ramstein	6033
Ranitidine	8213
Rat/rodent poison; contents unspecified	8232
Rave runners	577
Red and blues	184
Red Bull Energy Drink <OTC>	8209
Red cross	495
Red Dawn GHR Release <OTC>	8216
Red devil(s)	145
Red dragon	621
Red hearts	3030
Red, Lilly	4034
RedLine <OTC>	3103
Redotex	3083
Reds	129
Redux	3110
Refrigerant	516
Regal medicated oil	8119
Rejuvenator, Rubber	5126
Relafin	4035
Relaxen <OTC>	1023
Relaxers, Muscle	2002
Release, Red Dawn GHR <OTC>	8216
Reliever lotion, rub, Pain; not specified	4092
Reliever, Over-the-counter pain; not otherwise specified <OTC>	4076
Relpax	4124
Remeron	295
Remifentanil	4142
Remover, Gum	5054
Remover, K2r Spot	509
Remover, Nail polish	518
Remover, Wart	5036
Repellant; type unspecified, Water/Stain	5076
Resin, Acrylic	6052
Resistol	5077
Resperidone	285
Restoril	112
Reynol [sic]	4024
Ricea	617

Definition	Code
RID	690
Ridaura	4040
Ringer, blue	281
Ripped fuel <OTC>	3036
Risperdal	285
Risperdol	285
Ritalin	318
Ritalin LA	3114
Ritz and Ts	8291
Rivotril	246
RJ8	396
RJs, Black	396
Robaxin	223
Robaxisal	2014
Robin's eggs	329
Robins, Blue	330
Robinul	8082
Robitussin AC with Codeine	480
Robitussin DM <OTC>	829
Robitussin Elixir	8001
Robitussin P.M. <OTC>	1007
Robo	8214
Robo tripping	8214
Robomol	223
Roche	268
Rock	806
Rock, Stud the	3012
Rocket fuel	629
Rodent poison, Rat/; contents unspecified	8232
Rohr 714	1008
Rohypnol	268
Roloids <OTC>	8259
Roller, High	6050
Rolls	6073
Romilar, form unspecified	8208
Roofies	268
Room odorizer, Locker	506
Root	6030
Root, Belladonna	187
Root, Mantis	6150
Rope, Hemp	5096
Rorer	4027
Rorer 714	1008
Rose, Hawaiian wood	627
Rosebud seed tea, Hawaiian	628
Roses, Pink	341
Roxanol	417
Roxicet	4047
Roxicodone	4065
Roxilox	4068
Roxiprin	406
Rozerem	1017
R-R	5008

Definition	Code
Rub, Pain reliever lotion; not specified	4092
Rubber cement	504
Rubber rejuvenator	5126
Rubber, Burned	5050
Rubbing alcohol	548
Rue, Syrian	6111
Rufen	432
Runners, Rave	577
Rush	506
Rush, Cobra	5005
Rx, Met- <OTC>	8148
Rye mold	6091
Safflower oil <OTC>	8275
Sage, Diviner's	6043
Salflex	4075
Salsalate	4075
Salt	8282
Salt, Lime	5025
Salts, otherwise unspecified, Bath	8301
Salvia divinorum	6043
San Pedro	6077
Sanitizer, Hand; contents unspecified	5049
Sanoma	2001
Sanorex	316
Sanzolol	8076
Saridone	4112
Sassafras tea	6005
Satan flower	6059
Sativa; otherwise unspecified	8227
Save, Metabolize and <OTC>	3059
Schizophrenic, Anti-psychotics/; type unspecified	8085
Sclerotia	604
Scooby snacks	6145
Scoop	6119
Scopolamine	1020
Scotch Brite	5094
ScotchGard	539
Sealant, Window	533
Sealants, Sealers/; type unspecified	5058
Sealer, Tire inflator; aerosol unspecified	5173
Sealers/sealants; type unspecified	5058
Seasickness pill <OTC>	1002
Secobarbital	119
Seconal	109
Sedalmerk	3106
Sedalmex <OTC>	4136
Sedapap	4045
Sedative, Homemade	1024
Seducaps	198
Seed tea, Hawaiian rosebud	628

Definition	Code
Seeds, Ginseng	635
Seeds, Hallucinogen	6004
Seeds, Hawaiian Woodrose	627
Seeds, Locoweed	6049
Seeds, Morning glory	617
Seeds/plant, Mulberry	6158
Seeds; type unspecified, Trumpet flowers	6078
Seizures, Anti-; type unspecified	8195
Seldane	140
Seltzer Plus, Alka <OTC>	8266
Seltzer, Alka <OTC>	8042
Separa	8052
Serax	205
Seroquel	178
Seroquel XR	1021
Sertraline hydrochloride	271
Serzone	292
Seven, Lucky	6120
Shabu	6081
Shampoo	5172
Sharpies	511
Shellac	5079
Sherm	612
Sherman	612
Shermstick	612
Shine/tire cleaner, Tire	589
Shirka	711
Shoe cleaner; otherwise unspecified	5104
Shoe dye	5103
Shoeshine liquid	504
Shot, Flu; otherwise unspecified	8151
Shots, Cloud 10 Chill <OTC>	8302
Shower cleaner, "The Works"	5095
Shrooms	604
Sibutramine	3080
Sickness pill, Sea/Motion <OTC>	1002
Silicone	5070
Silk	6057
Silly putty	5026
Silly String	5052
Silver chloride	8111
Simply Green	5066
Simply Sleep <OTC>	196
Sinequan	247
Sinex <OTC>	8051
Singulair	8136
Sinicuichi	6071
Sinus, Advil Cold and <OTC>	8070
Sinus, Tylenol <OTC>	8123
SK-65	403
Skelaxin	290
Skittles	6127
SK-Lygen	219

Definition	Code
Skunk II	677
Slack	850
Sleep aid, Over-the-counter; not specified <OTC>	122
Sleep, Simply <OTC>	196
Sleepettes <OTC>	132
Slim Fast <OTC>	8046
Slime, Banana slug	6097
Slimming, Botanical <OTC>	8321
Slimquick <OTC>	3104
Slug slime, Banana	6097
Smack	706
Smilies	4009
Smoke from a fire	5068
Smoked tea from Lipton tea bag	566
Smoked with toothpaste, Cigarettes baked/	8292
Smokeless tobacco	816
Smoking; not otherwise specified	8118
Snacks, Scooby	6145
Snake bite kit	6021
Snake venom	6142
Snow	884
Snuff	816
Soap	560
Soccerballs	3029
Soda, Baking	5169
Sodium barbital	156
Sodium chloride	8282
Sodium pentothal	118
Sodium, Naproxen 220 mg <OTC>	4129
Soft drink bottle, Carbon from empty	586
Sol, Pine	5075
Solpadeine	4093
Solution/mixture, Brompton's	4089
Solvent, Dry cleaning fluid/	5084
Solvents, Paint, other than lacquer thinner	505
Soma	2001
Soma Compound	2019
Somatech	8099
Sominex <OTC>	126
Sonata	189
Sopor [see also 138]	116
Sorbitol	8049
Sostenon	8090
Spancap	3067
Spanish fly	886
Spasfon	8204
Spasmoproxyn	4078
Special K	658
Speckleberry	3034
Speckled birds	330
Speckled eggs	329

Definition	Code
Speed, Rainbow	360
Speed, Truck driver's	3049
Speed; otherwise unspecified	3052
Speedball (heroin + cocaine)	705
Spice, K	8283
Spice, Pep	8283
Spider in my feet	686
Spiny apples	6054
Spirits of ammonia	542
Spook	6136
Spot remover, K2r	509
Spray	687
Spray adhesive	5118
Spray O Buzz	5014
Spray paints	502
Spray, Axe body	5078
Spray, Cryogenic cleaning	5022
Spray, Ignition	5120
Spray, Muscle stimulator; contents unspecified	8170
Spray, Pertussin	567
Spray, Polyurethane	5030
Spray, Tag body	5108
Spray, Tattoo Goo Color Guard	5089
Spray, Tinactin antifungal	5109
Spray/lozenge, Throat; type unspecified <OTC>	8014
Sprays, other than spray paints, Aerosol	503
Sprix	4138
SR, Oramorph	4061
St. John's Wort <OTC>	8183
Stacker 2 <OTC>	8093
Stacker 3 <OTC>	8093
Stadol	419
Stadol NS	419
Stagesic	4036
Stain Repellent, type unspecified, Water	5076
Stanozolol	8076
Starting fluid	594
Stay Alert Stimulant, Dexitac <OTC>	3101
Stay awakes <OTC>	3045
Stay Trim <OTC>	3074
Stelazine	226
Steroids	824
Stevia <OTC>	8294
Stick, Happy	612
Stick, Sherm	612
Stick, Thai	645
Stick, Wicki	857
Sticks, Pixie	553

Definition	Code
Stilnox	174
Stimulant, Dexitac Stay Alert <OTC>	3101
Stimulant, Over-the-counter; not otherwise specified <OTC>	3100
Stimulants, Homemade	3062
Stimulator spray, Muscle; contents unspecified	8170
Stimulin <OTC>	8263
Stingers, Super <OTC>	3088
STP	636
Stramonium, Datura	650
Strattera	3087
Strawberry whip cream	252
String, Silly	5052
Stripper, Floor wax	5074
Stropharia	669
Strychnine	6031
Stud 100	3012
Stud the rock	3012
Stuff, Hard	817
Sublimaze	465
Suboxone	4109
Subutex	4119
Sucralfate	892
Sudafed <OTC>	3047
Suede protector	546
Sufenta	4118
Sufentanil	4118
Sugar	531
Sugar cubes	6079
Sugar pills	8031
Sulfur; otherwise unspecified	5105
Sulfuride	8255
Sulinac	4111
Sumatriptan	4002
Suncrush	672
Sunshine	624
Sunshine, Orange	624
Sunshine, Yellow	624
Super cool	6095
Super Glue	504
Super K	6042
Super kool	6095
Super Stingers <OTC>	3088
Super X	6006
Supercaps	3093
Superdrol <OTC>	8244
Supplement (pill, powder, liquid), Acai berry <OTC>	8269
Supplement, Green tea <OTC>	8262
Supplement, Hoodia product/ <OTC>	8257

Definition	Code
Supplements, Dietary; otherwise unspecified	8171
Suprax	4066
Sur-noxem	5033
Sustanol	8089
Sustanon	8090
Sustiva	8105
Sweet flag	6133
Synalgos	447
Synalgos DC	447
Synatan	3070
Syncol	4071
Synthetic cannabinoids (e.g., K2, Spice, JWH-018)	8283
Synthetic cannabis; otherwise unspecified	8315
Synthetic heroin	4088
Synthroid	897
Syntocinon	8224
Syrian rue	6111
Syrup, Cough medicine/; type unspecified	8058
Syrup/medicine with Codeine, Cough	4031
T3	8167
T7	6100
Tabcin <OTC>	8146
Tablets, Cold	843
Tablets, garlic <OTC>	8041
Tablets, Primatine <OTC>	3003
Tabs, Bute	4139
Tabs, Gel	6044
TAC	376
Tafil	209
Tag body spray	5108
Tagamet	895
Tail, Lion's	6013
Tailpipe exhaust fumes, Car	545
Talacen	413
Talbutal	195
Tally	568
Talwin	411
Talwin NX	412
Tandrilax	2023
Tank, CO ₂	5022
Tape, Adhesive	5016
Tape, Masking	5016
Tar heroin, Black	707
Taters	6157
Tattoo Goo Color Guard Spray	5089
Tavist D <OTC>	8050
TCB-2	6180
TCE	5100

Definition	Code
TCL	585
TCP	6092
Tea supplement, Green <OTC>	8262
Tea, Green <OTC>	8262
Tea, Hawaiian rosebud seed	628
Tea, Mormon	6124
Tea, Sassafras	6005
Tee [sic], Water	179
Teen, Mega <OTC>	8133
Tee's	4077
Tee's and b's	457
Tegretol	4011
Telithromycin	8155
Temazepam	112
Temgesic	4073
Temple, Kiff Kathmandu	6099
Tendrils, Morning glory	617
Tenex	8295
Tennis balls	5087
Tenocyclidine	6164
Tenuate	307
Tepanil	308
Tequila worm	6022
Terbutaline	3031
Terpin Hydrate	8207
Terpin Hydrate with Codeine	4103
Terramycin	8274
Tessalon	8235
Test 250 <OTC>	8113
Test 400 <OTC>	8113
Testosterona 200	8103
Testosterone	8067
Testosterone 300	8103
Testosterone cyprionate	8083
Testosterone enanthate	8206
Testosterone propionate	8164
Tetrachloride, carbon	5106
Tetrachloroethene	5080
Tetracycline	828
Tetrafluoroethane	5121
Tetrafluoroethylene	5047
Tetrahydrocannabinol	802
Tetrazepam	2022
Teveten	8160
Thai stick	645
THC	802
The Works shower cleaner	5095
Theo-Dur	825
Theophed	3039
Theophylline	8048
TheraFlu <OTC>	8169
Thermadrene <OTC>	8104
Thermicore <OTC>	8096
Thermo Carb <OTC>	3085

Definition	Code
Thermochrome 5000 <OTC>	8037
Thermogenics; otherwise unspecified <OTC>	8152
Thinner, Lacquer	505
Thins, Mini	3050
Thiocolchicoside	2024
Thiopental	118
Thorazine	227
Thorn apple	650
Throat spray/lozenge; type unspecified <OTC>	8014
Thujone	6161
Tic	619
Tiletamine	6149
Tina	3089
Tinactin antifungal spray	5109
Tiny pills, Yellow	668
Tire cleaner, Tire shine/	589
Tire inflator/sealer; aerosol unspecified	5173
Tire shine/tire cleaner	589
Tish	6104
Tizanidine	8097
TMA	6156
Toad	660
Toad licking	660
Tobacco, Chewing	816
Tobacco, Rabbit	822
Tobacco, Smokeless	816
Tobacco, type unspecified	813
Tofranol	284
Toilet bowl hook-ons	5085
Tolectin	467
Toluene	504
Toluol	517
Tombstones	4094
Toothpaste, Cigarettes baked/smoked w/	8292
Toothpicks	6053
Topamax	197
Topiramate	197
Tops and bottoms	457
Tops, Cross	334
Toradol	481
Torbugesic/Torbutrol (veterinary butorphanol)	4087
Torbutrol (veterinary butorphanol), Torbugesic/	4087
Tornado	574
Torzien	270
Totem poles	4058
Tramadol	4043

Definition	Code
Tramadol extended release, otherwise not specified	4133
Tranquilizer, Animal	663
Tranquilizer, Horse	663
Transmission fluid	5059
Tranxene	206
Tranxilium	206
Trazodone hydrochloride	225
Treatment for nails, quick drying	5065
Tree bark, Mimosa	6148
Tree(s), Christmas	374
Trembolona QV75	8212
Tren 150, Tri	8272
Trenbol	8122
Trenbolone	8212
Trenbolone Blend, Triple	8272
Tri Tren 150	8272
Triamcinolone	8102
Triaminic <OTC>	8064
Triavil	224
Triazolam	113
Trichlorethylene	5100
Trichloroethane	565
Trichloronitrate	597
Trifluoperazine HCl	226
Tri-iodothyronine	8167
Trilafon	233
Trileptal	1006
Trim, Stay <OTC>	3074
Trimethoxyamhetamine	6156
TrimSpa <OTC>	8176
Trinity	6075
Trioxsalen	8040
Triple "S"	4030
Triple C <OTC>	6083
Triple Trenbolone Blend	8272
Triplets	6038
Tripping, Robo	8214
Trips	6038
Triptaneve [sic]	6051
Truck driver's speed	3049
Trumpet flowers/seeds; type unspecified	6078
Trumpet, Devil's	6163
Trumpets, Angel	695
Tryptamine, 4-Acetoxy-N,N-dimethyl	6171
Tryptamine, 5-Methoxy	6155
Tryptamine, Alpha-methyl	6105
Tryptamine, Di-isopropyl-	6144
Tryptamine, Dimethyl	616
Tryptamine, Dipropyl	6141
Tryptamine, N-Methyl-N-isopropyl	6140
Tryptamine, not otherwise specified	6051

Definition	Code
Tryptophan	245
Tryptophan, 5-Hydroxy <OTC>	8137
T's and blues	457
Ts and rits	8291
Ts and Rs	8291
TSP	6032
Tuinal	110
Tums <OTC>	8030
Tuner, TV	522
Turbo, LoCarb <OTC>	3095
Turpentine	5117
TussiCaps	8297
Tussigon	4125
Tussin medication, no other information	8231
Tussionex	4097
TV (MTV), Liquid	522
TV Tuner	522
TV11Y	522
Tweek	3013
Two-way Action, Mini <OTC>	3068
Tylenol <OTC>	435
Tylenol 3	409
Tylenol 4	409
Tylenol Allergy <OTC>	8205
Tylenol Cold Medication <OTC>	8065
Tylenol Extra-Strength <OTC>	435
Tylenol Flu <OTC>	8146
Tylenol Flu Nighttime <OTC>	1014
Tylenol P.M. <OTC>	180
Tylenol Sinus <OTC>	8123
Tylenol with Codeine	409
Tylox	4093
Tylox	431
Typewash	509
Tywall	5038
Ultra, Cloud 10	8314
Ultracet	4083
Ultram	496
Ultram ER	4134
Unicorn	634
Unisom <OTC>	123
Up you(r) gas <OTC>	3054
Up, Heads	3032
Up-johns	3018
Uppers	324
Ups, Head	3032
Ups, Pep	3002
Uptime	3014
Valdecoxib	4096
Valerian <OTC>	1004
Valium	201

Definition	Code
Valproic acid	894
Valsartan	8107
Valtrex	8126
Vanilla), Cooking extracts (lemon, etc. <OTC>	8145
Vapor, Nano <OTC>	8248
Vapors, Isopropanol	548
VapoRub/inhaler, Vicks <OTC>	8056
Venom, Snake	6142
Ventolin	377
Ventrex [sic]	4026
Venus	6067
Verapamil	8135
Versed	237
Verstran	266
Veterinary butorphanol, Torbugesic/Torbutrol	4087
Viagra	8066
Vicks 44 <OTC>	8115
Vicks VapoRub/inhaler <OTC>	8056
Vicodin	434
Vicoprofen	4033
Vilca	6134
Vinegar	5116
Vinegar pills, Apple cider and <OTC>	8109
Vioxx	4055
Virola	8159
Viserol [sic]	4025
Vistaril	215
Vitamin K	8078
Vitamin pills <OTC>	848
Vitamin, Liquid <OTC>	848
Vivactil	263
Vivarin <OTC>	354
Vivonex <OTC>	8258
Voltaren	4056
Voranil	315
Vyvanse	3111
Wacky Weed	6160
Wafers	173
Wak [sic]	852
Warfarin	8279
Wart remover	5036
Water	6047
Water pills	865
Water tee [sic]	179
Water/stain repellent; type unspecified	5076
Watson(s); no other information	8201
Wax, Floor	5029
Way pane, 4-	625
WD-40	582

Definition	Code
Weed	803
Weed, Ginseng	635
Weed, Horny goat	8322
Weed, Wacky	6160
Weight gain product, Protein-based; type unspecified	8222
Weight loss pills, alli <OTC>	3118
Wellbutrin	3026
Wellbutrin XL	3108
Wet	6056
Wet cement	5020
Wet Ones wipes	5067
Whack	852
Whip cream, Strawberry	252
Whipped-cream can	528
Whippets	508
White cross	326
White girl	8166
White molly	337
White powder	3020
White-Out	524
Whites	331
Wicki stick	857
Widows, Black	139
Wild dagga	6013
Wild lettuce	1015
Window	625
Window cleaner, Glass/	5046
Window pane	625
Window sealant	533
Winstrol	8076
Wipes, Wet Ones	5067
Wonderland, Alice in	6101
Wood alcohol	5040
Wood filler	5037
Wood putty	5037
Wood rose, Hawaiian	627
Woodrose seeds, Hawaiian	627
Works" shower cleaner, "The	5095
World, Quiet <OTC>	194
Worm, Agave	6022
Worm, Tequila	6022
Wormwood	6062
Wort, St. John's <OTC>	8183
Wound gel, Biolex <OTC>	8150
Wygesic	404
X	606
X, 2C-	6143
X, Super	6006
Xanax	209
Xanax bars	209
Xanax XR	2016
Xenadrine <OTC>	3056

Definition	Code
Xenical	3079
XL, Wellbutrin	3108
XL-3	8277
XR, Adderall	3086
XR, Focalin	3124
XR, Seroquel	1021
XR, Xanax	2016
X-TC	606
Xylene; otherwise unspecified	5102
Xylocaine	8187
Yaba	3096
Yage	683
Yager's liniment <OTC>	8215
Yahe	6103
Yellow jackets	124
Yellow jell	6025
Yellow sunshine	624
Yellow tiny pills	668
Yellow zombies	164
Yellow, Mellow	651
Yesca	8003
YLOALE	881
Yohimbe	3023
Yopo	6134
You(r) gas, Up <OTC>	3054
Zacatechichi, Calea	8276
Zaleplon	189
Zanaflex	8097
Zanies	2003
Zannies	2003
Zans	2003
Zantac	8002
Zantac 75 <OTC>	8130
Zany bars	2003
Zentro [sic]	3025
Zestril	257
Zicam <OTC>	8303
Ziprasidone	2012
Zithromax	8019
Zofran	8184
Zolmitriptan	4059
Zoloft	271
Zolpidem	174
Zomax	4054
Zombie Matter	8311
Zombies, yellow	164
Zomig	4059
Zonick	666
Zopiclone	1005
Z-pack	8019
Zyban	3026
Zydone	434

Definition	Code
Zylortim <OTC>	8300
Zyprexa	289
Zyrtec <OTC>	8010

APPENDIX B

Consolidated Drug Other Specify Tables

Tabulation of OVERALL Drug Other Specifies

Drug Code	Drug Name	Number of Times Mentioned in Other Specifies	% Of All Drugs Specified
103	Amytal	1	0.02
105	Placidyl, Ethchlorvynol	1	0.02
109	Seconal	7	0.15
110	Tuinal	4	0.08
111	Dalmane, Flurazepam	2	0.04
112	Restoril, Temazepam	3	0.06
113	Halcion, Triazolam	4	0.08
115	Phenobarbital	4	0.08
116	Methaqualone, Sopor, Quaalude	26	0.54
117	Chloral hydrate, Noctec	1	0.02
118	Pentobarbital, Pentothal, Sodium pentothal	1	0.02
120	Downers; OTHER Sedative, NOT OTHERWISE SPECIFIED	5	0.10
121	USED SEDATIVE, DON'T KNOW NAME	1	0.02
122	Over-the-counter sleep aid; not specified <OTC>	1	0.02
124	Yellow jackets	2	0.04
126	Sominex <OTC>	1	0.02
129	Reds	2	0.04
130	Phenergan, Promethazine	5	0.10
137	7-14	2	0.04
138	Mandrax, Mandrix [see also 116]	1	0.02
142	Belladonna	4	0.08
145	Red devil(s)	1	0.02
157	Barbiturates	1	0.02
171	NyQuil <OTC>	7	0.15
174	Ambien, Stilnox, Zolpidem	105	2.20
176	Melatonin <OTC>	8	0.17
178	Quetiapine, Seroquel	31	0.65
180	Tylenol P.M. <OTC>	5	0.10
189	Sonata, Zaleplon	5	0.10
191	Blues	2	0.04
197	Topamax, Topiramate	2	0.04
201	Valium, Diazepam	85	1.78
206	Tranxene, Clorazepate, Tranxilium	1	0.02
207	Ativan, Lorazepam, Orfidal	10	0.21

Tabulation of OVERALL Drug Other Specifies

Drug Code	Drug Name	Number of Times Mentioned in Other Specifies	% Of All Drugs Specified
209	Xanax, Alprazolam, Tafil, Xanax bars	173	3.62
211	BuSpar, Buspirone	1	0.02
215	Vistaril	1	0.02
221	OTHER Tranquilizer, NOT OTHERWISE SPECIFIED	6	0.13
223	Carbacot, Marbaxin, Methocarbamol, Robaxin	3	0.06
225	Desyrel, Trazodone hydrochloride	25	0.52
228	Amitriptyline, Elavil	3	0.06
234	Flexeril, Cyclobenzaprine	35	0.73
237	Dormicum, Hypnovel, Midazolam, Versed	1	0.02
240	Lithium carbonate, Lithonate	3	0.06
241	Prozac, Fluoxetine	2	0.04
245	Tryptophan	1	0.02
246	Clonazepam, Diocam, Klonopin, Rivotril	46	0.96
271	Sertraline hydrochloride, Zoloft	3	0.06
278	Benzodiazepines	2	0.04
282	Clozapine, Clozaril	1	0.02
283	Paroxetine, Paxil	2	0.04
288	Baclofen	2	0.04
289	Olanzapine, Zyprexa	1	0.02
290	Metaxalone, Skelaxin	3	0.06
291	Celexa, Citalopram	1	0.02
301	Dexedrine	4	0.08
303	Eskatrol	1	0.02
304	Benzedrine	1	0.02
305	Biphetamine	1	0.02
306	Desoxyn	2	0.04
307	Tenuate, Diethylpropion	1	0.02
309	Benzphetamine. Didrex	1	0.02
311	Preludin	1	0.02
313	Acxion, Adipex-P, Fastin, Phentermine	4	0.08
316	Sanorex	1	0.02
317	Mazanor	1	0.02
318	Ritalin, Methylphenidate	15	0.31
319	Cylert	1	0.02

Tabulation of OVERALL Drug Other Specificies

Drug Code	Drug Name	Number of Times Mentioned in Other Specificies	% Of All Drugs Specified
322	Methamphetamine ("ice" or "crank"), Meth	74	1.55
324	Uppers; OTHER Stimulant, NOT OTHERWISE SPECIFIED	12	0.25
325	USED STIMULANT, DON"T KNOW NAME	1	0.02
326	White cross	8	0.17
327	Black beauties, black beauty	5	0.10
328	Pink hearts	2	0.04
329	Bird"s eggs, robin"s eggs, speckled eggs	1	0.02
331	Blancs, whites	2	0.04
332	Ephedrine	4	0.08
334	Crossroads, cross tops	3	0.06
336	Diet pills/medications/drugs; otherwise unspfd	5	0.10
339	Amphetamines	4	0.08
345	Black molly	4	0.08
348	Crystal	3	0.06
353	No-Doz <OTC>	3	0.06
355	Crystal meth, crystal methamphetamine	3	0.06
374	Christmas tree(s)	2	0.04
377	Albuterol, Pro-Air, Proventil, Ventolin	5	0.10
401	Darvon	1	0.02
403	SK-65	1	0.02
407	Demerol, Meperidine	8	0.17
408	Dilaudid, Hydromorphone	53	1.11
409	Tylenol with Codeine, Tylenol 3, Tylenol 4	9	0.19
411	Talwin	4	0.08
415	Codeine	25	0.52
417	Morphine, Roxanol	59	1.24
418	Methadone, Dolophine	17	0.36
420	OTHER Analgesic, NOT OTHERWISE SPECIFIED	34	0.71
422	Motrin	24	0.50
423	Percocet	61	1.28
425	Advil <OTC>	74	1.55
426	Fiorinal	1	0.02
427	Darvocet, Davocet-N	4	0.08
430	Aspirin, Ecotrin, Empirin <OTC>	18	0.38

Tabulation of OVERALL Drug Other Specifies

Drug Code	Drug Name	Number of Times Mentioned in Other Specifies	% Of All Drugs Specified
431	Tylox	2	0.04
434	Vicodin, Lortab, Lorcet, Anexsia, Co-Gesic	99	2.07
435	Tylenol, Tylenol Extra-Strength <OTC>	73	1.53
438	Anaprox, Naprosyn, Naproxen, Naxen	20	0.42
439	222, Canadian 222	1	0.02
442	Ibuprofen	96	2.01
450	Acetaminophen, incl. non-Tylenol brands <OTC>	5	0.10
457	T"s and blues, tee"s and b"s, tops and bottoms	1	0.02
458	Finalin, Mepergan, Mepergan Fortis, Meprozone	2	0.04
465	Actiq, Fentanyl, Duragesic, Sublimaze	32	0.67
466	Midol <OTC>	10	0.21
468	Excedrin <OTC>	8	0.17
472	Indocin, Indomethacin	1	0.02
477	Melumbrina, Neo-Melumbrina	2	0.04
481	Acular, Dolac, Ketorolac tromethamine, Toradol	2	0.04
496	Ultram	1	0.02
499	Aleve <OTC>	13	0.27
501	Gasoline or lighter fluids	12	0.25
502	Spray paints	3	0.06
503	Other aerosol sprays	37	0.77
504	Shoeshine liquid, glue, or toluene	10	0.21
505	Lacquer thinner or other paint solvents	1	0.02
506	Amyl nitrite, "poppers," "locker room odorizer," "rush"	4	0.08
507	Halothane, ether, or other anesthetics; chloroform	6	0.13
508	Nitrous oxide, "whippits," dentist gas	19	0.40
509	Correction fluids, degreasers, cleaning fluids	2	0.04
510	OTHER Inhalant, NOT OTHERWISE SPECIFIED	10	0.21
511	Markers, felt-tip pens, ink pens	105	2.20
512	Incense	5	0.10
516	CHC, chlorofluorocarbon, freon, refrigerant	14	0.29
518	Acetone, nail polish remover	14	0.29
519	Helium	19	0.40
520	Old paint, paint	5	0.10
524	White-Out	8	0.17

Tabulation of OVERALL Drug Other Specifies

Drug Code	Drug Name	Number of Times Mentioned in Other Specifies	% Of All Drugs Specified
526	Nail polish	15	0.31
528	Whipped-cream can	5	0.10
531	Candy, powdered candy, sugar	6	0.13
540	PAM	1	0.02
548	Cologne, isopropanol vapors, rubbing alcohol	5	0.10
551	Oven cleaner	1	0.02
553	Pixie sticks	2	0.04
560	Diswashing detergent, laundry detergent, soap	2	0.04
566	Smoked tea from Lipton tea bag	2	0.04
582	WD-40	1	0.02
586	Carbon from empty soft drink bottle	1	0.02
590	Canned air, compressed air	7	0.15
592	Computer air duster, computer cleaner, dust-off	121	2.53
594	Starting fluid	1	0.02
599	Potpourri	3	0.06
601	LSD ("acid")	49	1.03
602	Peyote	2	0.04
603	Mescaline	7	0.15
604	Psilocybin (mushrooms), sclerotia, shrooms	53	1.11
605	PCP ("angel dust," phencyclidine)	8	0.17
606	"Ecstasy" (MDMA), X-TC, "X"	20	0.42
607	OTHER Hallucinogen, NOT OTHERWISE SPECIFIED	51	1.07
609	Jimson weed	1	0.02
612	Happy stick, sherm, sherman, shermstick	2	0.04
614	MDA, Methylenedioxy amphetamine	19	0.40
616	DET, Dimethyltryptamine, DMT	138	2.89
617	Morning glory seeds, morning glory tendrils, ricea	10	0.21
622	Microdot(s), green microdot, purple microdot	4	0.08
625	Window, window pane, 4-way pane, 4-way	1	0.02
627	Hawaiian wood rose, Hawaiian Woodrow seeds	4	0.08
629	Rocket Fuel	1	0.02
636	DOM, STP	2	0.04
637	Purple haze	2	0.04
639	Nutmeg, Mace	1	0.02

Tabulation of OVERALL Drug Other Specifies

Drug Code	Drug Name	Number of Times Mentioned in Other Specifies	% Of All Drugs Specified
650	Datura stramonium, daytura, thorn apple	4	0.08
652	ALD-52	1	0.02
654	Eve	1	0.02
658	Special K, Ketamine	67	1.40
663	Animal tranquilizer, horse tranquilizer	1	0.02
673	Orange	1	0.02
679	Hell bells	3	0.06
695	Angel"s trumpet	1	0.02
698	2C-B, Bromo mescaline, Nexus	35	0.73
701	OTHER Opiates, NOT OTHERWISE SPECIFIED	2	0.04
702	Heroin	44	0.92
703	Opium	9	0.19
801	OTHER Drugs, NOT OTHERWISE SPECIFIED	32	0.67
802	THC, cannabinal, marinol, tetrahydrocannabinol	4	0.08
803	Marijuana, MarrJane, Mary Jane, MJ, pot, weed	54	1.13
805	Cocaine, coca, cocaina, coke, perico	31	0.65
806	Crack, rock	13	0.27
807	Alcohol, beer, ethanol, EtOH, pink champagne	23	0.48
809	Pills	2	0.04
813	Cigarettes, tobacco (type unspecified)	2	0.04
814	Caffeine <OTC>	1	0.02
820	Penicillin	2	0.04
821	Amoxicillin, Ampicillin, Pentrexly	3	0.06
824	Steroids	14	0.29
829	Robitussin DM <OTC>	11	0.23
843	Cold medicine, cold tablets <OTC>	5	0.10
844	Blood pressure medication	1	0.02
847	GHB, NSC, gamma hydroxybutyrate	5	0.10
848	Liquid vitamin, vitamin pills <OTC>	1	0.02
852	Formaldehyde, wak, whack (embalming fluid)	1	0.02
857	Wicki stick	1	0.02
865	Diuretics, water pills	1	0.02
883	Dextromethorphan hydrobromide <OTC>	11	0.23
894	Depakene, Depakote, Valproic acid	1	0.02

Tabulation of OVERALL Drug Other Specifies

Drug Code	Drug Name	Number of Times Mentioned in Other Specifies	% Of All Drugs Specified
896	Catapres, Clonidine	1	0.02
900	Not a drug	3	0.06
1001	Benadryl, Diphenhydramine <OTC>	19	0.40
1002	Dimenhydrinate,Dramamine,sea/motion sickness <OTC>	10	0.21
1011	Lunesta	7	0.15
1013	Ambien CR	1	0.02
2001	Sanoma, Soma, Carisoprodol	41	0.86
2002	Muscle relaxers	15	0.31
2003	Zanies, zannies, zans, zany bars	2	0.04
2004	Bromazepam, Lexillum, Lexomil, Lexotan, Lexotanil	1	0.02
2011	Lexapro	3	0.06
2025	Clobazam	1	0.02
3001	Brown and clear	1	0.02
3004	Black cadillac	1	0.02
3007	Nasal inhalant	1	0.02
3017	Dayquil <OTC>	1	0.02
3023	Adderall	610	12.77
3026	Bupropion, Wellbutrin, Zyban	1	0.02
3030	Red hearts	1	0.02
3037	Effexor	1	0.02
3046	Adrenalin, Epinephrine	3	0.06
3047	Sudafed <OTC>	1	0.02
3052	Speed; otherwise unspecified	20	0.42
3060	Hydroxycut <OTC>	2	0.04
3069	DextroStat	2	0.04
3072	Purple Blast <OTC>	1	0.02
3077	Concerta	29	0.61
3086	Adderall XR	1	0.02
3087	Strattera	2	0.04
3090	Provigil, Modafinil	4	0.08
3094	Dexmethylphenidate, Focalin	10	0.21
3111	LDX, Lisdexamfetamine dimesylate, Vyvanse	80	1.68
3114	Ritalin LA	1	0.02
3116	MCAT, Mephedrone	5	0.10

Tabulation of OVERALL Drug Other Specifies

Drug Code	Drug Name	Number of Times Mentioned in Other Specifies	% Of All Drugs Specified
3119	MDPV, Methylenedioxypropylvalerone	2	0.04
3120	DetoxaTrim <OTC>	1	0.02
3121	Obitol	2	0.04
3122	Armodafinil, Nuvigil	3	0.06
3123	Adrafinil, Olmifon	1	0.02
3124	Focalin XR	1	0.02
4002	Imitrex, Sumatriptan	1	0.02
4007	Happy pills	2	0.04
4031	Cough medicine with Codeine	2	0.04
4037	Kadian, MS Contin	1	0.02
4043	Tramadol	26	0.54
4044	Hydrocodone	37	0.77
4046	Oxycodone or unspecified oxycodone products	95	1.99
4047	Roxicet	12	0.25
4048	Motrin IB <OTC>	1	0.02
4049	Headache power <OTC>	2	0.04
4056	Cataflam, Diclofenac, Voltaren	1	0.02
4060	Ansaid, Flurbiprofen, Majezik	1	0.02
4064	Epidrin	1	0.02
4065	Roxicodone	12	0.25
4067	OxyContin	106	2.22
4082	Analgin, Dipyrone, Metamizol, Metamizole, Prodolin	2	0.04
4091	K4	2	0.04
4092	Pain reliever lotion, rub; not specified	1	0.02
4093	Tylox, Solpadeine	1	0.02
4105	Hydrocodone with APAP; otherwise unspecified	1	0.02
4109	Suboxone	39	0.82
4110	Avinza	1	0.02
4116	Phenergan with codeine, promethazine with codeine	1	0.02
4118	Sufenta, Sufentanil	2	0.04
4119	Buprenorphine, Subutex	6	0.13
4120	Numorphan, Opana, Oxymorphone	51	1.07
4129	Naproxen Sodium 220 mg <OTC>	1	0.02
4137	Nucynta	1	0.02

Tabulation of OVERALL Drug Other Specifies

Drug Code	Drug Name	Number of Times Mentioned in Other Specifies	% Of All Drugs Specified
4140	Opana-ER (extended release)	1	0.02
4141	Alfenta, Alfentanil	1	0.02
4142	Remifentanil	1	0.02
5001	Bleach	1	0.02
5003	Methane	1	0.02
5004	Ink print, paper	1	0.02
5022	Carbon dioxide, CO2, dry ice hits, CO2 tank	1	0.02
5024	Candle, citronella candle	1	0.02
5028	Carburetor cleaner, engine cleaner	1	0.02
5032	Nitrogen	1	0.02
5042	Fuels other than gasoline	1	0.02
5049	Hand sanitizer/cleaner; contents unspecified	7	0.15
5053	Electronics cleaner	2	0.04
5055	PVC	1	0.02
5062	Amazing Elastic Plastic	1	0.02
5069	Febreze	1	0.02
5074	Floor wax stripper	1	0.02
5077	Resistol	2	0.04
5078	Axe body spray	3	0.06
5088	Jungle juice	1	0.02
5091	Germ-X	2	0.04
5098	Axe/Axe deodorant; aerosol unspecified	3	0.06
5126	Rubber rejuvenator	1	0.02
6005	Sassafras tea	2	0.04
6029	DXM	26	0.54
6043	Diviner"s sage, Salvia divinorum	239	5.01
6056	Wet	2	0.04
6060	Ololihqui	2	0.04
6061	5-MeO-DMT	1	0.02
6070	DTP	1	0.02
6074	LSA	14	0.29
6077	San Pedro	2	0.04
6083	CCC, "Triple C," C3 <OTC>	15	0.31
6100	2C-T-7, T7, blue mystic	1	0.02

Tabulation of OVERALL Drug Other Specificies

Drug Code	Drug Name	Number of Times Mentioned in Other Specificies	% Of All Drugs Specified
6102	Absinthe	3	0.06
6103	Ayahuasca, Yahe	7	0.15
6105	Alpha-methyltryptamine, AMT, IT-290, 3-IT	2	0.04
6112	2C-T-2	3	0.06
6114	Molly; not otherwise specified	37	0.77
6115	Foxy	2	0.04
6126	2,5-Dimethoxy-4-iodophenethylamine, 2C-I	42	0.88
6127	Skittles	2	0.04
6134	Anadenanthera colubrina, cohoba, vilca	1	0.02
6135	5-MeO-AMT	1	0.02
6138	2C-E, 2-5-Dimethoxy-4-ethyl-phenethylamine	31	0.65
6139	2c-c, 2-5-Dimethoxy-4-chlorophenethylamine	1	0.02
6168	2,5-Dimethoxy-4-iodoamphetamine, DOI	1	0.02
6169	2,5-dimethoxy-4-chloroamphetamine, DOC	2	0.04
6170	Moonflower/pod; otherwise unspecified	1	0.02
6171	4-acetoxy-N,N-dimethyltryptamine, 4-AcO-DMT	1	0.02
6173	2,5-dimethoxy-4-bromoamphetamine, DOB	3	0.06
6174	Methylone	1	0.02
6180	2C-BCB, TCB-2	1	0.02
6182	2C-P,4-propyl-2,5-dimethoxyphenethylamine	1	0.02
6185	25I-NBOMe, BOM-CI, Cimbi-5, NBOMe-2C-I	8	0.17
6186	3-MeO-2-Oxo-PCE, MXE, Methoxetamine	1	0.02
6187	Mugwort	1	0.02
6189	25C-NBOMe, NBOMe-2C-C	1	0.02
6190	2,5-dimethoxy-4-fluorobenzaldehyde, 2C-F	1	0.02
6191	CI-400, Eticyclidine, PCE	1	0.02
8002	Zantac	5	0.10
8006	Laxative <OTC>	1	0.02
8007	Gabapentin, Neurontin	8	0.17
8008	Antidepressant; type unspecified	1	0.02
8009	Allergy pills/antihistamine; type unspecified	2	0.04
8010	Zyrtec, Cetirizine <OTC>	1	0.02
8011	Herb, flower, plant; type unspecified	2	0.04
8012	Coriciden <OTC>	10	0.21

Tabulation of OVERALL Drug Other Specifies

Drug Code	Drug Name	Number of Times Mentioned in Other Specifies	% Of All Drugs Specified
8024	Asthma inhaler,asthma medication,bronchial dilator	9	0.19
8027	Alavert, Claritin, Loratadine <OTC>	1	0.02
8042	Alka Seltzer <OTC>	1	0.02
8058	Cough medicine/syrup; type unspecified	13	0.27
8067	Testosterone	4	0.08
8083	Testosterone cyprionate	1	0.02
8090	Sustanon, Sostanon	2	0.04
8091	Benzedrex <OTC>	1	0.02
8093	Stacker 2/Stacker 3 <OTC>	1	0.02
8094	Pepto Bismol <OTC>	1	0.02
8097	Tizanidine, Zanaflex	1	0.02
8103	Testosterona 200, Testosterone 300	1	0.02
8110	Over-the-counter drug/pills; type unspecified<OTC>	1	0.02
8113	Test 250, Test 400 <OTC>	1	0.02
8118	Smoking; not otherwise specified	1	0.02
8125	Comtrex <OTC>	1	0.02
8172	Cortisone	1	0.02
8189	Furosemide, Lasix	1	0.02
8198	Handle bars, handlebars	1	0.02
8203	Bar; otherwise unspecified	11	0.23
8206	Delatestryl, Testosterone enanthate	1	0.02
8212	Finaplix Gold, Trenbolone QV75, Trenbolone	2	0.04
8214	Robo, robo tripping	1	0.02
8227	Sativa; otherwise unspecified	4	0.08
8229	ADHD/ADD medication; otherwise unspfd	5	0.10
8232	Rat/rodent poison; contents unspecified	1	0.02
8236	Lyrica, Pregabalin	1	0.02
8247	Abilify, Aripiprazole	1	0.02
8273	Goofballs	1	0.02
8283	Synthetic cannabinoids (eg, K2, Spice, JWH-018)	34	0.71
8293	Lean (Promethazine w/codeine mixed w/Sprite)	1	0.02
8294	Stevia <OTC>	1	0.02
8301	Bath salts, otherwise unspecified	12	0.25
8306	Flu medication, no other information	2	0.04

Tabulation of OVERALL Drug Other Specifies

Drug Code	Drug Name	Number of Times Mentioned in Other Specifies	% Of All Drugs Specified
8307	ExtenZe <OTC>	1	0.02
8309	Mucinex <OTC>	2	0.04
8310	DMAA, Methylhexanamine	2	0.04
8313	Medithane	2	0.04
8314	Cloud 10 Ultra	1	0.02
8315	Synthetic cannabis; otherwise unspecified	3	0.06
8316	Piracetam	1	0.02
8317	Namenda	1	0.02
8318	AM-2201	2	0.04
8320	Abraxane	1	0.02
8321	Botanical Slimming <OTC>	1	0.02
8322	Horny goat weed	1	0.02
8323	Benzathine benzylpenicillin, Penadur	1	0.02
8324	Lamb"s ear	1	0.02
8325	Drostanolone propionate, Masteron	1	0.02
8326	Dalay	2	0.04
8328	Metamine	1	0.02

Tabulation of INHALANT Other Specifies

Drug Code	Drug Name	Number of Times Mentioned in Other Specifies	% Of All INHALANT Drugs Specified
322	Methamphetamine ("ice" or "crank"), Meth	1	0.23
377	Albuterol, Pro-Air, Proventil, Ventolin	4	0.92
420	OTHER Analgesic, NOT OTHERWISE SPECIFIED	1	0.23
434	Vicodin, Lortab, Lorcet, Anexsia, Co-Gesic	1	0.23
501	Gasoline or lighter fluids	5	1.15
502	Spray paints	1	0.23
503	Other aerosol sprays	33	7.59
504	Shoeshine liquid, glue, or toluene	4	0.92
506	Amyl nitrite, "poppers," locker room odorizer, "rush"	3	0.69
507	Halothane, ether, or other anesthetics; chloroform	2	0.46
508	Nitrous oxide, "whippits," dentist gas	8	1.84
509	Correction fluids, degreasers, cleaning fluids	2	0.46
510	OTHER Inhalant, NOT OTHERWISE SPECIFIED	8	1.84
511	Markers, felt-tip pens, ink pens	102	23.45
516	CHC, chlorofluorocarbon, freon, refrigerant	11	2.53
518	Acetone, nail polish remover	14	3.22
519	Helium	18	4.14
524	White-Out	8	1.84
526	Nail polish	14	3.22
528	Whipped-cream can	5	1.15
531	Candy, powdered candy, sugar	4	0.92
540	PAM	1	0.23
548	Cologne, isopropanol vapors, rubbing alcohol	4	0.92
551	Oven cleaner	1	0.23
553	Pixie sticks	2	0.46
560	Diswashing detergent, laundry detergent, soap	2	0.46
582	WD-40	1	0.23
586	Carbon from empty soft drink bottle	1	0.23
590	Canned air, compressed air	7	1.61
592	Computer air duster, computer cleaner, dust-off	111	25.52
594	Starting fluid	1	0.23
599	Potpourri	1	0.23
604	Psilocybin (mushrooms), sclerotia, shrooms	1	0.23
637	Purple haze	2	0.46

Tabulation of INHALANT Other Specifies

Drug Code	Drug Name	Number of Times Mentioned in Other Specifies	% Of All INHALANT Drugs Specified
639	Nutmeg, Mace	1	0.23
803	Marijuana, MarrJane, Mary Jane, MJ, pot, weed	5	1.15
807	Alcohol, beer, ethanol, EtOH, pink champagne	2	0.46
3007	Nasal inhalant	1	0.23
4046	Oxycodone or unspecified oxycodone products	1	0.23
5003	Methane	1	0.23
5004	Ink print, paper	1	0.23
5022	Carbon dioxide, CO2, dry ice hits, CO2 tank	1	0.23
5024	Candle, citronella candle	1	0.23
5028	Carburetor cleaner, engine cleaner	1	0.23
5032	Nitrogen	1	0.23
5042	Fuels other than gasoline	1	0.23
5049	Hand sanitizer/cleaner; contents unspecified	7	1.61
5053	Electronics cleaner	2	0.46
5062	Amazing Elastic Plastic	1	0.23
5069	Febreze	1	0.23
5074	Floor wax stripper	1	0.23
5078	Axe body spray	3	0.69
5088	Jungle juice	1	0.23
5091	Germ-X	2	0.46
5098	Axe/Axe deodorant; aerosol unspecified	3	0.69
5126	Rubber rejuvenator	1	0.23
8024	Asthma inhaler, asthma medication, bronchial dilator	8	1.84
8118	Smoking; not otherwise specified	1	0.23
8227	Sativa; otherwise unspecified	1	0.23
8283	Synthetic cannabinoids (eg, K2, Spice, JWH-018)	2	0.46

Tabulation of HALLUCINOGEN Other Specifies

Drug Code	Drug Name	Number of Times Mentioned in Other Specifies	% Of All HALLUCINOGEN Drugs Specified
116	Methaqualone, Sopor, Quaalude	1	0.09
120	Downers; OTHER Sedative, NOT OTHERWISE SPECIFIED	2	0.17
130	Phenergan, Promethazine	2	0.17
142	Belladonna	4	0.34
171	NyQuil <OTC>	1	0.09
174	Ambien, Stilnox, Zolpidem	3	0.26
201	Valium, Diazepam	3	0.26
209	Xanax, Alprazolam, Tafil, Xanax bars	7	0.60
322	Methamphetamine ("ice" or "crank"), Meth	12	1.02
355	Crystal meth, crystal methamphetamine	2	0.17
377	Albuterol, Pro-Air, Proventil, Ventolin	1	0.09
415	Codeine	3	0.26
417	Morphine, Roxanol	2	0.17
418	Methadone, Dolophine	2	0.17
434	Vicodin, Lortab, Lorcet, Anexsia, Co-Gesic	2	0.17
435	Tylenol, Tylenol Extra-Strength <OTC>	1	0.09
501	Gasoline or lighter fluids	7	0.60
502	Spray paints	2	0.17
503	Other aerosol sprays	3	0.26
504	Shoeshine liquid, glue, or toluene	6	0.51
505	Lacquer thinner or other paint solvents	1	0.09
506	Amyl nitrite, "poppers," "locker room odorizer," "rush"	1	0.09
507	Halothane, ether, or other anesthetics; chloroform	4	0.34
508	Nitrous oxide, "whippits," dentist gas	11	0.94
510	OTHER Inhalant, NOT OTHERWISE SPECIFIED	2	0.17
511	Markers, felt-tip pens, ink pens	3	0.26
512	Incense	5	0.43
516	CHC, chlorofluorocarbon, freon, refrigerant	3	0.26
519	Helium	1	0.09
520	Old paint, paint	5	0.43
526	Nail polish	1	0.09
531	Candy, powdered candy, sugar	1	0.09
548	Cologne, isopropanol vapors, rubbing alcohol	1	0.09
566	Smoked tea from Lipton tea bag	2	0.17

Tabulation of HALLUCINOGEN Other Specifies

Drug Code	Drug Name	Number of Times Mentioned in Other Specifies	% Of All HALLUCINOGEN Drugs Specified
592	Computer air duster, computer cleaner, dust-off	10	0.85
599	Potpourri	2	0.17
601	LSD ("acid")	44	3.75
602	Peyote	2	0.17
603	Mescaline	6	0.51
604	Psilocybin (mushrooms), sclerotia, shrooms	50	4.27
605	PCP ("angel dust," phencyclidine)	4	0.34
606	"Ecstasy" (MDMA), X-TC, "X"	11	0.94
607	OTHER Hallucinogen, NOT OTHERWISE SPECIFIED	49	4.18
609	Jimson weed	1	0.09
612	Happy stick, sherm, sherman, shermstick	2	0.17
614	MDA, Methylenedioxy amphetamine	19	1.62
616	DET, Dimethyltryptamine, DMT	137	11.69
617	Morning glory seeds, morning glory tendrils, ricea	10	0.85
622	Microdot(s), green microdot, purple microdot	4	0.34
625	Window, window pane, 4-way pane, 4-way	1	0.09
627	Hawaiian wood rose, Hawaiian Woodrow seeds	4	0.34
636	DOM, STP	2	0.17
650	Datura stramonium, daytura, thorn apple	3	0.26
652	ALD-52	1	0.09
654	Eve	1	0.09
658	Special K, Ketamine	37	3.16
663	Animal tranquilizer, horse tranquilizer	1	0.09
679	Hell bells	3	0.26
695	Angel"s trumpet	1	0.09
698	2C-B, Bromo mescaline, Nexus	35	2.99
703	Opium	8	0.68
801	OTHER Drugs, NOT OTHERWISE SPECIFIED	2	0.17
802	THC, cannabinal, marinol, tetrahydrocannabinol	3	0.26
803	Marijuana, MarrJane, Mary Jane, MJ, pot, weed	7	0.60
805	Cocaine, coca, cocaina, coke, perico	1	0.09
806	Crack, rock	1	0.09
809	Pills	1	0.09
829	Robitussin DM <OTC>	10	0.85

Tabulation of HALLUCINOGEN Other Specifies

Drug Code	Drug Name	Number of Times Mentioned in Other Specifies	% Of All HALLUCINOGEN Drugs Specified
843	Cold medicine, cold tablets <OTC>	4	0.34
847	GHB, NSC, gamma hydroxybutyrate	5	0.43
852	Formaldehyde, wak, whack (embalming fluid)	1	0.09
857	Wicki stick	1	0.09
883	Dextromethorphan hydrobromide <OTC>	11	0.94
1001	Benadryl, Diphenhydramine <OTC>	5	0.43
1002	Dimenhydrinate, Dramamine, sea/motion sickness <OTC>	10	0.85
2002	Muscle relaxers	1	0.09
3023	Adderall	2	0.17
3026	Bupropion, Wellbutrin, Zyban	1	0.09
3052	Speed; otherwise unspecified	8	0.68
3116	MCAT, Mephedrone	2	0.17
3119	MDPV, Methylenedioxypropylvalerone	1	0.09
4007	Happy pills	1	0.09
4044	Hydrocodone	1	0.09
4067	OxyContin	1	0.09
5055	PVC	1	0.09
5077	Resistol	2	0.17
6005	Sassafras tea	2	0.17
6029	DXM	26	2.22
6043	Diviner"s sage, Salvia divinorum	239	20.39
6056	Wet	2	0.17
6060	Ololiuhqui	2	0.17
6061	5-MeO-DMT	1	0.09
6070	DTP	1	0.09
6074	LSA	14	1.19
6077	San Pedro	2	0.17
6083	CCC, "Triple C," C3 <OTC>	11	0.94
6100	2C-T-7, T7, blue mystic	1	0.09
6102	Absinthe	3	0.26
6103	Ayahuasca, Yahe	7	0.60
6105	Alpha-methyltryptamine, AMT, IT-290, 3-IT	2	0.17
6112	2C-T-2	3	0.26
6114	Molly; not otherwise specified	34	2.90

Tabulation of HALLUCINOGEN Other Specifies

Drug Code	Drug Name	Number of Times Mentioned in Other Specifies	% Of All HALLUCINOGEN Drugs Specified
6115	Foxy	2	0.17
6126	2,5-Dimethoxy-4-iodophenethylamine, 2C-I	41	3.50
6127	Skittles	2	0.17
6134	Anadenanthera colubrina, cohoba, vilca	1	0.09
6135	5-MeO-AMT	1	0.09
6138	2C-E, 2-5-Dimethoxy-4-ethyl-phenethylamine	30	2.56
6139	2c-c, 2-5-Dimethoxy-4-chlorophenethylamine	1	0.09
6168	2,5-Dimethoxy-4-iodoamphetamine, DOI	1	0.09
6169	2,5-dimethoxy-4-chloroamphetamine, DOC	2	0.17
6170	Moonflower/pod; otherwise unspecified	1	0.09
6171	4-acetoxy-N,N-dimethyltryptamine, 4-AcO-DMT	1	0.09
6173	2,5-dimethoxy-4-bromoamphetamine, DOB	2	0.17
6174	Methylone	1	0.09
6180	2C-BCB, TCB-2	1	0.09
6182	2C-P,4-propyl-2,5-dimethoxyphenethylamine	1	0.09
6185	25I-NBOMe, BOM-CI, Cimbi-5, NBOMe-2C-I	8	0.68
6186	3-MeO-2-Oxo-PCE, MXE, Methoxetamine	1	0.09
6187	Mugwort	1	0.09
6189	25C-NBOMe, NBOMe-2C-C	1	0.09
6190	2,5-dimethoxy-4-fluorobenzaldehyde, 2C-F	1	0.09
6191	CI-400, Eticyclidine, PCE	1	0.09
8007	Gabapentin, Neurontin	1	0.09
8008	Antidepressant; type unspecified	1	0.09
8011	Herb, flower, plant; type unspecified	2	0.17
8012	Coriciden <OTC>	7	0.60
8024	Asthma inhaler, asthma medication, bronchial dilator	1	0.09
8058	Cough medicine/syrup; type unspecified	11	0.94
8110	Over-the-counter drug/pills; type unspecified<OTC>	1	0.09
8203	Bar; otherwise unspecified	2	0.17
8214	Robo, robo tripping	1	0.09
8227	Sativa; otherwise unspecified	3	0.26
8232	Rat/rodent poison; contents unspecified	1	0.09
8273	Goofballs	1	0.09
8283	Synthetic cannabinoids (eg, K2, Spice, JWH-018)	31	2.65

Tabulation of HALLUCINOGEN Other Specifies

Drug Code	Drug Name	Number of Times Mentioned in Other Specifies	% Of All HALLUCINOGEN Drugs Specified
8293	Lean (Promethazine w/codeine mixed w/Sprite)	1	0.09
8294	Stevia <OTC>	1	0.09
8301	Bath salts, otherwise unspecified	8	0.68
8309	Mucinex <OTC>	1	0.09
8310	DMAA, Methylhexanamine	1	0.09
8314	Cloud 10 Ultra	1	0.09
8315	Synthetic cannabis; otherwise unspecified	3	0.26
8318	AM-2201	2	0.17
8324	Lamb"s ear	1	0.09
8328	Metamine	1	0.09

Tabulation of PAIN RELIEVER Other Specifies

Drug Code	Drug Name	Number of Times Mentioned in Other Specifies	% Of All PAIN RELIEVER Drugs Specified
105	Placidyl, Ethchlorvynol	1	0.08
110	Tuinal	2	0.15
116	Methaqualone, Sopor, Quaalude	10	0.76
129	Reds	2	0.15
130	Phenergan, Promethazine	3	0.23
137	7-14	1	0.08
171	NyQuil <OTC>	2	0.15
174	Ambien, Stilnox, Zolpidem	7	0.53
176	Melatonin <OTC>	2	0.15
178	Quetiapine, Seroquel	4	0.30
180	Tylenol P.M. <OTC>	2	0.15
189	Sonata, Zaleplon	1	0.08
191	Blues	2	0.15
197	Topamax, Topiramate	2	0.15
201	Valium, Diazepam	66	5.00
207	Ativan, Lorazepam, Orfidal	3	0.23
209	Xanax, Alprazolam, Tafil, Xanax bars	127	9.62
223	Carbacot, Marbaxin, Methocarbamol, Robaxin	2	0.15
225	Desyrel, Trazodone hydrochloride	5	0.38
234	Flexeril, Cyclobenzaprine	27	2.05
240	Lithium carbonate, Lithonate	2	0.15
241	Prozac, Fluoxetine	1	0.08
246	Clonazepam, Diocam, Klonopin, Rivotril	32	2.42
271	Sertraline hydrochloride, Zoloft	2	0.15
283	Paroxetine, Paxil	1	0.08
288	Baclofen	1	0.08
290	Metaxalone, Skelaxin	2	0.15
291	Celexa, Citalopram	1	0.08
313	Acxion, Adipex-P, Fastin, Phentermine	1	0.08
318	Ritalin, Methylphenidate	7	0.53
336	Diet pills/medications/drugs; otherwise unspfd	1	0.08
401	Darvon	1	0.08
403	SK-65	1	0.08
407	Demerol, Meperidine	3	0.23

Tabulation of PAIN RELIEVER Other Specifies

Drug Code	Drug Name	Number of Times Mentioned in Other Specifies	% Of All PAIN RELIEVER Drugs Specified
408	Dilaudid, Hydromorphone	11	0.83
409	Tylenol with Codeine, Tylenol 3, Tylenol 4	9	0.68
411	Talwin	2	0.15
415	Codeine	15	1.14
417	Morphine, Roxanol	14	1.06
418	Methadone, Dolophine	9	0.68
420	OTHER Analgesic, NOT OTHERWISE SPECIFIED	29	2.20
422	Motrin	24	1.82
423	Percocet	45	3.41
425	Advil <OTC>	74	5.61
426	Fiorinal	1	0.08
427	Darvocet, Davocet-N	3	0.23
430	Aspirin, Ecotrin, Empirin <OTC>	17	1.29
431	Tylox	2	0.15
434	Vicodin, Lortab, Lorcet, Anexsia, Co-Gesic	84	6.36
435	Tylenol, Tylenol Extra-Strength <OTC>	61	4.62
438	Anaprox, Naprosyn, Naproxen, Naxen	20	1.52
439	222, Canadian 222	1	0.08
442	Ibuprofen	94	7.12
450	Acetaminophen, incl. non-Tylenol brands <OTC>	5	0.38
458	Finalin, Mepergan, Mepergan Fortis, Meprozone	1	0.08
465	Actiq, Fentanyl, Duragesic, Sublimaze	28	2.12
466	Midol <OTC>	10	0.76
468	Excedrin <OTC>	8	0.61
472	Indocin, Indomethacin	1	0.08
477	Melumbrina, Neo-Melumbrina	1	0.08
481	Acular, Dolac, Ketorolac tromethamine, Toradol	2	0.15
496	Ultram	1	0.08
499	Aleve <OTC>	12	0.91
606	"Ecstasy" (MDMA), X-TC, "X"	1	0.08
607	OTHER Hallucinogen, NOT OTHERWISE SPECIFIED	2	0.15
673	Orange	1	0.08
701	OTHER Opiates, NOT OTHERWISE SPECIFIED	1	0.08
703	Opium	1	0.08

Tabulation of PAIN RELIEVER Other Specifies

Drug Code	Drug Name	Number of Times Mentioned in Other Specifies	% Of All PAIN RELIEVER Drugs Specified
801	OTHER Drugs, NOT OTHERWISE SPECIFIED	2	0.15
802	THC, cannabinal, marinol, tetrahydrocannabinol	1	0.08
803	Marijuana, MarrJane, Mary Jane, MJ, pot, weed	1	0.08
820	Penicillin	2	0.15
821	Amoxicillin, Ampicillin, Pentrexly	3	0.23
829	Robitussin DM <OTC>	1	0.08
843	Cold medicine, cold tablets <OTC>	1	0.08
865	Diuretics, water pills	1	0.08
900	Not a drug	1	0.08
1001	Benadryl, Diphenhydramine <OTC>	5	0.38
2001	Sanoma, Soma, Carisoprodol	26	1.97
2002	Muscle relaxers	9	0.68
2003	Zanies, zannies, zans, zany bars	2	0.15
2011	Lexapro	1	0.08
2025	Clobazam	1	0.08
3023	Adderall	37	2.80
3047	Sudafed <OTC>	1	0.08
3094	Dexmethylphenidate, Focalin	1	0.08
3111	LDX, Lisdexamfetamine dimesylate, Vyvanse	3	0.23
3120	DetoxaTrim <OTC>	1	0.08
4002	Imitrex, Sumatriptan	1	0.08
4031	Cough medicine with Codeine	2	0.15
4043	Tramadol	21	1.59
4044	Hydrocodone	35	2.65
4046	Oxycodone or unspecified oxycodone products	66	5.00
4047	Roxicet	12	0.91
4048	Motrin IB <OTC>	1	0.08
4049	Headache power <OTC>	2	0.15
4056	Cataflam, Diclofenac, Voltaren	1	0.08
4060	Ansaid, Flurbiprofen, Majezik	1	0.08
4065	Roxicodone	9	0.68
4067	OxyContin	33	2.50
4082	Analgin, Dipyrone, Metamizol, Metamizole, Prodolin	2	0.15
4091	K4	2	0.15

Tabulation of PAIN RELIEVER Other Specifies

Drug Code	Drug Name	Number of Times Mentioned in Other Specifies	% Of All PAIN RELIEVER Drugs Specified
4092	Pain reliever lotion, rub; not specified	1	0.08
4093	Tylox, Solpadeine	1	0.08
4105	Hydrocodone with APAP; otherwise unspecified	1	0.08
4109	Suboxone	25	1.89
4110	Avinza	1	0.08
4118	Sufenta, Sufentanil	1	0.08
4119	Buprenorphine, Subutex	4	0.30
4120	Numorphan, Opana, Oxymorphone	43	3.26
4129	Naproxen Sodium 220 mg <OTC>	1	0.08
4137	Nucynta	1	0.08
4140	Opana-ER (extended release)	1	0.08
4141	Alfenta, Alfentanil	1	0.08
6083	CCC, "Triple C," C3 <OTC>	2	0.15
6114	Molly; not otherwise specified	1	0.08
8002	Zantac	4	0.30
8007	Gabapentin, Neurontin	4	0.30
8009	Allergy pills/antihistamine; type unspecified	1	0.08
8010	Zyrtec, Cetirizine <OTC>	1	0.08
8012	Coriciden <OTC>	3	0.23
8027	Alavert, Claritin, Loratadine <OTC>	1	0.08
8042	Alka Seltzer <OTC>	1	0.08
8094	Pepto Bismol <OTC>	1	0.08
8125	Comtrex <OTC>	1	0.08
8203	Bar; otherwise unspecified	7	0.53
8229	ADHD/ADD medication; otherwise unspfd	1	0.08
8306	Flu medication, no other information	2	0.15
8313	Medithane	2	0.15
8320	Abraxane	1	0.08
8323	Benzathine benzylpenicillin, Penadur	1	0.08

Tabulation of STIMULANT Other Specifies

Drug Code	Drug Name	Number of Times Mentioned in Other Specifies	% Of All STIMULANT Drugs Specified
116	Methaqualone, Sopor, Quaalude	1	0.12
124	Yellow jackets	1	0.12
207	Ativan, Lorazepam, Orfidal	1	0.12
301	Dexedrine	4	0.49
303	Eskatrol	1	0.12
305	Biphetamine	1	0.12
306	Desoxyn	2	0.24
307	Tenuate, Diethylpropion	1	0.12
309	Benzphetamine. Didrex	1	0.12
313	Acxion, Adipex-P, Fastin, Phentermine	3	0.36
316	Sanorex	1	0.12
317	Mazanor	1	0.12
318	Ritalin, Methylphenidate	4	0.49
319	Cylert	1	0.12
322	Methamphetamine ("ice" or "crank"), Meth	6	0.73
324	Uppers; OTHER Stimulant, NOT OTHERWISE SPECIFIED	11	1.33
325	USED STIMULANT, DON'T KNOW NAME	1	0.12
326	White cross	8	0.97
327	Black beauties, black beauty	5	0.61
328	Pink hearts	2	0.24
329	Bird"s eggs, robin"s eggs, speckled eggs	1	0.12
331	Blancs, whites	2	0.24
332	Ephedrine	4	0.49
334	Crossroads, cross tops	3	0.36
336	Diet pills/medications/drugs; otherwise unspfd	4	0.49
339	Amphetamines	4	0.49
345	Black molly	4	0.49
353	No-Doz <OTC>	2	0.24
374	Christmas tree(s)	2	0.24
415	Codeine	1	0.12
430	Aspirin, Ecotrin, Empirin <OTC>	1	0.12
434	Vicodin, Lortab, Lorcet, Anexsia, Co-Gesic	1	0.12
435	Tylenol, Tylenol Extra-Strength <OTC>	1	0.12
442	Ibuprofen	1	0.12

Tabulation of STIMULANT Other Specifies

Drug Code	Drug Name	Number of Times Mentioned in Other Specifies	% Of All STIMULANT Drugs Specified
531	Candy, powdered candy, sugar	1	0.12
629	Rocket Fuel	1	0.12
650	Datura stramonium, daytura, thorn apple	1	0.12
805	Cocaine, coca, cocaina, coke, perico	1	0.12
814	Caffeine <OTC>	1	0.12
3001	Brown and clear	1	0.12
3004	Black cadillac	1	0.12
3023	Adderall	564	68.45
3030	Red hearts	1	0.12
3046	Adrenalin, Epinephrine	2	0.24
3052	Speed; otherwise unspecified	8	0.97
3060	Hydroxycut <OTC>	1	0.12
3069	DextroStat	2	0.24
3072	Purple Blast <OTC>	1	0.12
3077	Concerta	29	3.52
3086	Adderall XR	1	0.12
3087	Strattera	2	0.24
3090	Provigil, Modafinil	4	0.49
3094	Dexmethylphenidate, Focalin	9	1.09
3111	LDX, Lisdexamfetamine dimesylate, Vyvanse	76	9.22
3114	Ritalin LA	1	0.12
3116	MCAT, Mephedrone	3	0.36
3119	MDPV, Methylenedioxypropylvalerone	1	0.12
3121	Obitol	1	0.12
3122	Armodafinil, Nuvigil	3	0.36
3123	Adrafinil, Olmifon	1	0.12
3124	Focalin XR	1	0.12
4007	Happy pills	1	0.12
4064	Epidrin	1	0.12
4116	Phenergan with codeine, promethazine with codeine	1	0.12
6114	Molly; not otherwise specified	1	0.12
6138	2C-E, 2-5-Dimethoxy-4-ethyl-phenethylamine	1	0.12
8006	Laxative <OTC>	1	0.12
8091	Benzedrex <OTC>	1	0.12

Tabulation of STIMULANT Other Specifies

Drug Code	Drug Name	Number of Times Mentioned in Other Specifies	% Of All STIMULANT Drugs Specified
8093	Stacker 2/Stacker 3 <OTC>	1	0.12
8113	Test 250, Test 400 <OTC>	1	0.12
8229	ADHD/ADD medication; otherwise unspfd	4	0.49
8301	Bath salts, otherwise unspecified	1	0.12
8307	ExtenZe <OTC>	1	0.12
8310	DMAA, Methylhexanamine	1	0.12
8316	Piracetam	1	0.12
8321	Botanical Slimming <OTC>	1	0.12
8322	Horny goat weed	1	0.12

Tabulation of SEDATIVE Other Specificies

Drug Code	Drug Name	Number of Times Mentioned in Other Specificies	% Of All SEDATIVE Drugs Specified
103	Amytal	1	0.45
111	Dalmane, Flurazepam	1	0.45
112	Restoril, Temazepam	1	0.45
113	Halcion, Triazolam	2	0.90
115	Phenobarbital	1	0.45
116	Methaqualone, Sopor, Quaalude	3	1.35
120	Downers; OTHER Sedative, NOT OTHERWISE SPECIFIED	3	1.35
121	USED SEDATIVE, DON'T KNOW NAME	1	0.45
126	Sominex <OTC>	1	0.45
137	7-14	1	0.45
138	Mandrax, Mandrix [see also 116]	1	0.45
145	Red devil(s)	1	0.45
171	NyQuil <OTC>	3	1.35
174	Ambien, Stilnox, Zolpidem	88	39.64
176	Melatonin <OTC>	5	2.25
178	Quetiapine, Seroquel	18	8.11
180	Tylenol P.M. <OTC>	3	1.35
189	Sonata, Zaleplon	4	1.80
201	Valium, Diazepam	3	1.35
206	Tranxene, Clorazepate, Tranxilium	1	0.45
207	Ativan, Lorazepam, Orfidal	1	0.45
209	Xanax, Alprazolam, Tafil, Xanax bars	6	2.70
225	Desyrel, Trazodone hydrochloride	19	8.56
228	Amitriptyline, Elavil	1	0.45
234	Flexeril, Cyclobenzaprine	1	0.45
237	Dormicum, Hypnovel, Midazolam, Versed	1	0.45
246	Clonazepam, Diocam, Klonopin, Rivotril	4	1.80
278	Benzodiazepines	2	0.90
282	Clozapine, Clozaril	1	0.45
283	Paroxetine, Paxil	1	0.45
289	Olanzapine, Zyprexa	1	0.45
353	No-Doz <OTC>	1	0.45
415	Codeine	1	0.45
417	Morphine, Roxanol	2	0.90

Tabulation of SEDATIVE Other Specifies

Drug Code	Drug Name	Number of Times Mentioned in Other Specifies	% Of All SEDATIVE Drugs Specified
423	Percocet	2	0.90
434	Vicodin, Lortab, Lorcet, Anexsia, Co-Gesic	2	0.90
435	Tylenol, Tylenol Extra-Strength <OTC>	6	2.70
499	Aleve <OTC>	1	0.45
658	Special K, Ketamine	3	1.35
803	Marijuana, MarrJane, Mary Jane, MJ, pot, weed	1	0.45
1001	Benadryl, Diphenhydramine <OTC>	7	3.15
1011	Lunesta	7	3.15
1013	Ambien CR	1	0.45
2001	Sanoma, Soma, Carisoprodol	1	0.45
2002	Muscle relaxers	1	0.45
3052	Speed; otherwise unspecified	1	0.45
3060	Hydroxycut <OTC>	1	0.45
4046	Oxycodone or unspecified oxycodone products	1	0.45
6083	CCC, "Triple C," C3 <OTC>	1	0.45
8002	Zantac	1	0.45
8007	Gabapentin, Neurontin	1	0.45

Tabulation of SPECIAL DRUGS Other Specifies

Drug Code	Drug Name	Number of Times Mentioned in Other Specifies	% Of All SPECIAL DRUGS Drugs Specified
109	Seconal	2	0.46
110	Tuinal	1	0.23
111	Dalmane, Flurazepam	1	0.23
115	Phenobarbital	1	0.23
116	Methaqualone, Sopor, Quaalude	1	0.23
157	Barbiturates	1	0.23
174	Ambien, Stilnox, Zolpidem	2	0.46
176	Melatonin <OTC>	1	0.23
201	Valium, Diazepam	6	1.39
207	Ativan, Lorazepam, Orfidal	2	0.46
209	Xanax, Alprazolam, Tafil, Xanax bars	10	2.31
234	Flexeril, Cyclobenzaprine	1	0.23
246	Clonazepam, Diocam, Klonopin, Rivotril	5	1.15
304	Benzedrine	1	0.23
311	Preludin	1	0.23
318	Ritalin, Methylphenidate	4	0.92
322	Methamphetamine ("ice" or "crank"), Meth	23	5.31
348	Crystal	3	0.69
407	Demerol, Meperidine	5	1.15
408	Dilaudid, Hydromorphone	41	9.47
411	Talwin	1	0.23
415	Codeine	3	0.69
417	Morphine, Roxanol	40	9.24
418	Methadone, Dolophine	5	1.15
420	OTHER Analgesic, NOT OTHERWISE SPECIFIED	1	0.23
423	Percocet	11	2.54
434	Vicodin, Lortab, Lorcet, Anexsia, Co-Gesic	2	0.46
457	T"s and blues, tee"s and b"s, tops and bottoms	1	0.23
458	Finalin, Mepergan, Mepergan Fortis, Meprozone	1	0.23
465	Actiq, Fentanyl, Duragesic, Sublimaze	4	0.92
601	LSD ("acid")	3	0.69
604	Psilocybin (mushrooms), sclerotia, shrooms	1	0.23
605	PCP ("angel dust," phencyclidine)	1	0.23
606	"Ecstasy" (MDMA), X-TC, "X"	3	0.69

Tabulation of SPECIAL DRUGS Other Specifies

Drug Code	Drug Name	Number of Times Mentioned in Other Specifies	% Of All SPECIAL DRUGS Drugs Specified
658	Special K, Ketamine	3	0.69
701	OTHER Opiates, NOT OTHERWISE SPECIFIED	1	0.23
702	Heroin	39	9.01
801	OTHER Drugs, NOT OTHERWISE SPECIFIED	6	1.39
803	Marijuana, MarrJane, Mary Jane, MJ, pot, weed	2	0.46
805	Cocaine, coca, cocaina, coke, perico	21	4.85
806	Crack, rock	7	1.62
807	Alcohol, beer, ethanol, EtOH, pink champagne	2	0.46
824	Steroids	14	3.23
848	Liquid vitamin, vitamin pills <OTC>	1	0.23
1001	Benadryl, Diphenhydramine <OTC>	1	0.23
3023	Adderall	3	0.69
3046	Adrenalin, Epinephrine	1	0.23
3052	Speed; otherwise unspecified	2	0.46
3121	Obitol	1	0.23
4037	Kadian, MS Contin	1	0.23
4043	Tramadol	2	0.46
4046	Oxycodone or unspecified oxycodone products	24	5.54
4065	Roxicodone	3	0.69
4067	OxyContin	70	16.17
4109	Suboxone	12	2.77
4118	Sufenta, Sufentanil	1	0.23
4119	Buprenorphine, Subutex	1	0.23
4120	Numorphan, Opana, Oxymorphone	6	1.39
4142	Remifentanil	1	0.23
5001	Bleach	1	0.23
6114	Molly; not otherwise specified	1	0.23
8058	Cough medicine/syrup; type unspecified	1	0.23
8067	Testosterone	4	0.92
8083	Testosterone cypronate	1	0.23
8090	Sustanon, Sostanon	2	0.46
8103	Testosterona 200, Testosterone 300	1	0.23
8172	Cortisone	1	0.23
8189	Furosemide, Lasix	1	0.23

Tabulation of SPECIAL DRUGS Other Specifies

Drug Code	Drug Name	Number of Times Mentioned in Other Specifies	% Of All SPECIAL DRUGS Specified
8206	Delatestryl, Testosterone enanthate	1	0.23
8212	Finaplix Gold, Trembolona QV75, Trenbolone	2	0.46
8301	Bath salts, otherwise unspecified	2	0.46
8325	Drostanolone propionate, Masteron	1	0.23

Tabulation of TRANQUILIZER Other Specifies

Drug Code	Drug Name	Number of Times Mentioned in Other Specifies	% Of All TRANQUILIZER Drugs Specified
109	Seconal	5	2.72
110	Tuinal	1	0.54
112	Restoril, Temazepam	2	1.09
113	Halcion, Triazolam	2	1.09
115	Phenobarbital	2	1.09
116	Methaqualone, Sopor, Quaalude	10	5.43
117	Chloral hydrate, Noctec	1	0.54
118	Pentobarbital, Pentothal, Sodium pentothal	1	0.54
124	Yellow jackets	1	0.54
171	NyQuil <OTC>	1	0.54
174	Ambien, Stilnox, Zolpidem	5	2.72
178	Quetiapine, Seroquel	9	4.89
201	Valium, Diazepam	7	3.80
207	Ativan, Lorazepam, Orfidal	3	1.63
209	Xanax, Alprazolam, Tafil, Xanax bars	23	12.50
211	BuSpar, Buspirone	1	0.54
215	Vistaril	1	0.54
221	OTHER Tranquilizer, NOT OTHERWISE SPECIFIED	6	3.26
223	Carbacot, Marbaxin, Methocarbamol, Robaxin	1	0.54
225	Desyrel, Trazodone hydrochloride	1	0.54
228	Amitriptyline, Elavil	2	1.09
234	Flexeril, Cyclobenzaprine	6	3.26
241	Prozac, Fluoxetine	1	0.54
245	Tryptophan	1	0.54
246	Clonazepam, Diocam, Klonopin, Rivotril	4	2.17
271	Sertraline hydrochloride, Zoloft	1	0.54
288	Baclofen	1	0.54
290	Metaxalone, Skelaxin	1	0.54
411	Talwin	1	0.54
415	Codeine	1	0.54
417	Morphine, Roxanol	1	0.54
418	Methadone, Dolophine	1	0.54
427	Darvocet, Davocet-N	1	0.54
434	Vicodin, Lortab, Lorcet, Anexsia, Co-Gesic	2	1.09

Tabulation of TRANQUILIZER Other Specifies

Drug Code	Drug Name	Number of Times Mentioned in Other Specifies	% Of All TRANQUILIZER Drugs Specified
435	Tylenol, Tylenol Extra-Strength <OTC>	3	1.63
442	Ibuprofen	1	0.54
477	Melumbrina, Neo-Melumbrina	1	0.54
658	Special K, Ketamine	24	13.04
896	Catapres, Clonidine	1	0.54
1001	Benadryl, Diphenhydramine <OTC>	1	0.54
2001	Sanoma, Soma, Carisoprodol	14	7.61
2002	Muscle relaxers	4	2.17
2004	Bromazepam, Lexillum, Lexomil, Lexotan, Lexotanil	1	0.54
2011	Lexapro	2	1.09
3017	Dayquil <OTC>	1	0.54
3023	Adderall	3	1.63
3037	Effexor	1	0.54
3111	LDX, Lisdexamfetamine dimesylate, Vyvanse	1	0.54
4043	Tramadol	3	1.63
4044	Hydrocodone	1	0.54
4109	Suboxone	1	0.54
4120	Numorphan, Opana, Oxymorphone	2	1.09
8007	Gabapentin, Neurontin	2	1.09
8009	Allergy pills/antihistamine; type unspecified	1	0.54
8097	Tizanidine, Zanaflex	1	0.54
8198	Handle bars, handlebars	1	0.54
8203	Bar; otherwise unspecified	1	0.54
8236	Lyrica, Pregabalin	1	0.54
8247	Abilify, Aripiprazole	1	0.54
8309	Mucinex <OTC>	1	0.54
8317	Namenda	1	0.54
8326	Dalay	2	1.09

Tabulation of TREATMENT Other Specifies

Drug Code	Drug Name	Number of Times Mentioned in Other Specifies	% Of All TREATMENT Drugs Specified
122	Over-the-counter sleep aid; not specified <OTC>	1	0.54
240	Lithium carbonate, Lithonate	1	0.54
246	Clonazepam, Diocam, Klonopin, Rivotril	1	0.54
322	Methamphetamine ("ice" or "crank"), Meth	32	17.30
324	Uppers; OTHER Stimulant, NOT OTHERWISE SPECIFIED	1	0.54
355	Crystal meth, crystal methamphetamine	1	0.54
408	Dilaudid, Hydromorphone	1	0.54
415	Codeine	1	0.54
420	OTHER Analgesic, NOT OTHERWISE SPECIFIED	3	1.62
423	Percocet	3	1.62
434	Vicodin, Lortab, Lorcet, Anexsia, Co-Gesic	5	2.70
435	Tylenol, Tylenol Extra-Strength <OTC>	1	0.54
503	Other aerosol sprays	1	0.54
601	LSD ("acid")	2	1.08
603	Mescaline	1	0.54
604	Psilocybin (mushrooms), sclerotia, shrooms	1	0.54
605	PCP ("angel dust," phencyclidine)	3	1.62
606	"Ecstasy" (MDMA), X-TC, "X"	5	2.70
616	DET, Dimethyltryptamine, DMT	1	0.54
702	Heroin	5	2.70
801	OTHER Drugs, NOT OTHERWISE SPECIFIED	22	11.89
803	Marijuana, MarrJane, Mary Jane, MJ, pot, weed	38	20.54
805	Cocaine, coca, cocaina, coke, perico	8	4.32
806	Crack, rock	5	2.70
807	Alcohol, beer, ethanol, EtOH, pink champagne	19	10.27
809	Pills	1	0.54
813	Cigarettes, tobacco (type unspecified)	2	1.08
844	Blood pressure medication	1	0.54
894	Depakene, Depakote, Valproic acid	1	0.54
900	Not a drug	2	1.08
3023	Adderall	1	0.54
3052	Speed; otherwise unspecified	1	0.54
4046	Oxycodone or unspecified oxycodone products	3	1.62
4067	OxyContin	2	1.08

Tabulation of TREATMENT Other Specifies

Drug Code	Drug Name	Number of Times Mentioned in Other Specifies	% Of All TREATMENT Drugs Specified
4109	Suboxone	1	0.54
4119	Buprenorphine, Subutex	1	0.54
6083	CCC, "Triple C," C3 <OTC>	1	0.54
6126	2,5-Dimethoxy-4-iodophenethylamine, 2C-I	1	0.54
6173	2,5-dimethoxy-4-bromoamphetamine, DOB	1	0.54
8058	Cough medicine/syrup; type unspecified	1	0.54
8203	Bar; otherwise unspecified	1	0.54
8283	Synthetic cannabinoids (eg, K2, Spice, JWH-018)	1	0.54
8301	Bath salts, otherwise unspecified	1	0.54

APPENDIX C

Tobacco Brand Codes for Open-Ended Questions

The final tobacco brand codes were created from listings of brands that appeared on the computer screen(s) corresponding to that particular type of tobacco, or from answers that respondents specified, if they indicated use of "a brand not on this list." For each tobacco product (cigarettes, chewing tobacco, snuff, and cigars), the available responses in the contiguous order of appearance on the screen (based on the 1999 through 2004 CAI instruments) were used to initially create each tobacco product group. Although the tobacco brands that appeared on the screens for respondents changed beginning in 2005 for cigarettes, snuff, and cigars, the editing and coding procedures in this survey year continued to use existing codes that had been developed prior to 2005. For example, American Spirit cigarettes became the first brand on the screen for question CG11 in 2005 ("The next questions are about the brand of cigarettes you smoke -- the brand is the name that is on the pack. During the past 30 days, what brand of cigarettes did you smoke most often?"). For consistency with prior years, however, mention of American Spirit cigarettes continues to retain a code of 161, even though CG11=1 (with this answer verified in question CG13) would indicate that the respondent smoked American Spirit cigarettes most often in the past 30 days.

Tobacco brand codes 100-199 and 1000-1999 represent cigarette brands, codes 200-299 and 2000-2999 represent chewing tobacco brands, codes 300-399 and 3000-3999 represent snuff brands, and codes 400-499 and 4000-4999 represent cigar brands. Additional codes were added to each group list as needed. Miscellaneous tobacco and non-tobacco groups are represented by the 500-599, 600-699, 700-799, and 800-899 series.

For tobacco brands that respondents could choose from a list, no distinction was made in the coding between situations where respondents chose that particular brand from the list, and those where respondents reported use of "a brand not on this list" and then specified use of that brand. In addition, there was no distinction between particulars such as menthol, light, or full-flavor varieties in the coding. In addition, the coding took into account situations where respondents might specify a brand that corresponded to a different type of tobacco. For example, if a snuff brand was specified as a brand of "chewing tobacco," then the reported brand of "chewing tobacco" was assigned a code in the 300 series, corresponding to snuff.

APPENDIX C

Tobacco Brand Codes for Open-Ended Questions (2012 CAI NSDUH)

Numerical Listing

Code	Definition
Cigarette Brands	
101	Basic
102	Benson & Hedges
103	Cambridge
104	Camel
105	Capri
106	Carlton
107	Doral
108	Forsyth
109	GPC
110	Kent
111	Kool
112	Marlboro
113	Merit
114	Misty
115	Monarch
116	Montclair
117	More
118	Newport
119	Pall Mall
120	Parliament
121	Private Label
122	Salem
123	Vantage
124	Viceroy
125	Virginia Slims
126	Winston
127	Alpine
128	Barclay
129	Belair
130	Best Value
131	Bristol
132	Bugler (roll-your-own)
133	Century
134	Chesterfield
135	Commander
136	Covington
137	Eve
138	Harley Davidson
139	Jasmine
140	Lark
141	L & M
142	Lucky Strike

Code	Definition
143	Magna
144	Maverick
145	Max
146	Now
147	Old Gold
148	Player's Clipper
149	Pyramid
150	Raleigh
151	Richland
152	Saratoga
153	Satin
154	State Express 555
155	Sterling
156	Style
157	Tareyton
158	Top (roll-your-own)
159	Triumph
160	True
161	American Spirit
162	Austin
163	Bali Hai cigarettes
164	Bali-Shag (roll-your-own)
165	Best Buy cigarettes
166	Bidis; brand unspecified
167	Black Death
168	Brandon
169	Bronson
170	Cartier
171	Checkers
172	Cimarron
173	Clove; brand unspecified
174	Dave's
175	Djarum cigarettes
176	Drum (roll-your-own)
177	Du Maurier
178	Dunhill cigarettes
179	Eagle
180	Export A
181	Fiesta
182	First Choice
183	First Class
184	Gauloises
185	Generic cigarettes; brand unspecified
186	Gold Coast

Code	Definition
187	Gudang Guram
188	Gunsmoke
189	Hi-Value
190	Jacks
191	Jester (roll-your-own)
192	Kailas Bidis
193	Kamel Red
194	Legend
195	Malibu
196	Mainstreet
197	Marker
198	Medallion
199	Meridian
1001	Nat Sherman cigarettes
1002	Omaha
1003	Piel Roja
1004	Planet
1005	Private Stock
1006	Quality Smokes
1007	Rally
1008	Rave
1009	Rollrich (roll-your-own)
1010	Rothman
1011	Sampoerna
1012	Seven Stars/Mild Sevens
1013	Slim Price
1014	Sobranie
1015	Springwater Vanilla
1016	Summit
1017	Sundance
1018	USA Gold
1019	Vegas cigarettes
1020	Waves
1021	Yours
1022	Bailey
1023	Sport
1024	Prime
1025	Ultra Buy
1026	Bull Durham cigarettes
1027	Mustang
1028	Value; brand unspecified
1029	Tourney
1030	BV Bonus Value
1031	House Blend
1032	American Spirit rolling tobacco
1033	Hollywood
1034	Cardinal
1035	Cherokee
1036	Courier
1037	DTC
1038	Samson (roll-your-own)
1039	Lewiston
1040	Smokin Joes cigarettes

Code	Definition
1041	Sonoma
1042	Tall
1043	Tempo
1044	Worth
1045	Turkish Specials
1046	Delicados cigarettes
1047	New York New York cigarettes
1048	Carnival
1049	Honey B's cigarettes
1050	USA
1051	Belmont
1052	Premium One
1053	Wills
1054	Omar Sharif
1055	Geronimo
1056	Black Clove
1057	Sovereign
1058	Gitanes
1059	Krakatoa Kretek
1060	Kuta Kretek
1061	Signature
1062	Sincerely Yours
1063	Fantasia
1064	Seneca; company brand unspecified
1065	Splash
1066	John Player
1067	Amsterdam Shag (roll-your-own)
1068	Superkings
1069	Zig-Zag (roll-your-own)
1070	Value Time
1071	Value & Quality
1072	Chaparral
1073	Grand
1074	Khrong Thip
1075	Star cigarettes
1076	Highway
1077	Prince (Denmark)
1078	Brentwood
1079	Amsterdamer (roll-your-own)
1080	Monaco
1081	Sebring
1082	Tahoe
1083	Liggett Select
1084	Image
1085	Special
1086	Smoker Friendly cigarettes
1087	Virginian
1088	Marlin
1089	Grand Prix
1090	Gold
1091	Dreams
1092	Native
1093	Roger

Code	Definition
1094	Shield
1095	Patriot
1096	Sweet Afton
1097	Winner
1098	Sher Bidi
1099	Pilot
1100	Kite (roll-your-own)
1101	Jakarta
1102	Impala
1103	Popular
1104	Canyon
1105	Sixty-1
1106	Niagara
1107	Palace cigarettes
1108	Nobel cigarettes
1109	Boots
1110	Eclipse
1111	Epic
1112	Kentucky's Best
1113	Sweet Dreams
1114	Scotch Buy
1115	Montana
1116	Revenge
1117	American
1118	Kingsport
1120	Durant
1121	Quality
1122	Boston
1123	CT
1124	Focus
1125	Silk Cut
1126	GT-One
1127	Amazone Guarana
1128	Double Diamond cigarettes
1129	Goldlight
1130	Class A
1131	Alas
1132	Natural Blend
1133	Golden Lights
1134	Bronco
1135	Silva Thins
1136	Bonus Value
1137	Craven "A"
1138	Tucson
1139	305's
1140	Golden Virginia (roll-your-own)
1141	Market
1142	Move
1143	Putter
1144	Arbo (roll-your-own)
1145	Coronas cigarettes
1146	Optiva
1147	Westport

Code	Definition
1148	Chocolate Dreams
1149	Victory
1150	Parisiennes
1151	Faros
1152	X-tra
1153	Marathon
1154	Carlyle
1155	Capitol
1156	Chancellor
1157	Matinee
1158	Maxim
1159	Mundail
1160	Nise
1161	Point
1162	Tough Guy
1163	Backard
1164	Dynamic
1165	Scenic 101
1166	Davidoff cigarettes
1167	Sago
1168	Jade
1169	Omni
1170	McClintock (roll-your-own)
1171	Astra
1172	Campton
1173	Lobo
1174	Unify
1175	Caster
1176	Cowboys
1177	Silvers
1178	Charter
1179	Quest
1180	Berkeley
1181	Darshan
1182	Golden Beach
1183	Redbull (roll-your-own)
1184	Sky Dancer
1185	Esquire
1186	Always Save
1187	Old Holborn (roll-your-own)
1188	Silverton
1189	A-One Bidi
1190	Beacon
1191	Derby
1192	Old Hillside (roll-your-own)
1193	MVP
1194	Infinity
1195	White Rhino
1196	Generals cigarettes
1197	Columbus Classic
1198	Homer
1199	Larson
1200	Old Kentucky

Code	Definition
1201	All Star
1202	Competidora
1203	Kingsley
1204	American Diamond
1205	First USA/First US
1206	Stoker's (roll-your-own)
1207	Canadian Natural (roll-your-own)
1208	Havana cigarettes
1209	Lookout (roll-your-own)
1210	Colt cigarettes
1211	Echo cigarettes
1212	Euro
1213	Iceberg (roll-your-own)
1214	Midnight Special (roll-your-own)
1215	Ridgeway
1216	Romy
1217	Smokers Warehouse (roll-your-own)
1218	G-Smoke
1219	Brave, The
1220	GP Club
1221	Cheyenne cigarettes
1222	Gold Crest
1223	Axis
1224	Primo
1225	Bridgeport
1226	Citation
1227	Gambler (roll-your-own)
1228	Circle Z
1229	Goldflake
1230	Peter Stuyvesant
1231	MCD
1232	Sandia
1233	Ronhill
1234	Opal
1235	Farmer's Gold (roll-your-own)
1236	Bao-dao
1237	Omar
1238	Way
1239	Nova
1240	Gold Rush cigarettes
1241	Bison
1242	10/20
1243	Liberty cigarettes
1244	Liberty Gold
1245	Smoke 1
1246	Southern Classics
1247	Buffalo
1248	Desert Sun
1249	Classic Canadian (roll-your-own)
1250	Hava Club
1251	Kingston
1252	Lotto
1253	Montego

Code	Definition
1254	Tracker
1255	Value Pride
1256	Black Diamond
1257	Rex, company brand unspecified
1258	SingleStick (roll-your-own)
1259	Tex
1260	Nevada
1261	Poker
1262	Bishop
1263	Storm
1264	Knights
1265	Exact
1266	Claremont
1267	Cobra
1268	Decade
1269	D Best One
1270	Southern Cross
1271	Fred
1272	Royals cigarettes
1273	Philip Morris cigarette; brand unspecified
1274	Classic
1275	Kentucky Smooth (roll-your-own)
1276	Fortuna
1277	Berley
1278	Bracar
1279	Business Club
1280	Bridgeton
1281	Dimitrino Shepherds Hotel
1282	Sonic
1283	Golden Harvest (roll-your-own)
1284	Honor
1285	Baisha
1286	Lakes
1287	Wild Horse cigarettes
1288	Yukon
1289	4 Aces (roll-your-own)
1290	Peter Jackson
1291	Southern Harvest (roll-your-own)
1292	Silver Eagle
1293	Sunny
1294	CTC Select
1295	Appu Bidis
1296	King Mountain
1297	Echo rolling tobacco
1298	Danish Export rolling tobacco
1299	Premis
1300	Karelia
1301	Raison
1302	Texan
1303	White Horse
1304	Ace
1305	DJ Mix

Code	Definition
1306	Blackjack (roll-your-own)
1307	Heron
1308	Peter Stokkebye (roll-your-own)
1309	Teton (roll-your-own)
1310	Union
1311	D & R Tobacco (roll-your-own)
1312	Buckeye's Best (roll-your-own)
1313	Criss Cross (roll-your-own)
1314	Premier (roll-your-own)
1315	Embassy
1316	Rubios
1317	Complete
1318	Signal
1319	VB
1320	1839 cigarettes
1321	Riverside
1322	Bohem Cigar No. 6 (Korean)
1323	Rave rolling tobacco
1324	Kentucky Select (roll-your-own)
1325	Black Hawk
1326	Exeter
1327	American Hero
1328	Sheriff
1329	Smoker's Choice cigarettes
1330	Yu Xi
1331	Feelings
1332	GP
1333	Belomorkanal
1334	Eco
1335	Good stuff (roll-your-own)
1336	Roseman
1337	Amber leaf (roll-your-own)
1338	Baron
1339	Huanghelou
1340	Palermo
1341	Galaxy Pro
1342	Rich
1343	Zhonghua
1344	Edgefield
1345	S & M cigarette; brand unspecified
1346	Largo, cigarettes
1347	Dihao
1348	Fontana
1349	Ohm (roll-your-own)
1350	Victoria
1351	Bright
1352	Esse
1353	D & R Windsail Platinum (roll-your-own)
1354	Silver Cloud
1355	Fortune
1356	Bond Street
1357	Hongmei

Code	Definition
1358	Golden Bay
1359	Timeless Time
1360	Zhongnanhai
1361	Time
1362	Great Country
1363	Wills Classic
1364	Furongwang
1365	Golden Deer
1366	Caravan
1367	Zen
1368	Smokin Joes (roll-your-own)
1369	Kiss
1370	Majestic
1371	Pioneer
1372	Wings
1373	Yunyan
1374	Senate
1375	Golden Leaf
1376	Crown
1377	Cayuga
1378	Double Happiness (Shuang Xi)
1379	Wuyeshen
1380	Cohiba cigarettes
1998	Roll-your-own cigarette; brand otherwise unspecified
1999	Cigarette; brand otherwise unspecified
Chewing Tobacco Brands	
201	Beech-Nut
202	Chattanooga Chew
203	Day's Work
204	Granger
205	H.B. Scott
206	Levi Garrett
207	Red Fox
208	Red Man chewing tobacco
209	Taylor's Pride
210	Totems
211	Work Horse
212	Apple Jack
213	Ball Park
214	Best Buy chewing tobacco
215	Big Leaf
216	Blackbull
217	Bowie
218	Cannonball
219	Durango
220	Lancaster
221	Mail Pouch
222	Morgan's
223	Peachy Big Leaf
224	Rough Country
225	Trophy
226	WB

Code	Definition
227	Havana Blossom
228	Southern Pride
229	Union Workman
230	Stoker chewing tobacco
231	Cottonball
232	Apple Plug tobacco
233	Bloodhound Thick Plug
234	Red Horse
235	King B
236	J. D. Blend
237	Our Pride
238	Big Red
239	Tinsley
240	Amish
241	Tennessee Chew
242	Black Maria
243	Mammoth Cave
244	Oliver Twist
245	Warren County
246	Kuber Khaini
247	Cumberland Twist
248	Star chewing tobacco
249	Good Bite
250	Tulsi
251	Wild Duck twist
252	Country Blend
253	Kentucky King Twist
254	Gatlinburlier
255	Iqmik
256	White Mule Twist
257	Old Domestic
258	Budhalal
259	Big Mountain
260	Snake River
2998	Homemade chewing tobacco
2999	Chewing tobacco; brand otherwise unspecified
Snuff Brands	
301	Copenhagen
302	Gold River
303	Happy Days
304	Hawken
305	Kodiak
306	Redwood
307	Silver Creek
308	Skoal
309	Timber Wolf
310	Bruton
311	Cooper
312	Cougar
313	Dental
314	Honey Bee snuff
315	Navy

Code	Definition
316	Red Seal
317	Rooster
318	Square
319	Tops snuff
320	Tube Rose
321	Garrett snuff
322	Peach
323	Mint snuff
324	Ralph's snuff
325	Renegades
326	Kayak
327	CC Sweet
328	Ozona
329	Dean Swift
330	Extreme
331	Sequoia
332	Grizzly
333	President
334	Honest Scotch
335	McChrystals
336	Wilsons
337	General snuff
338	Longhorn
339	Dr. Rumney's
340	Stonewall
341	Husky
342	Manikchand
343	Baba 120
344	Railroad Mills
345	Revel
346	Samuel Gawith
347	Skruf Stark
348	Taboka
349	Camel Snus
350	Red Bull snuff
351	Red Man snuff
352	Göteborgs Rapé Snus
353	Packard's Club
354	Knox
355	Marlboro Snus
356	Thunder
357	Roda Lacket
358	Toque
359	Carhart's Choice Sweet Scotch
360	Eight Brothers
361	Silver Dollar
362	Klondike
3998	Homemade snuff/smokeless tobacco
3999	Snuff; brand otherwise unspecified
Cigar Brands	
401	Antonio y Cleopatra
402	Backwoods
403	Bering

Code	Definition
404	Black & Mild
405	Captain Black
406	Casa Silva
407	Cuesta-Rey
408	Dutch Masters
409	El Producto
410	Erik Filter
411	Garcia y Vega
412	Havatampa
413	King Edward
414	La Corona
415	Little Nippers
416	Macanudos
417	Muriel
418	Partagas
419	Phillies
420	Rigoletto
421	Robert Burns
422	Roi-Tan
423	Swisher Sweets
424	Tijuana Smalls
425	Universal
426	White Owl
427	William Penn
428	Winchester
429	Al Capone
430	Arango Sportsman
431	Arturo Fuente
432	Ashton
433	Astral
434	Baccarat
435	Balmoral
436	Ben Franklin
437	Blackstone
438	Blair
439	Blunts; brand unspecified
440	Butera
441	Cherry Blend
442	Churchill; brand unspecified
443	Cohiba cigars
444	Cojimar
445	Corona; brand unspecified
446	Cortina
447	Creмоса Cubanos
448	Cuban cigars; brand unspecified
449	Cubana; brand unspecified
450	Dannemann
451	Davidoff cigars
452	Don Diego
453	Don Jose
454	Don Lino
455	Don Rene
456	Don Sebastian

Code	Definition
457	Don Tomas
458	Dunhill cigars
459	Dutch Treats
460	El Rey del Mundo
461	Fonseca
462	Grenadiers
463	Griffin's
464	H. Upmann
465	Habana/Havana; brand unspecified
466	Habana Gold
467	Henry Clay
468	Hobo
469	Hoya De Monterrey
470	Hugo Cassar
471	Infiesta
472	Joya De Nicaragua
473	Jr Ultimate
474	King
475	La Aurora
476	La Gloria Cubana
477	La Tradicion
478	La Unica
479	La Flor Dominicana
480	Las Cabrillas
481	Lone Wolf
482	Martinez y Cia
483	Mi Cubano
484	Middleton Cherry Blend
485	Monero
486	Montecristo
487	Oliveros
488	Optimo
489	Opus X
490	Padron
491	Parodi Cella
492	Primetime little cigars
493	Prince Albert cigars
494	Punch
495	Puros Indios
496	Romeo y Julieta
497	Royal Jamaica
498	Schimmelpennick
499	Stag
4001	Sweets; brand unspecified
4002	Tampa; brand unspecified
4003	Te Amo
4004	Temple Hall
4005	Thompson
4006	Tiparillo
4007	Wolf Brothers
4008	Lars Tetens
4009	Bahia
4010	Big Butt

Code	Definition
4011	Tobacco Place
4012	Five Star
4013	Cubita
4014	Avanti
4015	Windsor
4016	Dominican cigars; brand unspecified
4017	Rum Runner
4018	Nat Sherman cigars
4019	J.R. Tobacco
4020	Onyx
4021	Credo; brand unspecified
4022	Excalibur
4023	John T's
4024	Sierra Sweets
4025	Middleton Gold and Mild
4026	Habana Black and Gold
4027	Nicaraguan cigars; brand unspecified
4028	Casa Blanca
4029	Celestino Vega
4030	Felipe Gregorio
4031	Playboy
4032	Montesino
4033	Diamond Crown
4034	La Fontana
4035	Muniemaker
4036	La Finca
4037	V Centennial
4038	Flor de Oliva Grand Cameroon
4039	Palace cigars
4040	Reas
4041	Miami Suites
4042	R & J Famous
4043	Rosa Cuba
4044	Zino
4045	Havana Honey
4046	Monte Carlo
4047	Delicados cigars
4048	Travis Club
4049	Purofino
4050	Fuente
4051	Avo
4052	Carl Upmann
4053	Bolivar
4054	Acid
4055	La Diva
4056	Thomas Hinds
4057	Perfecto Garcia
4058	Denobili
4059	VM Santana
4060	Honduran cigars; brand unspecified
4061	Jamaican cigars; brand unspecified
4062	Ducados
4063	Topper

Code	Definition
4064	Djarum cigarillos
4065	Franco
4066	New York cigars
4067	United States cigars; brand unspecified
4068	Caribbean Rounds
4069	Leon Jimenes
4070	Montecruz
4071	Miflin's Choice
4072	K. Hansotia Gurkha
4073	Dos Reinas
4074	Arizona
4075	Napa
4076	Key West
4077	Caoba
4078	Flor Cabana
4079	Montoya
4080	Quirantes
4081	Royales
4082	Papayo
4083	C.A.O. Moontrance
4084	Tatiana
4085	Supre Sweets
4086	Dos Hombres
4087	El Cordoba
4088	Don Guillermo
4089	Las Vegas
4090	Caribbean Petites
4091	Tamayo & Pareto
4092	Hemingway
4093	Cabanas
4094	Canaria D'Oro
4095	Ben Bay Crystals
4096	Black Jack cigars
4097	Cusano
4098	La Primadora
4099	Meharis
4100	Madrigal Habana
4101	Ornelas
4102	Tamboril
4103	Keep Moving
4104	Villiger
4105	Belinda
4106	Habanos
4107	Por Larranaga
4108	Don Antonio
4109	Don Pablo
4110	Drew Estates
4111	Joya del Rey
4112	Maria Mancini
4113	Olor
4114	Plasencia
4115	Porfirio
4116	Sosa

Code	Definition
4117	Robusto; brand unspecified
4118	Vegas cigars
4119	Marsh Wheeling
4120	Alternativos
4121	Columbian cigars; brand unspecified
4122	George Burns
4123	Cameo
4124	Panetella; brand unspecified
4125	Carinos
4126	Don Mateo
4127	Hamiltons
4128	Panter
4129	Hoja
4130	Smokin Joes cigars
4131	Moyorga
4132	El Gozo
4133	De Graaff
4134	John Hay
4135	Sinatra
4136	Markers Mark
4137	Luiz Martinez
4138	Havana Blend
4139	La Paloma
4140	Saint Luis Rey
4141	Carbonell
4142	Caballeros
4143	La Palma de Oro
4144	Hula girl
4145	Calixto Lopez
4146	Argos
4147	Aurora
4148	Brazilian cigars; brand unspecified
4149	Jose Marti
4150	Quintero
4151	Ramrod
4152	Reveria
4153	Mendez y Lopez
4154	New Orleans
4155	Smoker Friendly cigars
4156	Ritemeester
4157	Victor Sinclair
4158	Island Collection
4159	Don Alberto
4160	Santa Damiana
4161	Craftsman's Bench
4162	Don Yeyo
4163	Romero
4164	Vega Fina
4165	Cinco Vegas
4166	Dona Flora
4167	La Guardia
4168	National
4169	Alcazar

Code	Definition
4170	OneOff
4171	Camacho
4172	J.T.
4173	La Surina
4174	Natural cigars
4175	Perdomo
4176	Primo Del Rey
4177	Heather Phillips
4178	Royal Blunt EZ Tube
4179	Colt cigars
4180	Matacan
4181	Cuban Bullet
4182	Farias
4183	Sancho Panza
4184	Helix
4185	El Toro
4186	Remedios
4187	1886 Queens
4188	898
4189	Memoria de Cuba
4190	Little Havana
4191	Havana Gold
4192	Smoker's Choice little cigars
4193	Belmondo
4194	La Floridita
4195	Double Corona, brand unspecified
4196	San Andres
4197	Blender's Gold
4198	Cifuentes
4199	Cuban Delights
4200	El Rico Habano
4201	Gonzalez y Martinez
4202	Hacienda
4203	Omega
4204	Tres Hermanos
4205	Viajante, brand unspecified
4206	Demitasse, brand unspecified
4207	Racer little cigars
4208	Habano Primero
4209	Heaven
4210	Occidental
4212	Diesel
4213	Mantequilla
4214	Sir Elliot's
4215	Bauza
4216	Carlos Torano
4217	Roly
4218	Jad
4219	Gold Rush
4220	Old Port cigarillos
4221	Cordova
4222	Dirt
4223	La Perla Habana

Code	Definition
4224	Jose Benito
4225	Tueros
4226	Crystal
4227	El Dente
4228	FX Smith
4229	Indian Tabac
4230	Candlelight
4231	Jose Girbes
4232	Sweet Outlaws
4233	Castros Cuban
4234	Don Juan
4235	Natural Root
4236	Hats Off
4237	Rocky Patels
4238	Royal Cubans
4239	Lauro's
4240	Little Cigar Factory
4241	Guantanamera
4242	Pom Pom cigarillos
4243	Dean's Lil' Cigars
4244	Diablo
4245	Oliva O
4246	Fink
4247	Don Kiki
4248	Hector Hernandez
4249	Mexican cigars; brand unspecified
4250	La Aroma de Cuba
4251	Murillo
4252	Don Rex
4253	Rushmore
4254	Spirit of Cuba
4255	Sweet Daddies
4256	Wise Guys
4257	Phillip & King – Cuban rejects
4258	Don Elliott
4259	Alvaro
4260	Don Elias
4261	Joya del Jefe Centennial Reserve
4262	El Presidente
4263	Torano Exodus
4264	Costa Rican cigars; brand unspecified
4265	Cheyenne little cigars
4266	Java
4267	Don Lugo
4268	EverMore
4269	Trinidad
4270	Don Augusto
4271	Don Dominguez
4272	Jose Gener
4273	Dominico
4274	Dutch Delights
4275	Mr. B
4276	Holland cigars; brand unspecified

Code	Definition
4277	Licenciados
4278	Gispert
4279	Randelllo X
4280	Graycliff
4281	Roughneck
4282	Vendetta little cigars
4283	Supreme Blend little cigars
4284	Muriel Sweets little cigars
4285	Royal Hawaiian
4286	Casillas
4287	Dark Horse little cigars
4288	Boaz little cigars
4289	Cupido
4290	Moonshine Crooks
4291	M1 cigars
4292	Derringer little cigars
4293	Ibold
4294	Smokin Joes little cigars
4295	Santa Fe little cigars
4296	Kingpin
4297	Padilla
4298	Vaquero little cigars
4299	Nording
4300	Fat Rum
4301	La Corona Whiffs
4302	Mike Ditka
4303	Vigilante Esteban Carrera
4304	Flor de Jardin
4305	Guatemalan cigars; brand unspecified
4306	Red Buck little cigars
4307	Black Cat
4308	Stampede little cigars
4309	Isla Del Sol
4310	JR Alternatives
4311	Kahlua (Drew Estates)
4312	Golden Harvest little cigars
4313	Richwood little cigars
4314	True Blunt
4315	El Cuno
4316	Czech Republic or Slovakia cigars; brand unspecified
4317	Amish cigars
4318	Iguana
4319	Winston Churchill by Davidoff
4320	Tusker
4321	Puerto Rican cigars; brand unspecified
4322	Black & Tan
4323	Courvoisier
4324	Haitian cigars; brand unspecified
4325	Ethiopian cigars; brand unspecified
4326	La Habanera
4327	Chinese cigars; brand unspecified
4328	Remington little cigars

Code	Definition
4329	Cuban Honeys
4330	5 Vegas
4331	La Rica
4332	Jose L. Piedra
4333	Casino Gold
4334	Bucanero El Capitan
4335	Professor Sila
4336	Clints
4337	Philippine cigars; brand unspeified
4338	Hawaiian cigars; brand unspecified
4339	Payne-Mason
4340	Savannah Bulldog
4341	BluntVille
4342	Tony Alvarez
4343	El Sol
4344	Kristoff
4345	De Nobili Popular
4346	Liberty cigars; brand unspecified
4347	Game
4348	José "Pepin" Garcia Benchmade
4349	El Baton
4350	Double Diamond cigars
4351	Vieux Carre
4352	Nestor Reserve
4353	Hatuey
4354	Murano
4355	Quorum
4356	Topstone
4357	NUb
4358	Bodyshot little cigars
4359	Puerto Rico 965
4360	Director's Club little cigars
4361	Good Times
4362	Rico Suave
4363	Don Pepin
4364	J. Fuego
4365	El Metador
4366	Wrangler little cigars
4367	Clipper little cigars
4368	i80 cigars
4369	Rum River Crooks
4370	Vieja Hacienda
4371	The Repeater
4372	Hombre little cigars
4373	Juicy
4374	El Verso
4375	1839 cigars
4376	Smoker's Best cigars
4377	Wall Street
4378	Cardenas
4379	Torino
4380	Cuban Rounds
4381	S.T. Dupont

Code	Definition
4382	Mephisto
4383	El Imperio
4384	Holt's
4385	Liga Privada
4386	Maroma
4387	Trend
4388	Ambrosia
4389	El Salvadoran cigars; brand unspecified
4390	JW little cigars
4391	Zig-Zag cigarillos
4392	Swedish cigars, brand unspecified
4393	Argentinean cigars, brand unspecified
4394	Duque
4395	Happy Times superillos cigarillos
4396	Island Blendz
4397	Jenuwine Dominican Selection
4398	Neos
4399	Bali Hai cigars
4400	Cain
4401	Happy Hour
4402	Venezuelan cigars; brand unspecified
4403	Bahama Mama
4404	Nica Libre
4405	Brick House
4406	Casa Magna
4407	Cibao
4408	M & R Vintage Reserve
4409	Tabak Especial
4410	Wild Horse cigars
4411	Alec Bradley
4412	Da Vinci
4413	Calle Ocho
4414	Dark Hawk little cigars
4415	Straight Up
4416	Nobel cigars
4417	Gambler cigars
4418	Maverick Quick Draw
4419	Room 101
4420	Entourage
4421	A. Turrent
4422	Bandidos
4423	Chisum little cigars
4424	Caribbean cigars; brand unspecified
4425	Gran Habano
4426	U.S. Army Limited Edition
4427	Real A.L. Pedro
4428	Great Wall
4429	K.A. Kendall's 7-20-4
4430	Nat Cicco
4431	OHM little cigars
4432	JM's Dominican
4433	El Primer Mundo
4434	38 Special little cigars

Code	Definition
4435	Nestor Miranda
4436	Man O' War
4437	La Herencia Cubana Oscuro Fuerte
4438	Kickback
4439	Millennium
4440	Ave Maria
4441	Ecuadorian cigars; brand unspecified
4442	White Cat
4443	Speedway
4444	Action little cigars
4445	Erik Natural
4446	Free Cuba
4447	Hampton Arms
4448	Maribel
4449	Golden Valley filtered cigars
4450	Don Cicero
4451	Consuegra
4452	Piano Fuerte
4453	Tampa Sweethearts
4454	Criss Cross cigars
4455	Talon
4997	Little cigars; brand otherwise unspecified
4998	Homemade cigars
4999	Cigar/cigarillo; brand otherwise unspecified
Pipe Tobacco or Miscellaneous Tobacco	
501	Prince Albert tobacco
502	Sir Walter Raleigh tobacco
503	Velvet tobacco
504	Bighorn tobacco
505	Hookah tobacco/tobacco in hookah
506	Smoker's Pride
507	Red River
508	Southern Steel
509	Three Sails
510	Good Stuff pipe tobacco
511	Red Cap pipe tobacco
512	Sillems pipe tobacco
513	Largo pipe tobacco
514	Carpenter's Cut pipe tobacco
515	Smoker's Best pipe tobacco
516	Five Brothers pipe tobacco
517	4 Aces pipe tobacco
518	Bull Durham pipe tobacco
519	Buoy pipe tobacco
520	Smokin' G pipe tobacco
521	Bacco pipe tobacco
522	Sparrow pipe tobacco
523	Kentucky Select pipe tobacco
5999	Pipe tobacco; brand otherwise unspecified

Code	Definition
Miscellaneous Classifications	
601	Homegrown
701	Marijuana
702	Cocaine
703	Coca leaves
704	Betel nut
705	Permanent marker
706	Aerosol spray
707	Carburetor cleaner
708	Heroin
709	Meth, Methamphetamine ("ice" or "crank")
710	Over-the-counter drug
711	Rubbing alcohol and peroxide
801	Nicorette
802	Honey Rose herbal cigarettes
803	Herbal cigarette, not otherwise specified
804	Ecstasy herbal cigarettes
805	Smokey Mountain herbal snuff
806	Herbal Gold herbal cigarettes
807	Ariva tobacco lozenge
808	Herbal Dreams cigarettes
809	Evo electronic cigarette
810	Electronic/smokeless cigarette; otherwise unspecified
811	Raven-E
812	Modern Vapor

Alphabetical Listing

Definition	Code
1, Smoke	1245
10/20	1242
101, 305s Room	4419
101, Scenic	1165
120, Baba	343
1839 cigarettes	1320
1839 cigars	4375
1886 Queens	4187
305's	1139
38 Special little cigars	4434
4 Aces (roll-your-own)	1289
4 Aces pipe tobacco	517
5 Vegas	4330
555, State Express	154
7-20-4, K.A. Kendall's	4429
898	4188
965, Puerto Rico	4359
A, Class	1130
A, Craven	1137
A, Export	180
A. Turrent	4421
A.L. Pedro, Real	4427
Ace	1304
Aces pipe tobacco, 4	517
Acid	4054
Action little cigars	4444
Aerosol spray	706
Afton, Sweet	1096
Al Capone	429
Alas	1131
Albert cigars, Prince	493
Albert tobacco, Prince	501
Alberto, Don	4159
Alcazar	4169
Alcohol and peroxide, Rubbing	711
Alec Bradley	4411
All Star	1201
Alpine	127
Alternatives, JR	4310
Alternativos	4120
Alvarez, Tony	4342
Alvaro	4259
Always Save	1186
Amazone Guarana	1127
Amber leaf (roll-your-own)	1337
Ambrosia	4388
American	1117
American Diamond	1204
American Hero	1327
American Spirit	161

Definition	Code
American Spirit rolling tobacco	1032
Amish	240
Amish cigars	4317
Amo, Te	4003
Amsterdam Shag (roll-your-own)	1067
Amsterdamer (roll-your-won)	1079
Andres, San	4196
Antonio y Cleopatra	401
Antonio, Don	4108
A-One Bidi	1189
Apple Jack	212
Apple Plug tobacco	232
Appu Bidis	1295
Arango Sportsman	430
Arbo (roll-your-own)	1144
Argentinian cigars; brand unspecified	4393
Argos	4146
Ariva tobacco lozenge	807
Arizona	4074
Arms, Hampton	4447
Army Limited Edition, U.S.	4426
Aroma de Cuba, La	4250
Arturo Fuente	431
Ashton	432
Astra	1171
Astral	433
Augusto, Don	4270
Aurora	4147
Aurora, La	475
Austin	162
Avanti	4014
Ave Maria	4440
Avo	4051
Axis	1223
B, King	235
B, Mr.	4275
Baba 120	343
Baccarat	434
Bacco pipe tobacco	521
Backard	1163
Backwoods	402
Bahama Mama	4403
Bahia	4009
Bailey	1022
Baisha	1285
Bali Hai cigarettes	163
Bali Hai cigars	4399
Bali-Shag (roll-your-own)	164
Ball Park	213

Definition	Code
Balmoral	435
Bandidos	4422
Bao-dao	1236
Barclay	128
Baron	1338
Basic	101
Baton, El	4349
Bauza	4215
Bay Crystals, Ben	4095
Bay, Golden	1358
Beach, Golden	1182
Beacon	1190
Bee snuff, Honey	314
Beech-Nut	201
Belair	129
Belinda	4105
Belmondo	4193
Belmont	1051
Belomorkanal	1333
Ben Bay Crystals	4095
Ben Franklin	436
Bench, Craftsman's	4161
Benchmade, José "Pepin" Garcia	4348
Benito, Jose	4224
Benson & Hedges	102
Bering	403
Berkeley	1180
Berley	1277
Best (roll-your-own), Buckeye's	1312
Best Buy chewing tobacco	214
Best Buy cigarettes	165
Best cigars, Smoker's	4376
Best One, D	1269
Best Value	130
Best, Kentucky's	1112
Best, pipe tobacco, Smoker's	515
Betel nut	704
Bidi, A-One	1189
Bidi, Sher	1098
Bidis, Appu	1295
Bidis, Kailas	192
Bidis; brand unspecified	166
Big Butt	4010
Big Leaf	215
Big Leaf, Peachy	223
Big Mountain	259
Big Red	238
Bighorn tobacco	504
Bishop	1262
Bison	1241
Bite, Good	249
Black & Mild	404
Black & Tan	4322
Black and Gold, Habana	4026

Definition	Code
Black Cat	4307
Black Clove	1056
Black Death	167
Black Diamond	1256
Black Hawk	1325
Black Jack cigars	4096
Black Maria	242
Black, Captain	405
Blackbull	216
Blackjack (roll-your-own)	1306
Blackstone	437
Blair	438
Blanca, Casa	4028
Blend little cigars, Supreme	4283
Blend, Cherry	441
Blend, Country	252
Blend, Havana	4138
Blend, House	1031
Blend, J.D.	236
Blend, Middleton Cherry	484
Blend, Natural	1132
Blender's Gold	4197
Blendz, Island	4396
Bloodhound Thick Plug	233
Blossom, Havana	227
Blunt EZ Tube, Royal	4178
Blunt, True	4314
Blunts; brand unspecified	439
BluntVille	4341
Boaz little cigars	4288
Bodyshot little cigars	4358
Bohem Cigar No. 6 (Korean)	1322
Bolivar	4053
Bond Street	1356
Bonus Value	1136
Bonus Value, BV	1030
Boots	1109
Boston	1122
Bowie	217
Bracar	1278
Bradley, Alec	4411
Brandon	168
Brave, The	1219
Brazilian cigars; brand unspecified	4148
Brentwood	1078
Brick House	4405
Bridgeport	1225
Bridgeton	1280
Bright	1351
Bristol	131
Bronco	1134
Bronson	169
Brothers, Eight	360
Brothers, pipe tobacco, Five	516

Definition	Code
Brothers, Wolf	4007
Bruton	310
B's cigarettes, Honey	1049
Bucanero El Capitan	4334
Buck little cigars, Red	4306
Buckeye's Best (roll-your-own)	1312
Budhalal	258
Buffalo	1247
Bugler (roll-your-own)	132
Bull Durham cigarettes	1026
Bull Durham pipe tobacco	518
Bull snuff, Red	350
Bulldog, Savannah	4340
Bullet, Cuban	4181
Buoy pipe tobacco	519
Burns, George	4122
Burns, Robert	421
Business Club	1279
Butera	440
Butt, Big	4010
Buy chewing tobacco, Best	214
Buy cigarettes, Best	165
Buy, Scotch	1114
Buy, Ultra	1025
BV Bonus Value	1030
C.A.O. Moontrance	4083
Caballeros	4142
Cabana, Flor	4078
Cabanas	4093
Cabrillas, Las	480
Cain	4400
Calixto Lopez	4145
Calle Ocho	4413
Camacho	4171
Cambridge	103
Camel	104
Camel Snus	349
Cameo	4123
Campton	1172
Cana ria D' Oro	4094
Canadian Natural (roll-your-own)	1207
Canadian, Classic (roll-your-own)	1249
Candlelight	4230
Cannonball	218
Canyon	1104
Caoba	4077
Cap pipe tobacco, Red	511
Capitan, Bucanero El	4334
Capitol	1155
Capone, Al	429
Capri	105
Captain Black	405
Caravan	1366

Definition	Code
Carbonell	4141
Carburetor cleaner	707
Cardenas	4378
Cardinal	1034
Carhart's Choice Sweet Scotch	359
Caribbean cigars; brand unspecified	4424
Caribbean Petites	4090
Caribbean Rounds	4068
Carinos	4125
Carl Upmann	4052
Carlo, Monte	4046
Carlos Torano	4216
Carlton	106
Carlyle	1154
Carnival	1048
Carpenter's Cut pipe tobacco	514
Carre, Vieux	4351
Carrera, Vigilante Esteban	4303
Cartier	170
Casa Blanca	4028
Casa Magna	4406
Casa Silva	406
Casillas	4286
Casino Gold	4333
Cassar, Hugo	470
Caster	1175
Castros Cuban	4233
Cat, Black	4307
Cat, White	4442
Cave, Mammoth	243
Cayuga	1377
CC Sweet	327
Celestino Vega	4029
Cella, Parodi	491
Centennial Reserve, Joya del Jefe	4261
Centennial, V	4037
Century	133
Chancellor	1156
Chaparral	1072
Charter	1178
Chattanooga Chew	202
Checkers	171
Cherokee	1035
Cherry Blend	441
Cherry Blend, Middleton	484
Chesterfield	134
Chew, Chattanooga	202
Chew, Tennessee	241
Chewing tobacco, Homemade	2998
Chewing tobacco, Red Man	208
Chewing tobacco, Star	248
Chewing tobacco; brand unspecified	2999
Cheyenne cigarettes	1221

Definition	Code
Cheyenne little cigars	4265
Chinese cigars; brand unspecified	4327
Chisum little cigars	4423
Chocolate Dreams	1148
Choice cigarettes, Smoker's	1329
Choice little cigars, Smoker's	4192
Choice Sweet Scotch, Carhart's	359
Choice, First	182
Choice, Mifflin's	4071
Churchill by Davidoff, Winston	4319
Churchill; brand unspecified	442
Cia, Martinez y	482
Cibao	4407
Cicco, Nat	4430
Cicero, Don	4450
Cifuentes	4198
Cigar Factory, Little	4240
Cigar No. 6 (Korean), Bohem	1322
Cigar/cigarillo; brand unspecified	4999
Cigarette, Herbal; not otherwise specified	803
Cigarette, Philip Morris; brand unspecified	1273
Cigarette, Roll-your-own; brand unspecified	1998
Cigarette; brand unspecified	1999
Cigarette; brand unspecified, S & M	1345
Cigarettes, 1839	1320
Cigarettes, Bali Hai	163
Cigarettes, Bull Durham	1026
Cigarettes, Cheyenne	1221
Cigarettes, Cohiba	1380
Cigarettes, Colt	1210
Cigarettes, Coronas	1145
Cigarettes, Davidoff	1166
Cigarettes, Djarum	175
Cigarettes, Double Diamond	1128
Cigarettes, Dunhill	178
Cigarettes, Echo	1211
Cigarettes, Electronic/smokeless; otherwise unspecified	810
Cigarettes, Evo electronic	809
Cigarettes, Generals	1196
Cigarettes, Generic; brand unspecified	185
Cigarettes, Gold Rush	1240
Cigarettes, Havana	1208
Cigarettes, Herbal Dreams	808
Cigarettes, Honey Rose herbal	802
Cigarettes, Largo	
Cigarettes, Liberty	1243
Cigarettes, New York New York	1047
Cigarettes, Nobel	1108
Cigarettes, Royals	1272

Definition	Code
Cigarettes, Smoker Friendly	1086
Cigarettes, Smoker's Choice	1329
Cigarettes, Star	1075
Cigarettes, Wild Horse	1287
Cigarillos, Djarum	4064
Cigarillos, Happy Times superillos	4395
Cigarillos, Old Port	4220
Cigarillos, Pom Pom	4242
Cigars, 1839	4375
Cigars, 38 Special little	4434
Cigars, Action little	4444
Cigars, Amish	4317
Cigars, Argentinean, brand unspecified	4393
Cigars, Bali Hai	4399
Cigars, Black Jack	4096
Cigars, Boaz little	4288
Cigars, Bodyshot little	4358
Cigars, Brazilian; brand unspecified	4148
Cigars, Caribbean; brand unspecified	4424
Cigars, Cheyenne little	4265
Cigars, Chinese; brand unspecified	4327
Cigars, Chisum little	4423
Cigars, Clipper little	4367
Cigars, Cohiba	443
Cigars, Colt	4179
Cigars, Columbian; brand unspecified	4121
Cigars, Costa Rican; brand unspecified	4264
Cigars, Criss Cross	4454
Cigars, Cuban; brand unspecified	448
Cigars, Czech Republic or Slovakia; brand unspecified	4316
Cigars, Dark Horse little	4414
Cigars, Dean's Lil'	4243
Cigars, Derringer little	4292
Cigars, Director's Club little	4360
Cigars, Dominican; brand unspecified	4016
Cigars, Double Diamond	4350
Cigars, Dunhill	458
Cigars, Ecuadorian; brand unspecified	4441
Cigars, El Salvadoran; brand unspecified	4389
Cigars, Ethiopian; brand unspecified	4325
Cigars, Gambler	4417
Cigars, Gold Rush	4219
Cigars, Golden Harvest little	4312
Cigars, Golden Valley filtered	4449

Definition	Code
Cigars, Guatemalan; brand unspecified.	4305
Cigars, Habana/Havana; brand unspecified	465
Cigars, Haitian; brand unspecified	4324
Cigars, Hawaiian; brand unspecified	4338
Cigars, Holland; brand unspecified	4276
Cigars, Hombre little	4372
Cigars, Honduran, brand unspecified	4060
Cigars, i80	4368
Cigars, JW little	4390
Cigars, Liberty; brand unspecified	4346
Cigars, Little; brand unspecified	4997
Cigars, M1	4291
Cigars, Mexican; brand unspecified	4249
Cigars, Muriel Sweets little	4284
Cigars, Natural	4174
Cigars, Nicaraguan; brand unspecified	4027
Cigars, Nobel	4416
Cigars, OHM little	4431
Cigars, Philippine; brand unspecified	4337
Cigars, Primetime little	492
Cigars, Puerto Rican; brand unspecified	4321
Cigars, Racer little	4207
Cigars, Red Buck little	4306
Cigars, Remington little	4328
Cigars, Richwood little	4313
Cigars, Santa Fe little	4295
Cigars, Smoker Friendly	4155
Cigars, Smokin Joes little	4294
Cigars, Stampede little	4308
Cigars, Supreme Blend little	4283
Cigars, Swedish; brand unspecified	4392
Cigars, United States; brand unspecified	4027
Cigars, Vaquero little	4298
Cigars, Vendetta little	4282
Cigars, Venezuelan; brand unspecified	4402
Cigars, Wild Horse	4410
Cigars, Wrangler little	4366
Cimarron	172
Cinco Vegas	4165
Circle Z	1228
Citation	1226
Claremont	1266
Class A	1130
Class, First	183
Classic	1274

Definition	Code
Classic Canadian (roll-your-own)	1249
Classic, Columbus	1197
Classic, Wills	1363
Classics, Southern	1246
Clay, Henry	467
Cleaner, Carburetor	707
Cleopatra, Antonio y	401
Clints	4336
Clipper little cigars	4367
Clipper, Player's	148
Cloud, Silver	1354
Clove, Black	1056
Clove; brand unspecified	173
Club little cigars, Director's	4360
Club, Business	1279
Club, GP	1220
Club, Hava	1250
Club, Packard's	353
Club, Travis	4048
Coast, Gold	186
Cobra	1267
Coca leaves	703
Cocaine	702
Cohiba cigarettes	1380
Cohiba cigars	443
Cojimar	444
Collection, Island	4158
Colt cigarettes	1210
Colt cigars	4179
Columbian cigars; brand unspecified	4121
Columbus Classic	1197
Commander	135
Competidora	1202
Complete	1317
Consuegra	4451
Cooper	311
Copenhagen	301
Cordoba, El	4087
Cordova	4221
Corona Whiffs, La	4301
Corona, Double; brand unspecified	4195
Corona, La	414
Corona; brand unspecified	445
Coronas cigarettes	1145
Cortina	446
Costa Rican cigars; brand unspecified	4264
Cottonboll	231
Cougar	312
Country Blend	252
Country, Great	1362
Country, Rough	224
County, Warren	245

Definition	Code
Courier	1036
Courvoisier	4323
Covington	136
Cowboys	1176
Craftsman's Bench	4161
Craven "A"	1137
Credo; brand unspecified	4021
Creek, Silver	307
Creмоса Cubanos	447
Crest, Gold	1222
Criss cross (roll-your-own)	1313
Criss Cross cigars	4454
Crooks, Moonshine	4290
Crooks, Rum River	4369
Cross (roll-your-own), Criss	1313
Cross cigars, Criss	4454
Cross, Southern	1270
Crown	1376
Crown, Diamond	4033
Crystal	4226
Crystals, Ben Bay	4095
CT	1123
CTC Select	1294
Cuba, Free	4446
Cuba, La Aroma de	4250
Cuba, Memoria de	4189
Cuba, Rosa	4043
Cuba, Spirit of	4254
Cuban Bullet	4181
Cuban cigars; brand unspecified	448
Cuban Delights	4199
Cuban Honeys	4329
Cuban rejects, Phillip & King	4257
Cuban Rounds	4380
Cuban, Castros	4233
Cubana Oscuro Fuerte, La Herencia	4437
Cubana, La Gloria	476
Cubana; brand unspecified	449
Cubano, Mi	483
Cubanos, Cremosa	447
Cubans, Royal	4238
Cubita	4013
Cuesta-Rey	407
Cumberland Twist	247
Cuno, El	4315
Cupido	4289
Cusano	4097
Cut pipe tobacco, Carpenter's	514
Cut, Silk	1125
Czech Republic or Slovakia cigars; brand unspecified	4316
D & R Tobacco (roll-your-own)	1311

Definition	Code
D & R Windsail Platinum (roll-your-own)	1353
D Best One	1269
Da Vinci	4412
Da Vinci	4412
Daddies, Sweet	4255
Damiana, Santa	4160
Dancer, Sky	1184
Danish Export rolling tobacco	1298
Dannemann	450
Dao, Bao-	1236
Dark Hawk little cigars	4414
Dark Horse little cigars	4287
Darshan	1181
Dave's	174
Davidoff cigarettes	1166
Davidoff cigars	451
Davidoff, Winston Churchill by	4319
Davidson, Harley	138
Day's Work	203
Days, Happy	303
De Cuba, La Aroma	4250
De Cuba, Memoria	4189
De Graaff	4133
De Jardin, Flor	4304
De Monterrey, Hoya	469
De Nicaragua, Joya	472
De Nobili Popular	4345
De Oliva Grand Cameroon, Flor	4038
De Oro, La Palma	4143
Dean Swift	329
Dean's Lil' Cigars	4243
Death, Black	167
Decade	1268
Deer, Golden	1365
Del Mundo, El Rey	460
Del Rey, Joya	4111
Del Rey, Primo	4176
Del Sol, Isla	4309
Delicados cigarettes	1046
Delicados cigars	4047
Delights, Cuban	4199
Delights, Dutch	4274
Demitasse, brand unspecified	4206
Denobili	4058
Dental	313
Dente, El	4227
Derby	1191
Derringer little cigars	4292
Desert Sun	1248
Diablo	4244
Diamond cigarettes, Double	1128
Diamond cigars, Double	4350
Diamond Crown	4033

Definition	Code
Diamond, American	1204
Diamond, Black	1256
Diego, Don	452
Diesel	4212
Dihao	1347
Dimitrino Shepherds Hotel	1281
Director's Club little cigars	4360
Dirt	4222
Ditka, Mike	4302
Diva, La	4055
DJ Mix	1305
Djarum cigarettes	175
Djarum cigarillos	4064
Dollar, Silver	361
Domestic, Old	257
Dominguez, Don	4271
Dominican cigars; brand unspecified	4016
Dominican Selection, Jenuwine	4397
Dominican, JM's	4432
Dominicana, La Flor	479
Dominico	4273
Don Alberto	4159
Don Antonio	4108
Don Augusto	4270
Don Cicero	4450
Don Diego	452
Don Dominguez	4271
Don Elias	4260
Don Elliott	4258
Don Guillermo	4088
Don Jose	453
Don Juan	4234
Don Kiki	4247
Don Lino	454
Don Lugo	4267
Don Mateo	4126
Don Pablo	4109
Don Pepin	4363
Don Rene	455
Don Rex	4252
Don Sebastian	456
Don Tomas	457
Don Yeyo	4162
Dona Flora	4166
Doral	107
D'Oro, Canaria	4094
Dos Hombres	4086
Dos Reinas	4073
Double Corona, brand unspecified	4195
Double Diamond cigarettes	1128
Double Diamond cigars	4350
Double Happiness (Shuang Xi)	1378
Dr. Rumney's	339

Definition	Code
Dreams	1091
Dreams cigarettes, Herbal	808
Dreams, Chocolate	1148
Dreams, Sweet	1113
Drew Estates	4110
Drew Estates, Kahlua	4311
Drug, Over-the-counter	710
Drum (roll-your-own)	176
DTC	1037
Du Maurier	177
Ducados	4062
Duck twist, Wild	251
Dunhill cigarettes	178
Dunhill cigars	458
Dupont, S.T.	4381
Duque	4394
Durango	219
Durant	1120
Durham cigarettes, Bull	1026
Durham pipe tobacco, Bull	518
Dutch Delights	4274
Dutch Masters	408
Dutch Treats	459
Dynamic	1164
E, Raven-	811
Eagle	179
Eagle, Silver	1292
Echo cigarettes	1211
Echo rolling tobacco	1297
Eclipse	1110
Eco	1334
Ecstasy herbal cigarettes	804
Ecuadorian cigars; brand unspecified	4441
Edgefield	1344
Edition, U.S. Army Limited	4426
Edward, King	413
Eight Brothers	360
El Baton	4349
El Capitan, Bucanero	4334
El Cordoba	4087
El Cuno	4315
El Dente	4227
El Gozo	4132
El Imperio	4383
El Metador	4365
El Presidente	4262
El Primer Mundo	4433
El Producto	409
El Rey del Mundo	460
El Rico Habano	4200
El Salvadoran cigars; brand unspecified	4389

Definition	Code
El Sol	4343
El Toro	4185
El Verso	4374
Electronic cigarettes, Evo	809
Electronic/smokeless cigarette; otherwise unspecified	810
Elias, Don	4260
Elliot's, Sir	4214
Elliott, Don	4258
Embassy	1315
Entourage	4420
Epic	1111
Erik Filter	410
Erik Natural	4445
Especial, Tabak	4409
Esquire	1185
Esse	1352
Estates, Drew	4110
Estates, Kahlua Drew	4311
Esteban Carrera, Vigilante	4303
Ethiopian cigars, brand unspecified	4325
Euro	1212
Eve	137
EverMore	4268
Evo electronic cigarette	809
Exact	1265
Excalibur	4022
Exeter	1326
Exodus, Torano	4263
Export A	180
Export rolling tobacco, Danish	1298
Express 555	1119
Express, 555, State	154
Extreme	330
EZ Tube, Royal Blunt	4178
Factory, Little Cigar	4240
Famous, R & J	4042
Fantasia	1063
Farias	4182
Farmer's Gold (roll-your-own)	1235
Faros	1151
Fat Rum	4300
Fe little cigars, Santa	4295
Feelings	1331
Felipe Gregorio	4030
Fiesta	181
Filter, Erik	410
Filtered cigars, Golden Valley	4449
Fina, Vega	4164
Finca, La	4036
Fink	4246
First Choice	182
First Class	183

Definition	Code
First US	1205
First USA	1205
Five Brothers pipe tobacco	516
Five Star	4012
Flor Cabana	4078
Flor de Jardin	4304
Flor de Oliva Grand Cameroon	4038
Flora, Dona	4166
Floridita, La	4194
Focus	1124
Fonseca	461
Fontana	1348
Fontana, La	4034
Forsyth	108
Fortuna	1276
Fortune	1355
Fox, Red	207
Franco	4065
Franklin, Ben	436
Fred	1271
Free Cuba	4446
Friendly cigarettes, Smoker	1086
Friendly cigars, Smoker	4155
Fuego, J.	4364
Fuente	4050
Fuente, Arturo	431
Fuerte, La Herencia Cubana Oscuro	4437
Fuerte, Piano	4452
Furongwang	1364
FX Smith	4228
G pipe tobacco, Smokin'	520
Galaxy Pro	1341
Gambler (roll-your-own)	1227
Gambler cigars	4417
Game	4347
Garcia Benchmade, José "Pepin"	4348
Garcia y Vega	411
Garcia, Perfecto	4057
Garrett snuff	321
Garrett, Levi	206
Gatlinburlier	254
Gauloises	184
Gawith, Samuel	346
Gener, Jose	4272
General snuff	337
Generals cigarettes	1196
Generic cigarettes; brand unspecified	185
George Burns	4122
Geronimo	1055
Girbes, Jose	4231
Girl, Hula	4144
Gispert	4278

Definition	Code
Gitanes	1058
Gloria Cubana, La	476
Gold	1090
Gold and Mild, Middleton	4025
Gold Coast	186
Gold Crest	1222
Gold herbal cigarettes, Herbal	806
Gold River	302
Gold Rush cigarettes	1240
Gold Rush cigars	4219
Gold, Blender's	4197
Gold, Casino	4333
Gold, Farmer's (roll-your-own)	1235
Gold, Habana	466
Gold, Habana Black and	4026
Gold, Havana	4191
Gold, Liberty	1244
Gold, Old	147
Gold, USA	1018
Golden Bay	1358
Golden Beach	1182
Golden Deer	1365
Golden Harvest (roll-your-own)	1283
Golden Harvest little cigars	4312
Golden Leaf	1375
Golden Lights	1133
Golden Valley filtered cigars	4449
Golden Virginia (roll-your-own)	1140
Goldflake	1229
Goldlight	1129
Gonzalez y Martinez	4201
Good Bite	249
Good stuff (roll-your-own)	1335
Good Stuff pipe tobacco	510
Good Times	4361
Göteborgs Rapé Snus	352
Gozo, El	4132
GP	1332
GP Club	1220
GPC	109
Graaff, De	4133
Gran Habano	4425
Grand	1073
Grand Prix	1089
Granger	204
Graycliff	4280
Great Country	1362
Great Wall	4428
Gregorio, Felipe	4030
Grenadiers	462
Griffin's	463
Grizzly	332
G-Smoke	1218
GT-One	1126

Definition	Code
Guantanamera	4241
Guarana, Amazone	1127
Guardia, La	4167
Guatemalan cigars; brand unspecified	4305
Gudang Guram	187
Guillermo, Don	4088
Gunsmoke	188
Guram, Gudang	187
Gurkha, K. Hansotia	4072
Guy, Tough	1162
Guys, Wise	4256
H. Upmann	464
H.B. Scott	205
Habana Black and Gold	4026
Habana Gold	466
Habana, La Perla	4223
Habana, Madrigal	4100
Habana/Havana cigars; brand unspecified	465
Habanera, La	4326
Habano Primero	4208
Habano, El Rico	4200
Habano, Gran	4425
Habanos	4106
Hacienda	4202
Hacienda, Vieja	4370
Hai cigarettes, Bali	163
Hai cigars, Bali	4399
Haitian cigars; brand unspecified	4324
Hall, Temple	4004
Hamiltons	4127
Hampton Arms	4447
Hansotia Gurkha, K.	4072
Happiness (Shuang Xi), Double	1378
Happy Days	303
Happy Hour	4401
Happy Times superillos cigarillos	4395
Harley Davidson	138
Harvest (roll-your-own), Golden	1283
Harvest (roll-your-own), Southern	1291
Harvest little cigars, Golden	4312
Hats Off	4236
Hatuey	4353
Hava Club	1250
Havana Blend	4138
Havana Blossom	227
Havana cigarettes	1208
Havana cigars, Habana/; brand unspecified	465
Havana Gold	4191
Havana Honey	4045
Havana, Little	4190

Definition	Code
Havatampa	412
Hawaiian cigars; brand unspecified	4338
Hawaiian, Royal	4285
Hawk little cigars, Dark	4414
Hawk, Black	1325
Hawken	304
Hay, John	4134
Heather Phillips	4177
Heaven	4209
Hector Hernandez	4248
Hedges, Benson &	102
Helix	4184
Hemingway	4092
Henry Clay	467
Herbal cigarette, not otherwise specified	803
Herbal cigarettes, Ecstasy	804
Herbal cigarettes, Herbal Gold	806
Herbal cigarettes, Honey Rose	802
Herbal Dreams cigarettes	808
Herbal Gold herbal cigarettes	806
Herbal snuff, Smokey Mountain	805
Herencia Cubana Oscuro Fuerte, La	4439
Hermanos, Tres	4204
Hernandez, Hector	4248
Hero, American	1327
Heroin	708
Heron	1307
Highway	1076
Hillside, Old (roll-your-own)	1192
Hinds, Thomas	4056
Hi-Value	189
Hobo	468
Hoja	4129
Holborn, Old (roll-your-own)	1187
Holland cigars; brand unspecified	4276
Hollywood	1033
Holt's	4384
Hombre little cigars	4372
Hombres, Dos	4086
Homegrown	601
Homemade chewing tobacco	2998
Homemade cigars	4998
Homemade snuff/smokeless tobacco	3998
Homer	1198
Honduran cigars; brand unspecified	4060
Honest Scotch	334
Honey Bee snuff	314
Honey B's cigarettes	1049
Honey Rose herbal cigarettes	802
Honey, Havana	4045
Honeys, Cuban	4329
Hongmei	1357

Definition	Code
Honor	1284
Hookah tobacco/tobacco in hookah	505
Horse cigarettes, Wild	1287
Horse cigars, Wild	4410
Horse little cigars, Dark	4287
Horse, Red	234
Horse, White	1303
Horse, Work	211
Hotel, Dimitrino Shepherds	1281
Hour, Happy	4401
House Blend	1031
House, Brick	4405
Hoya De Monterrey	469
Huanghelou	1339
Hugo Cassar	470
Hula girl	4144
Husky	341
i80 cigars	4368
Ibold	4293
Iceberg (roll-your-own)	1213
Iguana	4318
Image	1084
Impala	1102
Imperio, El	4383
Indian Tabac	4229
Indios, Puros	495
Infiesta	471
Infinity	1194
Iqmik	255
Isla Del Sol	4309
Island Blendz	4396
Island Collection	4158
J Famous, R &	4042
J. Fuego	4364
J.D. Blend	236
J.R. Tobacco	4019
J.T.	4172
Jack cigars, Black	4096
Jack, Apple	212
Jacks	190
Jackson, Peter	1290
Jad	4218
Jade	1168
Jakarta	1101
Jamaica, Royal	497
Jamaican cigars; brand unspecified	4061
Jardin, Flor de	4304
Jasmine	139
Java	4266
Jefe Centennial Reserve, Joya del	4261
Jenuwine Dominican Selection	4397
Jester (roll-your-own)	191

Definition	Code
Jimenes, Leon	4069
JM's Dominican	4432
Joes (roll-your-own), Smokin	1368
Joes cigarettes, Smokin	1040
Joes cigars, Smokin	4130
Joes little cigars, Smokin	4294
John Hay	4134
John Player	1066
John T's	4023
José "Pepin" Garcia Benchmade	4348
Jose Benito	4224
Jose Gener	4272
Jose Girbes	4231
Jose L. Piedra	4332
Jose Marti	4149
Jose, Don	453
Joya De Nicaragua	472
Joya del Jefe Centennial Reserve	4261
Joya del Rey	4111
JR Alternatives	4310
Jr Ultimate	473
Juan, Don	4234
Juicy	4373
Julieta, Romeo y	496
JW little cigars	4390
K. Hansotia Gurkha	4072
K.A. Kendall's 7-20-4	4429
Kahlua (Drew Estates)	4311
Kailas Bidis	192
Kamel Red	193
Karelia	1300
Kayak	326
Keep Moving	4103
Kendall's 7-20-4, K.A.	4429
Kent	110
Kentucky King Twist	253
Kentucky Select (roll-your-own)	1324
Kentucky Select pipe tobacco	523
Kentucky Smooth (roll-your-own)	1275
Kentucky, Old	1200
Kentucky's Best	1112
Key West	4076
Khaini, Kuber	246
Kickback	4438
Kiki, Don	4247
King	474
King - Cuban rejects, Phillip &	4257
King B	235
King Edward	413
King Mountain	1296
King Twist, Kentucky	253
Kingpin	4296
Kingsley	1203

Definition	Code
Kingsport	1118
Kingston	1251
Kiss	1369
Kite (roll-your-own)	1100
Klondike	362
Knights	1264
Knox	354
Kodiak	305
Kool	111
Korean, Bohem Cigar No. 6	1322
Krakatoa Kretek	1059
Kretek, Kuta	1060
Kristoff	4344
Krong Thip	1074
Kuber Khaini	246
Kuta Kretek	1060
L & M	141
L. Piedra, Jose	4332
La Aroma de Cuba	4250
La Aurora	475
La Corona	414
La Corona Whiffs	4301
La Diva	4055
La Finca	4036
La Flor Dominicana	479
La Floridita	4194
La Fontana	4034
La Gloria Cubana	476
La Guardia	4167
La Habanera	4326
La Herencia Cubana Oscuro Fuente	4437
La Palma de Oro	4143
La Paloma	4139
La Perla Habana	4223
La Primadora	4098
La Rica	4331
La Surina	4173
La Tradicion	477
La Unica	478
Label, Private	121
Lacket, Roda	357
Lakes	1286
Lancaster	220
Largo cigarettes	1346
Largo pipe tobacco	513
Lark	140
Larranaga, Por	4107
Lars Tetens	4008
Larson	1199
Las Cabrillas	480
Las Vegas	4089
Lauro's	4239
Leaf (roll-your-own), Amber	1337

Definition	Code
Leaf, Big	215
Leaf, Golden	1375
Leaf, Peachy Big	223
Leaves, Coca	703
Legend	194
Leon Jimenes	4069
Levi Garrett	206
Lewiston	1039
Liberty cigarettes	1243
Liberty cigars; brand unspecified	4346
Liberty Gold	1244
Libre, Nica	4404
Licenciados	4277
Liga Privada	4385
Liggett Select	1083
Lights, Golden	1133
Lil' Cigars, Dean's	4243
Limited Edition, U.S. Army	4426
Lino, Don	454
Little Cigar Factory	4240
Little cigars, 38 Special	4434
Little cigars, Action	4444
Little cigars, Boaz	4288
Little cigars, Bodyshot	4358
Little cigars, Cheyenne	4265
Little cigars, Chisum	4423
Little cigars, Clipper	4367
Little cigars, Dark Hawk	4414
Little cigars, Dark Horse	4287
Little cigars, Derringer	4292
Little cigars, Director's Club	4360
Little cigars, Golden Harvest	4312
Little cigars, Hombre	4372
Little cigars, JW	4390
Little cigars, Muriel Sweets	4284
Little cigars, OHM	4431
Little cigars, Primetime	492
Little cigars, Racer	4207
Little cigars, Red Buck	4306
Little cigars, Remington	4328
Little cigars, Richwood	4313
Little cigars, Santa Fe	4295
Little cigars, Smoker's Choice	4192
Little cigars, Smokin Joes	4294
Little cigars, Stampede	4308
Little cigars, Supreme Blend	4283
Little cigars, Vaquero	4298
Little cigars, Vendetta	4282
Little cigars, Wrangler	4366
Little cigars; brand unspecified	4997
Little Havana	4190
Little Nippers	415
Lobo	1173
Lone Wolf	481

Definition	Code
Longhorn	338
Lookout (roll-your-own)	1209
Lopez, Calixto	4145
Lopez, Mendez y	4153
Lotto	1252
Lozenge, Ariva tobacco	807
Lucky Strike	142
Lugo, Don	4267
Luis Rey, Sanit	4140
Luiz Martinez	4137
M & R Vintage Reserve	4408
M Santana, V	4059
M1 cigars	4291
Macanudos	416
Madrigal Habana	4100
Magna	143
Magna, Casa	4406
Mail Pouch	221
Mainstreet	196
Majestic	1370
Malibu	195
Mall, Pall	119
Mama, Bahama	4403
Mammoth Cave	243
Man chewing tobacco, Red	208
Man O' War	4436
Man snuff, Red	351
Mancini, Maria	4112
Manikchand	342
Mantequilla	4213
Marathon	1153
Maria Mancini	4112
Maria, Ave	4440
Maria, Black	242
Maribel	4448
Marijuana	701
Mark, Markers	4136
Marker	197
Marker, Permanent	705
Markers Mark	4136
Market	1141
Marlboro	112
Marlboro Snus	355
Marlin	1088
Maroma	4386
Marsh Wheeling	4119
Marti, Jose	4149
Martinez y Cia	482
Martinez, Gonzalez y	4201
Martinez, Luiz	4137
Mason, Payne-	4339
Masters, Dutch	408
Matacan	4180

Definition	Code
Mateo, Don	4126
Matinee	1157
Maurier, Du	177
Maverick	144
Maverick Quick Draw	4418
Max	145
Maxim	1158
McChrystals	335
McClintock (roll-your-own)	1170
MCD	1231
Medallion	198
Meharis	4099
Memoria de Cuba	4189
Mendez y Lopez	4153
Mephisto	4382
Meridian	199
Merit	113
Metador, El	4365
Meth, Methamphetamine ("ice" or "crank")	709
Mexican cigars; brand unspecified	4249
Mi Cubano	483
Miami Suites	4041
Middleton Cherry Blend	484
Middleton Gold and Mild	4025
Midnight Special (roll-your-own)	1214
Mifflin's Choice	4071
Mike Ditka	4302
Mild Sevens, Seven Stars/	1012
Mild, Black &	404
Mild, Middleton Gold and	4025
Millennium	4439
Mills, Railroad	344
Mint Snuff	323
Miranda, Nestor	4435
Misty	114
Mix, DJ	1305
Modern Vapor	812
Monaco	1080
Monarch	115
Monero	485
Montana	1115
Montclair	116
Monte Carlo	4046
Montecristo	486
Montecruz	4070
Montego	1253
Monterrey, Hoya De	469
Montesino	4032
Montoya	4079
Moonshine Crooks	4290
Moontrance, C.A.O.	4083
More	117
Morgan's	222

Definition	Code
Morris cigarette, Philip; brand unspecified	1273
Mountain herbal snuff, Smokey	805
Mountain, Big	259
Mountain, King	1296
Move	1142
Moving, Keep	4103
Moyorga	4131
Mr. B	4275
Mule Twist, White	256
Mundail	1159
Mundo, El Primer	4433
Mundo, El Rey del	460
Muniemaker	4035
Murano	4354
Muriel	417
Muriel Sweets little cigars	4284
Murillo	4251
Mustang	1027
MVP	1193
Napa	4075
Nat Cicco	4430
Nat Sherman cigarettes	1001
Nat Sherman cigars	4018
National	4168
Native	1092
Natural Blend	1132
Natural cigar	4174
Natural Root	4235
Natural, Canadian (roll-your-own)	1207
Natural, Erik	4445
Navy	315
Neos	4398
Nestor Miranda	4435
Nestor Reserve	4352
Nevada	1260
New Orleans	4154
New York cigars	4066
New York New York cigarettes	1047
Newport	118
Niagara	1106
Nica Libre	4404
Nicaragua, Joya De	472
Nicaraguan cigars; brand unspecified	4027
Nicorette	801
Nippers, Little	415
Nise	1160
Nobel cigarettes	1108
Nobel cigars	4416
Nobili Popular, De	4345
Nording	4299
Nova	1239

Definition	Code
Now	146
Nub	4357
Nut, Betel	704
O' War, Man	4436
O, Oliva	4245
Occidental	4210
Ocho, Calle	4413
Off, Hats	4236
Ohm (roll-your-own)	1349
OHM little cigars	4431
Old Domestic	257
Old Gold	147
Old Hillside (roll-your-own)	1192
Old Holborn (roll-your-own)	1187
Old Kentucky	1200
Old Port cigarillos	4220
Oliva Grand Cameroon, Flor de	4038
Oliva O	4245
Oliver Twist	244
Oliveros	487
Olor	4113
Omaha	1002
Omar	1237
Omar Sharif	1054
Omega	4203
Omni	1169
One, Bidi, A-	1189
One, D Best	1269
One, Premium	1052
OneOff	4170
Onyx	4020
Opal	1234
Optimo	488
Optiva	1146
Opus X	489
Orleans, New	4154
Ornelas	4101
Oro, La Palma de	4143
Oscuro Fuerte, La Herencia Cubana	4437
Our Pride	237
Outlaws, Sweet	4232
Over-the-counter drug	710
Owl, White	426
Ozona	328
Pablo, Don	4109
Packard's Club	353
Padilla	4297
Padron	490
Palace cigarettes	1107
Palace cigars	4039
Palermo	1340
Pall Mall	119

Definition	Code
Palma de Oro, La	4143
Paloma, La	4139
Panetella; brand unspecified	4124
Panter	4128
Panza, Sancho	4183
Papayo	4082
Pareto, Tamayo &	4091
Parisiennes	1150
Park, Ball	213
Parliament	120
Parodi Cella	491
Partagas	418
Patels, Rocky	4237
Patriot	1095
Payne-Mason	4339
Peach	322
Peachy Big Leaf	223
Pedro, Real A.L.	4427
Penn, William	427
Pepin Garcia Benchmade, José	4348
Pepin, Don	4363
Perdomo	4175
Perfecto Garcia	4057
Perla Habana, La	4223
Permanent marker	705
Peroxide, Rubbing alcohol and	711
Peter Jackson	1290
Peter Stokkebye (roll-your-own)	1308
Peter Stuyvesant	1230
Petites, Caribbean	4090
Philip Morris cigarette; brand unspecified	1273
Philippine cigars; brand unspecified	4337
Phillies	419
Phillip & King - Cuban rejects	4257
Phillips, Heather	4177
Piano Fuerte	4452
Piedra, Jose L.	4332
Piel Roja	1003
Pilot	1099
Pioneer	1371
Pipe tobacco, 4 Aces	517
Pipe tobacco, Bacco	521
Pipe tobacco, Bull Durham	518
Pipe tobacco, Buoy	519
Pipe tobacco, Carpenter's Cut	514
Pipe tobacco, Five Brothers	516
Pipe tobacco, Good Stuff	510
Pipe tobacco, Kentucky Select	523
Pipe tobacco, Largo	513
Pipe tobacco, Red Cap	511
Pipe tobacco, Sillems Blue	512
Pipe tobacco, Smoker's Best	515
Pipe tobacco, Smokin' G	520

Definition	Code
Pipe tobacco, Sparrow	522
Pipe tobacco; brand unspecified	5999
Place, Tobacco	4011
Planet	1004
Plasencia	4114
Platinum (roll-your-own), D & R Windsail	1353
Playboy	4031
Player, John	1066
Player's Clipper	148
Plug tobacco, Apple	232
Plug, Bloodhound Thick	233
Point	1161
Poker	1261
Pom Pom cigarillos	4242
Popular	1103
Popular, De Nobili	4345
Por Larranaga	4107
Porfirio	4115
Port cigarillos, Old	4220
Pouch, Mail	221
Premier (roll-your-own)	1314
Premis	1299
Premium One	1052
President	333
Price, Slim	1013
Pride, Our	237
Pride, Smoker's	506
Pride, Southern	228
Pride, Taylor's	209
Pride, Value	1255
Primadora, La	4098
Prime	1024
Primer Mundo, El	4433
Primero, Habano	4208
Primetime little cigars	492
Primo	1224
Primo Del Rey	4176
Prince (Denmark)	1077
Prince Albert cigars	493
Prince Albert tobacco	501
Privada, Liga	4385
Private Label	121
Private Stock	1005
Prix, Grand	1089
Pro, Galaxy	1341
Producto, El	409
Professor Sila	4335
Puerto Rican cigars; brand unspecified	4321
Puerto Rico 965	4359
Punch	494
Purofino	4049
Puros Indios	495

Definition	Code
Putter	1143
Pyramid	149
Quality	1121
Quality Smokes	1006
Quality, Value &	1071
Queens, 1886	4187
Quest	1179
Quick Draw, Maverick	4418
Quintero	4150
Quirantes	4080
Quorum	4355
R & J Famous	4042
R Tobacco (roll-your-own), D &	1311
R Vintage Reserve, M &	4408
R, Windsail Platinum (roll-your-own), D &	1353
Racer little cigars	4207
Railroad Mills	344
Raison	1301
Raleigh	150
Raleigh tobacco, Sir Walter	502
Rally	1007
Ralph's snuff	324
Ramrod	4151
Randelllo X	4279
Rapé Snus, Göteborgs	352
Rave	1008
Rave rolling tobacco	1323
Raven-E	811
Real A.L. Pedro	4427
Reas	4040
Red Buck little cigars	4306
Red Bull snuff	350
Red Cap pipe tobacco	511
Red Fox	207
Red Horse	234
Red Man chewing tobacco	208
Red Man snuff	351
Red River	507
Red Seal	316
Red, Big	238
Red, Kamel	193
Redbull (roll-your-own)	1183
Redwood	306
Reinas, Dos	4073
Rejects, Phillip & King - Cuban	4257
Remedios	4186
Remington little cigars	4328
Rene, Don	455
Renegades	325
Repeater, The	4371
Reserve, Joya del Jefe Centennial	4261

Definition	Code
Reserve, M & R Vintage	4408
Reserve, Nestor	4352
Revel	345
Revenge	1116
Reveria	4152
Rex, company brand unspecified	1257
Rex, Don	4252
Rey del Mundo, El	460
Rey, Cuesta-	407
Rey, Joya del	4111
Rey, Primo Del	4176
Rey, Saint Luis	4140
Rhino, White	1195
Rica, La	4331
Rich	1342
Richland	151
Richwood little cigars	4313
Rico 965, Puerto	4359
Rico Habano, El	4200
Rico Suave	4362
Ridgeway	1215
Rigoletto	420
Ritmeester	4156
River Crooks, Rum	4369
River, Gold	302
River, Red	507
River, Snake	260
Riverside	1321
Robert Burns	421
Robusto; brand unspecified	4117
Rocky Patels	4237
Roda Lacket	357
Roger	1093
Roi-Tan	422
Roja, Piel	1003
Rolling tobacco, American Spirit	1032
Rolling tobacco, Danish Export	1298
Rolling tobacco, Echo	1297
Rolling tobacco, Rave	1323
Rollrich (roll-your-own)	1009
Roll-your-own cigarette; brand unspecified	1998
Roly	4217
Romeo y Julieta	496
Romero	4163
Romy	1216
Ronhill	1233
Room 101	4419
Rooster	317
Root, Natural	4235
Rosa Cuba	4043
Rose herbal cigarettes, Honey	802
Rose, Tube	320
Roseman	1336

Definition	Code
Rothman	1010
Rough Country	224
Roughneck	4281
Rounds, Caribbean	4068
Rounds, Cuban	4380
Royal Blunt EZ Tube	4178
Royal Cubans	4238
Royal Hawaiian	4285
Royal Jamaica	497
Royales	4081
Royals cigarettes	1272
Rubbing alcohol and peroxide	711
Rubios	1316
Rum River Crooks	4369
Rum Runner	4017
Rum, Fat	4300
Rumney's, Dr.	339
Runner, Rum	4017
Rush cigarettes, Gold	1240
Rush cigars, Gold	4219
Rushmore	4253
S & M cigarette; brand unspecified	1345
S.T. Dupont	4381
Sago	1167
Sails, Three	509
Saint Luis Rey	4140
Salem	122
Salvadoran cigars; brand unspecified, El	4389
Sampoerna	1011
Samson (roll-your-own)	1038
Samuel Gawith	346
San Andres	4196
Sancho Panza	4183
Sandia	1232
Santa Damiana	4160
Santa Fe little cigars	4295
Santana, VM	4059
Saratoga	152
Satin	153
Savannah Bulldog	4340
Save, Always	1186
Scenic 101	1165
Schimmelpennick	498
Scotch Buy	1114
Scotch, Carhart's Choice Sweet	359
Scotch, Honest	334
Scott, H.B.	205
Seal, Red	316
Sebastian, Don	456
Sebring	1081
Select (roll-your-own), Kentucky	1324
Select pipe tobacco, Kentucky	523

Definition	Code
Select, CTC	1294
Select, Liggett	1083
Selection, Jenuwine Dominican	4397
Senate	1374
Seneca; company brand unspecified	1064
Sequoia	331
Seven Stars/Mild Sevens	1012
Shag, Amsterdam (roll-your-own)	1067
Shag, Bali- (roll-your-own)	164
Sharif, Omar	1054
Shepherds Hotel, Dimitrino	1281
Sher Bidi	1098
Sheriff	1328
Sherman cigarettes, Nat	1001
Sherman cigars, Nat	4018
Shield	1094
Shuang Xi, Double Happiness	1378
Sierra Sweets	4024
Signal	1318
Signature	1061
Sila, Professor	4335
Silk Cut	1125
Sillems Blue pipe tobacco	512
Silva Thins	1135
Silva, Casa	406
Silver Cloud	1354
Silver Creek	307
Silver Dollar	361
Silver Eagle	1292
Silvers	1177
Silverton	1188
Sinatra	4135
Sincerely Yours	1062
Sinclair, Victor	4157
SingleStick (roll-your-own)	1258
Sir Elliot's	4214
Sir Walter Raleigh tobacco	502
Sixty-1	1105
Skoal	308
Skruf Stark	347
Sky Dancer	1184
Slim Price	1013
Slims, Virginia	125
Slovakia cigars, Czech Republic or; brand unspecified	4316
Smalls, Tijuana	424
Smith, FX	4228
Smoke 1	1245
Smoke, G-	1218
Smokeless cigarette, Electronic;/ otherwise unspecified	810
Smoker Friendly cigarettes	1086
Smoker Friendly cigars	4155
Smoker's Best pipe tobacco	515

Definition	Code
Smoker's Choice cigarettes	1329
Smoker's Choice little cigars	4192
Smoker's Pride	506
Smokers Warehouse (roll-your-own)	1217
Smoker's, Best cigars	4376
Smokes, Quality	1006
Smokey Mountain herbal snuff	805
Smokin' G pipe tobacco	520
Smokin Joes (roll-your-own)	1368
Smokin Joes cigarettes	1040
Smokin Joes cigars	4130
Smokin Joes little cigars	4294
Smooth (roll-your-own), Kentucky	1275
Snake River	260
Snuff, Garrett	321
Snuff, General	337
Snuff, Ralph's	324
Snuff, Red Bull	350
Snuff, Red Man	351
Snuff, Smokey Mountain herbal	805
Snuff/smokeless tobacco, Homemade	3998
Snuff; brand unspecified	3999
Snus, Camel	349
Snus, Göteborgs Rapé	352
Snus, Marlboro	355
Sobranie	1014
Sol, El	4343
Sol, Isla Del	4309
Sonic	1282
Sonoma	1041
Sosa	4116
Southern Classics	1246
Southern Cross	1270
Southern Harvest (roll-your-own)	1291
Southern Pride	228
Southern Steel	508
Sovereign	1057
Sparrow pipe tobacco	522
Special	1085
Special little cigars, 38	4434
Special, Midnight (roll-your-own)	1214
Specials, Turkish	1045
Speedway	4443
Spirit of Cuba	4254
Spirit rolling tobacco, American	1032
Spirit, American	161
Splash	1065
Sport	1023
Sportsman, Arango	430
Spray, Aerosol	706
Springwater Vanilla	1015
Square	318

Definition	Code
Stag	499
Stampede little cigars	4308
Star chewing tobacco	248
Star cigarettes	1075
Star, All	1201
Star, Five	4012
Stark, Skruf	347
Stars/Mild Sevens, Seven	1012
State Express 555	154
States cigars, United; brand unspecified	4067
Steel, Southern	508
Sterling	155
Stock, Private	1005
Stoker chewing tobacco	230
Stoker's (roll-your-own)	1206
Stokkebye, Peter (roll-your-own)	1308
Stonewall	340
Storm	1263
Straight Up	4415
Street, Bond	1356
Street, Wall	4377
Strike, Lucky	142
Stuff (roll-your-own), Good	1335
Stuff pipe tobacco, Good	510
Stuyvesant, Peter	1230
Style	156
Suave, Rico	4362
Suites, Miami	4041
Summit	1016
Sun, Desert	1248
Sundance	1017
Sunny	1293
Superillos, cigarillos, Happy Times	4395
Superkings	1068
Supre Sweets	4085
Supreme Blend little cigars	4283
Surina, La	4173
Swedish cigars, brand unspecified	4392
Sweet Afton	1096
Sweet Daddies	4255
Sweet Dreams	1113
Sweet Outlaws	4232
Sweet Scotch, Carhart's Choice	359
Sweet, CC	327
Sweethearts, Tampa	4453
Sweets little cigars, Muriel	4282
Sweets, Sierra	4024
Sweets, Supre	4085
Sweets, Swisher	423
Sweets; brand unspecified	4001
Swift, Dean	329
Swisher Sweets	423

Definition	Code
Tabac, Indian	4229
Tabak Especial	4409
Taboka	348
Tahoe	1082
Tall	1042
Talon	4455
Tamayo & Pareto	4091
Tamboril	4102
Tampa Sweethearts	4453
Tampa; brand unspecified	4002
Tan, Black &	4322
Tan, Roi-	422
Tareyton	157
Tatiana	4084
Taylor's Pride	209
Te Amo	4003
Temple Hall	4004
Tempo	1043
Tennessee Chew	241
Tetens, Lars	4008
Teton (roll-your-own)	1309
Tex	1259
Texan	1302
The Repeater	4371
Thick Plug, Bloodhound	233
Thins, Silva	1135
Thip, Khrong	1074
Thomas Hinds	4056
Thompson	4005
Three Sails	509
Thunder	356
Tijuana Smalls	424
Timber Wolf	309
Time	1361
Time, Timeless	1359
Time, Value	1070
Timeless Time	1359
Times Superillos cigarillos, Happy	4395
Times, Good	4361
Tinsley	239
Tiparillo	4006
Tobacco (roll-your-own), D & R	1311
Tobacco in hookah, Hookah tobacco/	505
Tobacco lozenge, Ariva	807
Tobacco Place	4011
Tobacco, 4 Aces pipe	517
Tobacco, American Spirit rolling	1032
Tobacco, Apple Plug	232
Tobacco, Bacco pipe	521
Tobacco, Bighorn	504
Tobacco, Bull Durham pipe	518
Tobacco, Buoy pipe	519

Definition	Code
Tobacco, Carpenter's Cut pipe	514
Tobacco, Danish Export rolling	1298
Tobacco, Echo rolling	1297
Tobacco, Five Brothers, pipe	516
Tobacco, Good Stuff pipe	510
Tobacco, Homemade chewing	2998
Tobacco, Homemade snuff/smokeless	3998
Tobacco, Kentucky Select pipe	523
Tobacco, Largo pipe	513
Tobacco, Pipe; brand unspecified	5999
Tobacco, Prince Albert	501
Tobacco, R.J.	4019
Tobacco, Rave rolling	1323
Tobacco, Red Cap pipe	511
Tobacco, Red Man chewing	208
Tobacco, Sillems pipe	512
Tobacco, Sir Walter Raleigh	502
Tobacco, Smoker's Best pipe	515
Tobacco, Smokin' G pipe	520
Tobacco, Sparrow pipe	522
Tobacco, Star chewing	248
Tobacco/tobacco in hookah, Hookah	505
Tomas, Don	457
Tony Alvarez	4342
Top (roll-your-own)	158
Topper	4063
Tops snuff	319
Topstone	4356
Toque	358
Torano, Carlos	4216
Torano, Exodus	4263
Torino	4379
Toro, El	4185
Totems	210
Tough Guy	1162
Tourney	1029
Tracker	1254
Tradicion, La	477
Travis Club	4048
Treats, Dutch	459
Trend	4387
Tres Hermanos	4204
Trinidad	4269
Triumph	159
Trophy	225
True	160
True Blunt	4314
T's, John	4023
Tube Rose	320
Tube, Royal Blunt EZ	4178
Tucson	1138

Definition	Code
Tueros	4225
Tulsi	250
Turkish Specials	1045
Turrent, A.	4421
Tusker	4320
Twist, Cumberland	247
Twist, Kentucky King	253
Twist, Oliver	244
Twist, White Mule	256
Twist, Wild Duck	251
Ultimate, Jr	473
Ultra Buy	1025
Unica, La	478
Unify	1174
Union	1310
Union Workman	229
United States cigars; brand unspecified	4067
Universal	425
Up, Straight	4415
Upmann, Carl	4052
Upmann, H.	464
U.S. Army Limited Edition	4426
US, First	1205
USA	1050
USA Gold	1018
USA, First	1205
V Centennial	4037
Valley filtered cigars, Golden	4449
Value & Pride	1255
Value Quality	1071
Value Time	1070
Value, Best	130
Value, Bonus	1136
Value, BV Bonus	1030
Value, Hi-	189
Value; brand unspecified	1028
Vanilla, Springwater	1015
Vantage	123
Vapor Modern	812
Vaquero little cigars	4298
VB	1319
Vega Fina	4164
Vega, Celestino	4029
Vega, Garcia y	411
Vegas cigarettes	1019
Vegas cigars	4118
Vegas, 5	4330
Vegas, Cinco	4165
Vegas, Las	4089
Velvet	503

Definition	Code
Vendetta little cigars	4282
Venezuelan cigars; brand unspecified	4402
Verso, El	4374
Viajante; brand unspecified	4205
Viceroy	124
Victor Sinclair	4157
Victoria	1350
Victory	1149
Vieja Hacienda	4370
Vieux Carre	4351
Vigilante Esteban Carrera	4303
Villiger	4104
Vinci, Da	4412
Vintage Reserve, M & R	4408
Virginia Slims	125
Virginia, Golden (roll-your-own)	1140
Virginian	1087
VM Santana	4059
Wall Street	4377
Wall, Great	4428
Walter Raleigh tobacco, Sir	502
War, Man O'	4436
Warehouse, Smokers (roll-your-own)	1217
Warren County	245
Waves	1020
Way	1238
WB	226
West, Key	4076
Westport	1147
Wheeling, Marsh	4119
Whiffs, La Corona	4301
White Cat	4442
White Horse	1303
White Mule Twist	256
White Owl	426
White Rhino	1195
Wild Duck twist	251
Wild Horse cigarettes	1287
Wild Horse cigars	4410
William Penn	427
Wills	1053
Wills Classic	1363
Wilsons	336
Winchester	428
Windsail Platinum (roll-your-own), D & R	1353
Windsor	4015
Wings	1372
Winner	1097
Winston	126
Winston Churchill by Davidoff	4319

Definition	Code
Wise Guys	4256
Wolf Brothers	4007
Wolf, Lone	481
Wolf, Timber	309
Work Horse	211
Work, Day's	203
Workman, Union	229
Worth	1044
Wrangler little cigars	4366
Wuyeshen	1379
X, Opus	489
X, Randelllo	4279
Xi, Shuang, Double Happiness	1378
Xi, Yu	1330
X-tra	1152
Yeyo, Don	4162
York cigarettes, New York New	1047
York cigars, New	4066
Yours	1021
Yours, Sincerely	1062
Yu Xi	1330
Yukon	1288
Yunyan	1373
Z, Circle	1228
Zen	1367
Zhonghua	1343
Zhongnanhai	1360
Zig-Zag (roll-your-own)	1069
Zig-Zag cigarillos	4391
Zino	4044

APPENDIX D

Recoded Substance Dependence and Abuse Variable Documentation

The 2012 National Survey on Drug Use and Health (NSDUH) computer-assisted interviewing (CAI) instrumentation included questions that were designed to measure dependence and abuse of illicit drugs, alcohol, and dependence on nicotine (cigarettes). For nicotine (cigarettes), questions pertaining to dependence were based on criteria from the Nicotine Dependence Syndrome Scale (NDSS; Shiffman, Hickcox, Gnys, Paty, & Kassel, 1995; Shiffman, Waters, & Hickcox, 2004) and the Fagerstrom Test of Nicotine Dependence (FTND; Fagerstrom, 1978; Heatherton, Kozlowski, Frecker, & Fagerstrom, 1991). The above-mentioned criteria were first used to measure nicotine dependence in NSDUH in 2003. For substances other than nicotine (cigarettes), which include alcohol, cocaine, heroin, pain relievers, sedatives, marijuana, tranquilizers, stimulants, hallucinogens, and inhalants, dependence and abuse questions were based on the criteria in the *Diagnostic and Statistical Manual of Mental Disorders (DSM-IV)*, 4th edition (American Psychiatric Association [APA], 1994). Due to the complexity of defining the dependence and abuse variables, additional details regarding the creation of these variables are included in this appendix.

Given the current editing and imputation procedures, along with the use of both core and noncore questions to determine whether a respondent was asked the dependence and abuse questions, users should be aware of the possible inconsistencies that may exist between the dependence and abuse variables and the imputed substance use and frequency of use variables for selected substances.

Responses from core substance use, frequency of substance use, and noncore substance use questions were used as criteria to determine whether a respondent was asked the alcohol and/or illicit drug dependence and abuse questions. Unknown responses to the core substance use and frequency of substance use questions were imputed. However, the imputation process did not take into account data reported in the noncore CAI modules. Therefore, responses to the dependence and abuse questions that were inconsistent with responses to the imputed substance use or frequency of use questions could exist. These inconsistent responses remained in the edited data and were not excluded in the creation of the dependence and abuse recodes. Since different sets of criteria were used as skip logic for each substance, different types of inconsistencies between the dependence and abuse variables and the imputed substance use and frequency of substance use variables could occur by substance. These inconsistencies are discussed in further detail in the appropriate sections on each substance.

Differences also exist between the methodologies used for determining dependence on nicotine (cigarettes) and for determining dependence on other substances. For example, to classify as nicotine (cigarette) dependent, a respondent must be a past month user of cigarettes. However, to classify as dependent on one of the other substances by *DSM-IV* criteria, a respondent must be a past year user of that substance. A second difference is that the Nicotine Dependence Syndrome Scale (NDSS) questions are imputed in order to optimize the number of respondents who may be classified for nicotine (cigarette) dependence, unlike the *DSM-IV* dependence questions that are used in the nonimputed, edited form.

Nicotine (Cigarette) Dependence

The 2012 NSDUH CAI questions designed to assess nicotine (cigarette) dependence were based on the NDSS and the FTND. To identify patterns of nicotine (cigarette) dependence within the 2012 NSDUH data, variable indicators were created to measure dependence on nicotine through the use of cigarettes. A respondent was defined as being dependent if he or she met either the NDSS or the FTND criteria for dependence.

Nicotine Dependence Syndrome Scale (NDSS):

The conceptual roots of the NDSS are similar to those behind the *DSM-IV* concept of dependence (Edwards & Gross, 1976). The 2012 NSDUH contains 19 NDSS questions that address five aspects of dependence:

1. Smoking drive (compulsion to smoke driven by nicotine craving and withdrawal)
 - a. After not smoking for a while, you need to smoke in order to feel less restless and irritable (IRCGIRTB)
 - b. When you don't smoke for a few hours, you start to crave cigarettes (IRCGCRV)
 - c. You sometimes have strong cravings for a cigarette where it feels like you're in the grip of a force you can't control (IRCGCRGP)
 - d. You feel a sense of control over your smoking - that is, you can "take it or leave it" at any time (IRCGNCTL)
 - e. You sometimes worry that you will run out of cigarettes (IRCGROUT).
2. Nicotine tolerance
 - a. Since you started smoking, the amount you smoke has increased (IRCGINCR)
 - b. Compared to when you first started smoking, you need to smoke a lot more now in order to be satisfied (IRCGSAT)
 - c. Compared to when you first started smoking, you can smoke much, much more now before you start to feel anything (IRCGLMR).
3. Continuous smoking
 - a. You smoke cigarettes fairly regularly throughout the day (IRCGRGDY)
 - b. You smoke about the same amount on weekends as on weekdays (IRCGRGWK)
 - c. You smoke just about the same number of cigarettes from day to day (IRCGRGNM)
 - d. It's hard to say how many cigarettes you smoke per day because the number often changes (IRCGNCG)
 - e. It's normal for you to smoke several cigarettes in an hour, then not have another one until hours later (IRCGSLHR).
4. Behavioral priority (preferring smoking over other reinforcing activities)
 - a. You tend to avoid places that don't allow smoking, even if you would otherwise enjoy them (IRCGAVD)
 - b. There are times when you choose not to be around your friends who don't smoke because they won't like it if you smoke (friends question - CIGFNLKE)
 - c. Even if you're traveling a long distance, you'd rather not travel by airplane because you wouldn't be allowed to smoke (IRCGPLN).
5. Stereotypy (fixed patterns of smoking)
 - a. Do you have any friends who do not smoke cigarettes (friends question - CIGFNSMK)

- b. The number of cigarettes you smoke per day is often influenced by other things - how you're feeling, or what you're doing, for example (IRCGINFL)
- c. Your smoking is not affected much by other things. For example, you smoke about the same amount whether you're relaxing or working, happy or sad, alone or with others (IRCGNINF).

Each of these five domains can be assessed by a separate measure, but an average score across all domains also can be obtained for overall nicotine dependence (Shiffman et al., 2004). The NDSS algorithm for calculating this average score was based on the respondent's answers to 17 of the 19 questions listed above. The items regarding nonsmoking friends (4b - CIGFNLKE and 5a - CIGFNSMK) were excluded due to higher item nonresponse rates.

For respondents who answered 16 of the 17 NDSS nicotine (cigarette) dependence questions used in the NDSS algorithm, imputation using the 16 answered NDSS items as covariates in a weighted least squares regression model was implemented (Laufenberg et al., 2014).

Responses to items IRCGIRTB, IRCGCRV, IRCGCRGP, IRCGAVD, IRCGPLN, IRCGROUT, IRCGRGDY, IRCGRGWK, IRCGRGNM, IRCGNINF, IRCGINCR, IRCGSAT, and IRCGLMR were coded from 1 to 5 where

- 1= Not at all true
- 2= Somewhat true
- 3= Moderately true
- 4= Very true
- 5= Extremely true

Responses to items IRCGNCTL, IRCGNCG, IRCGSLHR, and IRCGINFL were reverse coded from 5 to 1 where

- 5= Not at all true
- 4= Somewhat true
- 3= Moderately true
- 2= Very true
- 1= Extremely true

For respondents who reported smoking cigarettes in the past month, the NDSS score, NDSSANSP, was calculated as the sum of the responses to the previous questions divided by 17. The NDSS score was calculated only for those who had responses to all 17 questions after imputation. If a respondent did not have valid responses (based on actual reporting and imputation) to all 17 questions, then his or her NDSS score was defined as missing.

A respondent was defined as nicotine dependent, NDSSDNSP=1, if the NDSS score was greater than or equal to 2.75. If the NDSS score was less than 2.75 or missing, then the respondent was determined to be nondependent, NDSSDNSP=0, based on the NDSS. The threshold of 2.75 was derived by examining the distribution of scores in other samples of smokers who were administered the NDSS, including a contrast of scores obtained for nondependent smokers (chippers) versus heavy smokers (Shiffman, Paty, Kassel, Gnys, & Zettler-Segal, 1994).

Fagerstrom Test of Nicotine Dependence (FTND):

The FTND is a multi-item measure of dependence, but much of its ability to discriminate dependent smokers derives from a single item assessing how soon after waking smokers have their first cigarette (Heatherton, Kozlowski, Frecker, Rickert, & Robinson, 1989). Because most nicotine is cleared from the bloodstream overnight, smokers typically wake in nicotine deprivation, and rapid movement to smoke is considered a sign of dependence. A respondent who reported smoking cigarettes in the past month was defined as nicotine dependent based on the FTND, FTNDDNSP, if the first cigarette smoked was within 30 minutes of waking up on the days he or she smoked (CIGWAKE=1 or 2).

Nicotine (Cigarette) Dependence:

Using both the NDSS and the FTND, a respondent was defined as having nicotine (cigarette) dependence in the past month, DNICNSP, if he or she met either the NDSS (NDSSDNSP=1) or FTND (FTNDDNSP=1) criteria for dependence.

DSM-IV Dependence and Abuse

The 2012 NSDUH CAI questions were designed to assess substance dependence and abuse of alcohol and illicit drugs based on the criteria for dependence and abuse in the *DSM-IV* (APA, 1994). For marijuana, inhalants, hallucinogens, and tranquilizers, a respondent was defined as having dependence if he or she met three or more of six standard dependence criteria. A seventh withdrawal criterion was added for alcohol, pain relievers, cocaine, heroin, sedatives, and stimulants. A respondent was defined as having dependence if he or she met three or more of seven dependence criteria. For each illicit drug and alcohol, a respondent was defined as having abused that substance if he or she met one or more of four abuse criteria and was determined not to be dependent upon the substance of interest.

Dependence and abuse variables are mutually exclusive with dependence taking precedence (i.e., dependence is determined first and respondents are only classified as having been abused if they are not already classified as dependent, regardless of responses to the abuse questions). Therefore, it is possible for the variables showing abuse of a combination of substances to not correspond with the abuse status of those individual substances. For example, a respondent who is classified as having abused cocaine in the past year may be classified as not having abused illicit drugs because he or she was dependent on marijuana and already classified as being dependent on illicit drugs.

For alcohol and marijuana, the criteria used to determine whether a respondent was asked the dependence and abuse questions included past year use of the respective substance and reported use of the respective substance on more than 5 days in the past year. Because respondents were asked the dependence and abuse questions if they reported substance use in the past year, regardless of whether they reported their frequency of substance use in the past year, inconsistencies could occur where the imputed frequency of use variable indicated less frequent use than required for respondents to be asked the dependence and abuse questions originally.

For heroin and cocaine, the criteria included reporting past year use in a core drug module or past year use in the noncore special drugs module. Inconsistencies could occur when core substance use variables indicated no use in the past year but a dependence and abuse variable indicated substance dependence or abuse.

For pain relievers, tranquilizers, and inhalants, the only criterion used was that the respondent reported past year use of the respective substance. Thus, no inconsistencies could occur where the respondent was considered a nonuser of the substance but was dependent on or abusing the substance.

For stimulants, prior to the 2005 NSDUH, the criteria included only reporting past year stimulant use in a core drug module or past year use in the noncore special drugs module. Inconsistencies could occur when either the core or the noncore substance use variables indicated no use in the past year but a dependence and abuse variable indicated substance dependence or abuse. In 2005 and 2006, new questions were added to the noncore special drugs module to identify respondents who had used methamphetamine but had failed to report it in the core prescription stimulant module because they did not think of methamphetamine as a prescription drug. In 2005, new questions were added concerning past year methamphetamine use: "Have you ever, even once, used methamphetamine?" and "Have you ever, even once, used a needle to inject methamphetamine?" In 2006, an additional follow-up consistency question was added to confirm prior responses about methamphetamine use: "Earlier, the computer recorded that you have never used methamphetamine. Which answer is correct?" Persons identified as methamphetamine users in these new questions were also administered the stimulant dependence

and abuse questions. However, based on the decisions made during the analysis of the new methamphetamine data,¹ respondents who met the criteria for stimulant dependence or abuse but had reported past year methamphetamine use *only* on these new 2005 and 2006 special drug use questions (i.e., did not indicate methamphetamine use from the core drug module or other questions in the noncore special drugs module) were categorized as NOT having past year stimulant dependence or abuse. In the 2008 NSDUH, the skip logic was further modified allowing respondents who reported using Adderall® in the noncore special drugs section but failed to report it in the core prescription stimulant module to be asked the stimulant dependence and abuse questions. Consistent with the decision made for the new methamphetamine questions, those respondents who met the criteria for stimulant dependence or abuse based only on the new Adderall® questions were also categorized as NOT having past year stimulant dependence or abuse. This decision prevents additional inconsistencies between core and noncore indicators of use. Furthermore, if these same respondents were categorized as not having past year dependence on or abuse of any other substance (e.g., pain relievers, tranquilizers, or sedatives for the psychotherapeutic drug grouping), then they were categorized as NOT having past year dependence on or abuse of psychotherapeutics, illicit drugs, illicit drugs or alcohol, and illicit drugs and alcohol.

For hallucinogens and sedatives, prior to the 2008 NSDUH, the criteria included only reporting past year use in a core drug module. Thus, no inconsistencies could occur where the respondent was considered a nonuser of the substance but was dependent on or abusing the substance. In 2008, questionnaire logic for determining hallucinogen and sedative dependence or abuse was modified. The revised skip logic used information collected in the noncore special drugs module in addition to questions from the core drug modules. Respondents were asked about hallucinogen dependence and abuse if they reported in the noncore special drugs module additionally using Ketamine, DMT, AMT, Foxy, or *Salvia divinorum* and were asked about sedative dependence and abuse if they reported additionally using Ambien®. Consistent with the previous decision to exclude respondents whose methamphetamine use was based solely on responses in a noncore module from being classified as having dependence or abuse, respondents who indicated past year hallucinogen or sedative use based solely on these noncore special drug questions were categorized as NOT having past year dependence or abuse regardless of how they answered the dependence and abuse questions. This decision prevents any inconsistencies between core and noncore indicators of use for these drugs. Further details are provided in Section B.4.3 of Appendix B of the 2009 summary of national findings (Office of Applied Studies, 2010a; 2010b).

A respondent might have provided ambiguous information about past year use of any individual substance, in which case these respondents were not asked the dependence and abuse questions for that substance. Subsequently, these respondents could be imputed to be past year users of the respective substance. In this situation, the dependence and abuse data were unknown. Thus, these respondents were classified as not dependent on or abusing the respective substance, without ever having been asked the dependence and abuse questions.

Listed below are the definitions used for each of the individual dependence and abuse measures, as well as specific notes about inconsistency issues for each measure. Additional variables were created using a combination of these individual dependence and abuse measures and are listed in the main part of the codebook.

¹ See Section B.4.8 of Appendix B in the 2008 NSDUH national findings for more details on the methamphetamine analysis (Office of Applied Studies, 2009).

Substance Dependence Recodes Defined with Withdrawal Criteria

ALCOHOL:

To be defined with alcohol dependence, DEPNDALC, a respondent must have met three or more of these alcohol dependence criteria:

- (1) Spent a great deal of time over a period of a month getting, using, or getting over the effects of alcohol (ALCLOTTM=1 or ALCGTOVR=1)
- (2) Used alcohol more often than intended or was unable to keep set limits on alcohol use (ALCKPLMT=2)
- (3) Needed to use alcohol more than before to get desired effects or noticed that same amount of alcohol use had less effect than before (ALCNDMOR=1 or ALCLSEFX=1)
- (4) Inability to cut down or stop using alcohol every time tried or wanted to (ALCCUTEV=2)
- (5) Continued to use alcohol even though it was causing problems with emotions, nerves, mental health, or physical problems (ALCEMCTD=1 or ALCPHCTD=1)
- (6) Alcohol use reduced or eliminated involvement or participation in important activities (ALCLSACT=1)
- (7) Reported experiencing two or more alcohol withdrawal symptoms at the same time that lasted longer than a day after alcohol use was cut back or stopped. Symptoms include (i) sweating or feeling that heart was beating fast, (ii) having hands tremble, (iii) having trouble sleeping, (iv) vomiting or feeling nauseous, (v) seeing, hearing, or feeling things that were not really there, (vi) feeling like could not sit still, (vii) feeling anxious, and (viii) having seizures or fits. (ALCWDSMT=1).

Note: A respondent could answer the dependence questions if he or she reported using alcohol in the past year, regardless of whether he or she reported the frequency of days in which he or she drank an alcoholic beverage. Thus, cases may exist where a respondent was classified as dependent on alcohol but drank an alcoholic beverage less than 6 days in the past year according to the imputed frequency of use variable (IRALCFY).

COCAINE:

To be defined with cocaine dependence, DEPNDCOG, a respondent must have met three or more of these cocaine dependence criteria:

- (1) Spent a great deal of time over a period of a month getting, using, or getting over the effects of cocaine (COCLOTTM=1 or COCGTOVR=1)
- (2) Used cocaine more often than intended or was unable to keep set limits on cocaine use (COCKPLMT=2)
- (3) Needed to use cocaine more than before to get desired effects or noticed that same amount of cocaine use had less effect than before (COCNDMOR=1 or COCLSEFX=1)
- (4) Inability to cut down or stop using cocaine every time tried or wanted to (COCCUTEV=2)
- (5) Continued to use cocaine even though it was causing problems with emotions, nerves, mental health, or physical problems (COCEMCTD=1 or COCPHCTD=1)
- (6) Cocaine use reduced or eliminated involvement or participation in important activities (COCLSACT=1)

- (7) Reported feeling blue or down when trying to stop or cut down using cocaine (COCFLBLU=1) as well as experiencing two or more additional cocaine withdrawal symptoms at the same time that lasted longer than a day after cocaine use was cut back or stopped. Symptoms include (i) feeling tired or exhausted, (ii) having bad dreams, (iii) having trouble sleeping or sleeping more than normal, (iv) feeling hungry more often, and (v) feeling either very slowed down or could not sit still. (COCWDSMT=1).

Note: A respondent could answer the dependence questions if he or she reported injecting cocaine with a needle in the past year, even if he or she reported not using cocaine in the past year. Thus, cases may exist where a respondent was classified as being dependent on cocaine, even though he or she had not used cocaine in the past year according to the imputed recency variable (COCYR).

HEROIN:

To be defined with heroin dependence, DEPNDHER, a respondent must have met three or more of these heroin dependence criteria:

- (1) Spent a great deal of time over a period of a month getting, using, or getting over the effects of heroin (HERLOTTM=1 or HERGTOVR=1)
- (2) Used heroin more often than intended or was unable to keep set limits on heroin use (HERKPLMT=2)
- (3) Needed to use heroin more than before to get desired effects or noticed that same amount of heroin use had less effect than before (HERNDMOR=1 or HERLSEFX=1)
- (4) Inability to cut down or stop using heroin every time tried or wanted to (HERCUTEV=2)
- (5) Continued to use heroin even though it was causing problems with emotions, nerves, mental health, or physical problems (HEREMCTD=1 or HERPHCTD=1)
- (6) Heroin use reduced or eliminated involvement or participation in important activities (HERLSACT=1)
- (7) Reported experiencing three or more heroin withdrawal symptoms at the same time that lasted longer than a day after heroin use was cut back or stopped. Symptoms include (i) feeling kind of blue or down, (ii) vomiting or feeling nauseous, (iii) having cramps or muscle aches, (iv) having teary eyes or a runny nose, (v) feeling sweaty, having enlarged eye pupils, or having body hair standing up on skin, (vi) having diarrhea, (vii) yawning, (viii) having a fever, and (ix) having trouble sleeping. (HERWDSMT=1).

Note: A respondent could answer the dependence questions if he or she reported injecting with a needle, smoking, sniffing, or snorting heroin in the past year, even if he or she reported not using heroin in the past year. Thus, cases may exist where a respondent was classified as dependent on heroin, even though he or she had not used heroin in the past year according to the imputed recency variable (HERYR).

PAIN RELIEVERS:

To be defined with pain reliever dependence, DEPNDANL, a respondent must have met three or more of these pain reliever dependence criteria:

- (1) Spent a great deal of time over a period of a month getting, using, or getting over the effects of pain relievers (ANLLOTTM=1 or ANLGTOVR=1)

- (2) Used pain relievers more often than intended or was unable to keep set limits on pain reliever use (ANLKPLMT=2)
- (3) Needed to use pain relievers more than before to get desired effects or noticed that same amount of pain reliever use had less effect than before (ANLNDMOR=1 or ANLLSEFX=1)
- (4) Inability to cut down or stop using pain relievers every time tried or wanted to (ANLCUTEV=2)
- (5) Continued to use pain relievers even though they were causing problems with emotions, nerves, mental health, or physical problems (ANLEMCTD=1 or ANLPHCTD=1)
- (6) Pain reliever use reduced or eliminated involvement or participation in important activities (ANLLSACT=1)
- (7) Reported experiencing three or more pain reliever withdrawal symptoms at the same time that lasted longer than a day after pain reliever use was cut back or stopped. Symptoms include (i) feeling kind of blue or down, (ii) vomiting or feeling nauseous, (iii) having cramps or muscle aches, (iv) having teary eyes or a runny nose, (v) feeling sweaty, having enlarged pupils, or having body hair standing up on skin, (vi) having diarrhea, (vii) yawning, (viii) having a fever, and (ix) having trouble sleeping. (ANLWDSMT=1).

SEDATIVES:

To be defined with sedative dependence, DEPNDSED, a respondent must have been routed to the dependence and abuse questions in 2012 based on variables in the skip logic that existed in 2007 (SEDDAFLG=98) and must have met three or more of these sedative dependence criteria (i.e., respondents who indicated sedative use based only on responses from the questions in the noncore special drugs module added to the skip logic in 2008 were defined as NOT having past year sedative dependence):

- (1) Spent a great deal of time over a period of a month getting, using, or getting over the effects of sedatives (SEDLTTM=1 or SEDGTOVR=1)
- (2) Used sedatives more often than intended or was unable to keep set limits on sedative use (SEDKPLMT=2)
- (3) Needed to use sedatives more than before to get desired effects or noticed that same amount of sedative use had less effect than before (SEDNDMOR=1 or SEDLSEFX=1)
- (4) Inability to cut down or stop using sedatives every time tried or wanted to (SEDCUTEV=2)
- (5) Continued to use sedatives even though they were causing problems with emotions, nerves, mental health, or physical problems (SEDEMCTD=1 or SEDPHCTD=1)
- (6) Sedative use reduced or eliminated involvement or participation in important activities (SEDLSACT=1)
- (7) Reported experiencing two or more sedative withdrawal symptoms at the same time that lasted longer than a day after sedative use was cut back or stopped. Symptoms include (i) sweating or feeling that heart was beating fast, (ii) having hands tremble, (iii) having trouble sleeping or sleeping more than normal, (iv) vomiting or feeling nauseous, (v) seeing, hearing, or feeling things that were not really there, (vi) feeling like could not sit still, (vii) feeling anxious, and (viii) having seizures or fits. (SEDWDSMT=1).

STIMULANTS:

To be defined with stimulant dependence, DEPNDSTM, a respondent must have been routed to the dependence and abuse questions in 2012 based on variables in the skip logic that existed in 2004 (STMDAFLG=98) and must have met three or more of these stimulant dependence criteria (i.e., respondents who did not indicate methamphetamine use or other stimulant use from the core drug module or questions in the noncore special drugs module [other than the questions added in 2005, 2006, and 2008 as mentioned above] and who met three or more of these stimulant dependence criteria were categorized as NOT having past year stimulant dependence):

- (1) Spent a great deal of time over a period of a month getting, using, or getting over the effects of stimulants (STMLOTTM=1 or STMGTOVR=1)
- (2) Used stimulants more often than intended or was unable to keep set limits on stimulant use (STMKPLMT=2)
- (3) Needed to use stimulants more than before to get desired effects or noticed that same amount of stimulant use had less effect than before (STMNDMOR=1 or STMLSEFX=1)
- (4) Inability to cut down or stop using stimulants every time tried or wanted to (STMCUTEV=2)
- (5) Continued to use stimulants even though they were causing problems with emotions, nerves, mental health, or physical problems (STMEMCTD=1 or STMPHCTD=1)
- (6) Stimulant use reduced or eliminated involvement or participation in important activities (STMLSACT=1)
- (7) Reported feeling blue or down when trying to stop or cut down using stimulants (STMFLBLU=1) as well as experiencing two or more additional stimulant withdrawal symptoms at the same time that lasted longer than a day after stimulant use was cut back or stopped. Symptoms include (i) feeling tired or exhausted, (ii) having bad dreams, (iii) having trouble sleeping or sleeping more than normal, (iv) feeling hungry more often, and (v) feeling either very slowed down or like could not sit still. (STMWDSMT=1).

Note: A respondent could answer the dependence questions if he or she reported injecting stimulants (including methamphetamine) with a needle in the past year, even if he or she reported not using stimulants in the past year. Thus, cases may exist where a respondent was classified as being dependent on stimulants, even though he or she had not used stimulants in the past year according to the imputed recency variable (CPNSTMYR).

Substance Dependence Recodes Defined without Withdrawal Criteria

HALLUCINOGENS:

To be defined with hallucinogen dependence, DEPNDHAL, a respondent must have been routed to the dependence and abuse questions in 2012 based on variables in the skip logic that existed in 2007 (HALDAFLG=98) and must have met three or more of these hallucinogen dependence criteria (i.e., respondents who indicated hallucinogen use based only on responses from the questions in the noncore special drugs module added to the skip logic in 2008 were defined as NOT having past year hallucinogen dependence):

- (1) Spent a great deal of time over a period of a month getting, using, or getting over the effects of hallucinogens (HALLOTTM=1 or HALGTOVR=1)
- (2) Used hallucinogens more often than intended or was unable to keep set limits on hallucinogen use (HALKPLMT=2)
- (3) Needed to use hallucinogens more than before to get desired effects or noticed that same amount of hallucinogen use had less effect than before (HALNDMOR=1 or HALLSEFX=1)
- (4) Inability to cut down or stop using hallucinogens every time tried or wanted to (HALCUTEV=2)
- (5) Continued to use hallucinogens even though they were causing problems with emotions, nerves, mental health, or physical problems (HALEMCTD=1 or HALPHCTD=1)
- (6) Hallucinogen use reduced or eliminated involvement or participation in important activities (HALLSACT=1).

INHALANTS:

To be defined with inhalant dependence, DEPNDINH, a respondent must have met three or more of these inhalant dependence criteria:

- (1) Spent a great deal of time over a period of a month getting, using, or getting over the effects of inhalants (INHLOTTM=1 or INHGTOVR=1)
- (2) Used inhalants more often than intended or was unable to keep set limits on inhalant use (INHKPLMT=2)
- (3) Needed to use inhalants more than before to get desired effects or noticed that same amount of inhalant use had less effect than before (INHNDMOR=1 or INHLSEFX=1)
- (4) Inability to cut down or stop using inhalants every time tried or wanted to (INHCUTEV=2)
- (5) Continued to use inhalants even though they were causing problems with emotions, nerves, mental health, or physical problems (INHEMCTD=1 or INHPHCTD=1)
- (6) Inhalant use reduced or eliminated involvement or participation in important activities (INHLSACT=1).

MARIJUANA:

To be defined with marijuana dependence, DEPNDMRJ, a respondent must have met three or more of these marijuana dependence criteria:

- (1) Spent a great deal of time over a period of a month getting, using, or getting over the effects of marijuana (MRJLOTTM=1 or MRJGTOVR=1)

- (2) Used marijuana more often than intended or was unable to keep set limits on marijuana use (MRJKPLMT=2)
- (3) Needed to use marijuana more than before to get desired effects or noticed that same amount of marijuana use had less effect than before (MRJNDMOR=1 or MRJLSEFX=1)
- (4) Inability to cut down or stop using marijuana every time tried or wanted to (MRJCUTEV=2)
- (5) Continued to use marijuana even though it was causing problems with emotions, nerves, mental health, or physical problems (MRJEMCTD=1 or MRJPHCTD=1)
- (6) Marijuana use reduced or eliminated involvement or participation in important activities (MRJLSACT=1).

Note: A respondent could answer the dependence questions if he or she reported using marijuana in the past year, regardless of whether he or she reported the frequency of days in which he or she used marijuana. Thus, cases may exist where a respondent was classified as dependent on marijuana but used marijuana less than 6 days in the past year according to the imputed frequency of use variable (IRMJFY).

TRANQUILIZERS:

To be defined with tranquilizer dependence, DEPNDTRN, a respondent must have met three or more of these tranquilizer dependence criteria:

- (1) Spent a great deal of time over a period of a month getting, using, or getting over the effects of tranquilizers (TRNLOTTM=1 or TRNGTOVR=1)
- (2) Used tranquilizers more often than intended or was unable to keep set limits on tranquilizer use (TRNKPLMT=2)
- (3) Needed to use tranquilizers more than before to get desired effects or noticed that same amount of tranquilizer use had less effect than before (TRNNDMOR=1 or TRNLSEFX=1)
- (4) Inability to cut down or stop using tranquilizers every time tried or wanted to (TRNCUTEV=2)
- (5) Continued to use tranquilizers even though they were causing problems with emotions, nerves, mental health, or physical problems (TRNEMCTD=1 or TRNPHCTD=1)
- (6) Tranquilizer use reduced or eliminated involvement or participation in important activities (TRNLSACT=1).

Substance Abuse Recodes

ALCOHOL:

To be defined with abuse of alcohol, ABUSEALC, a respondent must have met one or more of these alcohol abuse criteria in the past year and must not have been dependent upon alcohol in the past year (DEPNDAALC=0):

- (1) Serious problems at home, work, or school caused by using alcohol, such as
 - neglecting their children
 - missing work or school
 - doing a poor job at work or school
 - losing a job or dropping out of school(ALCSERP=1)
- (2) Used alcohol regularly and then did something that might have put you in physical danger (ALCPDANG=1)
- (3) Use of alcohol caused you to do things that repeatedly got you in trouble with the law (ALCLAWTR=1)
- (4) Problems with family or friends that were probably caused by using alcohol (ALCFMFPB=1) and continued to use alcohol even though you thought using alcohol caused these problems (ALCFMCTD=1).

Note: A respondent could answer the abuse questions if he or she reported using alcohol in the past year, regardless of whether he or she reported the frequency of days in which he or she drank an alcoholic beverage. Thus, cases may exist where a respondent was classified to have abused alcohol but drank an alcoholic beverage less than 6 days in the past year according to the imputed frequency of use variable (IRALCFY).

COCAINE:

To be defined with abuse of cocaine, ABUSECOC, a respondent must have met one or more of these cocaine abuse criteria in the past year and must not have been dependent upon cocaine in the past year (DEPNDCOC=0):

- (1) Serious problems at home, work, or school caused by using cocaine, such as
 - neglecting their children
 - missing work or school
 - doing a poor job at work or school
 - losing a job or dropping out of school(COCSERP=1)
- (2) Used cocaine regularly and then did something that might have put you in physical danger (COCPDANG=1)
- (3) Use of cocaine caused you to do things that repeatedly got you in trouble with the law (COCLAWTR=1)
- (4) Problems with family or friends probably caused by using cocaine (COCFMFPB=1) and continued to use cocaine even though you thought using cocaine caused these problems (COCFMCTD=1).

Note: A respondent could answer the abuse questions if he or she reported injecting cocaine with a needle in the past year, even if he or she reported not using cocaine in the past year. Thus, cases may exist where a respondent was classified to have abused cocaine,

even though he or she had not used cocaine in the past year according to the imputed recency variable (COCYR).

HALLUCINOGENS:

To be defined with abuse of hallucinogens, ABUSEHAL, a respondent must have been routed to the dependence and abuse questions in 2012 based on variables in the skip logic that existed in 2007 (HALDAFLG=98), must have met one or more of these hallucinogen abuse criteria in the past year (i.e., respondents who indicated hallucinogen use based only on responses from the questions in the noncore special drugs module added to the skip logic in 2008 were categorized as NOT having abused hallucinogens in the past year), and must not have been dependent upon hallucinogens in the past year (DEPNDDHAL=0):

- (1) Serious problems at home, work, or school caused by using hallucinogens, such as
 - neglecting their children
 - missing work or school
 - doing a poor job at work or school
 - losing a job or dropping out of school(HALSERPB=1)
- (2) Used hallucinogens regularly and then did something that might have put you in physical danger (HALPDANG=1)
- (3) Use of hallucinogens caused you to do things that repeatedly got you in trouble with the law (HALLAWTR=1)
- (4) Problems with family or friends probably caused by using hallucinogens (HALFMFPB=1) and continued to use hallucinogens even though you thought using hallucinogens caused these problems (HALFMCTD=1).

HEROIN:

To be defined with abuse of heroin, ABUSEHER, a respondent must have met one or more of these heroin abuse criteria in the past year and must not have been dependent upon heroin in the past year (DEPNDDHER=0):

- (1) Serious problems at home, work, or school caused by using heroin, such as
 - neglecting their children
 - missing work or school
 - doing a poor job at work or school
 - losing a job or dropping out of school(HERSERPB=1)
- (2) Used heroin regularly and then did something that might have put you in physical danger (HERPDANG=1)
- (3) Use of heroin caused you to do things that repeatedly got you in trouble with the law (HERLAWTR=1)
- (4) Problems with family or friends probably caused by using heroin (HERFMFPB=1) and continued to use heroin even though you thought using heroin caused these problems (HERFMCTD=1).

Note: A respondent could answer the abuse questions if he or she reported injecting with a needle, smoking, sniffing, or snorting heroin in the past year, even if he or she reported not using heroin in the past year. Thus, cases may exist where a respondent was classified to have abused heroin, even though he or she had not used heroin in the past year according to the imputed recency variable (HERYR).

INHALANTS:

To be defined with abuse of inhalants, ABUSEINH, a respondent must have met one or more of these inhalant abuse criteria in the past year and must not have been dependent upon inhalants in the past year (DEPNDINH=0):

- (1) Serious problems at home, work, or school caused by using inhalants, such as
 - neglecting their children
 - missing work or school
 - doing a poor job at work or school
 - losing a job or dropping out of school(INHSERP=1)
- (2) Used inhalants regularly and then did something that might have put you in physical danger (INHPDANG=1)
- (3) Use of inhalants caused you to do things that repeatedly got you in trouble with the law (INHLAWTR=1)
- (4) Problems with family or friends probably caused by using inhalants (INHFMFPB=1) and continued to use inhalants even though you thought using inhalants caused these problems (INHFMCTD=1).

MARIJUANA:

To be defined with abuse of marijuana, ABUSEMRJ, a respondent must have met one or more of these marijuana abuse criteria in the past year and must not have been dependent upon marijuana in the past year (DEPNDMRJ=0):

- (1) Serious problems at home, work, or school caused by using marijuana, such as
 - neglecting their children
 - missing work or school
 - doing a poor job at work or school
 - losing a job or dropping out of school(MRJSERP=1)
- (2) Used marijuana regularly and then did something that might have put you in physical danger (MRJPDANG=1)
- (3) Use of marijuana caused you to do things that repeatedly got you in trouble with the law (MRJLAWTR=1)
- (4) Problems with family or friends probably caused by using marijuana (MRJFMFPB=1) and continued to use marijuana even though you thought using marijuana caused these problems (MRJFMCTD=1).

Note: A respondent could answer the abuse questions if he or she reported using marijuana in the past year, regardless of whether he or she reported the frequency of days in which he or she used marijuana. Thus, cases may exist where a respondent was classified to have abused marijuana but used marijuana less than 6 days in the past year according to the imputed frequency of use variable (IRMJFY).

PAIN RELIEVERS:

To be defined with abuse of pain relievers, ABUSEANL, a respondent must have met one or more of these pain reliever abuse criteria in the past year and must not have been dependent upon pain relievers in the past year (DEPNDANL=0):

- (1) Serious problems at home, work, or school caused by using pain relievers, such as
 - neglecting their children
 - missing work or school
 - doing a poor job at work or school
 - losing a job or dropping out of school
 (ANLSERP=1)
- (2) Used pain relievers regularly and then did something that might have put you in physical danger (ANLPDANG=1)
- (3) Use of pain relievers caused you to do things that repeatedly got you in trouble with the law (ANLLAWTR=1)
- (4) Problems with family or friends probably caused by using pain relievers (ANLFMFPB=1) and continued to use pain relievers even though you thought using pain relievers caused these problems (ANLFMCTD=1).

SEDATIVES:

To be defined with abuse of sedatives, ABUSESED, a respondent must have been routed to the dependence and abuse questions in 2012 based on variables in the skip logic that existed in 2007 (SEDDAFLG=98), must have met one or more of these sedative abuse criteria in the past year (i.e., respondents who indicated sedative use based only on responses from the questions in the noncore special drugs module added to the skip logic in 2008 were categorized as NOT having abused sedatives in the past year), and must not have been dependent upon sedatives in the past year (DEPNSED=0):

- (1) Serious problems at home, work, or school caused by using sedatives, such as
 - neglecting their children
 - missing work or school
 - doing a poor job at work or school
 - losing a job or dropping out of school
 (SEDSERP=1)
- (2) Used sedatives regularly and then did something that might have put you in physical danger (SEDPDANG=1)
- (3) Use of sedatives caused you to do things that repeatedly got you in trouble with the law (SEDLAWTR=1)
- (4) Problems with family or friends probably caused by using sedatives (SEDFMFPB=1) and continued to use sedatives even though you thought using sedatives caused these problems (SEDFMCTD=1).

STIMULANTS:

To be defined with abuse of stimulants, ABUSESTM, a respondent must have been routed to the dependence and abuse questions in 2012 based on variables in the skip logic that existed in 2004 (STMDAFLG=98), must have met one or more of these stimulant abuse criteria in the past year (i.e., respondents who did not indicate methamphetamine use or other stimulant use from the core drug module or questions in the noncore special drugs module [other than the questions added in 2005, 2006, and 2008 as mentioned above] and who met one or more of these stimulant abuse criteria were categorized as NOT having abused stimulants in the past year), and must not have been dependent upon stimulants in the past year (DEPNDSTM=0):

- (1) Serious problems at home, work, or school caused by using stimulants, such as
 - neglecting their children
 - missing work or school

- doing a poor job at work or school
- losing a job or dropping out of school
(STMSERP=1)
- (2) Used stimulants regularly and then did something that might have put you in physical danger (STMPDANG=1)
- (3) Use of stimulants caused you to do things that repeatedly got you in trouble with the law (STMLAWTR=1)
- (4) Problems with family or friends probably caused by using stimulants (STMFMPB=1) and continued to use stimulants even though you thought that using stimulants caused these problems (STMFCTD=1).

Note: A respondent could answer the abuse questions if he or she reported injecting stimulants (including methamphetamine) with a needle in the past year, even if he or she reported not using stimulants in the past year. Thus, cases may exist where a respondent was classified to have abused stimulants, even though he or she had not used stimulants in the past year according to the imputed recency variable (CPNSTMYR).

TRANQUILIZERS:

To be defined with abuse of tranquilizers, ABUSETRN, a respondent must have met one or more of these tranquilizer abuse criteria in the past year and must not have been dependent upon tranquilizers in the past year (DEPNDTRN=0):

- (1) Serious problems at home, work, or school caused by using tranquilizers, such as
 - neglecting their children
 - missing work or school
 - doing a poor job at work or school
 - losing a job or dropping out of school
(TRNSERP=1)
- (2) Used tranquilizers regularly and then did something that might have put you in physical danger (TRNPDANG=1)
- (3) Use of tranquilizers caused you to do things that repeatedly got you in trouble with the law (TRNLAWTR=1)
- (4) Problems with family or friends probably caused by using tranquilizers (TRNFMFPB=1) and continued to use tranquilizers even though you thought using tranquilizers caused these problems (TRNFMCTD=1).

References

- American Psychiatric Association. (1994). *Diagnostic and statistical manual of mental disorders (DSM-IV)* (4th ed.). Washington, DC: American Psychiatric Association.
- Edwards, G., & Gross, M. M. (1976). Alcohol dependence: Provisional description of a clinical syndrome. *British Medical Journal*, *1*(6017), 1058-1061.
- Fagerstrom, K. O. (1978). Measuring degree of physical dependence to tobacco smoking with reference to individualization of treatment. *Addictive Behaviors*, *3*(3-4), 235-241.
- Heatherton, T. F., Kozlowski, L. T., Frecker, R. C., & Fagerstrom, K. O. (1991). The Fagerstrom Test for Nicotine Dependence: A revision of the Fagerstrom Tolerance Questionnaire. *British Journal of Addiction*, *86*(9), 1119-1127.
- Heatherton, T. F., Kozlowski, L. T., Frecker, R. C., Rickert, W., & Robinson, J. (1989). Measuring the heaviness of smoking: Using self-reported time to the first cigarette of the day and number of cigarettes smoked per day. *British Journal of Addiction*, *84*(7), 791-799.
- Laufenberg, J., Kroutil, L., Frechtel, P., Carpenter, L., Edwards, S., Ewing, G., Gullledge, K., Handley, W., Martin, P., Moore, A., & Scott, V. (2014). Editing and imputation report. In *2012 National Survey on Drug Use and Health: Methodological resource book* (Sections 10/11, prepared for the Substance Abuse and Mental Health Services Administration, Contract No. HHSS283201000003C, Deliverable No. 41, RTI/0212800.001.107.006.007). Research Triangle Park, NC: RTI International.
- Office of Applied Studies. (2009). *Results from the 2008 National Survey on Drug Use and Health: National findings* (HHS Publication No. SMA 09-4434, NSDUH Series H-36). Rockville, MD: Substance Abuse and Mental Health Services Administration.
- Office of Applied Studies. (2010a). *Results from the 2009 National Survey on Drug Use and Health: Volume I. Summary of national findings* (HHS Publication No. SMA 10-4586Findings, NSDUH Series H-38A). Rockville, MD: Substance Abuse and Mental Health Services Administration.
- Office of Applied Studies. (2010b). *Results from the 2009 National Survey on Drug Use and Health: Volume II. Technical appendices and selected prevalence tables* (HHS Publication No. SMA 10-4586Appendices, NSDUH Series H-38B). Rockville, MD: Substance Abuse and Mental Health Services Administration.
- Shiffman, S., Hickcox, M., Gnys, M., Paty, J. A., & Kassel, J. D. (1995, March). *The Nicotine Dependence Syndrome Scale: Development of a new measure*. Poster presented at the annual meeting of the Society for Research on Nicotine and Tobacco, San Diego, CA.
- Shiffman, S., Paty, J. A., Kassel, J. D., Gnys, M., & Zettler-Segal, M. (1994). Smoking behavior and smoking history of tobacco chippers. *Experimental and Clinical Psychopharmacology*, *2*, 126-142.

Shiffman, S., Waters, A. J., & Hickcox, M. (2004, April). The Nicotine Dependence Syndrome Scale: A multi-dimensional measure of nicotine dependence. *Nicotine and Tobacco Research*, 6(2), 327-348.

APPENDIX E

Recoded Mental Health

The 2012 National Survey on Drug Use and Health (NSDUH) included a "mental health" module that was designed to provide data on various mental health measures for adults aged 18 or older, such as serious psychological distress (SPD), mental illness (i.e., any mental illness [AMI], serious mental illness [SMI], moderate mental illness [MMI], serious or moderate mental illness [SMMI], low [i.e., mild] mental illness [LMI]), and suicidal ideation and behavior (i.e., thoughts, plans, and attempts).

Estimates of past year and past month SPD, past year mental illness, and past year suicidal ideation and behavior are presented in the 2012 mental health detailed tables (Center for Behavioral Health Statistics and Quality [CBHSQ], 2013c). With the exception of SPD, these measures also are presented in the 2012 mental health findings report (CBHSQ, 2013d). The tables and report on mental health are published separately¹ from the 2012 detailed tables (CBHSQ, 2013a) and the 2012 summary of national findings report (CBHSQ, 2013b).

Past year mental illness estimates for 2008 through 2011 found in tables and reports published prior to the 2012 NSDUH were based on a prediction model for mental illness developed using the 2008 data from the Mental Health Surveillance Study (MHSS) (referred to as the "2008 model"). This model was developed using approximately 750 cases obtained from a clinical follow-up study. Although the Substance Abuse and Mental Health Services Administration (SAMHSA) continued to obtain clinical interviews after 2008, estimates of SMI and AMI from the 2009, 2010, and 2011 NSDUHs have been based on the model developed from the 2008 clinical assessment sample. The same model was applied to each year's NSDUH data to provide consistency in SMI and AMI comparisons across the years. Producing a new model each year based on the small annual clinical samples (only 500 interviews in 2009 and 2010) would have resulted in large changes in the model parameters and corresponding prevalence rates due to sampling error, making it impossible to detect real trends in SMI and AMI over time. Furthermore, an evaluation of the 2008 model, using the 2009 NSDUH clinical data, found that the model could not be significantly improved with the additional 500-case 2009 clinical sample. The clinical follow-up study, started in 2008, continued until 2012, leading to a nationally representative sample of approximately 5,000 cases that were used to develop an improved mental illness prediction model (referred to as the "2012 model"). This revised and improved model was used to predict mental illness starting with the 2012 NSDUH. Beginning with the 2012 mental health detailed tables, estimates, including those from 2008 through 2011, were all based on the 2012 revised model. The mental illness estimates in the 2008 detailed tables (Office of Applied Studies [OAS], 2009) and the 2009-2011 mental health detailed tables (CBHSQ, 2010a; 2012a; 2012b) were updated using the revised 2012 model. For more information on the MHSS and the mental illness indicators, see the Development of Mental Illness Indicators section below.

Unfortunately, the 2012 model could not be applied to the 2007 and earlier NSDUH data because some of the predictors in the 2012 model were not collected before 2008. However, the 2005-2007 NSDUHs did collect some of the necessary predictors, along with other mental health variables that could potentially be good predictors of SMI and AMI. Given the analytic benefits of having comparable indicators of SMI for additional years of NSDUH data, alternative models were developed from the MHSS data in an attempt to be comparable with mental illness data for

¹ Separate tables and reports for mental health measures started with the 2009 NSDUH.

2008 and later years (CBHSQ, 2017). Users should consider the difference in methodology prior to making any decisions on whether and how to use the 2005-2007 measures.

This appendix provides details about the use of the psychological distress and functional impairment scales to measure mental illness and the development of the 2008-2012 mental illness indicators based on the aforementioned 2012 model. Additionally, this appendix provides details about the 2008-2011 mental illness indicators based on the 2008 model and the alternative model for the 2005-2007 measures. Information about the availability of the mental illness variables as well as guidance regarding analysis of these variables including weighting information is also provided in this appendix. Furthermore, Appendix I, Key Mental Health Variables, provides a table with the variable names for the most commonly used NSDUH mental health measures as well as information regarding comparability across survey years 2002 and later NSDUHs.

2012 NSDUH Scales Used To Measure Mental Illness

Psychological Distress Scale: K6

The K6 screening instrument for nonspecific psychological distress (Furukawa, Kessler, Slade, & Andrews, 2003; Kessler et al., 2003) included in the computer-assisted interviewing instrument was used to create both past month (SPDMON) and past year (SPDYR) SPD indicators.² For both of the time periods, respondents were classified with SPD if a score based on these K6 measures was 13 or greater.

The two six-item K6 scales gather information regarding how frequently a respondent experienced symptoms of psychological distress during the past 30 days and during a month in the past 12 months when he or she felt more depressed, anxious, or emotionally stressed than in the past 30 days, respectively. Only respondents who indicated that there was a worse month than the past 30 days (DSTWORST=1) were asked about the worst month in the past year other than the past 30 days.

The questions comprising the two K6 scales and the screener question for the worst month scale are provided below with their associated edited variable names from the mental health module as well as the response categories for each question:

DSTNRV30 During the past 30 days, how often did you feel nervous?

- 1 All of the time
 - 2 Most of the time
 - 3 Some of the time
 - 4 A little of the time
 - 5 None of the time
- DK/REF

² Because of the addition of the 30-day K6 questions in the 2008 NSDUH, past year K6 and SPD variables in 2008 and subsequent years are not comparable with past year K6 and SPD variables from previous years and therefore have been renamed.

Response categories are the same for the remaining past month K6 questions:

- DSTHOP30** During the past 30 days, how often did you feel hopeless?
- DSTRST30** During the past 30 days, how often did you feel restless or fidgety?
- DSTCHR30** During the past 30 days, how often did you feel so sad or depressed that nothing could cheer you up?
- DSTEFF30** During the past 30 days, how often did you feel that everything was an effort?
- DSTNGD30** During the past 30 days, how often did you feel down on yourself, no good, or worthless?
- DSTWORST** The last questions asked about how you have been feeling during the past 30 days. Now think about **the past 12 months**. Was there a month in the past 12 months when you felt more depressed, anxious, or emotionally stressed than you felt during the past 30 days?
- 1 Yes
 - 2 No
- DSTNRV12** Think of one month in the past 12 months when you were the most depressed, anxious, or emotionally stressed.
- During that month, how often did you feel nervous?
- 1 All of the time
 - 2 Most of the time
 - 3 Some of the time
 - 4 A little of the time
 - 5 None of the time
 - DK/REF

Response categories are the same for the remaining worst month K6 questions:

- DSTHOP12** During that same month when you were at your worst emotionally . . . how often did you feel hopeless?
- DSTRST12** During that same month when you were at your worst emotionally . . . how often did you feel restless or fidgety?
- DSTCHR12** During that same month when you were at your worst emotionally . . . how often did you feel so sad or depressed that nothing could cheer you up?

DSTEFF12 During that same month when you were at your worst emotionally . . .
how often did you feel that everything was an effort?

DSTNGD12 During that same month when you were at your worst emotionally . . .
how often did you feel down on yourself, no good, or worthless?

Each K6 scale item shown above was transformed so that "All of the time" was coded 4, "Most of the time" was coded 3, "Some of the time" was coded 2, "A little of the time" was coded 1, and "None of the time" was coded 0, along with responses matching "Don't know," refusals, bad data, blanks, and legitimate skips.

A past month distress score (K6SCMON) was calculated by summing these transformed values across the six past 30-day variables (DSTNRV30, DSTHOP30, DSTRST30, DSTCHR30, DSTEFF30, and DSTNGD30) to arrive at a value ranging between 0 and 24. Likewise, a worst month in the past year distress score (K6SCYR) was calculated by summing the transformed values across the six worst month in the past year variables (DSTNRV12, DSTHOP12, DSTRST12, DSTCHR12, DSTEFF12, and DSTNGD12) to arrive at a value ranging between 0 and 24. The worst month in the past year distress score (K6SCYR) has values only for adult respondents who indicated that there was a month in the past year that was worse than the past 30 days (DSTWORST=1). A worst total score (K6SCMAX) was then created that takes on the maximum value of the past month distress score (K6SCMON) and the worst month in the past year distress score (K6SCYR) in order to represent the worst distress score during the past year, regardless of whether this contradicts the response to DSTWORST. For all the K6 score and SPD variables, youths aged 12 to 17 were assigned the standard SAS missing code (.) because the mental health module was not administered to youths.

An alternative worst month in the past year total score variable (WSPDSC2) was created to indicate the worst distress score during the past year. Using the worst month total score (K6SCMAX), the alternative worst month total score (WSPDSC2) is coded 0 when K6SCMAX has a value from 0 to 7, and WSPDSC2 is assigned a value of 1 to 17 when K6SCMAX has a corresponding value of 8 to 24. This variable was not used in the creation of past month and past year SPD variables but was used in both the 2008 and 2012 models to create the mental illness variables discussed later in this document. The decision to create a recoded version of the past month K6 score was based on an analysis of the 2008 MHSS. Specifically, the alternative past year K6 score (WSPDSC2) was used in the models because the SMI prevalence was typically extremely low for respondents with worst month in the past year K6 scores of less than 8, and the prevalence rates started increasing only once scores were 8 or greater. For more details about how this recoded score was created as well as more details on the original score, see Aldworth et al. (2009).

Using the past month distress score defined above, adults aged 18 or older are classified as having past month SPD (SPDMON=1) if their distress score is 13 or greater ($K6SCMON \geq 13$), and they are classified as not having past month SPD (SPDMON=0) if their distress score is less than 13 ($K6SCMON < 13$). This cutoff point was chosen because it has been shown to be highly correlated with SMI (Colpe, Epstein, Barker, & Gfroerer, 2009) and is the standard cutoff point used by other surveys. Likewise, past year SPD (SPDYR) is defined the

same way as past month SPD by using the total past year score (K6SCMAX) and the same cutoff value of 13.

The use of the two reference periods to create the total past year score (K6SCMAX) that defines past year SPD (SPDYR) started with the 2008 NSDUH. From 2005 to 2007, respondents were asked only about distress in the month when they were the most depressed, anxious, or emotionally distressed in the past year. Because of this change, past year K6 and SPD estimates from years prior to 2008 were no longer comparable with estimates from 2008 onward. To address this comparability issue, an adjusted version of the worst total K6 score (K6SMXADJ) and past year SPD (SPDYRADJ) variables were created retroactively for survey years 2005 through 2007. These variables were statistically adjusted to make the 2005-2007 K6 and SPD estimates comparable with the 2008 and subsequent K6 and SPD estimates. The 2005-2007 adjusted variables (K6SMXADJ and SPDYRADJ) can be renamed for use in analyses to match the 2008 and subsequent variable names (K6SCMAX and SPDYR) to produce comparable estimates across all years (2005 and subsequent), as seen in the 2012 mental health detailed tables (CBHSQ, 2013c). More information about how the statistically adjusted K6 and SPD variables were created can be found in the 2005-2007 codebooks and in the report describing these adjustments (Aldworth, Kott, Yu, Mosquin, & Barnett-Walker, 2012).

Functional Impairment Scale: WHODAS

The World Health Organization Disability Assessment Schedule (WHODAS) is a scale used to measure functional impairment that consists of a series of items that are used for assessing disturbances in social adjustment and behavior (i.e., functional impairment). A reduced set of 13 WHODAS items (Novak, Colpe, Barker, & Gfroerer, 2010; Rehm et al., 1999) are included in the NSDUH. Responses to this impairment scale were used to create eight variables that were transformed and summed to define the WHODAS total score used in the development of both the 2008 and 2012 SMI prediction models. The questions comprising the abbreviated WHODAS are provided below, with their associated edited variable names from the mental health module as well as the response categories for each question:

The next questions are about how much your emotions, nerves, or mental health caused you to have **difficulties in daily activities**.

In answering, think of the **one month** in the past 12 months when your emotions, nerves, or mental health interfered **most** with your daily activities.

IMPREMEM During that one month when your emotions, nerves or mental health interfered **most** with your daily activities . . .

how much difficulty did you have **remembering to do things you needed to do?**

- 1 No difficulty
- 2 Mild difficulty
- 3 Moderate difficulty
- 4 Severe difficulty

DK/REF

IMPCONCN how much difficulty did you have **concentrating on doing something important when other things were going on around you?**

- 1 No difficulty
- 2 Mild difficulty
- 3 Moderate difficulty
- 4 Severe difficulty

DK/REF

IMPGOUT how much difficulty did you have **going out of the house and getting around on your own?**

- 1 No difficulty
- 2 Mild difficulty
- 3 Moderate difficulty
- 4 Severe difficulty
- 5 You didn't leave the house on your own

DK/REF

IMPGOUTM [IF IMPGOUT = 5] Did problems with your emotions, nerves, or mental health keep you from leaving the house on your own?

- 1 Yes
- 2 No

DK/REF

IMPPEOP how much difficulty did you have **dealing with people you did not know well?**

- 1 No difficulty
- 2 Mild difficulty
- 3 Moderate difficulty
- 4 Severe difficulty
- 5 You didn't deal with people you did not know well

DK/REF

IMPPEOPM [IF IMPPEOP = 5] Did problems with your emotions, nerves, or mental health keep you from dealing with people you did not know well?

- 1 Yes
- 2 No

DK/REF

IMPSOC how much difficulty did you have **participating in social activities, like**

visiting friends or going to parties?

- 1 No difficulty
 - 2 Mild difficulty
 - 3 Moderate difficulty
 - 4 Severe difficulty
 - 5 You didn't participate in social activities
- DK/REF

IMPSOCM [IF IMPSOC=5] Did problems with your emotions, nerves, or mental health keep you from participating in social activities?

- 1 Yes
 - 2 No
- DK/REF

IMPHHLD how much difficulty did you have **taking care of household responsibilities?**

- 1 No difficulty
 - 2 Mild difficulty
 - 3 Moderate difficulty
 - 4 Severe difficulty
 - 5 You didn't take care of household responsibilities
- DK/REF

IMPHHLDM [IF IMPHHL=5] Did problems with your emotions, nerves, or mental health keep you from taking care of household responsibilities?

- 1 Yes
 - 2 No
- DK/REF

IMPRES how much difficulty did you have **taking care of your daily responsibilities at work or school?**

- 1 No difficulty
 - 2 Mild difficulty
 - 3 Moderate difficulty
 - 4 Severe difficulty
 - 5 You didn't work or go to school
- DK/REF

IMPRESM [IF IMPRES=5] Did problems with your emotions, nerves, or mental health keep you from working or going to school?

- 1 Yes

- 2 No
- DK/REF

IMPWORK [IF IMPRESP NE 5] During that one month when your emotions, nerves or mental health interfered **most** with your daily activities . . .

how much difficulty did you have **getting your daily work done as quickly as needed?**

- 1 No difficulty
- 2 Mild difficulty
- 3 Moderate difficulty
- 4 Severe difficulty
- DK/REF

An original WHODAS total score (WHODASC2) was created to indicate the level of difficulty in performing daily activities due to problems with emotions, nerves, or mental health. Each of the eight variables created from the WHODAS items shown above was transformed into values of 0 to 3 so that a response of "severe difficulty" was coded 3, "moderate difficulty" was coded 2, and "mild difficulty" was coded 1. Values of "no difficulty" were coded 0, along with nonresponses (i.e., for responses of "no," "don't know," or "refused"). Some items had a fifth category to deal with "not applicable" responses. For example, the question about difficulties regarding taking care of daily responsibilities at work or school (IMPRESP) had a fifth category, "you didn't work or go to school." If this category was selected, then another question was asked as to whether respondents' emotions, nerves, or mental health caused them to be unable to work or go to school (IMPRESPM). A "yes" response to the follow-up question (IMPRESPM=1) was coded 3 and a "no" response (IMPRESPM=2) was coded 0. One exception to this coding was the last WHODAS recode on how much difficulty the respondents had in getting their daily work done as quickly as needed (IMPWORK). This item was asked of the respondents only if in the previous question they responded that they worked or went to school (IMPRESP=1 to 4). In the case that they responded that they did not work or go to school (IMPRESP=5), their response to the follow-up question referred to above (IMPRESPM) determined the final item score for IMPWORK; otherwise, IMPWORK was recoded similar to the other items.

The transformed scale values were summed across the eight variables created from the WHODAS items (remembering, concentrating, going out of the house on your own, dealing with people you don't know well, participating in social activities, taking care of household responsibilities, taking care of daily work/school responsibilities, and getting your daily work done as quickly as needed) to arrive at a value ranging between 0 and 24. For both the WHODAS total scores, youths aged 12 to 17 were assigned the standard SAS missing code (.) because the mental health module was not administered to youths.

An alternative WHODAS total score (WHODASC3) was created to indicate the number of daily activities in which a respondent had moderate or severe difficulty performing or did not perform due to problems with emotions, nerves, or mental health. Each of the eight variables created from WHODAS items shown above was transformed into values of 0 or 1 so that responses indicating "moderate difficulty" or "severe difficulty" were coded 1 and responses

indicating "mild difficulty" or "no difficulty" were coded 0. If a fifth category of "not applicable" was available and selected (see above for an example of a fifth question), then another question was asked as to whether respondents' emotions, nerves, or mental health caused them to be unable to work or go to school. A "yes" response was coded 1 and a "no" response was coded 0. The transformed scale values were summed across the eight WHODAS activities to arrive at a value ranging between 0 and 8. This alternative WHODAS total score was used in both the 2008 and 2012 models estimating the mental illness variables. The decision to create a recoded version of the WHODAS total score was based on an analysis of the 2008 MHSS. Use of the recoded version of the WHODAS score (WHODASC3) in the models was driven by the realization that a dichotomous measure dividing severely impaired from less severely impaired respondents fit better than a linear continuous measure. For more details about how this alternative score was created as well as more details on the original score, see Aldworth et al. (2009).

Development of Mental Illness Indicators

The MHSS was initiated in 2008 with the primary goal of producing SMI estimates. Because of constraints on the interview time in the NSDUH and the need for trained mental health clinicians, it was not possible to administer a full structured diagnostic clinical interview to assess mental illness on all 45,000 adult respondents; therefore, the approach adopted by SAMHSA was to utilize short scales separately measuring psychological distress and functional impairment as described above that could be used in a statistical model to accurately predict whether a respondent had mental illness. Models that used these short scales to predict mental illness status have been developed using a subsample of NSDUH respondents who had completed the NSDUH interview and were administered a diagnostic interview (First, Spitzer, Gibbon, & Williams, 2002) via a clinical follow-up study.

In the 2008 NSDUH, the first year of the MHSS, approximately 1,500 NSDUH respondents participated in the clinical follow-up. Half of these respondents (approximately 750) were administered the WHODAS (discussed earlier in the text) and the other half were administered the Sheehan Disability Scale (SDS). This MHSS sample was used to develop a prediction model (the "2008 model") that was initially used to produce estimates of mental illness from the main NSDUH samples for the 2008-2011 NSDUHs. The purpose of the 2008 split sample was to determine whether the SDS or WHODAS impairment scale was a better predictor of SMI; therefore, for the 2008 NSDUH, two models were used to predict SMI: one for each impairment scale (WHODAS and SDS). The 2008 models for SMI were chosen so that the estimates from the WHODAS and the SDS samples were approximately equal, and hence published estimates of SMI were based on both WHODAS and SDS samples.³ The WHODAS model was determined to be the better predictor of SMI; therefore, starting with the 2009 NSDUH, only the WHODAS impairment scale was administered in the NSDUH and used for estimating all levels of mental illness (SMI, AMI, LMI, MMI, and SMMI). For further details, see Appendix B, Section B.4.3, in the 2009 mental health findings report (CBHSQ, 2010b).

In 2010, SAMHSA began preliminary investigations to assess whether improvements to the model were warranted using the MHSS clinical data collected since 2008. The 2011 and

³ For 2008, estimates of AMI, SMMI, LMI, and MMI were based only on the WHODAS half sample because notable differences were observed between the WHODAS and the SDS samples.

2012 MHSS clinical samples were augmented to include 1,500 respondents per year, leading to a combined sample of approximately 5,000 clinical interviews for the MHSS from 2008 to 2012. It was recognized that altering the model for generating estimates would complicate the measurement of changes in SMI and other mental illness estimates across years. For example, if one model was used to produce estimates for the 2008-2011 NSDUH data and a different model was used for the 2012 NSDUH, then it would not be straightforward to determine whether changes in the prevalence of SMI could be attributed to a real underlying change in the population or to changes in the model. Similarly, if the 2012 NSDUH prevalence estimates were based on a new model and not significantly different from NSDUH estimates since 2008, it still could not be concluded that changing the model did not affect estimates. Rather, changes to the model used for the 2012 NSDUH could obscure actual changes in the population and lead to the erroneous conclusion of no changes in prevalence.

Despite these concerns, SAMHSA determined that the 2008 model had some important shortcomings that had not been detected in the original model fitting because of the small number of respondents in the 2008 MHSS. Specifically, the 2008 model substantially overestimated SMI and AMI among young adults relative to the clinical interview data. In addition, improvements were needed to the weighting procedures for the MHSS sample data to better account for nonresponse and undercoverage (i.e., because persons with mental illness appeared to be more likely to participate in the follow-up and because only NSDUH respondents who answered their surveys in English were eligible for the clinical follow-up). Therefore, SAMHSA decided to revise the model using the combined 2008-2012 clinical data (the "2012 model"). Consistent with the 2008 model, for the clinical interview respondents who had been administered the SDS in the 2008 NSDUH, an alternative 2012 SMI model was fit using the complete 2008-2012 MHSS data set (i.e., including both the WHODAS and SDS half samples in 2008). See CBHSQ (2014b) for more details on the 2008-2012 MHSS operations and data collections.

To reduce bias and improve prediction, a recoded age variable and additional mental health-related variables (i.e., serious thoughts of suicide in the past year and having a past year MDE) were added in the 2012 model. The addition of these mental health predictors in the model, however, impacts the types of analyses that can be performed with the mental illness variables derived from the model. See the Using Mental Illness Variables in Analysis section for more details. To eliminate coverage and nonresponse error, alternatives for the weights were applied to the clinical sample data for the model development. To provide consistent data for trend assessment, the mental illness estimates in the 2008 detailed tables (OAS, 2009) and the 2009-2011 mental health detailed tables (CBHSQ, 2010a; 2012a; 2012b) were recomputed using the new 2012 model. For more detailed information on the 2008 MHSS design and analysis, see Colpe et al. (2009), Colpe et al. (2010), and Aldworth et al. (2009). The remainder of this section summarizes the models and the methods that were used to compute estimates of mental illness from the main NSDUH sample.

SMI Prediction Model

Both the 2008 and 2012 models are prediction models for mental illness. Each prediction model is a weighted logistic regression. The response variable Y was defined so that $Y = 1$ when an SMI diagnosis was positive based on the clinical interview; otherwise, $Y = 0$. If \mathbf{x} is a vector

of realized explanatory variables, then the response probability $\pi = \Pr(Y = 1 | \mathbf{x})$ can be estimated using a weighted logistic regression model. Details about both the 2008 and 2012 prediction models for SMI are included below. For further technical details on the 2012 prediction models as well as the impact of the revised model on the 2008-2011 estimates, see the 2012 Mental Health Surveillance Study: Design and Estimation Report (CBHSQ, 2014a).

2008 Model

The 2008 model was fit with 761 respondents from the 2008 MHSS, two of whom were subsequently identified as having data errors. The final WHODAS calibration model for the 2008 prediction model for SMI was determined as

$$\text{logit}(\hat{\pi}) \equiv \log\left[\frac{\hat{\pi}}{1 - \hat{\pi}}\right] = -4.74999920 + 0.20977232X_k + 0.38388395X_w,$$

where $\hat{\pi}$ refers to an estimate of the SMI response probability π , X_k represents WSPDSC2, and X_w represents WHODASC3.

Table 1 displays the WHODAS model specifications for the 2008 SMI prediction model.

Table 1. Final 2008 WHODAS SMI Prediction Model

Final 2011 Model: WSPDSC2 + WHODASC3						
Term	Beta	Beta SE	T-statistic	P-value	DF	Wald P-value
Intercept	-4.7500	0.3522	-13.4854	0.0000		
WSPDSC2	0.2098	0.0765	2.7439	0.0072	1	0.0072
WHODASC3	0.3839	0.1208	3.1768	0.0020	1	0.0020

DF = degrees of freedom, SE = standard error, SMI = serious mental illness, WHODAS = abbreviated eight-item World Health Organization Disability Assessment Schedule.

The formula for the predicted probability of SMI (SMIPP) using the model parameter estimates in Table 1 (but expressed with more decimal points) is as follows:

$$\text{SMIPP} = 1/(1 + \exp[-(-4.74999920 + 0.20977232 * \text{WSPDSC2} + 0.38388395 * \text{WHODASC3})]).$$

In the 2008 SMI prediction model, the respondent is classified as having past year SMI if SMIPP is greater than or equal to 0.269719459516744 (SMI cutoff point).

2012 Model

The 2012 SMI prediction model was fit with data from 4,912 WHODAS MHSS respondents from 2008 through 2012, excluding the one case from 2008 and the one case from 2009 that were dropped because of data errors. The final WHODAS calibration model for the 2012 prediction model for SMI was determined as

$$\text{logit}(\hat{\pi}) = \log\left[\frac{\hat{\pi}}{1 - \hat{\pi}}\right] = -5.972664 + 0.0873416X_k + 0.3385193X_w + 1.9552664X_s + 1.1267330X_m + 0.1059137X_a$$

In addition to X_k and X_w , this model includes the following from the main NSDUH interview data:

- X_s = *Serious Thoughts of Suicide in the Past Year (MHSUTK_U)*: Coded as 1 if "yes"; coded as 0 otherwise.
- X_m = *Past Year MDE (AMDEY2_U for WHODAS; AJAMDE_U for SDS)*: Coded as 1 if the criteria for past year MDE (major depressive episode) were met;⁴ coded as 0 otherwise.
- X_a = *Recoded Age (AGE1830⁵)*: Coded as age minus 18 if aged 18 to 30; coded as 12 otherwise.

Table 2 displays the WHODAS model specifications for the 2012 SMI prediction model.

Table 2. Final 2012 WHODAS SMI Prediction Model

Final 2012 Model: WSPDSC2 + WHODASC3 + MHSUTK_U + AMDEY2_U + AGE1830						
Term	Beta	Beta SE	T-statistic	P-value	DF	Wald P-value
Intercept	-5.9727	0.3201	-18.6586	0.0000		
WSPDSC2	0.0873	0.0248	3.5247	0.0009	1	0.0009
WHODASC3	0.3385	0.0349	9.7034	0.0000	1	0.0000
MHSUTK_U	1.9553	0.2164	9.0342	0.0000	1	0.0000
AMDEY2_U	1.1267	0.2196	5.1308	0.0000	1	0.0000
AGE1830	0.1059	0.0244	4.3380	0.0001	1	0.0001

DF = degrees of freedom, SE = standard error, SMI = serious mental illness, WHODAS = abbreviated eight-item World Health Organization Disability Assessment Schedule.

The formula for the predicted probability of SMI (SMIPP_U) using the model parameter estimates in Table 2 (but expressed with more decimal points) is as follows:

$$SMIPP_U = 1 / (1 + \exp[-(-5.972664 + 0.0873416 * WSPDSC2 + 0.3385193 * WHODASC3 + 1.9552664 * MHSUTK_U + 1.1267330 * AMDEY2_U + 0.01059137 * AGE1830)])$$

In the 2012 SMI WHODAS prediction model, the respondent is classified as having past year SMI if SMIPP_U is greater than or equal to 0.260573529 (SMI cutoff point).

Modified 2012 Model for the 2008 SDS Half Sample

As described in the Development of Mental Illness Indicators section above, the 2008 NSDUH data included a split sample. Similar to the 2008 model, the revised 2012 model also has an alternative model for the SDS data that was fit with data from the *complete* 2008-2012 MHSS clinical sample that contains 5,653 MHSS respondents, excluding four cases from 2008 (one from

⁴ In this situation, the past year MDE measure is from the main NSDUH interview (i.e., not from the Structured Clinical Interview for DSM-IV). See Section B.4.4 of the 2012 mental health findings report (CBHSQ, 2013d).

⁵ The recoded age variable (AGE1830) is not included in the public use file.

the WHODAS half sample and three from the SDS half sample) and one case from 2009 that were dropped because of data errors.

The modified 2012 SMI prediction model for the SDS half sample was determined as

$$\text{logit}(\hat{\pi}) = \log[\hat{\pi} / (1 - \hat{\pi})] = -5.7736246 + 0.1772067 X_k + 1.8392433 X_s + 1.6428623 X_m + 0.1231266 X_a$$

Table 3 displays the SDS half sample model specifications for the 2012 SMI prediction model.

Table 3. Final 2012 SDS Half Sample SMI Prediction Model

Final 2012 Model: WSPDSC2 + MHSUTK_U + AJAMDE_U + AGE1830						
Term	Beta	Beta SE	T-statistic	P-value	DF	Wald P-value
Intercept	-5.7736	0.3479	-16.5960	0.0000		
WSPDSC2	0.1772	0.0190	9.3251	0.0000	1	0.0000
MHSUTK_U	1.8392	0.1941	9.4781	0.0000	1	0.0000
AJAMDE_U	1.6429	0.2119	7.7528	0.0000	1	0.0000
AGE1830	0.1231	0.0259	4.7482	0.0000	1	0.0000

DF = degrees of freedom, SDS = Sheehan Disability Scale, SE = standard error, SMI = serious mental illness.

Although the model was fit across all years and the cutoff points were determined based on all years, these cutoff points were used only for the main survey respondents in the 2008 Sample B to predict SMI, AMI, and SMMI positives. The formula for the predicted probability of SMI (SMIPP_U) using the model parameter estimates in Table 3 (but expressed with more decimal points) is as follows:

$$\text{SMIPP_U} = 1 / (1 + \exp[-(-5.7736246 + 0.1772067 * \text{WSPDSC2} + 1.8392433 * \text{MHSUTK_U} + 1.6428623 * \text{AJAMDE_U} + 0.1231566 * \text{AGE1830})])$$

In the 2012 SMI SDS half sample prediction model, the respondent is classified as having past year SMI if SMIPP_U is greater than or equal to 0.236434 (SMI cutoff point).

Alternative Model for 2005 to 2007

As described above, estimates of SMI and AMI have been produced each year since 2008 using models developed with 2008-2012 clinical interview data, along with data from the main survey mental health module that has remained in NSDUH. Initially, these models could not be applied to the 2007 and earlier NSDUH data because some of the predictors in the 2008-2012 models were not collected before 2008. However, alternative models were developed from the MHSS data in an attempt to be comparable with the 2008 and later estimates (CBHSQ, 2017).

Because the aim was to provide alternative measures of SMI and AMI that matched those derived from the 2012 model (SMIYR_U/AMIYR_U), the 2012 model-based past year mental illness (SMIYR_U/AMIYR_U) variable(s) was designated as the *response variable(s)* in the

alternative models. Therefore, the entire adult NSDUH data from 2008A⁶ to 2012 was available for the development of these models. Candidate *predictor variables* were created from information contained in common in all NSDUHs from 2005 to 2012. A set of suitable predictor variables meeting this requirement was identified, and subsets of these variables were selected to formulate alternative final SMI and AMI prediction models. The final models were selected based on how well the associated cutoff point estimators performed in terms of the total error rate in the receiver operating characteristic analysis and in terms of bias at the overall and domain (i.e., subpopulation) levels.

Unfortunately, even the final selected alternative AMI prediction model exhibited a fairly high total error rate and levels of bias statistically, significantly different from zero at the .05 level for a large number of domains. Therefore, a decision was made not to proceed with creating measures of AMI for 2005 to 2007 based on the final alternative AMI prediction model.

However, the final selected alternative SMI prediction model exhibited a very low level of bias and a low total error rate overall. In addition, very few domains exhibited levels of bias significant at the .05 level. Therefore, a decision was made to proceed with creating measures of SMI for 2005 to 2007 based on the final alternative SMI prediction model.

The following variable SMIPP_A represents the predicted probability that a respondent has SMI based on the final alternative SMI prediction (logistic regression) model for 2005 to 2007:

$$\begin{aligned} \text{SMIPP_A} = & 1 / (1 + \exp [-(-8.481558862 + 0.344567199 * \text{WSPDSC2_A} \\ & + 2.131295774 * \text{AMDEYR_A} + 0.172135081 * \text{AGE1830} \\ & + 0.507779212 * \text{ADSDSSC3_A} + 1.694191582 * \text{ADWRSTHK_A} \\ & + 0.772597986 * \text{DEPRSYR_A})]). \end{aligned}$$

In the 2005-2007 alternative prediction model, the respondent is classified as having past year SMI if SMIPP_A is greater than or equal to 0.372556455 (SMI cutoff point). Users should consider the differences in methodology prior to making any decisions on whether and how to use the 2005-2007 SMI measures.

Variables Available on the Data File

All of the variables defined above for the K6, SPD, and WHODAS are included on the 2012 data file. For the K6 and SPD, this includes the distress scores (K6SCMON and K6SCYR), both versions of the worst month K6 total score (WSPDSC2 and K6SCMAX), and past month and past year SPD (SPDMON and SPDYR). For the worst month K6 total score, the original version (K6SCMAX) is used in the creation of the SPD variables, and the alternative version

⁶ The 2008A NSDUH refers to Sample A of the 2008 NSDUH (i.e., the half sample assigned to the WHODAS questions in 2008).

(WSPDSC2) is used in the creation of the mental illness variables for both the 2008 and 2012 prediction models.

From the WHODAS, both versions of the WHODAS total score (WHODASC2 and WHODASC3) are included on the 2012 data file. While the original WHODAS total score (WHODASC2) was not used in either the 2008 or 2012 prediction model for the final creation of the mental illness variables, it is included in the data set.

None of the predictor variables used in the 2005-2007 alternative model are included on the data file. Though some are similar in topic, these predictor variables are defined differently than predictor variables used in the 2008 or 2012 models. The alternative model variables end with "_A" to indicate these variables were generated using the 2005-2007 alternative model rather than the 2012 model. The variables SMIPP_A and SMIYR_A are considered comparable with the variables SMIPP_U and SMIYR_U, respectively, for 2008 and later NSDUHs. However, users should consider the differences in methodology before making any decisions on whether and how to use the 2005-2007 SMI variables.

Measures of mental illness were renamed due to the use of the 2012 model to define SMI. Measures of mental illness based on the 2012 prediction model are included on the 2012 data file.⁷ The variable names for these measures based on the 2012 model end with "_U" to indicate these variables are not comparable with similarly named variables (based on the "2008 model") in previous years. Table 4 displays a crosswalk between the 2008 model and revised 2012 model mental illness variable names. The mental illness variables based on the 2008 prediction model are no longer available on the data files for any of the survey years. While the specific mental illness measures based on the 2008 model are no longer available, the predicted probability of the SMI variable, SMIPP, remains available on the 2008-2011 files. For more information on how to use SMIPP from the 2008 model to create the mental illness measures and additional information on how to use the 2008 model measures, see Appendix B, Section B.4.3, in the 2009 mental health findings report (CBHSQ, 2010b). However, mental illness variables based on the 2008 model are no longer recommended for use in analysis.

Table 4. Mental Illness Variable Names, 2008 Model and Revised 2012 Model

2008 Model Variable Name	2012 Model Variable Name	2012 Model Labels
SMIYR	SMIYR_U	SMI IND (1/0) BASED ON REVISED PREDICTED SMI PROB
SMIPP	SMIPP_U	PREDICTED SERIOUS MENTAL ILLNESS PROB REVISED
SMMIYR	SMMIYR_U	SMMI IND (1/0) BASED ON REVISED PREDICTED SMI PROB
AMIYR	AMIYR_U	AMI IND (1/0) BASED ON REVISED PREDICTED SMI PROB
MMIYR	MMIYR_U	MODERATE MI IND (1/0) BASED ON REVISED PRED SMI PROB
LMIYR	LMIYR_U	MILD MI IND (1/0) BASED ON REVISED PREDICTED SMI PROB
MI_CAT	MI_CAT_U	CATEGORICAL MI INDICATOR REVISED
AMIADPA2	AMIDA2_U	AMI AND DRUG/ALCOHOL DEP OR ABUSE REVISED (1/2)
SMIADPA2	SMIDA2_U	SMI AND DRUG/ALCOHOL DEP OR ABUSE REVISED (1/2)

⁷ Data files from 2008 to 2011 were updated with the revised 2012 model-based mental illness variables.

For all the mental illness measures defined below, youths aged 12 to 17 were defined as SAS missing (.) because the mental health module was not administered to youths. The predicted probability of SMI, SMIPP_U, based on the 2012 prediction model is included on the 2008-2012 data files and ranges in value from 0.0025409721 to 0.9291205406. Cutoff points along the range of SMIPP_U were used to determine the levels of mental illness for each respondent:

2008 Sample A (WHODAS) and 2009 to 2012

- SMI:⁸ If SMIPP_U is greater than or equal to 0.260573529, then the respondent is classified as having past year SMI (SMIYR_U=1).
- SMMI: If SMIPP_U is greater than or equal to 0.077686285365, then the respondent is classified as having past year SMMI (SMMIYR_U=1).
- AMI: If SMIPP_U is greater than or equal to 0.0192519810, then the respondent is classified as having past year AMI (AMIYR_U=1).
- No Mental Illness: If SMIPP_U is less than 0.0192519810, then the respondent is classified as not having past year mental illness (AMIYR_U=0).

2008 Sample B (SDS)

- SMI: If SMIPP_U is greater than or equal to 0.236434, then the respondent is classified as having past year SMI (SMIYR_U=1).
- SMMI: If SMIPP_U is greater than or equal to 0.06616398, then the respondent is classified as having past year SMMI (SMMIYR_U=1).
- AMI: If SMIPP_U is greater than or equal to 0.019182625, then the respondent is classified as having past year AMI (AMIYR_U=1).
- No Mental Illness: If SMIPP_U is less than 0.019182625, then the respondent is classified as not having past year mental illness (AMIYR_U=0).

The categories of MMI and LMI were created by subtraction using a combination of the three defined levels of mental illness shown above. Respondents were defined as having past year MMI (MMIYR_U=1) if they were positive for SMMI (SMMIYR_U=1) but negative for SMI (SMIYR_U=0). Respondents were defined as having past year LMI (LMIYR_U=1) if they were positive for AMI (AMIYR_U=1) but negative for SMMI (SMMIYR_U=0).

The categories of SMI, LMI, and MMI were combined to create an overall mental illness indicator (MI_CAT_U), which is defined so that a respondent with LMI is coded 1, a respondent with MMI is coded 2, and a respondent with SMI is coded 3. Respondents with no past year mental illness are coded 0.

See Appendix I for a table listing key 2002-2012 NSDUH mental health measures, variable names, and information concerning comparability across survey years.

⁸ SMI variables in 2008 and subsequent years are not comparable with similarly named SMI variables from 2002 to 2003.

Using Mental Illness Variables in Analysis

For the 2008 NSDUH, while SMI data for both half samples (SDS and WHODAS) could be analyzed together when using the 2008 model, the AMI, SMMI, LMI, and MMI data from the two half samples could not be combined for analysis. Under the 2012 model, both the 2008 half samples can be combined for the analysis of SMI as well as the other levels of mental illness because the 2012 models were generated such that the estimates would be comparable.

The predicted mental illness variables (e.g., SMIYR_U, AMIYR_U) that were derived from the 2012 model were examined to determine how they were associated with the mental health predictor variables in the 2012 model. It was found that the 2012 model significantly overestimated the proportion of adults aged 18 or older with SMI (and those with AMI) who had suicidal thoughts in the past year and also the proportion of adults who had MDE in the past year. Therefore, it is recommended that the mental illness variables derived from the 2012 model should not be used when analyzing past year suicidal thoughts, past year MDE, or other associated variables (including past year suicide attempts, suicide plans, medical treatment for suicide attempts, or lifetime MDE). Similarly, it is recommended that model-based mental illness variables should not be used in conjunction with the K6 variables (including serious psychological distress) or WHODAS variables in any analyses. This recommendation also applies to the 2005-2007 model-based measures. See CBHSQ (2014a) for more details.

Standard Errors (SEs) for Mental Illness Measures

SEs for SMI estimates (and, likewise, estimates for AMI, SMMI, LMI, and MMI) were computed using the NSDUH predicted values as if they were actual values. This ignores the added error resulting from fitting the 2012 SMI model, which can be very large (CBHSQ, 2014a). These SEs, however, are more reasonable to use when making comparisons across years and across subpopulations within years because the errors due to model fitting are roughly the same across the estimates being compared. However, caution is advised when these mental illness measures are used as explanatory variables within a regression analysis because the resulting estimated regression coefficients often will be biased toward zero (Carroll, Ruppert, Stefanski, & Crainiceanu, 2006). Stated another way, values of the regression coefficients for these mental illness variables are likely to be attenuated. Consequently, situations in which AMI or specific levels of mental illness (e.g., SMI) are true predictors of a dependent variable of interest in the population may not be significant predictors in regression models that use these variables. If a statistically significant association is identified between these mental illness variables and the dependent variable, however, one can be more confident that this truly is a significant association.

Weights

Mental Illness Measures

Mental illness measures (i.e., SMI, AMI, SMMI, MMI, and LMI) that are defined based on the 2012 model should be analyzed using the standard analysis weight, ANALWT_C, for all survey years 2008 through 2012. With the revised 2012 model, both the WHODAS and SDS 2008 half samples can be combined to form single estimates and use ANALWT_C.

This differs from the initial recommendation for analyzing other measures of mental illness besides SMI based on the 2008 model. Due to the 2008 split sample, an adjusted mental health sample weight, MHSAWT_C, was created so that the WHODAS and SDS half samples were separately representative of the civilian, noninstitutionalized population aged 18 or older. However, this weight should not be used to analyze 2008 mental illness data based on the 2012 model.

Analyses using SMI across all years 2005 and later would also be analyzed using the standard analysis weight, ANALWT_C, for all survey years. Users should consider the differences in methodology prior to making any decisions on whether or how to use this data across all years.

2005-2012: K6 and SPD Measures

Analyses of past year K6 and SPD can be measured with the adjusted past year K6 and SPD variables from 2005 through 2007 and the past year SPD variables from 2008 through 2012 using ANALWT_C.

Combining 2008-2012 Data

When combining data from any of the years between 2008 and subsequent years' data to generate an annual average over a time period greater than 1 year for any of the mental health measures described in this appendix (i.e., K6, SPD, mental illness measures), a new weight should be created that divides the standard weight (ANALWT_C) by the number of years of data that are combined to correctly estimate weighted population totals. For example, to combine 2008-2012 data, divide ANALWT_C by 5.

References

- Aldworth, J., Barnett-Walker, K., Chromy, J., Karg, R., Morton, K., Novak, S., & Spagnola, K. (2009). Measuring serious mental illness with the NSDUH: Results of 2008 12-month analysis. In *2008 National Survey on Drug Use and Health: Methodological resource book* (Section 16, prepared for the Substance Abuse and Mental Health Services Administration, Contract No. 283-2004-00022, Mental Health Surveillance Study Deliverable 5, RTI/0209009.423.006.008). Research Triangle Park, NC: RTI International.
- Aldworth, J., Kott, P., Yu, F., Mosquin, P., & Barnett-Walker, K. (2012). Analysis of effects of 2008 NSDUH questionnaire changes: Methods to adjust adult MDE and SPD estimates and to estimate SMI in the 2005-2009 surveys. In *2010 National Survey on Drug Use and Health: Methodological resource book* (Section 16b, prepared for the Substance Abuse and Mental Health Services Administration, Contract No. HHSS283200800004C, RTI/0211838.108.006.024). Research Triangle Park, NC: RTI International.
- Carroll, R. J., Ruppert, D., Stefanski, L. A., & Crainiceanu, C. M. (2006). *Measurement error in nonlinear models: A modern perspective, 2nd ed.* Chaoman & Hall/CRC: Boca Raton, FL.
- Center for Behavioral Health Statistics and Quality. (2010a). *Results from the 2009 National Survey on Drug Use and Health: Mental health detailed tables*. Rockville, MD: Substance Abuse and Mental Health Services Administration.
- Center for Behavioral Health Statistics and Quality. (2010b). *Results from the 2009 National Survey on Drug Use and Health: Mental health findings* (HHS Publication No. SMA 10-4609, NSDUH Series H-39). Rockville, MD: Substance Abuse and Mental Health Services Administration.
- Center for Behavioral Health Statistics and Quality. (2012a). *Results from the 2010 National Survey on Drug Use and Health: Mental health detailed tables*. Rockville, MD: Substance Abuse and Mental Health Services Administration.
- Center for Behavioral Health Statistics and Quality. (2012b). *Results from the 2011 National Survey on Drug Use and Health: Mental health detailed tables*. Rockville, MD: Substance Abuse and Mental Health Services Administration.
- Center for Behavioral Health Statistics and Quality. (2013a). *Results from the 2012 National Survey on Drug Use and Health: Detailed tables*. Rockville, MD: Substance Abuse and Mental Health Services Administration.
- Center for Behavioral Health Statistics and Quality. (2013b). *Results from the 2012 National Survey on Drug Use and Health: Summary of national findings* (HHS Publication No. SMA 13-4795, NSDUH Series H-46). Rockville, MD: Substance Abuse and Mental Health Services Administration.

- Center for Behavioral Health Statistics and Quality. (2013c). *Results from the 2012 National Survey on Drug Use and Health: Mental health detailed tables*. Rockville, MD: Substance Abuse and Mental Health Services Administration.
- Center for Behavioral Health Statistics and Quality. (2013d). *Results from the 2012 National Survey on Drug Use and Health: Mental health findings* (HHS Publication No. SMA 13-4085, NSDUH Series H-47). Rockville, MD: Substance Abuse and Mental Health Services Administration.
- Center for Behavioral Health Statistics and Quality. (2014a). 2012 Mental Health Surveillance Study: Design and estimation report. In *2012 National Survey on Drug Use and Health: Methodological resource book (Section 16a)*. Rockville, MD: Substance Abuse and Mental Health Services Administration.
- Center for Behavioral Health Statistics and Quality. (2014b). Mental Health Surveillance Study operations report (2008-2012). In *2012 National Survey on Drug Use and Health: Methodological resource book (Section 16a)*. Rockville, MD: Substance Abuse and Mental Health Services Administration.
- Center for Behavioral Health Statistics and Quality. (2017). *National Survey on Drug Use and Health: Statistical models to predict mental illness from 2005 to 2007*. Rockville, MD: Substance Abuse and Mental Health Services Administration.
- Colpe, L. J., Barker, P. R., Karg, R. S., Batts, K. R., Morton, K. B., Gfroerer, J. C., Stolzenberg, S. J., Cunningham, D. B., First, M. B., & Aldworth, J. (2010). The National Survey on Drug Use and Health Mental Health Surveillance Study: Calibration study design and field procedures. *International Journal of Methods in Psychiatric Research*, *19* (Suppl. 1), 36-48.
- Colpe, L. J., Epstein, J. F., Barker, P. R., & Gfroerer, J. C. (2009). Screening for serious mental illness in the National Survey on Drug Use and Health (NSDUH). *Annals of Epidemiology*, *19*(3), 210-211.
- First, M. B., Spitzer, R. L., Gibbon, M., & Williams, J. B. W. (2002). *Structured Clinical Interview for DSM-IV-TR Axis I Disorders, Research Version, Non-patient Edition (SCID-I/NP)*. New York, NY: New York State Psychiatric Institute, Biometrics Research.
- Furukawa, T. A., Kessler, R. C., Slade, T., & Andrews, G. (2003). The performance of the K6 and K10 screening scales for psychological distress in the Australian National Survey of Mental Health and Well-Being. *Psychological Medicine*, *33*(2), 357-362.
- Kessler, R. C., Barker, P. R., Colpe, L. J., Epstein, J. F., Gfroerer, J. C., Hiripi, E., Howes, M. J., Normand, S. L., Manderscheid, R. W., Walters, E. E., & Zaslavsky, A. M. (2003). Screening for serious mental illness in the general population. *Archives of General Psychiatry*, *60*(2), 184-189.

- Novak, S. P., Colpe, L. J., Barker, P. R., & Gfroerer, J. C. (2010). Development of a brief mental health impairment scale using a nationally representative sample in the USA. *International Journal of Methods in Psychiatric Research*, 19(Suppl. 1), 49-60.
- Office of Applied Studies. (2009). *Results from the 2008 National Survey on Drug Use and Health: Detailed tables*. Rockville, MD: Substance Abuse and Mental Health Services Administration.
- Office of Applied Studies. (2010a). *Results from the 2009 National Survey on Drug Use and Health: Volume I. Summary of national findings* (HHS Publication No. SMA 10-4586Findings, NSDUH Series H-38A). Rockville, MD: Substance Abuse and Mental Health Services Administration.
- Office of Applied Studies. (2010b). *Results from the 2009 National Survey on Drug Use and Health: Volume II. Technical appendices and selected prevalence tables* (HHS Publication No. SMA 10-4586Appendices, NSDUH Series H-38B). Rockville, MD: Substance Abuse and Mental Health Services Administration.
- Rehm, J., Üstün, T. B., Saxena, S., Nelson, C. B., Chatterji, S., Ivis, F., & Adlaf, E. (1999). On the development and psychometric testing of the WHO screening instrument to assess disablement in the general population. *International Journal of Methods in Psychiatric Research*, 8(2), 110-123.

APPENDIX F

Recoded Depression Variable Documentation

The 2012 National Survey on Drug Use and Health (NSDUH) computer-assisted interviewing (CAI) instrumentation included two modules, the adult depression module and the adolescent depression module, which were designed to measure whether or not respondents had experienced a major depressive episode (MDE) in their lifetime and past year. Additional questions to assess impairment levels caused by MDE and treatment received for depression were included at the end of each MDE module.

This appendix provides details about the questions designed to assess MDE, comparability issues across survey years, development of adjusted lifetime and past year MDE variables, variable naming conventions, and analysis and weighting information. Variable specifications for lifetime and past year MDE as well as MDE with severe impairment are also provided. A flowchart (see Figure 1) is included to provide details regarding the routing logic leading up to the MDE questions specifying which respondents were asked the MDE questions and were defined as having MDE. The Key Mental Health Variables appendix provides a table with the variable names for the most commonly used NSDUH mental health measures (including depression) as well as information regarding comparability across survey years starting with the 2002 NSDUH.

The NSDUH CAI questions designed to assess MDE symptoms were based on the criteria in the *Diagnostic and Statistical Manual of Mental Disorders (DSM-IV)*, 4th edition (American Psychiatric Association, 1994). More specifically, MDE questions for adults were adapted from the depression section of the National Comorbidity Survey-Replication (NCS-R; Harvard School of Medicine, 2005), and those for adolescents (youths) were adapted from the depression section of the National Comorbidity Survey-Adolescent (NCS-A; Harvard School of Medicine, 2005). To make the modules developmentally appropriate for youths, there are minor wording differences in a few questions between the adult and youth modules. A person was defined as having had a lifetime MDE if he or she had five or more of nine symptoms for MDE in the same 2-week period in his or her lifetime, in which at least one of the symptoms was a depressed mood or loss of interest or pleasure in daily activities. A person was defined as having MDE in the past year if he or she had a lifetime MDE and a period of time in the past 12 months when he or she felt depressed or lost interest or pleasure in daily activities for 2 weeks or longer, while also having some of the other symptoms for lifetime MDE.

When the depression modules were first introduced in 2004, all youth respondents, but only half of adult respondents, received the questions because of a split-sample design. Further details on the 2004 split sample are provided in Appendix A of the 2004 national findings report (Office of Applied Studies [OAS], 2005b). Starting with the 2005 NSDUH, all youth and adult respondents received the questions in their respective depression modules. In the 2008 NSDUH, the adult mental health module was updated. This module precedes the adult depression module in the questionnaire which remained unchanged. In this revised 2008 mental health module, the K6 questions on nonspecific psychological distress were asked about two reference periods, the past 30 days and the month in the past 12 months when the distress was the worst. In addition, adult respondents were administered the mental health module through a split-sample design consisting of one of two impairment scales, an abbreviated World Health Organization Disability Assessment Schedule (WHODAS) or the Sheehan Disability Scale (SDS), to measure impairment due to emotions, nerves, or mental health. See the 2008 Recoded Mental Health

codebook appendix for further details. Starting in 2009, the split sample was removed, and the CAI instrument included only the WHODAS questions.

These changes and the fact that this revised mental health module precedes the adult depression module within the questionnaire could have influenced the adult respondent's answers to subsequent depression-related items. This type of influence is referred to as a context effect. A detailed analysis was conducted to examine potential context effects on MDE variables based on the changes in the mental health module. It was determined that MDE estimates for adults aged 18 or older from 2008 could not be compared with the 2007 and prior year estimates. Two subsamples (i.e., WHODAS and SDS) also were examined to determine whether the MDE data from the two 2008 subsamples were comparable. Because of differences in MDE estimates between the two samples, combining the SDS and WHODAS half-samples to produce an overall 2008 adult MDE estimate is not recommended. This applies to all adult MDE-related estimates (treatment/counseling for MDE, MDE-related impairment, etc.). Therefore, given the potential for comparability issues and to facilitate future trend analysis, only the WHODAS half-sample (MHSAMP08=1) is used for 2008 adult MDE estimation in the 2008 detailed tables (OAS, 2009a). See Appendix B, Section B.4.7, in the 2008 national findings report (OAS, 2009b) for further details on the decisions on the 2008 analyses.

Starting with the 2009 NSDUH, the mental health module includes only the WHODAS questions; therefore, the estimates for adult MDE from 2009 onward can be compared with the WHODAS half-sample from 2008. See Appendix B, Section B.4.2, in the 2009 mental health findings report (Center for Behavioral Health Statistics and Quality [CBHSQ], 2010b) for details on the 2009 analyses.

In order to be able to use the full sample of 2008 data and also to make adult MDE comparisons across survey years starting with 2005 and continuing through 2008 and later years, adjusted versions of adult past year MDE (AJAMDEYR) and adult lifetime MDE (AJAMDELT) variables were created retroactively for the years 2005 through 2008. These variables were adjusted to make MDE estimates from the SDS half-sample in 2008 and all adult respondents for 2005 through 2007 comparable with the MDE estimates based on the WHODAS half-sample in 2008 and all adult respondents in later years. More information about how the statistically adjusted adult MDE analysis variables were created can be found in the 2005-2008 codebooks and in the report describing these adjustments (Aldworth, Kott, Yu, Mosquin, & Barnett-Walker, 2012).

In 2009, changes were made to the youth mental health service utilization questions that preceded the questions about adolescent depression. These changes included the replacement of five questions that asked about receipt of special education services and school counseling and time spent in jail or foster care with questions that asked about receipt of mental health services in the education and justice system sectors.

The presence of new items could have influenced how adolescents responded to the adolescent depression questions and therefore the estimates of adolescent MDE. An analysis was performed that showed these questionnaire changes in 2009 did not appear to affect the estimates of adolescent MDE. Therefore, it is possible to assess trends for past year MDE from 2004 to 2012 for adolescents aged 12 to 17 without the need for adjusted variables. For more information

on the 2009 youth analyses results, see Appendix B, Section B.4.2, in the 2009 mental health findings report (CBHSQ, 2010b).

Naming Conventions

In the 2004-2007 NSDUHs, MDE data from both the adult and youth modules were used to create single, combined recoded lifetime (MDELTA) and past year MDE (MDEYR) variables, even though adult and youth data were not comparable because of wording differences between the modules. In the 2004-2007 detailed tables, analyses using combined variables were subset to the age group of interest to present estimates separately for adults and youths (OAS, 2005a; 2006; 2007; 2008). Note that in the 2004 detailed tables only, estimates were also presented for adults and youths combined, but producing combined estimates is no longer recommended.

Starting with the 2008 NSDUH, the MDE variables were renamed, and a separate set of variables was created each for adults and for youths. The new variable names have continued to be used in the 2012 NSDUH. Under the new naming convention, adult MDE variables begin with "A" and youth MDE variables begin with "Y" (e.g., AMDEYR, YMDEYR). There is one adolescent variable that does not follow this naming convention (i.e., MDEIMPY). Variables where youth and adult data were not combined into a single variable prior to 2008 were not renamed for adolescents (i.e., YSDSHOME, YSDSWRK, YSDSREL, YSDSSOC, YSDSOVRL, and MDEIMPY), since there was no change in variable construction or comparability. In addition, prior to 2008, the combined set of MDE variables was located in the Recoded Adult and Adolescent Depression section of the codebook. Currently, all adult and youth MDE variables are now located in either the Recoded Adult Depression or Recoded Adolescent Depression sections, respectively.

For adults, the new variable names denoted a break in the trend for the estimates due to the context effects noted earlier. To address the break in the trend, an adjustment was applied to the 2005-2008 adult MDE data, and the resulting new variables were retroactively added to the respective data files. These adjusted adult MDE variables begin with the abbreviation "AJ" for "adjusted" (i.e., AJAMDEYR, AJAMDELTA). With the addition of the adjusted adult MDE variables, the documentation for the existing adult MDE variables was retroactively revised to refer to the existing variables as unadjusted adult MDE variables. In summary, for adults, the new variable names indicated that the MDE data from 2008 or later should not be compared or combined with unadjusted variables from 2004 to 2007. However, adjusted variables were later added for 2005 through 2008 to allow comparisons across years from 2005 onward. Adjusted adult MDE variables are not available for 2004. The adjusted variables for 2005 through 2008 can be renamed to match the adult past year MDE (AMDEYR) and adult lifetime MDE (AMDELTA) variables for 2009 and subsequent years to produce comparable estimates across years, as seen in the 2012 mental health detailed tables (CBHSQ, 2013).

New variable names indicate changes that may or may not impact comparability with prior years. As described above, the 2008 adult MDE estimates are not considered comparable with 2007 and prior years. For adolescents, despite the new variable names, the MDE data from 2008 or later can be compared or combined with MDE data from 2004 to 2007 since there was no change to the youth modules. But in order to do so, either the original or new set of youth MDE variables should be renamed to match the other so that the data can be combined. See the

2008 Recoded Depression Variable Documentation codebook appendix for sample code on how to rename the 2008 or later survey year variables back to prior year names. In addition, a summary of variable names and comparability across years is presented in Table 1 for both adult and youth lifetime and past year MDE. All variables in a column are comparable for the time periods specified despite nonidentical variable names.

Table 1. Lifetime and Past Year Major Depressive Episode (MDE) Variable Comparability: 2004 NSDUH and Later Survey Years

NSDUH Survey Year	Adult MDE			Youth MDE
	Comparable Variables 2004-2007	Comparable Variables 2008 and Later Years Unadjusted Data	Comparable Variables 2005 and Later Years Adjusted Data	Comparable Variables 2004 and Later Years
2004	MDELTA, MDEYR ¹			MDELTA, MDEYR ¹
2005-2007	MDELTA, MDEYR ¹		AJAMDELTA, AJAMDEYR	MDELTA, MDEYR ¹
2008		AMDELTA, AMDEYR ²	AJAMDELTA, AJAMDEYR	YMDELTA, YMDEYR
2009 and Later Years		AMDELTA, AMDEYR	AMDELTA, AMDEYR	YMDELTA, YMDEYR

NOTE: All the variables within the same column are comparable across years, once the variables have been renamed to match.

¹ To use these lifetime and past year MDE variables in comparisons, the data must be subset to adults or youths depending on the analysis of interest. Presenting estimates using combined adult and youth data is not recommended due to wording differences between the adult and youth modules.

² To use these lifetime and past year MDE variables in comparisons, the data must be subset to the WHODAS subsample (MHSAMP08=1).

Source: SAMHSA, Center for Behavioral Health Statistics and Quality (formerly Office of Applied Studies), National Survey on Drug Use and Health, 2004 and later.

Weights

Analyses on unadjusted 2008 data that include only adults from the WHODAS half-sample (subset to MHSAMP08=1), such as the 2008 adult MDE analyses in the 2008 detailed tables (OAS, 2009a) or in the 2009 mental health detailed tables (CBHSQ, 2010a), should be weighted by an alternate analysis weight (MHSAWT_C). (Note that 2008 analyses including only adults from the SDS half-sample [subset to MHSAMP08=2] should also be weighted by MHSAWT_C.) This weight has been poststratified so that each of the half-samples is separately representative of the civilian, noninstitutionalized population aged 18 or older. Generating 2008 adult MDE estimates using the entire unadjusted adult sample (both WHODAS and SDS half-samples) is not recommended. To compare or combine 2008 unadjusted adult MDE (using only the WHODAS subsample) and 2009-2012 adult MDE data, users should create a new weight variable that takes on the value of MHSAWT_C for 2008 respondents and the value of ANALWT_C for 2009-2012 respondents. When doing this, users should restrict the unadjusted 2008 data to MHSAMP08=1 since the 2009-2012 NSDUHs use WHODAS questions and are comparable with only the 2008 WHODAS half-sample. The standard analysis weight (ANALWT_C) should be used for MDE analyses that include either the entire youth sample (i.e., any year) or adult sample (i.e., 2009 through 2012), such as those in the 2012 mental health detailed tables.

To analyze the 2005-2008 adjusted adult MDE variables in conjunction with the 2009-2012 adult MDE variables (e.g., the MDE multiyear trend analyses published in the 2012 mental health detailed tables [CBHSQ, 2013]), the standard analysis weight (ANALWT_C) should be used across all years.

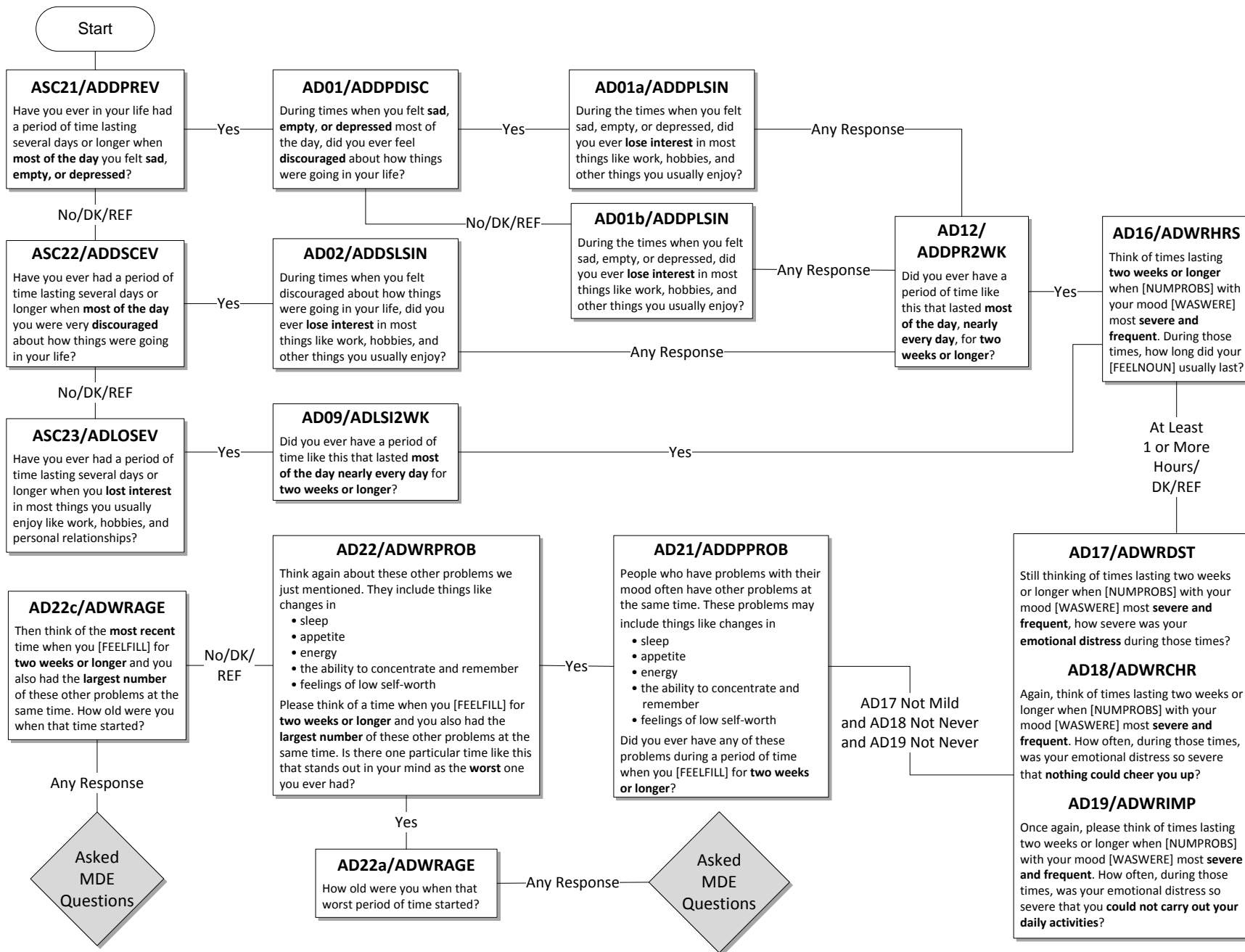
Furthermore, when creating estimates based on more than a single year of data, the appropriate weight for each year should be divided by the number of years of data that are combined to correctly estimate weighted population totals. For example, if a user combines 2008-2012 data to generate an annual average using the unadjusted adult MDE data, the new weight previously described should be divided by 5.

MDE Variable Specifications

In the adult and youth depression modules of the NSDUH, respondents were asked a series of introductory questions to determine whether they had a worst period of time where they experienced feeling sad, empty, depressed, discouraged, or a loss of interest. If respondents fit certain criteria based on the routing logic found in these introductory questions, then they were asked the questions related to the nine attributes (symptoms) of MDE. In order to demonstrate which respondents were actually asked the MDE attributes questions based on these introductory questions, a flowchart using the adult questions is included as Figure 1. These introductory questions in addition to the questions related to the nine attributes associated with MDE (see below) were used to score MDE.

This appendix includes information used for adults to define the lifetime adult MDE variable (AMDELT), the adult past year MDE variable (AMDEYR), and the adult impairment recodes, all of which are found in the Recoded Adult Depression section of the codebook. Similar questions were asked of youth respondents and used to define similar youth MDE variables found in the Recoded Adolescent Depression section but are not specifically defined in this appendix. The questions shown in the flowchart and the documentation below refer to the adult depression-associated question indicator from the CAI instrument specifications followed by the corresponding edited variable name to assist users in mapping the information back to the CAI.

Figure 1. Routing Logic Prior to Adult Major Depressive Episode (MDE) Attribute Questions



The questions below, shown with their associated question indicator from the CAI specifications, refer to the worst period of time the respondent has had that stands out in his or her mind; or, if he or she does not recall a worst period of time, the questions refer to the most recent period of time when the respondent experienced any or all of the following: sadness, discouragement, or lack of interest in most things. **It should be noted that no exclusions were made for MDE caused by medical illness, bereavement, or substance use disorders.**

During that [worst/most recent] period of time...

1. Depressed mood most of the day

- a. ... did you feel sad, empty, or depressed **most of the day nearly every day**? (AD24A)
- b. ... did you feel discouraged about how things were going in your life **most of the day nearly every day**? (AD24C)

A respondent was assigned a positive response to this symptom (D_MDEA1=1) if he or she answered yes to either of the above questions.

2. Markedly diminished interest or pleasure in all or almost all activities most of the day

- a. ... did you lose interest in almost all things like work and hobbies and things you like to do for fun? (AD24E)
- b. ... did you lose the ability to take pleasure in having good things happen to you, like winning something or being praised or complimented? (AD24F)

A respondent was assigned a positive response to this symptom (D_MDEA2=1) if he or she answered yes to either of the above questions.

3. Weight

- a. Did you have a much smaller appetite than usual nearly every day during that time? (AD26A)
- b. Did you have a much **larger** appetite than usual nearly every day? (AD26B)
- c. Did you gain weight without trying to during that [worst/most recent] period of time? (AD26C)
 - i. ... because you were growing? (AD26C1)
 - ii. ... because you were pregnant? (AD26C2)
- d. How many pounds did you gain? (AD26D)
- e. Did you lose weight without trying to? (AD26E)
 - i. ... because you were sick or on a diet? (AD26E1)
- f. How many pounds did you lose? (AD26F)

A respondent was assigned a positive response to this symptom (D_MDEA3=1) if he or she answered yes to questions 'a' or 'b' above, or the answer to either question 'd' or 'f' was greater than or equal to 10. (Note that 'd' was only asked if 'c_i' and 'c_{ii}' were not 'yes,' and 'f' was only asked if 'e_i' was not 'yes'.)

4. Insomnia or hypersomnia

- a. Did you have a lot more trouble than usual falling asleep, staying asleep, or waking too early nearly every night during that [worst/most recent] period of time? (AD26G)
- b. During that [worst/most recent] period of time, did you sleep a lot more than usual nearly every night? (AD26H)

A respondent was assigned a positive response to this symptom (D_MDEA4=1) if he or she answered yes to either of the above questions.

5. Psychomotor agitation or retardation

- a. Did you talk or move more slowly than is normal for you nearly every day? (AD26L)
 - i. (if AD26L=1) Did anyone else notice that you were talking or moving slowly? (AD26M)
- b. Were you so restless or jittery nearly every day that you paced up and down or couldn't sit still? (AD26N)
 - i. (if AD26N=1) Did anyone else notice that you were restless? (AD26O)

A respondent was assigned a positive response to this symptom (D_MDEA5=1) if he or she answered yes to either of the above 'a_i' or 'b_i' questions. (Note that 'a_i' was only asked if 'a' was 'yes' and 'b_i' was only asked if 'b' was 'yes'.)

6. Fatigue or loss of energy

- a. During that [worst/most recent] period of time, did you feel tired or low in energy nearly every day even when you had not been working very hard? (AD26J)

A respondent was assigned a positive response to this symptom (D_MDEA6=1) if he or she answered yes to the above question.

7. Feelings of worthlessness

- a. Did you feel that you were not as good as other people nearly every day? (AD26U)
 - i. (if AD26U=1) Did you feel totally worthless nearly every day? (AD26V)

A respondent was assigned a positive response to this symptom (D_MDEA7=1) if he or she answered yes to question 'a_i'. (Note that 'a_i' was only asked if 'a' was 'yes'.)

8. Diminished ability to think or concentrate or indecisiveness

- a. During that [worst/most recent] time period, did your thoughts come much more slowly than usual or seem confused nearly every day? (AD26P)
- b. Did you have a lot more trouble concentrating than usual nearly every day? (AD26R)
- c. Were you unable to make decisions about things you ordinarily have no trouble deciding about? (AD26S)

A respondent was assigned a positive response to this symptom (D_MDEA8=1) if he or she answered yes to any of the above questions.

9. Recurrent thoughts of death or recurrent suicide ideation

- a. Did you often think about death, either your own, someone else's, or death in general? (AD26AA)
- b. During that period, did you ever think it would be better if you were dead? (AD26BB)
- c. Did you think about committing suicide? (AD26CC)
 - i. Did you make a suicide plan? (AD26DD)
 - ii. Did you make a suicide attempt? (AD26EE)

A respondent was assigned a positive response to this symptom (D_MDEA9=1) if he or she answered yes to any of the above questions.

Respondents were classified with lifetime MDE if they had at least five of the nine above attributes. Respondents who have had MDE in their lifetime (AMDELTA=1 for adults and YMDELTA=1 for youths) and who have reported that they had a period of depression lasting 2 weeks or longer, while also having some of the symptoms mentioned during the past 12 months (ADPB2WK=1 for adults and YOPB2WK=1 for youths), were classified as having past year depression (AMDEYR=1 for adults and YMDEYR=1 for youths). Respondents with no lifetime MDE (AMDELTA=2 for adults or YMDELTA=2 for youths) or respondents with lifetime MDE (AMDELTA=1 for adults and YMDELTA=1 for youths) but no period of depression lasting 2 weeks or longer in the past year while having other symptoms (ADPB2WK=2 for adults or YOPB2WK=2 for youths) were defined as not having past year MDE (AMDEYR=2 for adults or YMDEYR=2 for youths).

Otherwise, respondents were classified as system missing for lifetime or past year MDE if they had unknown depression information and/or they were aged 12 to 17 (for adults) or aged 18 or older (for youths).

Respondents with lifetime MDE and respondents with recurrent thoughts of death or recurrent suicide ideation (D_MDEA9=1 for adults and D_MDEA9Y=1 for youths), regardless of MDE classification, were guided through the remainder of the depression module. Note that because of this second criterion, variables for treatment of depression may have values for respondents who were not classified as having lifetime MDE. If the subpopulation of interest is respondents with lifetime MDE or past year MDE, these restrictions should be implemented in the analysis using the appropriate variables. Users who are interested in the suicide ideation data¹ from the depression modules should also be aware of the routing logic shown in Figure 1 because only a subset of respondents are asked the suicide-related questions.

¹ The suicide estimates presented in the detailed tables are from the mental health module data, not the depression suicide module data.

MDE with Severe Impairment Variable Specifications

Respondents defined as having had MDE in the past year were then asked questions from the SDS to measure the level of functional impairment in major life activities reported to be caused by the MDE in the past 12 months (Leon, Olfson, Portera, Farber, & Sheehan, 1997).

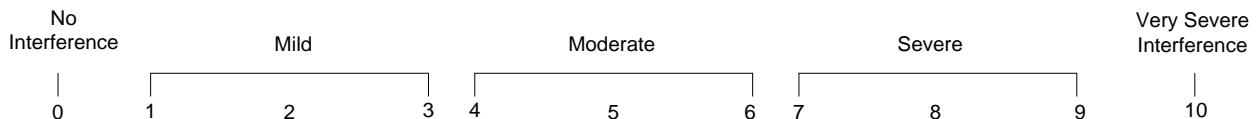
The SDS measures mental health-related impairment in four major life activities or role domains. These four domains are defined separately for adults aged 18 or older and youths aged 12 to 17 to reflect the different roles associated with the two age groups. Each module consists of four questions that are assessed on a 0 to 10 visual analog scale with categories of "none" (0), "mild" (1-3), "moderate" (4-6), "severe" (7-9), and "very severe" (10).

A maximum impairment score (ASDSOVL2 for adults and YSDSOVRL for youths) is then defined as the single highest severity level of role impairment across all four SDS role domains. The four SDS role domain variables were recoded so that no interference = 1, mild = 2, moderate = 3, severe = 4, and very severe = 5. A maximum level of interference over all four domains was then defined (ASDSOVL2 or YSDSOVRL). Ratings greater than or equal to 7 on the scale (ASDSOVL2 or YSDSOVRL=4, 5) were considered severe impairment. Estimates for past year MDE with severe impairment (AMDEIMP=1 for adults and MDEIMPY=1 for youths) are presented for 2011 and 2012 in the 2012 mental health detailed tables (CBHSQ, 2013). The adult MDE with severe impairment variable is not comparable with NSDUH data prior to 2008 for the reasons discussed previously. Youth MDE with severe impairment data are comparable from 2006 onward. The questions pertaining to the four domains are listed below for both adults and youths.

Adult Depression Module: Functional Impairment

AD66a Think about the time in the past 12 months when these problems with your mood were **most severe**.

Using the 0 to 10 scale shown below, where 0 means **no** interference and 10 means very **severe** interference, select the number that describes how much these problems interfered with your **ability to do** each of the following activities during that period. You can use any number between 0 and 10 to answer.



How much did your [depression symptoms] interfere with your **ability to do home management tasks**, like cleaning, shopping, and working around the house, apartment, or yard?

AD66b During the time in the past 12 months when your [depression symptoms] were most severe, how much did this interfere with your **ability to work**?

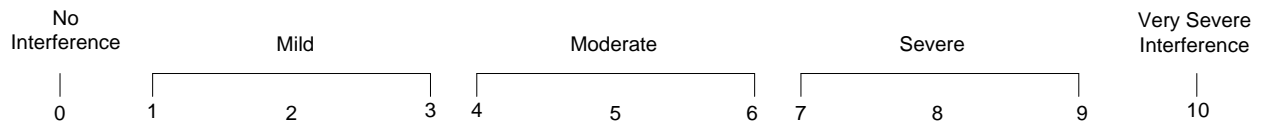
AD66c How much did your [depression symptoms] interfere with your **ability to form and maintain close relationships** with other people during that period of time?

AD66d How much did [depression symptoms] interfere with your **ability to have a social life** during that period of time?

Adolescent Depression Module: Functional Impairment

YD66a Think about the time in the past 12 months when these problems with your mood were the **worst**.

Using the 0 to 10 scale shown below, where 0 means **no** problems and 10 means very **severe** problems, select the number that describes how much your [depression symptoms] caused problems with your **ability to do** each of the following activities during that time. You can use any number between 0 and 10 to answer.



How much did your [depression symptoms] cause problems with your chores at home?

YD66b During the time in the past 12 months when your [depression symptoms] were worst, how much did this cause problems with your **ability to do well at school or work**?

YD66c How much did your [depression symptoms] cause problems with your **ability to get along with your family** during that time?

YD66d How much did your [depression symptoms] cause problems with your **ability to have a social life** during that time?

References

- Aldworth, J., Kott, P., Yu, F., Mosquin, P., & Barnett-Walker, K. (2012). Analysis of effects of 2008 NSDUH questionnaire changes: Methods to adjust adult MDE and SPD estimates and to estimate SMI in the 2005-2009 surveys. In *2010 National Survey on Drug Use and Health: Methodological resource book* (Section 16b, prepared for the Substance Abuse and Mental Health Services Administration, Contract No. HHSS283200800004C, RTI/0211838.108.006.024). Research Triangle Park, NC: RTI International.
- American Psychiatric Association. (1994). *Diagnostic and statistical manual of mental disorders (DSM-IV)* (4th ed.). Washington, DC: American Psychiatric Association.
- Center for Behavioral Health Statistics and Quality. (2010a). *Results from the 2009 National Survey on Drug Use and Health: Mental health detailed tables*. Rockville, MD: Substance Abuse and Mental Health Services Administration.
- Center for Behavioral Health Statistics and Quality. (2010b). *Results from the 2009 National Survey on Drug Use and Health: Mental health findings* (HHS Publication No. SMA 10-4609, NSDUH Series H-39). Rockville, MD: Substance Abuse and Mental Health Services Administration.
- Center for Behavioral Health Statistics and Quality. (2013). *Results from the 2012 National Survey on Drug Use and Health: Mental health detailed tables*. Rockville, MD: Substance Abuse and Mental Health Services Administration.
- Harvard School of Medicine. (2005). *Home page: National Comorbidity Survey (NCS)*. [Web page]. Retrieved June 28, 2008, from <https://www.hcp.med.harvard.edu/ncs/>
- Leon, A. C., Olfson, M., Portera, L., Farber, L., & Sheehan, D. V. (1997). Assessing psychiatric impairment in primary care with the Sheehan Disability Scale. *International Journal of Psychiatry in Medicine*, 27(2), 93-105.
- Office of Applied Studies. (2005a). *Results from the 2004 National Survey on Drug Use and Health: Detailed tables*. Rockville, MD: Substance Abuse and Mental Health Services Administration.
- Office of Applied Studies. (2005b). *Results from the 2004 National Survey on Drug Use and Health: National findings* (DHHS Publication No. SMA 05-4062, NSDUH Series H-28). Rockville, MD: Substance Abuse and Mental Health Services Administration.
- Office of Applied Studies. (2006). *Results from the 2005 National Survey on Drug Use and Health: Detailed tables*. Rockville, MD: Substance Abuse and Mental Health Services Administration.
- Office of Applied Studies. (2007). *Results from the 2006 National Survey on Drug Use and Health: Detailed tables*. Rockville, MD: Substance Abuse and Mental Health Services Administration.

Office of Applied Studies. (2008). *Results from the 2007 National Survey on Drug Use and Health: Detailed tables*. Rockville, MD: Substance Abuse and Mental Health Services Administration.

Office of Applied Studies. (2009a). *Results from the 2008 National Survey on Drug Use and Health: Detailed tables*. Rockville, MD: Substance Abuse and Mental Health Services Administration.

Office of Applied Studies. (2009b). *Results from the 2008 National Survey on Drug Use and Health: National findings* (HHS Publication No. SMA 09-4434, NSDUH Series H-36). Rockville, MD: Substance Abuse and Mental Health Services Administration.

APPENDIX G

Occupational Classification System for Recodes

**2003
Census
Code** **Occupation category**

1 Executive/Admin/Managerial/Financial

Chief Executives
 General and Operations Managers
 Legislators
 Advertising and Promotions Managers
 Marketing and Sales Managers
 Public Relations Managers
 Administrative Services Managers
 Computer and Information Systems Managers
 Financial Managers
 Human Resources Managers
 Industrial Production Managers
 Purchasing Managers
 Transportation, Storage, and Distribution Managers
 Farm, Ranch, and Other Agricultural Managers
 Farmers and Ranchers
 Construction Managers
 Education Administrators
 Engineering Managers
 Food Service Managers
 Funeral Directors
 Gaming Managers
 Lodging Managers
 Medical and Health Services Managers
 Natural Sciences Managers
 Postmasters and Mail Superintendents
 Property, Real Estate, and Community Association Managers
 Social and Community Service Managers
 Managers, All Other

Agents and Business Managers of Artists, Performers, and Athletes
 Purchasing Agents and Buyers, Farm Products
 Wholesale and Retail Buyers, Except Farm Products
 Purchasing Agents, Except Wholesale, Retail, and Farm Products
 Claims Adjusters, Appraisers, Examiners, and Investigators
 Compliance Officers, Except Agriculture, Construction, Health and Safety, and Transportation
 Cost Estimators
 Human Resources, Training, and Labor Relations Specialists
 Logisticians
 Management Analysts
 Meeting and Convention Planners
 Other Business Operations Specialists

Accountants and Auditors
 Appraisers and Assessors of Real Estate
 Budget Analysts
 Credit Analysts
 Financial Analysts
 Personal Finance Advisors
 Insurance Underwriters
 Financial Examiners
 Loan Counselors and Officers
 Tax Examiners, Collectors, and Revenue Agents
 Tax Preparers
 Financial Specialists, All Other

2 Professional (not Educ/Entertain/Media)

Computer Scientists and Systems Analysts
 Computer Programmers
 Computer Software Engineers
 Computer Support Specialists
 Database Administrators
 Network and Computer Systems Administrators
 Network Systems and Data Communications Analysts
 Actuaries
 Mathematicians
 Operations Research Analysts
 Statisticians
 Miscellaneous Mathematical Occupations

Architects, Except Naval
 Surveyors, Cartographers, and Photogrammetrists
 Aerospace Engineers
 Agriculture Engineers
 Biomedical Engineers
 Chemical Engineers
 Civil Engineers
 Computer Hardware Engineers
 Electrical and Electronics Engineers
 Environmental Engineers
 Industrial Engineers, Including Health and Safety
 Marine Engineers and Naval Architects
 Materials Engineers
 Mechanical Engineers
 Mining and Geological Engineers, Including Mining Safety Engineers
 Nuclear Engineers
 Petroleum Engineers
 Engineers, All Other

Agricultural and Food Scientists
 Biological Scientists
 Conservation Scientists and Foresters
 Medical Scientists
 Astronomers and Physicists
 Atmospheric and Space Scientists
 Chemists and Materials Scientists
 Environmental Scientists and Geoscientists
 Physical Scientists, All Other

Economists
 Market and Survey Researchers
 Psychologists
 Sociologists
 Urban and Regional Planners
 Miscellaneous Social Scientists and Related Workers

Counselors
 Social Workers
 Miscellaneous Community and Social Service Specialists
 Clergy
 Directors, Religious Activities and Education
 Religious Workers, All Other

Lawyers
 Judges, Magistrates, and Other Judicial Workers
 Paralegals and Legal Assistants
 Miscellaneous Legal Support Workers

2003

Census Code Occupation category

Chiropractors
Dentists
Dietitians and Nutritionists
Optometrists
Pharmacists
Physicians and Surgeons
Physician Assistants
Podiatrists
Registered Nurses
Audiologists
Occupational Therapists
Physical Therapists
Radiation Therapists
Recreational Therapists
Respiratory Therapists
Speech-Language Pathologists
Therapists, All Other
Veterinarians
Health Diagnosing and Treating Practitioners, All Other

3 Education and Related Occupations

Postsecondary Teachers
Preschool and Kindergarten Teachers
Elementary and Middle School Teachers
Secondary School Teachers
Special Education Teachers
Other Teachers and Instructors

Archivists, Curators, and Museum Technicians
Librarians
Library Technicians
Teacher Assistants
Other Education, Training, and Library Workers

4 Entertainers, Sports, Media, Communications

Artists and Related Workers
Designers
Actors
Producers and Directors
Athletes, Coaches, Umpires, and Related Workers
Dancers and Choreographers
Musicians, Singers, and Related Workers
Entertainers and Performers, Sports and Related Workers, All Other

Announcers
News Analysts, Reporters and Correspondents
Public Relations Specialists
Editors
Technical Writers
Writers and Authors
Miscellaneous Media and Communication Workers
Broadcast and Sound Engineering Technicians and Radio Operators
Photographers
Television, Video, and Motion Picture Camera Operators and Editors
Media and Communication Equipment Workers, All Other

5 Technicians and Related Support Occupations

Drafters
Engineering Technicians, Except Drafters

Surveying and Mapping Technicians

Agriculture and Foods Science Technicians
Biological Technicians
Chemical Technicians
Geological and Petroleum Technicians
Nuclear Technicians
Other Life, Physical, and Social Science Technicians

Clinical Laboratory Technologists and Technicians
Dental Hygienists
Diagnostic Related Technologists and Technicians
Emergency Medical Technicians and Paramedics
Health Diagnosing and Treating Practitioner Support Technicians
Licensed Practical and Licensed Vocational Nurses
Medical Records and Health Information Technicians
Opticians, Dispensing
Miscellaneous Health Technologists and Technicians
Other Healthcare Practitioners and Technical Occupations
Nursing, Psychiatric, and Home Health Aides
Occupational Therapist Assistants and Aides
Physical Therapist Assistants and Aides
Massage Therapists
Dental Assistants
Medical Assistants and Other Healthcare Support Occupations

6 Sales Occupations

First-Line Supervisors/Managers of Retail Sales Workers
First-Line Supervisors/Managers of Non-Retail Sales Workers
Cashiers
Counter and Rental Clerks
Parts Salespersons
Retail Salespersons
Advertising Sales Agents
Insurance Sales Agents
Securities, Commodities, and Financial Services Sales Agents
Travel Agents
Sales Representatives, Services, All Other
Sales Representatives, Wholesale and Manufacturing
Models, Demonstrators, and Product Promoters
Real Estate Brokers and Sales Agents
Sales Engineers
Telemarketers
Door-To-Door Sales Workers, News and Street Vendors, and Related Workers
Sales and Related Workers, All Other

7 Office and Administrative Support Workers

First-Line Supervisors/Managers of Office and Administrative Support Workers
Switchboard Operators, Including Answering Service
Telephone Operators
Communications Equipment Operators, All Other

2003

Census Code Occupation category

Bill and Account Collectors
Billing and Posting Clerks and Machine Operators
Bookkeeping, Accounting, and Auditing Clerks
Gaming Cage Workers
Payroll and Timekeeping Clerks
Procurement Clerks
Tellers
Brokerage Clerks
Correspondence Clerks
Court, Municipal, and License Clerks
Credit Authorizers, Checkers, and Clerks
Customer Service Representatives
Eligibility Interviewers, Government Programs
File Clerks
Hotel, Motel, and Resort Desk Clerks
Interviewers, Except Eligibility and Loan
Library Assistants, Clerical
Loan Interviewers and Clerks
New Accounts Clerks
Order Clerks
Human Resources Assistants, Except Payroll and Timekeeping
Receptionists and Information Clerks
Reservation and Transportation Ticket Agents and Travel Clerks
Information and Record Clerks, All Other
Cargo and Freight Agents
Couriers and Messengers
Dispatchers
Meter Readers, Utilities
Postal Service Clerks
Postal Service Mail Carriers
Postal Service Mail Sorters, Processors, and Processing Machine Operators
Production, Planning, and Expediting Clerks
Shipping, Receiving, and Traffic Clerks
Stock Clerks and Order Fillers
Weighers, Measurers, Checkers, and Samplers, Recordkeeping
Secretaries and Administrative Assistants
Computer Operators
Data Entry Keyers
Word Processors and Typists
Desktop Publishers
Insurance Claims and Policy Processing Clerks
Mail Clerks and Mail Machine Operators, Except Postal Service
Office Clerks, General
Office Machine Operators, Except Computer
Proofreaders and Copy Markers
Statistical Assistants
Office and Administrative Support Workers, All Other

8 Protective Service Occupations

First-Line Supervisors/Managers of Correctional Officers
First-Line Supervisors/Managers of Police and Detectives
First-Line Supervisors/Managers of Fire Fighting and Prevention Workers
Supervisors, Protective Service Workers, All Other
Fire Fighters
Fire Inspectors
Bailiffs, Correctional Officers, and Jailers
Detectives and Criminal Investigators

Fish and Game Wardens
Parking Enforcement Workers
Police and Sheriff's Patrol Officers
Transit and Railroad Police
Animal Control Workers
Private Detectives and Investigators
Security Guards and Gaming Surveillance Officers
Crossing Guards
Lifeguards and Other Protective Service Workers
Armed Forces

9 Service Occupations, Except Protective

Chefs and Head Cooks
First-Line Supervisors/Managers of Food Preparation and Serving Workers
Cooks
Food Preparation Workers
Bartenders
Combined Food Preparation and Serving Workers, Including Fast Food
Counter Attendants, Cafeteria, Food Concession, and Coffee Shop
Waiters and Waitresses
Food Servers, Nonrestaurant
Dining Room and Cafeteria Attendants and Bartender Helpers
Dishwashers
Hosts and Hostesses, Restaurant, Lounge, and Coffee Shop
Food Preparation and Serving Related Workers, All Other

First-Line Supervisors/Managers of Housekeeping and Janitorial Workers
First-Line Supervisors/Managers of Landscaping, Lawn Service, and Groundskeeping
Janitors and Building Cleaners
Maids and Housekeeping Cleaners
Pest Control Workers
Grounds Maintenance Workers

First-Line Supervisors/Managers of Gaming Workers
First-Line Supervisors/Managers of Personal Service Workers
Animal Trainers
Nonfarm Animal Caretakers
Gaming Services Workers
Motion Picture Projectionists
Ushers, Lobby Attendants, and Ticket Takers
Miscellaneous Entertainment Attendants and Related Workers

Funeral Service Workers
Barbers
Hairdressers, Hairstylists, and Cosmetologists
Miscellaneous Personal Appearance Workers
Baggage Porters, Bellhops, and Concierges
Tour and Travel Guides
Transportation Attendants
Child Care Workers
Personal and Home Care Aides
Recreation and Fitness Workers
Residential Advisors
Personal Care and Service Workers, All Other

10 Farming/Fishing/Forestry Occupations

2003

Census Code Occupation category

Code

First-Line Supervisors/Managers/Contractors of Farming, Fishing, and Forestry Workers
Agricultural Inspectors
Animal Breeders
Graders and Sorters, Agricultural Products
Other Agricultural Workers
Fishers and Related Fishing Workers
Hunters and Trappers
Forest and Conservation Workers
Logging Workers

11 Installation, Maintenance, and Repair Workers

First-Line Supervisors/Managers of Mechanics, Installers, and Repairers
Computer, Automated Teller, and Office Machine Repairers
Radio and Telecommunications Equipment Installers and Repairers
Avionics Technicians
Electric Motor, Power Tool, and Related Repairers
Electrical and Electronics Installers and Repairers, Transportation Equipment
Electrical and Electronics Repairers, Industrial and Utility
Electronic Equipment Installers and Repairers, Motor Vehicles
Electronic Home Entertainment Equipment Installers and Repairers
Security and Fire Alarm Systems Installers
Aircraft Mechanics and Service Technicians
Automotive Body and Related Repairers
Automotive Glass Installers and Repairers
Automotive Service Technicians and Mechanics
Bus and Truck Mechanics and Diesel Engine Specialists
Heavy Vehicle and Mobile Equipment Service Technicians and Mechanics
Small Engine Mechanics
Miscellaneous Vehicle and Mobile Equipment Mechanics, Installers, and Repairers
Control and Valve Installers and Repairers
Heating, Air Conditioning, and Refrigeration Mechanics and Installers
Home Appliance Repairers
Industrial and Refractory Machinery Mechanics
Maintenance and Repair Workers, General
Maintenance Workers, Machinery
Millwrights
Electrical Power-Line Installers and Repairers
Telecommunications Line Installers and Repairers
Precision Instrument and Equipment Repairers
Coin, Vending, and Amusement Machine Servicers and Repairers
Commercial Divers
Locksmiths and Safe Repairers
Manufactured Building and Mobile Home Installers
Riggers
Signal and Track Switch Repairers
Helpers – Installation, Maintenance, and Repair Workers
Other Installation, Maintenance, and Repair Workers

12 Construction Trades and Extraction Workers

First-Line Supervisor/Managers of Construction Trades and Extraction Workers

Boilermakers
Brickmasons, Blockmasons, and Stonemasons
Carpenters
Carpet, Floor, and Tile Installers and Finishers
Cement Masons, Concrete Finishers, and Terrazzo Workers
Construction Laborers
Paving, Surfacing, and Tamping Equipment Operations
Pile-Driver Operators
Operating Engineers and Other Construction Equipment Operators
Drywall Installers, Ceiling Tile Installers, and Tapers
Electricians
Glaziers
Insulation Workers
Painters, Construction and Maintenance
Paperhangers
Pipelayers, Plumbers, Pipefitters, and Steamfitters
Plasterers and Stucco Masons
Reinforcing Iron and Rebar Workers
Roofers
Sheet Metal Workers
Structural Iron and Steel Workers
Helpers, Construction Trades
Construction and Building Inspectors
Elevator Installers and Repairers
Fence Erectors
Hazardous Materials Removal Workers
Highway Maintenance Workers
Rail-Track Laying and Maintenance Equipment Operators
Septic Tank Servicers and Sewer Pipe Cleaners
Miscellaneous Constructions and Related Workers
Derrick, Rotary Drill, and Service Unit Operators, Oil, Gas, and Mining
Earth Drillers, Except Oil and Gas
Explosives Workers, Ordnance Handling Experts, and Blasters
Mining Machine Operators
Roof Bolters, Mining
Roustabouts, Oil and Gas
Helpers – Extraction Workers
Other Extraction Workers

13 Prod/Machinery/Setters/Operators/Tenders

First-Line Supervisors/Managers of Production and Operating Workers
Aircraft Structure, Surfaces, Rigging, and Systems Assemblers
Electrical, Electronics, and Electromechanical Assemblers
Engine and Other Machine Assemblers
Structural Metal Fabricators and Fitters
Miscellaneous Assemblers and Fabricators

Bakers
Butchers and Other Meat, Poultry, and Fish Processing Workers
Food and Tobacco Roasting, Baking, and Drying Machine Operators and Tenders
Food Batchmakers
Food Cooking Machine Operators and Tenders

Computer Control Programmers and Operators

2003

**Census Occupation category
Code**

Extruding and Drawing Machine Setters,
Operators, and Tenders, Metal and Plastic
Forging Machine Setters, Operators, and Tenders,
Metal and Plastic
Rolling Machine Setters, Operators, and Tenders,
Metal and Plastic
Cutting, Punching, and Press Machine Setters,
Operators, and Tenders, Metal and
Drilling and Boring Machine Tool Setters,
Operators, and Tenders, Metal and Plastic
Grinding, Lapping, Polishing, and Buffing Machine
Tool Setters, Operators, and Tenders, Metal and
Plastic
Lathe and Turning Machine Tool Setters,
Operators and Tenders, Metal and Plastic
Milling and Planing Machine Setters, Operators,
and Tenders, Metal and Plastic
Machinists
Metal Furnace and Kiln Operators and Tenders
Model Makers and Patternmakers, Metal and
Plastic
Molders and Molding Machine Setters, Operators,
and Tenders, Metal and Plastic
Multiple Machine Tool Setters, Operators, and
Tenders, Metal and Plastic
Tool and Die Makers
Welding, Soldering, and Brazing Workers
Heat Treating Equipment Setters, Operators, and
Tenders, Metal and Plastic
Lay-Out Workers, Metal and Plastic
Plating and Coating Machine Setters, Operators,
and Tenders, Metal and Plastic
Tool Grinders, Filers, and Sharpeners
Metalworkers and Plastic Workers, All Other
Bookbinders and Bindery Workers
Job Printers
Prepress Technicians and Workers
Printing Machine Operators
Laundry and Dry-Cleaning Workers
Pressers, Textile, Garment, and Related Materials
Sewing Machine Operator
Shoe and Leather Workers and Repairers
Shoe Machine Operators and Tenders
Tailors, Dressmakers, and Sewers
Textile Bleaching and Dyeing Machine Operators
and Tenders
Textile Cutting Machine Setters, Operators, and
Tenders
Textile Knitting and Weaving Machine Setters,
Operators, and Tenders
Textile Winding, Twisting, and Drawing Out
Machine Setters, Operators, and Tenders
Extruding and Forming Machine Setters,
Operators, and Tenders, Synthetic and Glass
Fibers
Fabric and Apparel Patternmakers
Upholsters
Textile, Apparel, and Furnishings Workers, All
Other
Cabinetmakers and Bench Carpenters
Furniture Finishers
Model Makers and Patternmakers, Wood
Sawing Machine Setters, Operators, and Tenders,
Wood
Woodworking Machine Setters, Operators, and
Tenders, Except Sawing
Woodworkers, All Other

Power Plant Operators
Stationary Engineers and Boiler Operators
Water and Liquid Waste Treatment Plant and
System Operators
Miscellaneous Plant and System
Chemical Processing Machine Setters, Operators,
and Tenders
Crushing, Grinding, Polishing, Mixing, and
Blending Workers
Cutting Workers
Extruding, Forming, Pressing, and Compacting
Machine Setters, Operators, and Tenders
Furnace, Kiln, Oven, Drier, and Kettle Operators
and Tenders
Inspectors, Testers, Sorters, Samplers, and
Weighers
Jewelers and Precious Stone and Metal Workers
Medical, Dental, and Ophthalmic Laboratory
Technicians
Packaging and Filling Machine Operators and
Tenders
Painting Workers
Photographic Process Workers and Processing
Machine Operators
Semiconductor Processors
Cementing and Gluing Machine Operators and
Tenders
Cleaning, Washing, and Metal Pickling Equipment
Operators and Tenders
Cooling and Freezing Equipment Operators and
Tenders
Etchers and Engravers
Molders, Shapers, and Casters, Except Metal and
Plastic
Paper Goods Machine Setters, Operators, and
Tenders
Tire Builders
Helpers – Production Workers
Production Workers, All Other

14 Transportation and Material Moving Workers

Supervisors, Transportation and Material Moving
Workers
Aircraft Pilots and Flight Engineers
Air Traffic Controllers and Airfield Operations
Specialists
Ambulance Drivers and Attendants, Except
Emergency Medical Technicians
Bus Drivers
Driver/Sales Workers and Truck Drivers
Taxi Drivers and Chauffeurs
Motor Vehicle Operators, All Other
Locomotive Engineers and Operators
Railroad Brake, Signal, and Switch Operators
Railroad Conductors and Yardmasters
Subway, Streetcar, and Other Rail Transportation
Workers
Sailors and Marine Oilers
Ship and Boat Captains and Operators
Ship Engineers
Bridge and Lock Tenders
Parking Lot Attendants
Service Station Attendants
Transportation Inspectors
Other Transportation Workers
Conveyor Operators and Tenders
Crane and Tower Operators

2003

Census Code Occupation category

Dredge, Excavating, and Loading Machine
Operators
Hoist and Winch Operators
Industrial Truck and Tractor Operators
Cleaners of Vehicles and Equipment
Laborers and Freight, Stock, and Material Movers,
Hand
Machine Feeders and Offbearers
Packers and Packagers, Hand
Pumping Station Operators
Refuse and Recyclable Material Collectors
Shuttle Car Operators
Tank Car, Truck, and Ship Loaders
Material Moving Workers, All Other

APPENDIX H

Industry Classification System for Recodes

2003 Census Code	Industry category
1	Agriculture, Forestry, Fishing and Hunting
	Crop production Animal production Forestry except Logging Logging Fishing, hunting, and trapping Support activities for agriculture and forestry
2	Mining
	Oil and gas extraction Coal mining Metal ore mining Nonmetallic mineral mining and quarrying Not specified type of mining Support activities for mining
3	Construction
	Constructions (Includes the cleaning of buildings and dwellings is incidental during construction and immediately after construction)
4	Manufacturing, Nondurable Goods
	Food Manufacturing Animal food, grain and oilseed milling Sugar and confectionery products Fruit and vegetable preserving and specialty foods Dairy products Animal slaughtering and processing Retail bakeries Bakeries, except retail Seafood and other miscellaneous food Not specified food industries Beverage and Tobacco Product Manufacturing Beverage Tobacco Textile Mills and Textile Product Mills Fiber, yarn, and thread mills Fabric mills, except knitting Textile and fabric finishing and coating mills Carpets and rugs Textile product mills except carpets and rugs Apparel Manufacturing Knitting mills Cut and sew apparel Apparel accessories and other apparel Leather and Allied Product Manufacturing Footwear Leather tanning and products, except footwear Paper Manufacturing Pulp, paper, and paperboard mills Paperboard containers and boxes Miscellaneous paper and pulp products Printing and Related Support Activities Printing and related support activities Petroleum and Coal Products Manufacturing Petroleum refining Miscellaneous petroleum and coal products Chemical Manufacturing Resin, synthetic rubber and fibers, and filaments Agricultural chemicals Pharmaceuticals and medicines Paint, coating, and adhesives Soap, cleaning compound, and cosmetics Industrial and miscellaneous chemicals Plastics and Rubber Product Manufacturing

2003 Census Code	Industry category
	Plastics products Tires Rubber products, except tires
5	Manufacturing, Durable Goods
	Nonmetallic Mineral Product Manufacturing Pottery, ceramics, and related products Structural clay products Glass and glass products Cement, concrete, lime, and gypsum products Miscellaneous nonmetallic mineral products Metal Industries Iron and steel mills and steel products Aluminum production and processing Nonferrous metal, except aluminum, production and processing Foundries Metal forgings and stampings Cutlery and hand tools Structural metals, and tank and shipping containers Machine shops; turned products; screws, nuts and bolts Coating, engraving, heat treating and allied activities Ordnance Miscellaneous fabricated metal products Not specified metal industries Machinery Manufacturing Agricultural implements Construction mining and oil field machinery Commercial and service industry machinery Metalworking machinery Engines, turbines, and power transmission equipment Machinery Not specified machinery Computer and Electronic Product Manufacturing Computer and peripheral equipment Communications, audio, and video equipment Navigational, measuring, electrometrical, and control instruments Electronic components and products Electrical Equipment, Appliances, and Component Manufacturing Household appliances Electrical machinery, equipment, and supplies Transportation Equipment Manufacturing Motor vehicles and motor vehicle equipment Aircraft and parts Aerospace products and parts Railroad rolling stock Ship and boat building Other transportation equipment Wood Products, including Furniture, Manufacturing Sawmills and wood preservation Veneer, plywood, and engineered wood products Prefabricated wood buildings and mobile homes Miscellaneous wood products Furniture and fixtures Miscellaneous Manufacturing Medical equipment and supplies Toys, amusement, and sporting goods Miscellaneous manufacturing Not specified industries

2003 Census Code	Industry category
6	Transportation and Utilities
	Electric power generation, transmission and distribution
	Natural gas distribution
	Electric and gas, and other combinations
	Water, steam, air conditioning, and irrigation systems
	Sewage treatment facilities
	Not specified utilities
	Air transportation
	Rail transportation
	Water transportation
	Truck transportation
	Bus service and urban transit
	Taxi and limousine service
	Pipeline transportation
	Scenic and sightseeing transportation
	Services incidental to transportation
	Postal Service
	Couriers and messengers
	Warehousing and storage
7	Information And Communication
	Publishing Industries
	Newspaper publishers
	Publishing, except newspapers and software
	Software publishing
	Motion pictures and video industries
	Sound recording industries
	Broadcasting and Telecommunications
	Radio and television broadcasting and cable
	Internet and publishing and broadcasting
	Wired telecommunications carriers
	Other telecommunication services
	Internet service providers
	Data processing, hosting, and related services
	Information Services and Data Processing Services
	Libraries and archives
	Other information services
8	Wholesale Trade, Durable Goods
	Motor vehicles, parts and supplies
	Furniture and home furnishing
	Lumber and other construction materials
	Professional and commercial equipment and supplies
	Metals and minerals, except petroleum
	Electrical goods
	Hardware, plumbing and heating equipment, and supplies
	Machinery, equipment, and supplies
	Recyclable materials
	Miscellaneous durable goods
9	Wholesale Trade, Nondurable Goods
	Paper and paper products
	Drugs, sundries, and chemical and allied products
	Apparel, fabrics, and notions
	Groceries and related products
	Farm product raw materials
	Petroleum and petroleum products
	Alcoholic beverages

2003 Census Code	Industry category
	Farm supplies
	Miscellaneous nondurable goods
	Wholesale electronic markets, agents, and brokers
	Not specified trade
10	Retail Trade
	Automobile dealers
	Other motor vehicle dealers
	Auto parts, accessories, and tire stores
	Furniture and home furnishings stores
	Household appliance stores
	Radio, TV, and computer stores
	Building material and supplies dealers
	Hardware stores
	Lawn and garden equipment and supplies stores
	Grocery stores
	Specialty food stores
	Beer, wine, and liquor stores
	Pharmacies and drug stores
	Health and personal care, except drug
	Gasoline stations
	Clothing and accessories, except shoe
	Shoe stores
	Jewelry, luggage, and leather goods stores
	Sporting goods, camera, and hobby and toy stores
	Sewing, needlework and piece goods stores
	Music stores
	Book stores and news dealers
	Department stores and Discount stores
	Miscellaneous general merchandise stores
	Retail florists
	Office supplies and stationary stores
	Used merchandise stores
	Gift, novelty, and souvenir shops
	Miscellaneous stores
	Electronic shopping
	Electronic auctions
	Mail order houses
	Vending machine operators
	Fuel dealers
	Other direct selling establishments
	Not specified trade
11	Finance, Insurance, Real Estate, And Rental And Leasing
	Finance and Insurance
	Banking and related activities
	Savings institutions, including credit unions
	Non-depository credit and related activities
	Securities, commodities, funds, trusts, and other financial investments
	Insurance carriers and related activities
	Real Estate and Rental and Leasing
	Real estate
	Automotive equipment rental and leasing
	Video tape and disk rental
	Other consumer goods rental
	Commercial, industrial, and other intangible assets rental and leasing
12	Professional, Scientific, Management, Administrative, And Waste Management Services
	Professional, Scientific, and Technical Services
	Legal services

**2003
Census
Code** **Industry category**

Accounting, tax preparation, bookkeeping and payroll services
 Architectural, engineering, and related services
 Specialized design services
 Computer systems design and related services
 Management, scientific and technical consulting services
 Scientific research and development services
 Advertising and related services
 Veterinary services
 Other professional, scientific and technical services
 Management, Administrative and Support, and Waste Management Services
 Management of companies and enterprises
 Employment services
 Business support services
 Travel arrangements and reservation services
 Investigation and security services
 Services to buildings and dwellings (except cleaning during construction and immediately after construction)
 Landscaping services
 Other administrative, and other support services
 Waste management and remediation services

13 Educational, Health And Social Services

Educational Services
 Elementary and secondary school
 Colleges, including junior colleges, and universities
 Business, technical, and trade schools and training
 other schools, instruction and educational services
 Health Care
 Offices of physicians
 Offices of dentists
 Office of chiropractors
 Offices of optometrists
 Offices of other health practitioners
 Outpatient care centers
 Home health care services
 Other health care services
 Hospitals
 Nursing care facilities
 Residential care facilities, without nursing
 Social Assistance
 Individual and family services
 Community food and housing, and emergency services
 Vocational rehabilitation services
 Child day care services

14 Arts, Entertainment, Recreation, Accommodations, and Food Services

Arts, Entertainment, and Recreation
 Independent artists, performing arts, spectator sports and related industries
 Museums, art galleries, historical sites, and similar institutions
 Bowling centers
 Other amusement, gambling, and recreation industries
 Accommodations and Food Services
 Traveler accommodation

**2003
Census
Code** **Industry category**

Recreational vehicle parks and camps, and rooming and boarding houses
 Restaurants and other food services
 Drinking places, alcohol beverages

15 Public Administration

Executive offices and legislative bodies
 Public finance activities
 Other general government and support
 Justice, public order, and safety activities
 Administration of human resource programs
 Administration of environmental quality and housing programs
 Administration of economic programs and space research
 National security and international affairs
 Armed Forces
 CPS Special Codes
 Problem Referral
 Uncodable (includes Refused, Retired, reported Classified, or Not in Labor Force)
 Active Duty Military (for Census and ACS)
 U.S. Army
 U.S. Air Force
 U.S. Navy
 U.S. Marines
 U.S. Coast Guard
 U.S. Armed Forces, Branch Not Specified
 Military Reserves or National Guard

16 Other Services (Except Public Administration)

Repair and Maintenance
 Automotive repair and maintenance
 Car washes
 Electronic and precision equipment repair and maintenance
 Commercial and industrial machinery and equipment repair and maintenance
 Personal and household goods repair and maintenance
 Footwear and leather goods repair
 Personal and Laundry Services
 Barber shops
 Beauty salons
 Nail salons and other personal care services
 Dry cleaning and laundry services
 Funeral homes, cemeteries and crematories
 Other personal services
 Religious, Grantmaking, Civic, Business, and Similar Organizations
 Religious organizations
 Civic, social, advocacy organizations and grantmaking and giving services
 Labor unions
 Business, professional, political and similar organizations
 Private Households

APPENDIX I

Key Mental Health Variables

This Key Mental Health Variables appendix provides several tables that list a set of the most commonly used mental health measures, their associated variable names, and their availability from 2002 to 2016 for the National Survey on Drug Use and Health (NSDUH). These tables also show whether there are comparable or adjusted measures available for the years indicated. Table 1 lists key mental health measures for youths aged 12 to 17, Table 2 lists key mental health measures for adults aged 18 or older, and Table 3 lists the mental health measures that have adjusted versions that allow for the comparisons of estimates across the years where changes were made. Because of such changes, this appendix is being provided as a guide in helping users with these commonly used mental health variables.

As noted above, this appendix only contains a subset of the mental health variables available. Groups of variables that are defined similarly may not all be included in the tables below. Examples of these groups are the variables for location of outpatient mental health treatment and the reason for not receiving mental health treatment, which are listed in Table 2. The variables for location where outpatient mental health treatment was received such as at a day hospital or treatment program (MHLDTMT3), at a school setting (MHLSCHL3), and other locations (MHLOTH3) are not specifically listed in Table 2 but are defined similarly to the variable for received outpatient mental health treatment from private therapist (MHLTHER3) and follow the same pattern of comparability. The variables for reasons for not receiving mental health treatment including fear of negative affect on job (MHRJOBS2), insurance does not cover treatment at all (MHRNCOV2), have no transportation to treatment or inconvenient (MHRTRAN2), and did not want others to find out (MHRFOUT2) are also not listed in Table 2 but follow the same comparability pattern as the variable for reason for not receiving mental health treatment because could not afford cost (MHRCOST2). This appendix is intended to be a guide to assist analysts in their use of mental health measures and does not include a full list of all mental health measures that are available.

There have been several mental health-related questionnaire and estimation changes that impact the comparability of mental health data over time. One such change made to the 2004 and 2008 questionnaires affected the mental health measures of serious psychological distress (SPD) and lifetime and past year major depressive episode (MDE). These changes resulted in noncomparable measures that caused breaks in the trends. Adjusted measures were created that allowed comparisons of estimates across the years where the changes were made. Refer to Aldworth, Kott, Yu, Mosquin, and Barnett-Walker (2012) for details on the adjusted measures, Appendix F, Recoded Depression Variable Documentation, for MDE details, and Appendix E, Recoded Mental Health, for SPD details.

The NSDUH operational definition of serious mental illness (SMI) has also undergone some changes. In previously published 2002-2003 NSDUH reports, the K6 scale used for determining psychological distress was used to produce estimates that were termed "SMI," but in 2004, the estimate produced using the K6 was renamed "SPD." Starting in 2008, a new measure of SMI was produced that used a statistical model to predict mental illness based on a respondent's answers to the NSDUH K6 and World Health Organization Disability Assessment Schedule (WHODAS) questions. For more details on this new SMI measure, see Appendix B, Section B.4.3, in the 2009 mental health findings report (Center for Behavioral Health Statistics and Quality, 2010). This model was revised to produce improved mental illness estimates

starting with the 2012 NSDUH. This updated 2012 model was then used to create revised comparable mental illness estimates for 2008 through 2011. For details on these mental illness revisions, see Appendix B, Section B.4.3, in the 2012 mental health findings report (Center for Behavioral Health Statistics and Quality, 2013). Because of this change, mental illness variables based on the 2012 model have been created from 2008 and later years. A measure of SMI was created for the 2005-2007 NSDUHs based on an alternative predictive model for a methodological report (Center for Behavioral Health Statistics and Quality, 2017). This exploratory SMI measure was developed in an attempt to be comparable with SMI variables for 2008 and later NSDUHs; however, it is based on a different set of predictors. Users should consider the differences in methodology prior to making decisions on whether and how to use the SMI measure. For more information on how mental illness variables were created and how to use these variables, see Appendix E, Recoded Mental Health.

Table 1. Key Mental Health Measures for People Aged 12 to 17: 2002-2016

Mental Health Measure (Variable Name)	Years Available														
	2002	2003	2004	2005	2006	2007	2008	2009	2010	2011	2012	2013	2014	2015	2016
Lifetime MDE (MDELT, YMDELT)			*	*	*	*	X	X	X	X	X	X	X	X	X
Past Year MDE (MDEYR, YMDEYR)			*	*	*	*	X	X	X	X	X	X	X	X	X
MDE with Severe Role Impairment (MDEIMPY)					X	X	X	X	X	X	X	X	X	X	X
Received Treatment for MDE from MD in Past Year (TXMDEYR, YTXMDEYR)			*	*	*	*	X	X	X	X	X	X	X	X	X
Received Treatment for MDE from Prescription Drugs in Past Year (RXMDEYR, YRXMDEYR)			*	*	*	*	X	X	X	X	X	X	X	X	X
Received Treatment for MDE from Either MD or Prescription Drugs in Past Year (MDETXRX, YMDETXRX)			*	*	*	*	X	X	X	X	X	X	X	X	X
Received Treatment for MDE from Health Professional in Past Year (YHLTMDE) ¹			X	X	X	X	X	X	X	X	X	X	X	X	X
Received Treatment for MDE from Alternative Service Professional in Past Year (YALTMDE)									X	X	X	X	X	X	X
Received Treatment for MDE from Health Professional or Prescription Drugs in Past Year (YMDEHPRX) ¹			X	X	X	X	X	X	X	X	X	X	X	X	X
Received Treatment for MDE from Health Professional Only in Past Year (YMDEHPO) ¹			X	X	X	X	X	X	X	X	X	X	X	X	X
Received Treatment for MDE from Prescription Drugs Only, Not from Health Professional in Past Year (YMDERXO2) ¹			X	X	X	X	X	X	X	X	X	X	X	X	X
Received Treatment for MDE from Health Professional and Prescription Drugs in Past Year (YMDEHARX) ¹			X	X	X	X	X	X	X	X	X	X	X	X	X
Received Treatment for MDE from General Practitioner (DOCMDE, YDOCMDE)			*	*	*	*	X	X	X	X	X	X	X	X	X
Received Treatment for MDE from Other MD (OMDMDE, YOMDMDE)			*	*	*	*	X	X	X	X	X	X	X	X	X
Received Treatment for MDE from Psychologist (PSY1MDE, YPSY1MDE)			*	*	*	*	X	X	X	X	X	X	X	X	X
Received Treatment for MDE from Psychiatrist (PSY2MDE, YPSY2MDE)			*	*	*	*	X	X	X	X	X	X	X	X	X

Table 1. Key Mental Health Measures for People Aged 12 to 17: 2002-2016 (continued)

Mental Health Measure (Variable Name)	Years Available														
	2002	2003	2004	2005	2006	2007	2008	2009	2010	2011	2012	2013	2014	2015	2016
Received Treatment for MDE from Social Worker (SOCMDE, YSOCMDE)			*	*	*	*	X	X	X	X	X	X	X	X	X
Received Treatment for MDE from Counselor (COUNMDE, YCOUNMDE)			*	*	*	*	X	X	X	X	X	X	X	X	X
Received Treatment for MDE from Other MH Professional (OMHMDE, YOMHMDE)			*	*	*	*	X	X	X	X	X	X	X	X	X
Received Treatment for MDE from Nurse/Occupational Therapist (NURSMDE, YNURSMDE)			*	*	*	*	X	X	X	X	X	X	X	X	X
Received Treatment for MDE from Religious or Spiritual Advisor (RELMDE, YRELMDE)			*	*	*	*	X	X	X	X	X	X	X	X	X
Received Treatment for MDE from Another Healer (HBCHMDE, YHBCHMDE)			*	*	*	*	X	X	X	X	X	X	X	X	X
Received Treatment for MDE from Other Professional (OTHMDE, YOTHMDE)			*	*	*	*	X	X	X	X	X	X	X	X	X
(Revised) Received Treatment in Inpatient Specialty MH Setting (ANYMHIN2) ^{2,3}	X	X	X	X	X	X	X	X	X	X	X	X	X	X	X
Received Treatment in Outpatient Specialty MH Setting (ANYMHOUT)	X	X	X	X	X	X	X	X	X	X	X	X	X	X	X
(Revised) Received Treatment in Specialty MH Setting (ANYSMH2) ^{2,3}	X	X	X	X	X	X	X	X	X	X	X	X	X	X	X
Received Treatment in Nonspecialty MH Setting (ANYNSMH)								X	X	X	X	X	X	X	X
Received Treatment in Education Setting (ANYMHED, ANYMHED2)	-	-	-	-	-	-	-	X	X	X	X	X	X	X	X
Received Treatment in Specialty MH, Education, Medical, or Foster Care Setting (ANYSEDMF)								X	X	X	X	X	X	X	X
Received Treatment in General Medical Setting (YPED)	X	X	X	X	X	X	X	X	X	X	X	X	X	X	X
Received Treatment in Juvenile Justice Setting (YJAIL)								X	X	X	X	X	X	X	X
Number of Visits for Inpatient Specialty MH Services (SPINVST, SPINVST2) ^{2,4}					-	-	-	-	-	-	X ⁵	X	X	X	X
Number of Visits for Outpatient Specialty MH Services (SPOUTVST)					X	X	X	X	X	X	X	X	X	X	X

Table 1. Key Mental Health Measures for People Aged 12 to 17: 2002-2016 (continued)

Mental Health Measure (Variable Name)	Years Available														
	2002	2003	2004	2005	2006	2007	2008	2009	2010	2011	2012	2013	2014	2015	2016
Number of Visits for Specialty MH Services (SMHVST, SMHVST2) ^{2,4}					-	-	-	-	-	-	X ⁵	X	X	X	X
Received Specialty MH Services for Feeling Depressed (SMHDPR, SMHDPR2) ^{2,4}					-	-	-	-	-	-	X ⁵	X	X	X	X
Received Specialty MH Services because of Problems with Home or Family (SMHFMLY, SMHFMLY2) ^{2,4}					-	-	-	-	-	-	X ⁵	X	X	X	X
Received Specialty MH Services because of Breaking Rules (SMHBRK, SMHBRK2) ^{2,4}					-	-	-	-	-	-	X ⁵	X	X	X	X
Received Specialty MH Services because Thought about or Attempted Suicide (SMHSUI, SMHSUI2) ^{2,4}					-	-	-	-	-	-	X ⁵	X	X	X	X
Received Specialty MH Services because Felt Very Afraid and Tense (SMHFEA, SMHFEA2) ^{2,4}					-	-	-	-	-	-	X ⁵	X	X	X	X
Received Specialty MH Services because of Problems at School (SMHSCHL, SMHSCHL2) ^{2,4}					-	-	-	-	-	-	X ⁵	X	X	X	X
Received Specialty MH Services because of Trouble Controlling Anger (SMHANGR, SMHANGR2) ^{2,4}					-	-	-	-	-	-	X ⁵	X	X	X	X
Received Specialty MH Services because of Problems with Friends (SMHFRND, SMHFRND2) ^{2,4}					-	-	-	-	-	-	X ⁵	X	X	X	X
Received Specialty MH Services because of Problems with Other People (SMHOTPP, SMHOTPP2) ^{2,4}					-	-	-	-	-	-	X ⁵	X	X	X	X
Received Specialty MH Services because of Eating Problems (SMHEAT, SMHEAT2) ^{2,4}					-	-	-	-	-	-	X ⁵	X	X	X	X
Received Specialty MH Services because of Getting into Physical Fights (SMHFITE, SMHFITE2) ^{2,4}					-	-	-	-	-	-	X ⁵	X	X	X	X
Received Specialty MH Services because of Diagnosed Mental Disorder (SMHMEND, SMHMEND2) ^{2,4}					-	-	-	-	-	-	X ⁵	X	X	X	X
Received MH Services or Substance Use Treatment at a Specialty Facility (YMHOSPTX) ⁶														X	X
Received MH Services but Not Substance Use Treatment at a Specialty Facility (YMHNSPTX) ⁶														X	X

Table 1. Key Mental Health Measures for People Aged 12 to 17: 2002-2016 (continued)

Mental Health Measure (Variable Name)	Years Available															
	2002	2003	2004	2005	2006	2007	2008	2009	2010	2011	2012	2013	2014	2015	2016	
Received Substance Use Treatment at a Specialty Facility but No MH Service (YSPTXNMH) ⁶															X	X
Received MH Services and Substance Use Treatment at a Specialty Facility (YMHASPTX) ⁶															X	X

MD = medical doctor, MDE = major depressive episode, MH = mental health.

NOTE: The letter X indicates that the measure is available for the year(s) shown. For measures with two variable names listed, the first name corresponds with either the asterisk (*) or the en dash (–) and the second name corresponds to the letter X in the years available columns. An asterisk (*) indicates that a comparable measure with 2008 and later years is available for the year(s) shown; thus, variables corresponding to those measures in the indicated years can be renamed to conduct analyses with the 2008 and later year variables. An en dash (–) indicates that a comparable measure with later years is **not** available; thus, variables corresponding to those measures should not be compared across breaks in comparability (i.e., do not compare those measures with an en dash (–) with those measures with the letter X). An empty cell indicates that the measure is not available.

NOTE: The standard analysis weight, ANALWT_C, should be used for all measures and years.

NOTE: This table lists only the most commonly used mental health measures; it does not constitute a comprehensive list.

NOTE: This table was finalized on June 19, 2017.

¹ These variables were created for years prior to 2010 during the 2014 NSDUH and are comparable with 2010 and later variables.

² Revised mental health service variables were developed starting in 2013 because of the change in how the child welfare setting was defined. Prior to 2013, child welfare was defined in the specialty services category as an inpatient service. Child welfare is now defined as a nonspecialty service.

³ A similarly named measure (without the “2”) exist for years 2002 through 2013 but are no longer being created starting with the 2014 NSDUH.

⁴ For measures with two variable names listed, the second-named variables include this change. The original measures (first-named variables) are no longer being created starting with the 2013 NSDUH but are instead replaced with the revised variables.

⁵ Both versions of these mental health service variables exist for the 2012 NSDUH because 2012 and 2013 estimates are presented in the 2013 mental health detailed tables (Center for Behavioral Health Statistics and Quality, 2014). The first- and second-named variables are **not** comparable for 2012.

⁶ These variables were created during the 2015 NSDUH. Note that these were not included in data files for years prior to 2015 due to substance treatment at a specialty facility not being comparable as a result of the 2015 questionnaire changes.

Source: SAMHSA, Center for Behavioral Health Statistics and Quality, National Survey on Drug Use and Health, 2002-2016.

Table 2. Key Mental Health Measures for People Aged 18 or Older: 2002-2016

Mental Health Measure (Variable Name)	Years Available														
	2002	2003	2004	2005	2006	2007	2008	2009	2010	2011	2012	2013	2014	2015	2016
Received Treatment for MDE from MD in Past Year (TXMDEYR, ATXMDEYR) ¹			-	-	-	-	X	X	X	X	X	X	X	X	X
Received Treatment for MDE from Prescription Drugs in Past Year (RXMDEYR, ARXMDEYR) ¹			-	-	-	-	X	X	X	X	X	X	X	X	X
Received Treatment for MDE from Either MD or Prescription Drugs in Past Year (MDETXRX, AMDETXRX) ¹			-	-	-	-	X	X	X	X	X	X	X	X	X
Received Treatment for MDE from Health Professional in Past Year (AHLTMDE)									X	X	X	X	X	X	X
Received Treatment for MDE from Alternative Service Professional in Past Year (AALTMDE)									X	X	X	X	X	X	X
Received Treatment for MDE from Health Professional or Prescription Drugs in Past Year (AMDEHPRX)									X	X	X	X	X	X	X
Received Treatment for MDE from Health Professional Only in Past Year (AMDEHPO)									X	X	X	X	X	X	X
Received Treatment for MDE from Prescription Drugs Only, Not from Health Professional in Past Year (AMDERXO2)									X	X	X	X	X	X	X
Received Treatment for MDE from Health Professional and Prescription Drugs in Past Year (AMDEHARX)									X	X	X	X	X	X	X
Received Treatment for MDE from General Practitioner (DOCMDE, ADOCMDE) ¹			-	-	-	-	X	X	X	X	X	X	X	X	X
Received Treatment for MDE from Other MD (OMDMDE, AOMDMDE) ¹			-	-	-	-	X	X	X	X	X	X	X	X	X
Received Treatment for MDE from Psychologist (PSY1MDE, APSY1MDE) ¹			-	-	-	-	X	X	X	X	X	X	X	X	X
Received Treatment for MDE from Psychiatrist (PSY2MDE, APSY2MDE) ¹			-	-	-	-	X	X	X	X	X	X	X	X	X
Received Treatment for MDE from Social Worker (SOCMDE, ASOCMDE) ¹			-	-	-	-	X	X	X	X	X	X	X	X	X
Received Treatment for MDE from Counselor (COUNMDE, ACOUNMDE) ¹			-	-	-	-	X	X	X	X	X	X	X	X	X

Table 2. Key Mental Health Measures for People Aged 18 or Older: 2002-2016 (continued)

Mental Health Measure (Variable Name)	Years Available														
	2002	2003	2004	2005	2006	2007	2008	2009	2010	2011	2012	2013	2014	2015	2016
Received Treatment for MDE from Other MH Professional (OMHMDE, AOMHMDE) ¹			-	-	-	-	X	X	X	X	X	X	X	X	X
Received Treatment for MDE from Nurse/Occupational Therapist (NURSMDE, ANURSMDE) ¹			-	-	-	-	X	X	X	X	X	X	X	X	X
Received Treatment for MDE from Religious or Spiritual Advisor (RELMDE, ARELMDE) ¹			-	-	-	-	X	X	X	X	X	X	X	X	X
Received Treatment for MDE from Another Healer (HBCMDE, AHBCMDE) ¹			-	-	-	-	X	X	X	X	X	X	X	X	X
Received Treatment for MDE from Other Professional (OTHMDE, AOTHMDE) ¹			-	-	-	-	X	X	X	X	X	X	X	X	X
Received Any MH Treatment in Past Year (AMHTXRC3)	X	X	X	X	X	X	X	X	X	X	X	X	X	X	X
Received Inpatient MH Treatment in Past Year (AMHINP2)	X	X	X	X	X	X	X	X	X	X	X	X	X	X	X
Received Outpatient MH Treatment in Past Year (AMHOUTP3)	X	X	X	X	X	X	X	X	X	X	X	X	X	X	X
Received Prescription Med MH Treatment in Past Year (AMHRX2)	X	X	X	X	X	X	X	X	X	X	X	X	X	X	X
Perceived Need but Did Not Receive MH Treatment in Past Year (AMHTXND2)	X	X	X	X	X	X	X	X	X	X	X	X	X	X	X
Perceived Unmet Need and Receipt of MH Treatment (AMHTXAND)	X	X	X	X	X	X	X	X	X	X	X	X	X	X	X
Received Outpatient MH Treatment at MH Clinic/Center in Past Year (MHLMNT3) ²	X	X	X	X	X	X	X	X	X	X	X	X	X	X	X
Received Outpatient MH Treatment from Private Therapist in Past Year (MHLTHER3) ²	X	X	X	X	X	X	X	X	X	X	X	X	X	X	X
Received Outpatient MH Treatment from Non-Clinic Doctor's Office in Past Year (MHLDOC3) ²	X	X	X	X	X	X	X	X	X	X	X	X	X	X	X
Received Outpatient MH Treatment from Medical Clinic in Past Year (MHLCLNC3) ²	X	X	X	X	X	X	X	X	X	X	X	X	X	X	X
Respondent or Other Family Member Paid for Outpatient MH Treatment in Past Year (MHPDSLF2)		X	X	X	X	X	X	X	X	X	X	X	X	X	X

Table 2. Key Mental Health Measures for People Aged 18 or Older: 2002-2016 (continued)

Mental Health Measure (Variable Name)	Years Available														
	2002	2003	2004	2005	2006	2007	2008	2009	2010	2011	2012	2013	2014	2015	2016
Private Health Insurance Paid for Outpatient MH Treatment in Past Year (MHPDPHI2)		X	X	X	X	X	X	X	X	X	X	X	X	X	X
Medicare Paid for Outpatient MH Treatment in Past Year (MHPDMCR2)		X	X	X	X	X	X	X	X	X	X	X	X	X	X
Medicaid Paid for Outpatient MH Treatment in Past Year (MHPDMCD2)		X	X	X	X	X	X	X	X	X	X	X	X	X	X
Employer Paid for Outpatient MH Treatment in Past Year (MHPDEMP2)		X	X	X	X	X	X	X	X	X	X	X	X	X	X
Did Not Receive MH Treatment because Could Not Afford Cost (MHRCOST2)		X	X	X	X	X	X	X	X	X	X	X	X	X	X
Did Not Receive MH Treatment because Thought Could Handle Problem without Treatment (MHRHAND2)		X	X	X	X	X	X	X	X	X	X	X	X	X	X
Did Not Receive MH Treatment because Did Not Know Where To Go (MHRWHER2)		X	X	X	X	X	X	X	X	X	X	X	X	X	X
Did Not Receive MH Treatment because Did Not Have Time (MHRTIME2)		X	X	X	X	X	X	X	X	X	X	X	X	X	X
Did Not Receive MH Treatment because Did Not Think Treatment Would Help (MHRNOHP2)		X	X	X	X	X	X	X	X	X	X	X	X	X	X
Did Not Receive MH Treatment because of Concerns about Confidentiality (MHRCFID2)		X	X	X	X	X	X	X	X	X	X	X	X	X	X
Did Not Receive MH Treatment because Insurance Did Not Pay Enough (MHRENUF2)		X	X	X	X	X	X	X	X	X	X	X	X	X	X
Did Not Receive MH Treatment because Did Not Think Treatment Was Needed (MHRNOND2)		X	X	X	X	X	X	X	X	X	X	X	X	X	X
Did Not Receive MH Treatment because Fear of Neighbors' Negative Opinion (MHRNBRS2)		X	X	X	X	X	X	X	X	X	X	X	X	X	X
Did Not Receive MH Treatment because Fear of Being Committed (MHRCMIT2)		X	X	X	X	X	X	X	X	X	X	X	X	X	X
Received MH Services or Substance Use Treatment at a Specialty Facility (MHOSPTR2, RCVMHOSPTX) ³		-	-	-	-	-	-	-	-	-	-	-	-	X	X
Received MH Services but Not Substance Use Treatment at a Specialty Facility (MHNSPTR2, RCVMHNSPTX) ³		-	-	-	-	-	-	-	-	-	-	-	-	X	X

Table 2. Key Mental Health Measures for People Aged 18 or Older: 2002-2016 (continued)

Mental Health Measure (Variable Name)	Years Available														
	2002	2003	2004	2005	2006	2007	2008	2009	2010	2011	2012	2013	2014	2015	2016
Received Substance Use Treatment at a Specialty Facility but No MH Service (NMHSPTR2, RCVSPTXNMH) ³		-	-	-	-	-	-	-	-	-	-	-	-	X	X
Received MH Services and Substance Use Treatment at a Specialty Facility (MHASPTR2, RCVMHASPTX) ³		-	-	-	-	-	-	-	-	-	-	-	-	X	X
Suicidal Thoughts in Past Year (MHSUITHK)							X	X	X	X	X	X	X	X	X
Suicidal Plans in Past Year (MHSUIPLN)							X	X	X	X	X	X	X	X	X
Suicidal Attempts in Past Year (MHSUITRY)							X	X	X	X	X	X	X	X	X
Received Medical Attention for Suicide Attempt in Past Year (MHSUIMED) ⁴							X	X	X	X	X	X	X	X	X
Stayed in Hospital for Suicide Attempt in Past Year (MHSUIHOS) ⁴							X	X	X	X	X	X	X	X	X
K6 Total Score in Past Month (K6SCMON)							X	X	X	X	X	X	X	X	X
Past Month Serious Psychological Distress Indicator (SPDMON)							X	X	X	X	X	X	X	X	X
K6 Total Score in Worst Month of Past Year (K6SCYR)							X	X	X	X	X	X	X	X	X
Alternative Worst K6 Total Score (WSPDSC2) ⁵							X	X	X	X	X	X	X	X	X
WHODAS Total Score (WHODASC2)							X	X	X	X	X	X	X	X	X
Alternative WHODAS Total Score (WHODASC3)							X	X	X	X	X	X	X	X	X
Predicted Serious Mental Illness Probability (SMIPP) ⁶							X	X	X	X					
Predicted Serious Mental Illness Probability Revised (SMIPP_A, SMIPP_U) ^{5,6}				*	*	*	X	X	X	X	X	X	X	X	X
Serious Mental Illness (SMI) Based on Revised Predicted SMI Probability (SMIYR_A, SMIYR_U) ^{5,7,8}				*	*	*	X	X	X	X	X	X	X	X	X
Any Mental Illness (AMI) Based on Revised Predicted SMI Probability (AMIYR_U) ^{7,8}							X	X	X	X	X	X	X	X	X
Mild Mental Illness Based on Revised Predicted SMI Probability(LMIYR_U) ^{7,8}							X	X	X	X	X	X	X	X	X
Moderate Mental Illness Based on Revised Predicted SMI Probability (MMIYR_U) ^{7,8}							X	X	X	X	X	X	X	X	X
Mild or Moderate Mental Illness Based on Revised Predicted SMI Probability (LMMIYRU) ^{8,9}							X	X	X	X	X	X	X	X	X

Table 2. Key Mental Health Measures for People Aged 18 or Older: 2002-2016 (continued)

Mental Health Measure (Variable Name)	Years Available														
	2002	2003	2004	2005	2006	2007	2008	2009	2010	2011	2012	2013	2014	2015	2016
Serious or Moderate Mental Illness Based on Revised Predicted SMI Probability(SMMIYR_U) ^{6,7,8}							X	X	X	X	X	X	X	X	X
Categorical Mental Illness Indicator Revised (MI_CAT_U) ^{7,8}							X	X	X	X	X	X	X	X	X

K6 = six-item nonspecific psychological distress scale, MD = medical doctor, MDE = major depressive episode, MH = mental health, WHODAS = abbreviated eight-item World Health Organization Disability Assessment Schedule.

NOTE: The letter X indicates that the measure is available for the year(s) shown. For measures with two variable names listed, the first name corresponds with either the asterisk (*) or the en dash (–) and the second name corresponds to the letter X in the years available columns. An asterisk (*) indicates that a comparable measure with later years is available for the year(s) shown; thus, variables corresponding to those measures in the indicated years can be renamed to conduct analyses with the later year variables. An en dash (–) indicates that a comparable measure with later years is **not** available; thus, variables corresponding to those measures should not be compared across breaks in comparability (i.e., do not compare those measures with an en dash (–) with those measures with the letter X). An empty cell indicates that the measure is not available.

NOTE: The standard analysis weight, ANALWT_C, should be used for all measures and years, except those noted in footnote 1.

NOTE: This table lists only the most commonly used mental health measures; it does not constitute a comprehensive list.

NOTE: This table was finalized on October 23, 2017.

¹ To compare the 2008 data with the 2009 or subsequent years, the 2008 mental health half-sample analysis weight, MHSAWT_C, should be used in conjunction with the sample indicator (MHSAMP08=1) to subset to the 2008 WHODAS half-sample data.

² Two versions of these variables exist for years 2002 through 2008. The original variables that end with a "2" have respondents who reported receiving no outpatient mental health coded as a SAS missing. The revised variables that end with a "3" have respondents who reported receiving no outpatient mental health coded as a "No" response. The two versions are not comparable.

³ These variables were created during the 2015 NSDUH. Note that these are not comparable for years prior to 2015 due to substance treatment at a specialty facility not being comparable as a result of the 2015 questionnaire changes.

⁴ Italicized MH measures indicate variables that were excluded from the Public Use File (PUF).

⁵ The variables SMIPP_A and SMIYR_A were created for the 2005-2007 NSDUHs based on an alternative predictive model for a methodological report (Center for Behavioral Health Statistics and Quality, 2017). These exploratory variables were developed in an attempt to be comparable with SMI variables for 2008 and later NSDUHs; however, they are based on a different set of predictors. Users should consider the differences in methodology prior to making decisions on whether and how to use the SMI measure. For information on the creation of the mental illness variables, see Appendix E, Recoded Mental Health.

⁶ SMIPP (a variable included in previous versions of the 2008-2011 data files) is based on the 2008 prediction model and SMIPP_U is based on the 2012 prediction model. Mental illness variables originally created from SMIPP have been replaced with similarly named variables based on SMIPP_U. For information on the creation of the mental illness variables, see Appendix E, Recoded Mental Health.

⁷ Mental illness variables based on the 2012 prediction model have been created from 2008 and later years. For years 2008-2011, these revised variables have replaced the previously available mental illness variables. See Appendix E, Recoded Mental Health, for further details about these revised mental illness variables.

⁸ The 2008 and later years mental illness variables based on the 2012 prediction model and the 2005-2007 SMI variables based on an alternative model should not be used when analyzing variables for past year suicidal thoughts, past year MDE, the K6, or the WHODAS, nor should they be used when analyzing other variables closely linked with these variables (including past year suicide attempts, suicide plans, medical treatment for suicide attempts, lifetime MDE, serious psychological distress [SPD], or components used in the K6 or WHODAS scales). For more details, see Appendix E, Recoded Mental Health.

⁹ Mild or Moderate Mental Illness is referred to as "AMI excluding SMI" in the detailed tables.

Source: SAMHSA, Center for Behavioral Health Statistics and Quality, National Survey on Drug Use and Health, 2002-2016.

Table 3. Comparable Versions of Key Mental Health Measures for People Aged 18 or Older: 2002-2016

Mental Health Measure	Years Available				
	2002-2003	2004	2005-2007	2008	2009-2016
Lifetime Major Depressive Episode			AJAMDELT	AJAMDELT	AMDELT
Past Year Major Depressive Episode			AJAMDEYR	AJAMDEYR	AMDEYR
K6 Total Score in Worst Month of Past Year Based on Long Form Module	SMI_SUM	SPD_ASCR			
K6 Total Score in Worst Month of Past Year Based on Short Form Module		SPD_RSCR	SPD_USCR		
Worst K6 Total Score in Past Year ¹			K6SMXADJ	K6SCMAX	K6SCMAX
Past Year Serious Psychological Distress Indicator Based on Long Form Module	SMI	SPD_ADJ, SPD_UADJ ²			
Past Year Serious Psychological Distress Indicator Based on Short Form Module		SPD_RADJ	SPD_UADJ		
Past Year Serious Psychological Distress Indicator Based on Worst K6 Total Score			SPDYRADJ	SPDYR	SPDYR

K6 = six-item nonspecific psychological distress scale.

NOTE: All variables within a row are comparable across the years indicated, even if they have different names.

NOTE: The standard analysis weight, ANALWT_C, should be used for all measures and years, except as indicated in footnote 2 below.

NOTE: This table lists only the mental health measures with adjusted versions for comparability across years.

NOTE: In the 2002 and 2003 NSDUHs, serious psychological distress was referred to as serious mental illness.

NOTE: This table was finalized on June 19, 2017.

¹ Worst K6 Total Score in Past Year is the maximum of K6 Total Score in Past Month (K6SCMON) and K6 Total Score in Worst Month of Past Year (K6SCYR).

² SPD_UADJ, restricted to the 2004 Sample A (Long Form), was used in the 2004 NSDUH detailed tables (Office of Applied Studies, 2005). SPD_ADJ was created so that comparisons of serious psychological distress based on the long form can be made between 2002, 2003, and the full 2004 sample. The standard analysis weight, ANALWT_C, should be used for SPD_ADJ, but for SPD_UADJ in 2004, the Sample A analysis weight, SPDWT_C, should be used in conjunction with the sample indicator that subsets to the 2004 Sample A data (ADLTSAMP=1).

Source: SAMHSA, Center for Behavioral Health Statistics and Quality, National Survey on Drug Use and Health, 2002-2016.

References

- Aldworth, J., Kott, P., Yu, F., Mosquin, P., & Barnett-Walker, K. (2012). Analysis of effects of 2008 NSDUH questionnaire changes: Methods to adjust adult MDE and SPD estimates and to estimate SMI in the 2005-2009 surveys. In *2010 National Survey on Drug Use and Health: Methodological resource book* (Section 16b, prepared for the Substance Abuse and Mental Health Services Administration, Contract No. HHSS283200800004C, RTI/0211838.108.006.024). Research Triangle Park, NC: RTI International. Retrieved from <https://www.samhsa.gov/data/>
- Center for Behavioral Health Statistics and Quality. (2010). *Results from the 2009 National Survey on Drug Use and Health: Mental health findings* (HHS Publication No. SMA 10-4609, NSDUH Series H-39). Rockville, MD: Substance Abuse and Mental Health Services Administration. Retrieved from <https://www.samhsa.gov/data/>
- Center for Behavioral Health Statistics and Quality. (2013). *Results from the 2012 National Survey on Drug Use and Health: Mental health findings* (HHS Publication No. SMA 13-4085, NSDUH Series H-47). Rockville, MD: Substance Abuse and Mental Health Services Administration. Retrieved from <https://www.samhsa.gov/data/>
- Center for Behavioral Health Statistics and Quality. (2014). *Results from the 2013 National Survey on Drug Use and Health: Mental health detailed tables*. Retrieved from <https://www.samhsa.gov/data/>
- Center for Behavioral Health Statistics and Quality. (2017). *National Survey on Drug Use and Health: Statistical Models to Predict Mental Illness from 2005 to 2007*. Retrieved from <https://www.samhsa.gov/data/>
- Office of Applied Studies. (2005). *Results from the 2004 National Survey on Drug Use and Health: Detailed tables*. Retrieved from <https://www.samhsa.gov/data/>